

KETU SOUTH MUNICIPAL ASSEMBLY



ANNUAL PROGRESS REPORT 2020

PREPARED BY:
MUNICIPAL PLANNING COORDINATING UNIT
JANUARY, 2021

blank page

TABLE OF CONTENT

TABLE OF CONTENT	i
LIST OF TABLES	ii
LIST OF FIGURES	ii
LIST OF ABBREVIATIONS	iii
EXECUTIVE SUMMARY	iv
CHAPTER ONE: GENERAL INTRODUCTION	1
1.1. BACKGROUND.....	1
1.1.1. Vision Statement.....	1
1.1.2. Mission Statement.....	1
1.2. SUMMARY OF ACHIEVEMENTS OF AAP & MTDP.....	1
1.3. PURPOSE OF THE MONITORING AND EVALUATION.....	2
1.4. DIFFICULTIES IN THE IMPLEMENTATION OF THE PLAN.....	3
1.5. SUMMARY OF PROCESSES USED IN CONDUCTING THE M&E.....	3
1.6. CHALLENGES ENCOUNTERED.....	3
CHAPTER TWO: MONITORING AND EVALUATION ACTIVITIES	4
2.1. INTRODUCTION.....	4
2.2. PROGRAMMES AND PROJECTS STATUS OF THE YEAR.....	4
2.2.1. Status of Physical Projects.....	4
2.2.2. Status of Programmes / 2020 AAP.....	15
2.3. UPDATE ON FUNDING SOURCES AND DISBURSEMENT.....	24
2.4. ANALYSIS ON CORE INDICATORS.....	27
2.5. UPDATE ON CRITICAL DEVELOPMENT AND POVERTY ISSUES.....	31
2.5.1. National Health Insurance Scheme.....	31
2.5.2. Ghana School Feeding Programme (GSFP).....	31
2.5.3. Capitation Grant.....	32
2.5.4. National Youth Employment Programme.....	32
2.5.5. Nation Builders Corps (NABCO).....	33
2.5.6. Update on Revenue for Critical Development and Poverty Issues.....	33
2.6. LOCAL ECONOMIC DEVELOPMENT & REP.....	34
2.7. SOCIAL PROTECTION.....	35
2.7.1. Child Rights Promotion and Protection.....	35
2.7.2. Gender Related Cases.....	36
2.7.3. Community Care.....	36
2.7.4. Justice Administration.....	37
2.7.5. Adolescent Child Protection Training.....	37
2.7.6. Community Re-engagement.....	37
2.1. CLIMATE CHANGE AND DISASTER RISK REDUCTION & MANAGEMENT.....	38
2.1.1. Public Education and Community Engagement.....	38
2.1.2. Disaster Related Cases.....	40
2.2. GENDER DEVELOPMENT DESK.....	40
2.3. CIVIC EDUCATION.....	40
2.4. EVALUATIONS CONDUCTED.....	41
2.5. PARTICIPATORY MONITORING AND EVALUATIONS CONDUCTED.....	43
CHAPTER THREE: THE WAY FORWARD	45
3.1. INTRODUCTION.....	45
3.2. KEY ISSUES ADDRESSED AND YET TO BE ADDRESSED.....	45
3.3. RECOMMENDATIONS.....	45
3.4. CONCLUSION.....	46

LIST OF TABLES

Table 1.1: Details of Annual Action Plan (AAP) Implemented	1
Table 1.2: Proportion of the AAP and MTDP implemented	2
Table 2.1: Status of Physical Projects.....	5
Table 2.2: Status of Programmes / Activities under Economic Development	15
Table 2.3: Status of Programmes / Activities under Social Development.....	16
Table 2.4: Status of Programmes / Activities under Environ., Infrastructure and Human Settlement	21
Table 2.5: Status of Programmes / Activities under Governance, Corruption and Accountability	23
Table 2.6: Status of Programmes / Activities under Ghana’s Role in International Affairs	24
Table 2.7: Update on Funding Sources.....	26
Table 2.8: Update on Expenditure	26
Table 2.9: Performance of Core District Indicators and Targets	27
Table 2.10: NSFP Beneficiary Schools and Enrolment.....	31
Table 2.11: Capitation Grant Releases.....	32
Table 2.12: Personnel under National Youth Employment Programme	32
Table 2.13: Personnel under NABCO	33
Table 2.14: Update on Revenue for Critical Development and Poverty Issues.....	33
Table 2.15: REP Activities Carried Out	34
Table 2.16: Case Management.....	35
Table 2.17: PWDs Monitored	36
Table 2.18: LEAP Payments.....	36
Table 2.19: NHIS Registration and Card Renewal	36
Table 2.20: Disaster Public Education and Community Engagement.....	38
Table 2.21: Disaster Related Cases.....	40
Table 2.22: Evaluations Conducted	41
Table 2.23: PM&Es Conducted	43

LIST OF FIGURES

Figure 1.1: Status of Activities / Projects in Annual Action Plan 2020	2
Figure 1.2: Performance of AAP 2020 and MTDP 2018-2021	2

LIST OF ABBREVIATIONS

AAP	Annual Action Plan
AIDS	Acquired Immune Deficiency Syndrome
APR	Annual Progress Report
BAC	Business Advisory Centre
CHPS	Community-Based Health Planning Services
CLTS	Community Led Total Sanitation
DACF	District Assembly Common Fund
DDF	District Development Facility
DPs	Development Partners
DUR	Department of Urban Roads
EHA	Environmental Health Assistant
EHSU	Environmental Health and Sanitation Unit
EPI	Expanded Programme on Vaccination
FBOs	Farmer-Based Organizations
FCUBE	Free Compulsory Universal Basic Education
GHS	Ghana Health Services
GIZ	German International Cooperation
GSGDA	Ghana Shared Growth and Development Agenda
HIV	Human Immuno Virus
HTC	HIV Testing and Counseling
ICT	Information and Communication technology
IGF	Internally Generated Fund
JHS	Junior High School
LEAP	Livelihood Empowerment Against Poverty
LI	Legislative Instrument
LLINs	Long Lasting Insecticide Nets
M&E	Monitoring and Evaluation
MPCU	Municipal Planning and Coordinating Unit
MSE	Micro and Small Enterprise
MTDP	District Medium Term Development Plans
MWD	Municipal Works Department
NADMO	National Disaster Management Organization
NCCE	National Commission for Civic Education
NCDs	Non-Communicable Diseases
NGOs	Non-Governmental Organizations
NHIS	National Health Insurance Scheme
NMTDPF	National Medium Term Development Policy Framework
ODF	Open Defecation Free
OVCs	Orphans and Vulnerable Children
PLWHA	People Living With HIV / AIDs
PM&E	Participatory Monitoring and Evaluation
PPD	Physical Planning Department
PWDs	People with Disability
REP	Rural Enterprise Programme
SHS	Senior High School
SMEs	Small and Micro Enterprises
STIs	Sexually Transmitted Infections
STME	Science Technology and Mathematics Innovative Education
TA	Traditional Authority
TLMs	Teaching and Learning Materials
YEA	Youth Employment Authority

EXECUTIVE SUMMARY

This Report is an assessment of the implementation of policies and strategies from January to December, 2020 within the context of the NMTDPF 2018-2021 (Agenda for Jobs) and Municipal Medium Term Development Plan (MTDP) 2018-2021, which seeks to improve the living standard of the citizens by facilitating effective sustained growth and opportunities for all through effective resource mobilization and management. Policy measures and strategies to achieve this overall goal are prioritized in five (5) Development Dimensions as follows:

- Economic Development
- Social Development
- Environment, Infrastructure and Human Settlement
- Governance, Corruption and Accountability
- Ghana's Role in International Affairs

The Report presents the results of the assessment of the status of indicators and targets adopted for monitoring progress of key policy and programme interventions undertaken throughout the year 2020. Furthermore, it also seeks to document key policy measures and strategies implemented during the period under review to bring about the expected changes in these indicators.

An amount of GHS7,514,690.83 has been realized from all earmarked funding sources within the year out of a budget amount of GHS10,849,611.81 including compensation. On the other hand, GHS7,254,348.67 was expended on goods, services and assets, 3 percent lower than the budgeted amount of GHS10,849,611.81. This expenditure accounted for a 3.8% per cent increase in the implementation of planned projects for the entire medium term bringing the total percent of the medium term plan and 2020 Annual Action Plan implemented to 41.5% and 80.0% respectively as at the end of the fourth quarter. These include fully and partially implemented projects.

The Report is organised in three chapters. Chapter one presents an introduction which entails the summary of achievements and challenges with the implementation of the Municipal Annual Action Plan for 2020 as well as the MTDP, purpose of the Monitoring and Evaluation (M&E) activity for the year and processes involved. The second chapter presents M&E activity reports which contains program / project register, updates on funding sources and disbursements, updates on indicators and targets as well as updates on critical development and poverty issues. Findings and recommendations on development evaluations conducted during the period under review and findings on participatory evaluation conducted are also presented in the chapter. Chapter Three focuses on key issues addressed and yet to be addressed as well as recommendations for the way forward.

CHAPTER ONE: GENERAL INTRODUCTION

1.1. BACKGROUND

The Ketu South Municipal Assembly established by LI 2155, 2012 is one of the eighteen (18) Administrative Municipal / District Assemblies in the Volta Region of Ghana. The Municipality covers approximately a total land area of 279.64km² and shares boundaries with the Republic of Togo in the east, Gulf of Guinea in the south, Keta Municipal and Akatsi South District in the west, and Ketu North Municipal in the north. Its population, according to the 2010 Population and Housing Census, stood at 202,614 made up of 53% females and 47% males at the end of the year. There are over 400 communities clustered into five (5) Zonal Councils namely Aflao Urban, Some-Wego, Some-Fugo, Aflao-Wego and Klikor in the Municipality.

The economy of the Municipality is driven by the trade and industry and agriculture sector. The main agriculture products are maize, cassava and vegetables. The inhabitants are also engaged in other commercial activities especially dominated by women. There are deficiencies in socio-economic infrastructure and these in the end frustrate local economic development. The major development challenges in the Municipality include low agricultural productivity, weak local resource mobilization for local economic development, weak capacity to control the human settlement development, inadequate infrastructure to meet equitable access to quality education and healthcare at all levels, and sanitation management.

1.1.1. Vision Statement

The Ketu South Municipal Assembly envisions being the best managed and decentralized Assembly delivering superior client oriented services.

1.1.2. Mission Statement

Our mission is to make a positive change in the Ketu South Municipality by mobilizing available fiscal, material and human resources for an efficient and effective delivery of social, economic, political and cultural services through the application of science, technology and transformational leadership.

1.2. SUMMARY OF ACHIEVEMENTS OF AAP & MTDP

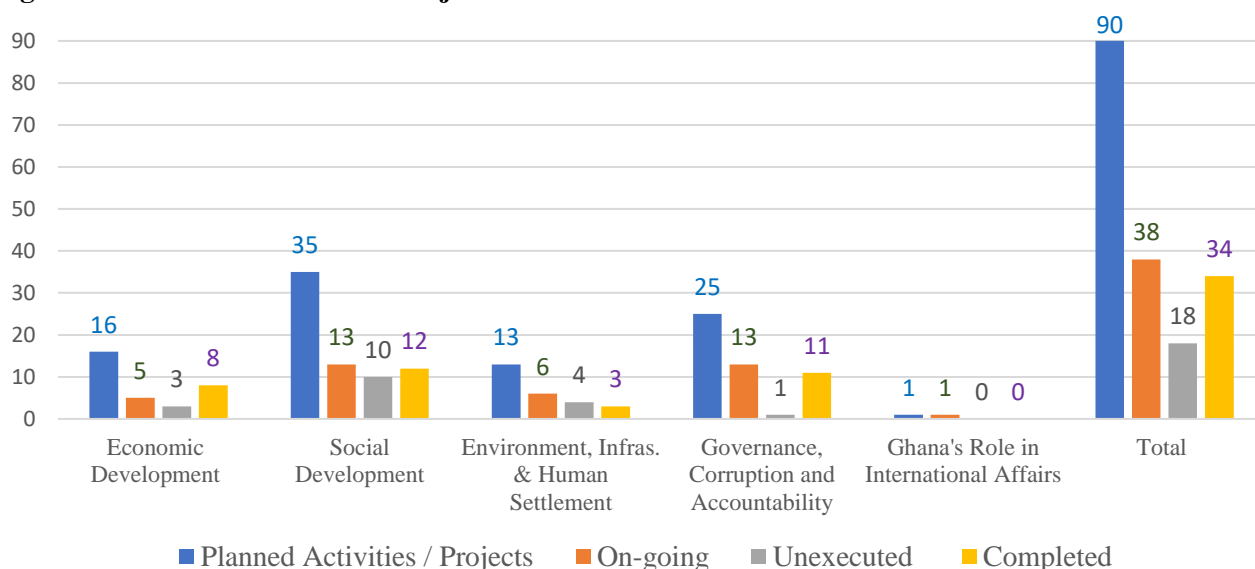
As at the end of the 2020, the level of implementation of the 2020 Annual Action Plan (AAP) saw a marginal increase of 3.8% to 80.0% as compared the 2019. The overall performance of the entire 2018-2021 MTDP recorded 41.5% as of the end of December 2020. Performance of the MTDP and AAP based on the Development Dimensions of the Agenda for Jobs is shown in Table 1.1 as follows;

Table 1.1: Details of Annual Action Plan (AAP) Implemented

No.	Development Dimension	2018		2019		2020			2021		
		Plan	Exec	Plan	Exec	Plan	Executed		Unexecuted	Plan	Exec
							Completed	On-going			
1.	Economic Development	31	14	18	17	16	8	5	3	15	NA
2.	Social Development	24	20	30	29	35	12	13	10	33	NA
3.	Environment, Infrastructure and Human Settlements	13	8	11	10	13	3	6	4	11	NA
4.	Governance, Corruption and Public Accountability	29	16	21	19	25	11	13	1	24	NA
5.	Ghana's Role in International Affairs	2	0	1	1	1	0	1	0	0	NA
	Total	99	58	81	76	90	34	38	18	83	NA

Source: MPCU Construct, January 2021.

Figure 1.1: Status of Activities / Projects in Annual Action Plan 2020



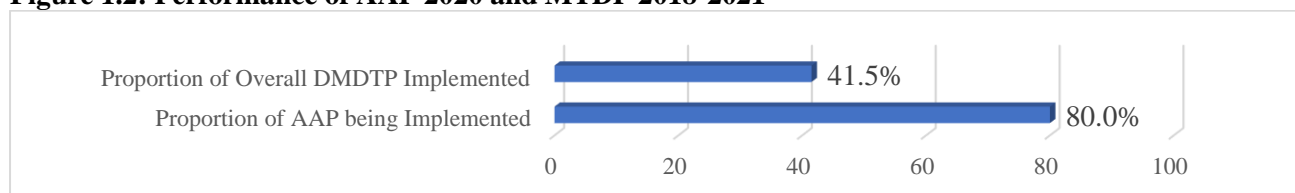
Considering Table 1.1 and Figure 1.1, it is clear that some major strides and attempts were made to implement the AAP. Out of the 90 projects / activities outlined in the AAP, 80% of them have been fully or partially implemented which is an improvement over the previous year's figure of 66.7% with a total of 81 projects. Also, Table 1.2 and Figure 1.2 below depict the performance, in percentages, during the 2020 implementation year and the overall medium-term planned period (2018-2021).

Table 1.2: Proportion of the AAP and MTDP implemented

No.	Indicators	Baseline 2017	Target 2018	Actual 2018	Target 2019	Actual 2019	Target 2020	Actual 2020	Target 2021	Actual 2021
1.	Proportion of the AAP implemented	65.0% ¹	75.0%	60.6%	75.0%	93.8%	85.0%	80.0%	85%	NA
a	Percentage completed	46.0% ²	10.0%	42.4%	10.0%	7.8%	10.0%	37.8%	50%	NA
b	Percentage of on-going interventions	31.0%	65.0%	16.2%	65.0%	62.2%	65.0%	42.2%	35%	NA
c	Percentage of interventions yet to start	23.0%	25.0%	39.4%	25.0%	30.0%	25.0%	20.0%	15%	NA
d	Percentage of interventions abandoned	0.0%	0.0%	0.0%	0.0%	0.0%	0.0%	0.0%	0%	NA
2.	Proportion of the overall MTDP implemented	77.0% ³	-%	28.6%	-%	31.0%	40.0%	41.5%	65%	NA

Source: MPCU Construct, October 2020

Figure 1.2: Performance of AAP 2020 and MTDP 2018-2021



1.3. PURPOSE OF THE MONITORING AND EVALUATION

In line with the Assembly's MTDP 2018-2021, an AAP was prepared for 2020 to advance the implementation of development projects and programmes within the Municipality. This report throws more light on the outcome of implementation of the 2020 AAP so far, and progress of work on other development initiatives / interventions in the Ketu South Municipality. The objective of the Monitoring

¹ Total activities planned = 138

² Of MTDP

³ Total activities planned = 213

and Evaluation (M&E) is to ensure continuous and periodic assessment of the implementation of the planned activities in the 2020 Action Plan as well as evaluate performance of the Plan. As a result, this exercise aims at ensuring compliance with the Municipal Medium-Term Development Plan. The following specific objectives guided the monitoring process:

- i. To assess the performance and progress of work on the implementation of the Municipal 2020 AAP and the MTDP 2018-2021.
- ii. To determine the implementation status of the 2020 AAP by Departments of the Municipal Assembly and Agencies in the Municipality.
- iii. To provide basic and local level information needed for the preparation of the National Annual Progress Report and stakeholders to make informed decisions.

1.4. DIFFICULTIES IN THE IMPLEMENTATION OF THE PLAN

The following difficulties were uncounted during the implementation of the Plan:

1. Outbreak of the Covid-19 pandemic that affected revenue mobilisation and expenditure hence plan implementation.
2. Inadequate funds released by Central Government to fully implement the Plan. This challenge hindered the smooth implementation of the Plan to a large extent.
3. Outstanding payments of completed projects from previous years compete with funds that are released. This situation prevented the Assembly from carrying out most of the planned projects and activities during the year under review.
4. Late submission of reports by the various departments to the MPCU Secretariat almost stalled the preparation of the Report.
5. Lack of a vehicle or means of mobility for monitoring activities by MPCU and community work by Departments hinders implementation activities.

1.5. SUMMARY OF PROCESSES USED IN CONDUCTING THE M&E

The Municipal Planning Coordinating Unit (MPCU) relied heavily on data collated from the Departments and Agencies on the implementation of programmes and projects in compiling this report. Follow-ups were also made to validate information received, when necessary.

In addition, data was collected on key social intervention programmes such as Ghana School Feeding Programme, Livelihood Empowerment Against Poverty, Planting (LEAP) for Food and Jobs, Nation Builders Corps etc. The following processes were used;

- Relevant indicators for the year were selected by the Monitoring Team
- Targets from the M&E Plan were populated into tables
- Decentralized / Non-decentralized Departments and Agencies were visited to gather data through interviews and collation of reports
- Analysis of data collected to measure the level of achievements of the various targets.

1.6. CHALLENGES ENCOUNTERED

The following challenges were encountered during the implementation of the 2020 Annual Action Plan:

- Delay in implementation of some activities due to the COVID-19 pandemic
- Delays in releases of funds by Central Government to execute developmental projects within the stipulated time period in the Municipality.
- Excessive deduction from District Assembly Common Fund without prior knowledge by the Assembly
- Staff attrition, leading to reporting gaps and weak institutional memories.

CHAPTER TWO: MONITORING AND EVALUATION ACTIVITIES

2.1. INTRODUCTION

This section looks at the progress made in the implementation of planned projects in the Municipality in 2020. It provides summary of the status of the projects in the year, performance of selected indicators, critical development and poverty programmes and projects and details of progress achieved by Departments of the Assembly.



2.2. PROGRAMMES AND PROJECTS STATUS OF THE YEAR


Activities in the AAP are categorised under two main headings as physical projects and programmes. The first section (status of physical projects) gives details of physical projects that are ongoing or completed within the period of reporting. On the other hand, the status of programmes is the performance of all activities in the 2020 AAP within the period.


2.2.1. Status of Physical Projects

These are tangible projects being implemented in the Municipality with funding from District Assemblies Common Fund (DACF), Member of Parliament Share of DACF, Ghana Education Trust Fund (GETFund), District Development Facility (DDF) and Development Partners. Table 2.1 shows detailed information on the implementation status of the projects.

Table 2.1: Status of Physical Projects

S/N	Project Description	Sector	Location	Contractor / Consultant	Contract Sum	Funding Source	Date Awarded	Date Started	Expected End Date	Expenditure to Date	Outstanding Balance	Impl. Status (%)	Remarks	Project Picture
Development Dimension: Economic Development														
1.	Construction of 2-Storey 28-Unit Stores at Aflao lorry Park.	Economic	Aflao	Mamalxi Co. Ltd.	312,715.34	DACF	24/09/09	30/04/09	24/09/10	183,368.73	-	92	Finishing level	
2.	Completion of Guest House.	Economic	Hedzranawo	Crown of Victory Co. Ltd.	185,112.70	DACF	01/12/09	08/12/09	13/4/10	173,372.24	-	98	Finishing stage. Supply of furniture outstanding	
3.	Construction of Market Stores.	Economic	Denu	Wise Const. and Dev. Ltd.	260,139.48	GOG	-	-	09/03/13	39,020.91	-	35	Abandoned. First Floor Slab	
4.	Pavement of 1,420-meter square Aflao Market (Phase 1).	Economic	Aflao	Ocean Rocks Drilling and Const. Ltd.	155,000.00	DACF RFG	13/08/19		13/11/19	139,500.00	-	100	Completed	
5.	Construction of 1No. 10-Unit Lockable Market Stores with ancillary facilities (2-unit toilets, 2-unit urinals and 1-unit water storage tank) at Aflao Market	Economic	Aflao	Yandeg Co. Ltd.	600,021.50	DACF-RFG	16/4/20		16/8/20	411,661.80		100	Completed	
6.	Construction of 1No. Maximum-Sized (10x20m) Market Shed.	Economic	Denu	Vorison Link Ventures	133,477.15	DACF RFG	26/06/19	26/09/19	26/09/2019	122,233.00	-	100	Completed	
7.	Construction of warehouse and ancillary facilities at Aflao market	Economic	Aflao	Malike Vision Ventures	135,093.00	MPCF				40,583.70		100	Completed	
Development Dimension: Social Development														



S/N	Project Description	Sector	Location	Contractor / Consultant	Contract Sum	Funding Source	Date Awarded	Date Started	Expected End Date	Expenditure to Date	Outstanding Balance	Impl. Status (%)	Remarks	Project Picture
8.	Construction of CHPS Compound.	Health	Wudoaba	Kanaayorchi Const. Business	86,130.00	GOG / MPCF	30/12/11	07/01/12	30/04/12	12,919.50	-	92	Roofing level	
9.	Construction of CHPS Compound.	Health	Nogokpo	Zenique Co. Ltd.	85,878.20	GOG	30/12/11	07/01/12	30/04/12	12,221.54	-	65	Roofing Level	
10.	Construction of CHPS Compound.	Health	Task-corner	Wilmac-Kee Ventures	85,385.00	GOG	30/12/11	08/01/12	30/04/12	11,972.19	-	10	Foundation level; abandoned	
11.	Construction of CHPS Compound.	Health	Dodorkope	Wallace Ent.	85,662.00	GOG	30/12/11	11/01/12	30/04/12	12,849.00	-	10	Foundation Level	
12.	Construct CHPS compound and nurses quarters.	Health	Akame	Christian Coffie Construction & Ent.	281,383.41	DACF	9/4/20	9/4/20	9/9/20	70,000.00		80	Gable level	
13.	Renovation of Municipal Hospital holding room for COVID-19 isolations	Health	Aflao		15,000.00	DACF-RFG	June 2020					100	Completed	
14.	Drilling and mechanisation of 2No. Borehole	Health	Kologa & Aflao Markets	Municipal Works Department	38,000.00	DACF-RFG	June 2020					100	Completed	
15.	Extension of water to markets & lorry parks in the Municipality	Health	Aflao main, Aflao border, Denu main, Agbozume, Woduaba, Kologa markets and Aflao, Denu, Agbozume lorry parks	Municipal Works Department	50,000.00	DACF-RFG	June 2020					100	Completed	

S/N	Project Description	Sector	Location	Contractor / Consultant	Contract Sum	Funding Source	Date Awarded	Date Started	Expected End Date	Expenditure to Date	Outstanding Balance	Impl. Status (%)	Remarks	Project Picture
16.	Procurement and installation of 9No. water storage tanks (1,500litres) with platforms at markets & lorry parks in the Municipality	Health	Aflao main, Aflao border, Denu main, Agbozume, Woduaba, Kologa markets and Aflao, Denu, Agbozume lorry parks	Municipal Works Department	20,783.12	DACF-RFG	June 2020					100	Completed	
17.	Supply of 200No. water containers and allied hand washing facilities (Veronica buckets, stand, soap, sanitizer, basin and tissue) to markets, lorry parks and public places in the Municipality	Health	Aflao main, Aflao border, Denu main, Agbozume, Woduaba, Kologa markets and Aflao, Denu, Agbozume lorry parks	Municipal Works Department	42,497.50	DACF-RFG	June 2020					100	Completed	
18.	Construction of Assembly / Dinning Hall Complex with Kitchen.	Education	Three Town SHS, Denu	Sambix Ltd.	746,719.27	GETFund	21/04/11	-	23/06/12	-	-	85	Ongoing; roofing level	
19.	Construction of 2-Storey Admin. Block at Three Town SHS.	Education	Denu	Westfalia Ghana Ltd.	1,119,326.28	GETFund	21/04/11	-	23/06/12	-	-	48	Ongoing; substructure level	
20.	Construction of 12-Unit Classroom Block.	Education	Avoeme	Jeapako Gh. Ltd	249,762.15	GETFund	18/06/10	-	-	-	-	65	Ongoing; ground floor (6-units) completed and in use	
21.	Construction of 2-Storey Boys Dormitory at Three Town SHS	Education	Denu	Cannanland Ltd.	-	GETFund	-	-	-	-	-	45	Ongoing; substructure level	
22.	Construction of 1No. CHPs compound (bedroom semi)	Health	Glidzi	Andillut Co. Ltd.	180,000.00	DACF	15/01/15	-	14/07/15	112,993.01	-	85	Ongoing; roofing works done, finishing level.	




S/N	Project Description	Sector	Location	Contractor / Consultant	Contract Sum	Funding Source	Date Awarded	Date Started	Expected End Date	Expenditure to Date	Outstanding Balance	Impl. Status (%)	Remarks	Project Picture
23.	Construction of 1No. CHPs Compound (bedroom semi)	Health	Atoklokope	Malike Vision Ventures	177,320.33	DACF	15/01/15	29/01/15	14/7/15	136,000.00e	-	95	Finishing level	
24.	Construction and Rehabilitation of CHPS Compound.	Health	Agbozume	Obifod Co. Ltd.	94,333.58	DDF	23/09/14	30/09/14	23/01/15	70,980.15	-	98	Finishing level	
25.	Construction of 6-Unit Teachers Quarters with ancillary facilities.	Education	Blekusu RC Primary School	Safeway Estates Ltd.	250,081.80	GETFund	23/01/15	31/01/15	23/08/15	-	-	100	Completed	
26.	Construction of 6-Unit Teachers Quarters with ancillary facilities.	Education	Srohume Primary School	Wise Const. and Dev't. Ltd.	249,981.80	GETFund	23/01/15	31/01/15	23/08/15	-	-	60	Ongoing; works at window / lintel level.	
27.	Construction of Early Childhood Block.	Education	Akporkloe	Kanayorchi Const. Business	158,016.60	DACF	24/03/16	30/03/16	24/09/16	42,415.37	-	75	Ongoing; works at gable level.	
28.	Construction of 1No 6-Unit Classroom Block	Education	Nogokpo	Ficann Const. and Engineering Ltd. / Turning brothers Ltd.	314,477.16	GETFund	-	-	-	-	-	100	Completed and in use	
29.	Construction 1No 6-Unit Classroom Block.	Education	Akporkloe	Let your Light shine Ent.	339,245.18	MOE	24/06/16	04/07/16	24/12/16	-	-	90	Finishing level	
30.	Construction of 2-Unit Early Childhood Classroom Block with ancillary facilities.	Education	Lotakor	Yandeg Co. Ltd.	245,384.00	DACF	29/05/18	08/06/18	29/09/18	163,774.40	-	100	Completed	
31.	Construction of 3-Unit Classroom Block with ancillary facilities.	Education	Glitame	Christian Coffie Construction & Ent.	248,905.00	DACF	29/05/18	08/06/18	29/09/18	209,295.00	-	100	Completed and commissioned	
32.	Construction of 3-Unit Classroom Block with ancillary facilities.	Education	Aveyiborme	Philmabort Co. Ltd.	245,384.00	DACF	29/05/18	08/06/18	29/09/18	90,000.00	-	100	Completed	


S/N	Project Description	Sector	Location	Contractor / Consultant	Contract Sum	Funding Source	Date Awarded	Date Started	Expected End Date	Expenditure to Date	Outstanding Balance	Impl. Status (%)	Remarks	Project Picture
33.	Construction of 1No. 3-Unit Classroom Block with ancillary facilities.	Education	Agavedzi	Pet-Gams Ent.	256,588.18	DDF	26/06/19	26/06/19	26/10/19	256,532.00	-	100	Completed and commissioned	
34.	Construction of 1No. 2-Unit Early Childhood Classroom Block with ancillary facilities.	Education	Duta Aflao	Kanayorchi Const. Business	194,222.40	MP DACF / DDF	26/06/19	26/06/19	26/10/19	-	-	90	Finishing	
35.	Construction of 1No. 10-Seater WC Toilet.	Sanitation	Wudoaba	Eugenmy Ent.	156,249.00	IGF	26/06/19	26/06/19	26/10/19	85,116.90	-	100	Completed	
36.	Construction of 2No. 6-seater Vault Chamber Toilet	Sanitation	Atsavanyo, Akaglakope	Kanayorchi Const. Business	40,634.00	MPCF		June 2020	June 2020	40,634.00	-	100	Completed	
37.	Construction of 1No. 3-unit Classroom Block with ancillary facilities	Education	Tublukope	Albanzagu Co. Ltd.	622,303.78	IPEP						85	Roofing stage	
38.	Construction of 1No. 3-unit Classroom Block with ancillary facilities at Adafienu RC	Education	Adafienu	Skoda Ltd.	622,303.78	IPEP						20	Foundation level	
39.	Construction of 1No. 3-unit Classroom Block with ancillary facilities	Education	Atsiaklobor	Adorable Investments	622,303.78	IPEP						85	Roofing stage	
40.	Construction of 1No. 6-unit Classroom Block with ancillary facilities at Viepe RC Basic	Education	Viepe	Terest Co. Ltd.	913,927.04	IPEP						85	Roofing stage	

S/N	Project Description	Sector	Location	Contractor / Consultant	Contract Sum	Funding Source	Date Awarded	Date Started	Expected End Date	Expenditure to Date	Outstanding Balance	Impl. Status (%)	Remarks	Project Picture
41.	Construction of 1No. 2-unit KG Classroom Block at Agavedzi Basic School.	Education	Agavedzi	Brainy Co. Ltd.	490,493.90	IPEP						20	Foundation level	
42.	Construction of 3-unit Classroom Block at Some Senior High School	Education	Agbozume			IPEP						100	Completed	
43.	Construction of 3-unit CR at St. Paul's SHS	Education	Hatsukofe			IPEP						100	Completed and Commissioned	
44.	Construction of 1No. Bore hole	Water	Agbozume	-	-	IPEP	2018	-	-	-	-	45	Ongoing	
45.	Construction of 1No. Borehole	Water	Zuime	-	-	IPEP	2018	-	-	-	-	45	Ongoing	
46.	Construction of 1No. Borehole	Water	Lotakor	-	-	IPEP	2018	-	-	-	-	45	Ongoing	
47.	Construction of 1No. Institutional toilet at Aflaoga basic school	Sanitation	Aflaoga	-	-	IPEP	2018	-	-	-	-	80	Ongoing	
48.	Construction of 1No. Institutional toilet Anglican Basic School	Sanitation	Agbozume	-	-	IPEP	2018	-	-	-	-	80	Ongoing	
49.	Construction of 1No. Institutional toilet at Klikor SHTS	Sanitation	Klikor	-	-	IPEP	2018	-	-	-	-	80	Ongoing	
50.	Supply of 360No. dual desks and 21No. Teachers' tables and chairs to Adafienu RC Basic	Education	Adafienu	Pet-Gams Co. Ltd.	194,130.00	IPEP	2020							
51.	Construction of 1No. CHPS compound	Health	Amutinu	Unimensil Co. Ltd.	784,251.82	IPEP	2020							
52.	Construction of 1No. Nurses quarters	Health	Kologa	-	200,000.00	IPEP	2019	-	-	-	-	95	Finishing	

S/N	Project Description	Sector	Location	Contractor / Consultant	Contract Sum	Funding Source	Date Awarded	Date Started	Expected End Date	Expenditure to Date	Outstanding Balance	Impl. Status (%)	Remarks	Project Picture
53.	Construction of 1No. CHIPs compound	Health	Kologu	-	200,000.00	IPEP	2019	-	-	-	-	95	Finishing	
54.	Construction of 1No. Police Post at Aflao border		Aflao border	Vorison Link Ventures	100,000.00	IPEP	2019	-	2019	-	-	100	Completed	
55.	Construction of community SHS E-Block Complex		Aflao-Agblekpui	-	-	GETFund	2015	2015	-	-	-	70	Ongoing	
56.	Construction of Girls Dormitory at Three Town SHS.	Education	Denu	-	-	GETFund	-	-	-	-	-	100	Facility completed and in use.	
57.	Construction of 6-Unit Classroom Block.	Education	Wudoaba	Westfalia Ghana Ltd	164,722.75	GETFund	-	-	-	110,383.55	-	100	Completed	
58.	Const. of 6-Unit Classroom Block.	Education	Adotekope	AG Bella Trading Ent.	-	GETFund	-	-	-	-	-	100	Completed	
59.	Construction of 1No. 6-Unit Classroom Block with ancillary facilities.	Education	Srohume Primary School	Wise Construction and Development Limited	262,946.20	DDF	23/01/15	31/01/15	23/08/15	-	-	100	Completed	
60.	Construction of Early Childhood Block.	Education	Agblekpui	Malike Vision Ventures	157,950.45	DACF	24/03/16	30/03/16	24/09/16	42,292.43	-	100	Completed	
61.	Construction of 1No 6-Unit Classroom Block.	Education	Dogbekope	Kanayor-chie Const.&Business	338,445.08	MOE	24/06/16	04/07/16	24/12/16	-	-	100	Completed and in use	
62.	Construction of 1No. 2-Unit of Kindergarten Classroom Block with office.	Education	Atsiakorbor	Malike Vision Ventures	109,039.00	GETFund	22/11/16	30/11/16	33/03/17	16,335.90	-	100	Facility completed and in use.	

S/N	Project Description	Sector	Location	Contractor / Consultant	Contract Sum	Funding Source	Date Awarded	Date Started	Expected End Date	Expenditure to Date	Outstanding Balance	Impl. Status (%)	Remarks	Project Picture
63.	Procurement of 300 No. Dual Desks and 200 No. Mono Desks for Schools.	Education	Municipal Wide	Kwaneth Company Limited	188,000.00	DACF RFG	3/09/19		3/10/19	187,983.08	-	100	Procured	
Development Dimension: Environment, Infrastructure and Human Settlement														
64.	Water Supply Project.	Water	Dodorkope	Kanayorchi Ent.	140,036.73	GOG	05/11/12	13/11/12	11/02/13	21,006.00	-	65	Facility partially in use though not completed.	
65.	Expansion of Water Supply Project to Tokor and its environs.	Water	Tokor	Wise Cont. & Dev. Ltd	292,066.72	GOG	05/11/12	14/11/12	06/5/13	118,366.00	-	90	Standstill	
66.	Consultancy Services for Construction, Supervision and Post Construction of 5No. Water Supply Projects.	Water	Blemazado, Tokor, Satsimadza, Klikor, Dodorkope	Siksons Consult	194,780.25	GOG	-	-	-	73,305.00	-	85	Ongoing;	
67.	Water Supply Expansion Project.	Water	Klikor	Jonakot Const. Ltd.	480,917.22	GOG	05/11/12	12/11/12	6/5/13	147,800.00	-	100	Facility commissioned and in use	
68.	Water Supply Project	Water	Satsimadza	Wallace Ent.	138,250.09	GOG	5/11/12	11/11/12	11/02/13	50,925.00	-	100	Facility completed and in use.	
69.	Small Town Water Supply Project.	Water	Blemazado	Let Your Light Shine Ent.	110,165.18	GOG	5/11/12	14/11/12	04/02/13	16,505.00	-	100	Completed and in use	
70.	Drilling and mechanization of deep well borehole	Water	Kubakope	Ocean Rock	242,148.50	IGF	2019	2019				5	Ongoing; Soil test and other investigation done.	
Development Dimension: Governance, Corruption and Public Accountability														
71.	Construction of 6-Unit 1-Bedroom Semi-detached Flat Barracks.	Governance	Tokor	Selsgisbarnes Co. Ltd.	200,581.19	GOG	-	-	17/12/12	30,088.17	-	10	Substructure level	
72.	Renovation / Extension of MWST Office Building.	Governance	Tokor	Obifod Co. Ltd.	98,993.48	DACF	17/06/13	28/06/13	16/09/13	56,000.00	-	98	Finishing stage	

S/N	Project Description	Sector	Location	Contractor / Consultant	Contract Sum	Funding Source	Date Awarded	Date Started	Expected End Date	Expenditure to Date	Outstanding Balance	Impl. Status (%)	Remarks	Project Picture
73.	Erection and Installation of Giant Public Automated Digital Signages	Governance	Aflao and Denu	Zarra Technology Ghana Ltd.	92,000.50	DACF	29/05/18	08/06/18	29/09/18	48,637.98	-	100	Completed	
74.	Laying of Pavement Blocks at the Ketu South Municipal Assembly Office Compound.	Governance	Tokor	Sab-dav Co. Ltd.	287,873.00	DACF	29/05/18	09/06/18	29/09/18	-	-	30	Work ongoing	
75.	Renovation of the (MCE) Residency Phase II	Governance	Tokor	Wonder-son Co. Ltd.	158,695.00	DACF	29/05/18	09/06/18	29/09/18	113,000.00	-	99	A few finishing works outstanding.	
76.	Renovation of Denu Public Library.	Education	Denu	Agbenyawo Ventures	52,570.80	DACF	23/01/18	10/01/18	23/04/18	20,000.00	-	98	Near completion	
77.	Construction of 1No. Police Station.	Security	Aflao	Wilmac-Kee Ventures Ltd.	490,000.00	MP DACF / DDF	26/06/19	26/06/19	26/10/19	73,500.00	-	85	Finishing level	
78.	Construction of District Court House.	Governance	Viepe-Tokor	Vorison Link Ventures	454,791.75	DACF RFG	13/08/19	13/08/19	13/02/20	395,515.70	-	100	Completed but not handed over	
79.	Renovation of District Court judge bungalow	Governance	Agbozume	Pet-Gams Ent.	30,000.00	DACF						100	Completed	
80.	Renovation of Circuit Court at Aflao (judge bungalow)	Governance	Aflao	Vorison Link Ventures	70,000.00	DACF				59,210.10		100	Completed	
81.	Construction of 1No. Municipal Fire Service Station.	Security	Tokor	Nyasmond Co. Ltd.	322,000.00	DACF RFG	09/08/18	19/08/18	09/01/19	357,800.00	-	100	Completed and in use	

S/N	Project Description	Sector	Location	Contractor / Consultant	Contract Sum	Funding Source	Date Awarded	Date Started	Expected End Date	Expenditure to Date	Outstanding Balance	Impl. Status (%)	Remarks	Project Picture
82.	Construction of Police Divisional Command Office Ph. I (Ground floor).	Security	Tokor	Diamond-step Ghana Ltd.	342,505.00	DACF RFG	09/08/18	19/08/18	09/01/19	153,000.00	-	100	Completed and in use	
C92 83.	Rehabilitation of semi-detached bungalow	Governance	Hedranawo	Leadway Builders Co. Ltd.	179,007.43	DACF	09/10/20			160,780.00		100	Completed and in use	
C89 C99 84.	Completion of feeder roads residential bungalow	Governance	Tokor	Agbenyawo ventures	187,339.50	DACF			19/10/20	100,000.00		100	Completed and in use	

Source: MPCU Construct, January 2021

2.2.2. Status of Programmes / 2020 AAP

The projects / activities carried out under the programmes of the Agenda for Jobs by departments and agencies in the Municipality during the year under review are as follows:

2.2.2.1. Economic Development

The Municipal Assembly planned to implement quite a number of activities / projects under this development dimension which has various focus areas or sub-programmes such as Building Strong and Resilient Economy, Agriculture Development, Industrial Development, and Tourism Development. Table 2.2 shows the level of implementation of the various planned activities / projects under this programme in 2020. SDG targets being addressed by these include 1.1, 1.4, 1.5, 2.3, 2.4, 8.2a, 8.9, 8.10, 9.2, 9.3, 9.4, 9.b, 9.c., 14.4, 16.5, 16.6, 17.1 and 17.1.

Table 2.2: Status of Programmes / Activities under Economic Development

No	Programme / Project / Activity	Location	Annual Budget	Amount Spent	Implemen. Agencies	Funding Source	Status (%)	No. of Beneficiaries						Remark
								Target			Actual			
								Total	M	F	Total	M	F	
1.	Organise training workshops for revenue collectors.	Viepe-Tokor	3,000.00	-	MFD, HR Dept., OHLGS, PPD, GIZ	GIZ	100	60	35	25	67	43	24	Participants trained in 2-day and 1 day workshop on IGF and DLRev software
2.	Install / maintain 400 streetlights.	Municipal wide	225,000.00	44,500.00	Central Admin, DACF Admin.	DACF	100	NA	NA	NA	NA	NA	NA	610 streetlights procured and installed.
3.	Completion of Pavement of 1,420m ² Aflao Market (Ph. 1)	Aflao	155,000.00	139,500.00	Central Admin	DACF RFG	100	NA	NA	NA	NA	NA	NA	Project completed.
4.	Pavement of Aflao Market (Ph. 2)	Aflao	200,000.00	-	Central Admin	MWD	0	NA	NA	NA	NA	NA	NA	Project not yet implemented
5.	Completion of 2 storey 28-unit stores	Aflao	145,249.00	183,368.73	Central Admin	DACF	90	NA	NA	NA	NA	NA	NA	Project at finishing level
6.	Construction of 1No. 10-unit Lockable market stores	Aflao Market	600,000.00	411,661.80	Central Admin	DACF-RFG	100	NA	NA	NA	NA	NA	NA	Project completed
7.	Construction of warehouse at Aflao market	Aflao	150,000.00	40,583.70	Central Admin	MPCF	100	NA	NA	NA	NA	NA	NA	Project completed
8.	Support rural enterprise development initiatives.	Municipal wide	10,000.00	1,530.00	Central Admin., BAC, NBSSI, REP	DACF / IGF	100	300	120	180	262	167	95	Completed; payment for office & residential accommodation and utility (light) bills for office
9.	Construct / upgrade access roads to potential tourist sites.	Municipal wide	Uncertain	-	DFR / DUR / GHA, Central Admin., GTA	-	0	NA	NA	NA	NA	NA	NA	Project not yet implemented
10.	Facilitate and support construction / installation of dams and small irrigation systems in farming communities.	Municipal wide	Uncertain	-	Central Admin., MADU, MOFA	-	0	NA	NA	NA	NA	NA	NA	Project not yet implemented

No	Programme / Project / Activity	Location	Annual Budget	Amount Spent	Implemen. Agencies	Funding Source	Status (%)	No. of Beneficiaries						Remark
								Target			Actual			
								Total	M	F	Total	M	F	
11.	Continue the implementation of planting for food and jobs initiative.	Municipal wide	-	-	MCE, MADU, MOFA	GoG	100	-	-	-	1,648	1,354	294	On going; 9,200 bags fertilizers (5,100 NPK & 4,100 Urea) distributed to 1,648 farmers
12.	Facilitate and encourage private investment into aquaculture in the municipality.	Municipal wide	-	-	MCE, MOFA, MOTI, VRCC	GoG	20	-	-	-	-	-	-	In progress; No private investment into aquaculture yet. Monitoring and data collection on daily catch in 5 functional fishing villages done
13.	Support National Farmers' Day celebration.	Tokor	-	-	Central Admin., MOFA, VRCC, MAD	-	100	NA	NA	NA	NA	NA	NA	Project completed
14.	Train women groups on leadership for oil and gas governance.	Tokor	-	-	Friends of Nations, OXFAM, KSMA	-	50	NA	NA	NA	NA	NA	NA	Women groups trained in 2 communities
15.	Build capacity of Assembly members and key community leaders on oil and gas governance and opportunities.	Tokor	-	-	Friends of Nations, GIZ, OXFAM, KSMA	-	10	NA	NA	NA	NA	NA	NA	Capacity building done for Assembly members by MLGRD
16.	Stakeholder engagement on the opportunities and challenges of oil and gas exploration in the Volta Region.	Municipal wide	-	-	Friends of Nations, GIZ, OXFAM, KSMA	-	25	NA	NA	NA	NA	NA	NA	Consultation done for 8 out of 12 fish landing sites

Source: MPCU Construct, October 2020

2.2.2.2. Social Development

The Assembly planned to implement some activities / projects under this development dimension which has various focus areas or sub-programmes such as Education and Training, Health and Services, Gender Development, Family and Child Welfare, and Employment and Decent Work. Table 2.3 shows the level of implementation of the various planned activities / projects under this programme in 2020. SDG targets being addressed by these include 1.2, 1.3, 3.1, 3.2, 3.3, 3.7, 3.8, 4.1, 4.1, 4.2, 4.5, 4.a, 5.1, 5.2, 5.3, 8.6, 8.3, 8.6, 9.1, 10.2, 6.1, 16.2, 16.3, 16.6 and 16.7.

Table 2.3: Status of Programmes / Activities under Social Development

No	Programme / Project / Activity	Location	Annual Budget	Amount Spent	Implemen. Agencies	Funding Source	Status (%)	No. of Beneficiaries						Remark
								Target			Actual			
								Total	M	F	Total	M	F	
17.	Support STME Clinics / Girl Child Education Activities.	Municipal wide	16,500.00	-	Central Admin. , MEPT, GES	DACF	40	NA	NA	NA	NA	NA	NA	On going

No	Programme / Project / Activity	Location	Annual Budget	Amount Spent	Implemen. Agencies	Funding Source	Status (%)	No. of Beneficiaries						Remark
								Target			Actual			
								Total	M	F	Total	M	F	
18.	Support MEPT / GES Programmes.	Municipal wide	20,000.00	-	Central Admin., MEPT, GES	DACF / GOG / DPs	100	NA	NA	NA	NA	NA	NA	Support towards transportation for monitoring offered by KSMA.
19.	Construct / completion of 7No. classroom blocks with ancillary facilities.	Lotakor, Adina, Agbozume, Sonuto Zion, Duta, Glitame, Aveyiborme Vume, Agavedzi	1,200,000.00	-	Central Admin., GES	DACF / DDF / GETFund	60	NA	NA	NA	NA	NA	NA	Ongoing; Lotakor, Duta, Adina and Agavedzi projects implemented so far.
20.	Construct 2No. KG blocks.	Lotakor, Srohome Basic	240,000.00	140,000.00	Central Admin., GES	DACF	70	NA	NA	NA	NA	NA	NA	On-going; Lotakor early childhood block implemented
21.	Supply of 300 dual and 200 mono desks	Municipal wide	200,000.00	187,983.08	Central Admin., GES	DACF RFG	100	NA	NA	NA	NA	NA	NA	Completed
22.	Renovation of Aflao-Gbedekope Main Zongo Islamic School	Aflao-Gbedekope	220,000.00		Office of the MP	MPCF	0	NA	NA	NA	NA	NA	NA	Project not yet implemented
23.	Construction of 1-unit KG Block	Duta	194,222.40		Central Admin, Office of the MP, GETFund Allocation, MPCF	MPCF	90	NA	NA	NA	NA	NA	NA	Ongoing
24.	Donations and financial support for students and Distribution of 1,000 footwear to Kindergartens	Municipal wide	40,000.00		Central Admin, Office of the MP, Fifi Fiavi Kwetey F'dation	MPCF	65	NA	NA	NA	NA	NA	NA	Ongoing
25.	Construct CHPS compounds.	Afomykofe, Hatsukofe, Hedzranawo, Amutinu, Milebakofe, Tagboto, Awleshiaboryi / Kpedzakofe, Akame, Atorkloko, Wudoaba, Logove	1,950,000.00	136,000.00	Central Admin., MHMT, GHS	DACF RFG / DACF. DPs	45	NA	NA	NA	NA	NA	NA	Ongoing; Atorkloko and Akame implemented
26.	Construction of Medical Laboratory with ancillary facilities at Health Centre	Agavedzi	250,000.00	-	Central Admin. MWD, DACF-RFG	DACF RFG	2	NA	NA	NA	NA	NA	NA	Feasibility studies undertaken

No	Programme / Project / Activity	Location	Annual Budget	Amount Spent	Implemen. Agencies	Funding Source	Status (%)	No. of Beneficiaries						Remark
								Target			Actual			
								Total	M	F	Total	M	F	
27.	Construct 1No. maternity ward at Municipal Hospital.	Aflao.	500,000.00	-	Central Admin., GHS, MHMT	-	0	NA	NA	NA	NA	NA	NA	Project not yet implemented
28.	Upgrade CHPS compound to Health Centre.	Kpoglu	500,000.00	-	Central Admin., GHS, MHMT	-	2	NA	NA	NA	NA	NA	NA	Feasibility studies undertaken
29.	Support National Immunization Programme.	Municipal wide	5,000.00	-	Central Admin., GHS, MHMT	DACF, IGF	100							Ongoing; Mobility (vehicles) support given.
30.	Malaria Prevention in the Municipality.	Municipal wide	17,997.68	-	Central Admin., GHS, MHMT	DACF, IGF	10							Ongoing; Information not readily available at MHMT / GHS.
31.	Support Municipal Health Directorate.	Municipal wide	20,000.00	-	Central Admin., GHS, MHMT	IGF	100							Support to renovation of covid-19 holding and treatment room, lodging and feeding of patients provided
32.	District Response Initiative (DRI) on HIV and AIDS.	Municipal wide	17,997.68	-	Central Admin., GHS, MHMT	DACF	100							Quarterly activities carried out with the mandatory DACF allocation.
33.	Supply of furniture to Municipal Hospital	Aflao	100,920.38	-	Central Admin., GHS, MHMT	-	0	NA	NA	NA	NA	NA	NA	Project not yet implemented
34.	Renovation of Municipal Hospital holding room for COVID-19 isolations	Aflao	15,000.00	-	KSMA, MLGRD, Office of the MP	DACF-RFG	100	NA	NA	NA	NA	NA	NA	Completed
35.	Support to COVID-19 and other emergency projects	Municipal wide		-	Central Admin., GHS, MHMT	MPCF, DACF-RFG	100	NA	NA	NA	NA	NA	NA	Support to Covid-19 fight done
36.	Provide 3No. small town water supply systems.	Amedzikofe, Kofeyia, Gaglokofe	600,000.00	-	Central Admin., CWSA	GoG	30	NA	NA	NA	NA	NA	NA	Boreholes drilled at 2 communities.
37.	Drilling and mechanisation of 2No. Borehole	Kologa & Aflao Markets	38,000.00	-	KSMA, MLGRD	DACF-RFG	100							Completed

No	Programme / Project / Activity	Location	Annual Budget	Amount Spent	Implemen. Agencies	Funding Source	Status (%)	No. of Beneficiaries						Remark	
								Target			Actual				
								Total	M	F	Total	M	F		
38.	Extension of water to markets & lorry parks in the Municipality	Aflao main, Aflao border, Denu main, Agbozume, Woduaba, Kologa markets and Aflao, Denu, Agbozume lorry parks	50,000.00		KSMA, MLGRD	DACF-RFG	100								Completed
39.	Procurement and installation of 9No. water storage tanks (1,400litres) with platforms at markets & lorry parks in the Municipality	Aflao main, Aflao border, Denu main, Agbozume, Woduaba, Kologa markets and Aflao, Denu, Agbozume lorry parks	20,783.12		KSMA, MLGRD	DACF-RFG	100								Completed
40.	Supply of 200No. water containers and allied hand washing facilities (Veronica buckets, stand, soap, sanitizer, basin and tissue) to markets, lorry parks and public places in the Municipality	Aflao main, Aflao border, Denu main, Agbozume, Woduaba, Kologa markets and Aflao, Denu, Agbozume lorry parks	42,497.50		KSMA, MLGRD	DACF-RFG	100								Completed
41.	Drilling and mechanization of deep well borehole	Kubakofe	242,148.50		MWD, Central Admin.	IGF	5								Ongoing; Soil test and other investigation done.
42.	Construction and mechanization borehole at 31st December Clinic	Klikor	26,000.00		Office of the MP / SIP, MWD, Central Admin.	MPCF	10								Feasibility studies undertaken
43.	Extension of electricity to Aflao Slaughter House	Aflao	6,000.00		MWD, EHSU, Central Admin.	DACF	5								Electricity poles acquired
44.	Construction of slaughter house	Denu	90,000.00		MWD, Central Admin.	DACF	0								Project not yet implemented
45.	Procurement of 5No. motorbikes for Environmental Health Sanitation Unit	Tokor	10,000.00		MWD, Central Admin.	DACF	0								Project not yet implemented

No	Programme / Project / Activity	Location	Annual Budget	Amount Spent	Implemen. Agencies	Funding Source	Status (%)	No. of Beneficiaries						Remark	
								Target			Actual				
								Total	M	F	Total	M	F		
46.	Monitor activities of community child protection and family welfare committees.	Municipal wide	5,000.00	-	SWCDD, MPCU	DACF / IGF	40								On going
47.	Construction of a juvenile shelter / home for vulnerable and abused children	Viepe-Tokor	134,000.00	-	GIZ, KSMA	GIZ	2	NA	NA	NA	NA	NA	NA	NA	Contract documents being prepared for signatures.
48.	Organise 4 sensitisation workshops for stakeholders in gender development.	Municipal wide	4,000.00	-	Central Admin. (Gender Officer), Regional Gender Dpt., TA, Assembly members, Religious bodies	DPs	50								Ongoing; forums held at Blekusu and Hedranawo so far.
49.	Create vigorous awareness on the importance of self-employment and acquisition of technical / vocational skills training.	Municipal wide	5,000.00	-	Central Admin., TA, Assembly members, Religious bodies, BAC, MPCU	DACF, IGF	40								Ongoing; responsible officials give talks at community visits.
50.	Collaborate with GRATIS Foundation, NBSSI and AME Zion Voc. Train. Centre to train master artisans and 'trade masters' in modern apprenticeship practices and technologies.		10,000.00	-	Central Admin., BAC, GRATIS Foundation, NBSSI, AME Zion Voc. Train. Centre Klikor	-	0	NA	NA	NA	NA	NA	NA	NA	Project not yet implemented
51.	Support for sports and cultural activities.		5,000.00	-	Central Admin., NSC, MOYS, GES, GHS	DACF	100								Support provided to sports activities

Source: MPCU Construct, October 2020

2.2.2.3. Environment, Infrastructure and Human Settlement

The Assembly outlined in the Action Plan to implement a number of activities / projects under this development dimension which has various focus areas or sub-programmes such as Water and Sanitation, Coastal and Marine Development, Drain and Floods Control, and Spatial Planning. Table 2.4 showcases the level of implementation of the various planned activities / projects under this programme in 2020. SDG targets being addressed by these include 2.5, 2.a, 6.a, 6.b, 7.1, 7.3, 9.a, 11.2, 11.3, 11.b, 12.5, 15.5, 15.7 and 15.c.

Table 2.4: Status of Programmes / Activities under Environ., Infrastructure and Human Settlement

No	Programme / Project / Activity	Location	Annual Budget	Amount Spent	Implemen. Agencies	Funding Source	Status (%)	No. of Beneficiaries						Remark
								Target			Actual			
								Total	M	F	Total	M	F	
52.	Plant and nurture 4500 trees at schools / public places and selected communities.	Municipal wide	4,000.00	7,500.00-	Central Admin. , FSD, PGU, MEPT, Assembly members,	GoG	100				71	60	11	Completed; project being executed under the YAAP. Protection of off reserve to ward off illegal felling of trees done, sensitization done in 4No. communities
53.	Educate coastal communities to protect the coastline and marine lives.	Municipal wide	5,000.00	-	Central Admin., MPCU, EPA, MEST, MOF	GoG/ FOTN	100							Completed
54.	Build 2No. recycling plant for solid waste and liquid waste.	Uncertain	Uncertain	-	MCE, EPA, MEST, TA, central Admin.	-	0	NA	NA	NA	NA	NA	NA	Project not yet implemented
55.	Acquire 1No. refuse truck.	Tokor	200,000.00	-	Central Admin., DPs, DACF Administrator	-	0	NA	NA	NA	NA	NA	NA	Project not yet implemented
56.	Acquire and develop 5No public cemeteries at all zonal council levels.	Aflao, Denu, Agbozume, Klikor, Wudoaba	40,000.00	-	Central Admin., TA, Assembly members	-	10	NA	NA	NA	NA	NA	NA	Ongoing; Possible lands identified by zonal councils, EHAs and EHOs
57.	Construct 9No. 20-seater public WC toilets.	Denu Lorry Park, Dzaglame, Akporkploe, Aveyime, Aflao Aflagatigome, Avakome, Sikakofe, Agbozume South, Agbozume Market	1,500,000.00	-	Central Admin., MPCU	DACF / IPEP / Ghana First	80							Over 20 facilities being executed; majority at different locations along the beach.
58.	Construction of 2No. 40 Seater WC at Aflao VIP Station	Aflao	300,000.00		Central Admin. MWD	DACF	0	NA	NA	NA	NA	NA	NA	Project not yet implemented

No	Programme / Project / Activity	Location	Annual Budget	Amount Spent	Implemen. Agencies	Funding Source	Status (%)	No. of Beneficiaries						Remark	
								Target			Actual				
								Total	M	F	Total	M	F		
59.	Completion of 3No. 6-seater vault chamber toilet	Akaglakope, Tsavanya, Glidzi	90,000.00	40,634.00	Office of the MP, MWD, Central Admin.	MPCF	100								Completed
60.	Reshaping of Denu Traffic Light – Swanzy Beach Road	Denu	30,000.00		DUR / DFR, MWD	DUR	2								Contract awarded
61.	Construction of critical drains.	Aflao, Denu, Agbozume, Klikor, Hatsukofe	Uncertain		DUR, MWD	-	0	NA	NA	NA	NA	NA	NA	Project not yet implemented	
62.	Prepare layouts / schemes for 7 major towns.	Aflao, Denu, Agbozume, Klikor, Nogokpo, Adina, Kpoglu	20,000.00		Central Admin., PPD, GIZ, MFD	IGF	20								Ongoing; several demarcation plans submitted to PPD by applicants and have been reviewed. Some proposed roads and lanes demarcated
63.	Support Street Naming and Property Addressing Activities	Aflao old Town	50,000.00	15,000.00	Central Admin., PPD, GIZ	IGF, GIZ	65								Ongoing; Digitisation ongoing in Aflao Newtown, data collection ongoing for Aflao township
64.	Conduct valuation of all properties in the Municipality.	Municipal wide	30,000.00		LVD, PPD, GIZ	GIZ, DACF	60								Tablets procured for the exercise. Training done for field workers. Field workers collecting data

Source: MPCU Construct, October 2020

2.2.2.4. Governance, Corruption and Accountability

The planned activities / projects for execution under this development dimension which has various focus areas or sub-programmes such as Enhancement of Substructures, Strengthening Security, and General Administrative Development. Table 2.5 shows the level of implementation of the various planned activities / projects under this programme in 2020. SDG targets being addressed by these include 16.6 and 17.9.

Table 2.5: Status of Programmes / Activities under Governance, Corruption and Accountability

No	Programme / Project / Activity	Location	Annual Budget	Amount Spent	Implemen. Agencies	Funding Source	Status (%)	No. of Beneficiaries						Remark	
								Target			Actual				
								Total	M	F	Total	M	F		
65.	Procurement / repairs of office facilities and equipment		45,000.00	-	Central Admin., MFD	DACF, IGF	30								On going
66.	Human Resource Management.	Municipal wide	46,423.82	-	Central Admin., MPCU, HU, OHLGS	DACF, IGF	55								On going
67.	Monitoring and Evaluation of Development Projects.	Municipal wide	30,000.00	-	Central Admin., MPCU	DACF, IGF	100								Completed
68.	Support for MPCU activities.	Municipal wide	28,000.00	-	Central Admin., MPCU	DACF, IGF	35								On going
69.	Preparation of 2020 DACF and composite budgets.	Municipal wide	22,500.00	-	Central Admin., MPCU	DACF, IGF	100								Completed
70.	Organise Town Hall Meetings.	Municipal wide	10,000.00	-	Central Admin., MPCU	DACF, IGF, DPs	100								2 town hall meetings held
71.	Contribution to NALAG.		10,000.00	-	Central Admin.	IGF	100								Completed
72.	Celebration of National Events.	Municipal wide	50,000.00	-	Central Admin., MPCU	IGF	100								Independence and Farmers day celebrated
73.	Procurement of general goods.	Tokor	49,480.00	30,000.00	Central Admin., MFD	DACF, IGF	100	NA	NA	NA	NA	NA	NA		Goods procured and used
74.	Maintenance of Law, Order and Security in the Municipality.	Municipal wide	45,000.00	-	Central Admin., MUSEC, Security Services	DACF, IGF	100								MSEC meetings held
75.	Support for Disaster Management.	Municipal wide	30,000.00	-	Central Admin., NADMO	IGF	25								On going
76.	Completion of Construction of District Court House	Viepe-Tokor	454,791.75	395,515.70	Central Admin.	DACF RFG	100								Completed
77.	Renovation of District court	Agbozume	30,000.00	-	Central Admin., MWD	DACF	100								Completed
78.	Renovation of circuit court at Aflao	Aflao	70,000.00	59,210.10	Central Admin. MWD	DACF	100								Completed
79.	Construction of Modern Police Station	Aflao	281,127.91	73,500.00	MWD Central Admin., Office of the MP	MPCF	45								On going
80.	Compensation / Acquisition of market and public lands	Municipal wide	50,000.00	-	Central Admin.	IGF	15	NA	NA	NA	NA	NA	NA		Preparation of site plans done for plots
81.	Completion of Assembly Guest House	Hedzranawo	125,467.15	173,372.24	Central Admin.	DACF	98								Finishing level. Supply of furniture outstanding

No	Programme / Project / Activity	Location	Annual Budget	Amount Spent	Implemen. Agencies	Funding Source	Status (%)	No. of Beneficiaries						Remark
								Target			Actual			
								Total	M	F	Total	M	F	
82.	Rehabilitation of Office buildings	Tokor	67,000.00	-	Central Admin.	DACF, IGF	35	NA	NA	NA	NA	NA	NA	District and Magistrate courts renovated
83.	Laying of pavement blocks at the Office Complex	Tokor	100,873.00	-	Central Admin.	DACF	40							Works ongoing
84.	Rehab. of Staff accommodation	Tokor	35,000.00	-	Central Admin.	DACF	20							On going
85.	Rehab. of MCE's residence	Tokor	158,695.00	113,000.00	Central Admin.	DACF	99							Few finishing works outstanding.
86.	Capacity building for Assembly staff	Tokor	70,000.00	-	Central Admin.	DACF, IGF	20	NA	NA	NA	NA	NA	NA	Staff supported to attend workshops, promotion interviews. Training done for drivers
87.	Supply of 70No. Tablets for Assembly members	Tokor	70,000.00		Central Admin.	DACF	100							Completed
88.	Procurement of furniture and fittings for Assemble offices	Tokor	80,000.00	-	Central Admin	DACF RFG	10	NA	NA	NA	NA	NA	NA	Fittings procured from 2No. departments
89.	Procure cinema van for ISD.	Municipal wide	100,000.00		Cen. Admin., MOI, ISD	DACF	0	NA	NA	NA	NA	NA	NA	Yet to be implemented

Source: MPCU Construct, October 2020

2.2.2.5. Ghana's Role in International Affairs

The activities / projects earmarked for implementation under this development dimension which has various focus areas or sub-programmes such as Strengthening Border Security, and Controlling Narcotics and Human Trafficking. Table 2.6 depicts the level of implementation of the various planned activities / projects under this programme in 2020. SDG targets being addressed by these include 10.7 and 16.9.

Table 2.6: Status of Programmes / Activities under Ghana's Role in International Affairs

No	Programme / Project / Activity	Location	Annual Budget	Amount Spent	Implemen. Agencies	Funding Source	Status (%)	No. of Beneficiaries						Remark
								Target			Actual			
								Total	M	F	Total	M	F	
90.	Construct road along the Ghana-Togo border in the municipality.	Aflao - Segbe	Uncertain		Central Admin., DFR, MOIt, MOD, MOFA	GoG	10	NA	NA	NA	NA	NA	NA	Ongoing; demarcation and awareness creation of access way carried out.

Source: MPCU Construct, October 2020

2.3. UPDATE ON FUNDING SOURCES AND DISBURSEMENT

Total budgeted revenue of Eight Million, Seven Hundred and Eighty-Nine Thousand, Six Hundred and Seventy-Three Ghana Cedis, Sixty-Three Pesewas (**GH¢8,789,676.63**) and GH¢2,712,402.96 was earmarked to be collected for the year and quarter under review respectively. As at 31st

December 2020, an amount of Two Million, One Hundred and Seventy Thousand, Five Hundred and Ninety Ghana Cedis, Forty-Five Pesewas (**GHC2,117,590.45**) has been realized in the course of the year so far by the Assembly. Details of the revenue and expenditure pattern are indicated in Tables 2.7 and 2.8 overleaf;

Table 2.7: Update on Funding Sources

REVENUE ITEM	Baseline 2017 (GH¢)	Target 2018 (GH¢)	Actual 2018 (GH¢)	Target 2019 (GH¢)	Actual 2019 (GH¢)	Target 2020 (GH¢)	Actual 2020 (GH¢)	Target 2021 (GH¢)	Actual 2021 (GH¢)
IGF	858,557.01	1,182,120.00	974,722.32	1,359,438.72	1,299,971.93	1,631,326.46	1,347,299.44	NA	NA
DACF	1,725,172.33	3,451,388.00	1,415,826.79	3,581,800.34	3,882,590.61	4,180,786.88	2,073,971.13	NA	NA
MP's CF	172,440.27	212,000.00	292,132.16	300,000.00	439,407.68	761,223.00	325,912.27	NA	NA
PWDs CF	51,755.17	70,798.00	261,768.66	73,165.14	146,217.25	83,165.74	221,253.99	NA	NA
MSHAP	-	17,699.42	14,269.97	18291.28	13,158.89	20,903.93	9,071.92	NA	NA
GSFP	-	-	-	-	-	-	-	NA	NA
SRWSP	-	-	-	-	-	-	-	NA	NA
DDF / DACF RFG	-	1,005,199.39	565,499.00	496,027.00	873,058.77	1,500,000.00	545,485.70	NA	NA
GSOP	-	-	-	-	-	-	-	NA	NA
UNFPA	-	-	-	-	-	-	-	NA	NA
UDG	-	-	-	-	-	-	-	NA	NA
LEAP	329,264.00	373,475.00	333,074.00	-	-	-	-	NA	NA
UNICEF	-	-	-	-	17,800.00	-	-	NA	NA
OTHER DONORS	-	-	-	-	103,568.31	135,097.57	121,875.61	NA	NA
GOG	-	-	-	-	15,039.18	570,901.03	128,536.50	NA	NA
TOTAL	3,137,188.51	6,312,679.81	3,897,693.90	6,278,722.48	6,790,812.62	10,849,611.81	7,514,690.83	NA	NA

Source: Municipal Finance Office & Budget Unit, July 2020

Table 2.8: Update on Expenditure

EXPENDITURE ITEM	Baseline 2017 (GH¢)	Target 2018 (GH¢)	Actual 2018 (GH¢)	Target 2019 (GH¢)	Actual 2019 (GH¢)	Target 2020 (GH¢)	Actual 2020 (GH¢)	Target 2021 (GH¢)	Actual 2021 (GH¢)
COMPENSATION	1,064,719.92	1,899,750.00	1,982,809.85	1,811,235.30	2,156,230.31	2,279,097.46	713,917.26	NA	NA
GOODS AND SERVICE	465,557.11	3,058,351.00	2,408,574.57	3,473,710.03	801,590.09	2,004,741.55	543,480.80	NA	NA
INVESTMENT	NA	NA	NA	NA	NA	-	-	NA	NA
GRANTS	-	-	-	-	2,355,467.86	7,252,078.15	-	NA	NA
SOCIAL BENEFITS	-	-	-	-	-	4,000.00	-	NA	NA
OTHER EXPENSES	-	-	-	-	6,096.00	130,000.00	-	NA	NA
ASSETS	63,097.75	3,242,925.00	1,602,993.14	3,370,947.67	510,546.76	6,574,772.80	1,643,238.00	NA	NA
TOTAL	1,593,374.78	8,201,026.00	5,994,377.56	8,655,893.00	4,784,845.98	18,244,689.96	2,900,636.06	NA	NA

Source: Municipal Finance Office & Budget Unit, January 2021

2.4. ANALYSIS ON CORE INDICATORS

The implementation of the 2020 Action Plan in the year was met with some challenges. There was a general delay in delivery of expected external funding to implement the approved programs and projects. Again, mobilization of internally generated funds was yet to gather momentum due to the COVID-19 pandemic to warrant any substantial revenue accrual and for that matter expenditure on planned projects / activities. Consequently, some of the planned projects / activities in 2020 have not yet received attention. The performances of the core indicators are detailed below and shown in Table 2.9.

Table 2.9: Performance of Core District Indicators and Targets

Indicators	Indicator Definition	Disaggregation	Monitoring Frequency	Baseline	Actual 2018	Target 2019	Actual 2019	Target 2020	Actual 2020	Target 2021	Actual 2021	
Development Dimension: Economic Development												
Goal: Build a Prosperous Society												
1. Total output of agricultural production -staples ⁴ (Mt) -Selected cash crops ⁵ (Mt) -Livestock and poultry ⁶ (count) -Fisheries (Mt)	Total quantity of selected crops, livestock and poultry and fisheries produced in the district in a given year	Maize	Annually Quarterly	16,501	15,985	18,270	19,138	-	18,700			
		Cassava		204,308	146,550	155,220	203,300	-	168,000			
		Rice		600	675	1,020	1,890	-	4,320			
		Mango		80.0	50.0	160.0	241	-	-			
		Cattle		994	1,044	1,096	2,145	-	3,741			
		Sheep		70,016	73,516	77,191	82,003	-	15,074			
		Goat		103,216	154,377	162,096	197,035	-	80,919			
		Pig		2,633	2,765	2,903	3,124	-	3,048			
		Poultry		22,537	23,664	24,847	27,024	-	36,908			
Fisheries	373.4	584.2	686	845	-	306						
2. Percentage of arable land under cultivation	Area of land (in hectares) put under agricultural production expressed as a percentage of total arable land within the district	Maize	Annually Quarterly	-	-	40	44.3	-	8,500			
		Cassava		-	-	32	33.6	-	6,000			
		Rice		-	-	5	5.4	-	600			
		Mango		-	-	3	2.2	-	-			
3. Number of new industries established	Count of industries established in the district including cottage industries, IDIF etc.	Agriculture	Annually Quarterly	-	-	-	-	-	-			
		SMEs		174	6	10	15	20	-	-		
		Service		-	-	-	-	-	-	-	-	
4. Number of new jobs created	The count of new jobs created per sector including those under the special initiative ⁷	Agriculture	Annually Quarterly	-	-	2,968	-	-	-			
		SMEs		210	13	20	25	30	-	-		
		Service		-	-	-	-	20	11	-	-	
Development Dimension: Social Development												
Goal: Create opportunities for all Ghanaians												
1. Net enrolment ratio	The ratio of appropriately aged pupils enrolled at a given level	Kindergarten	Annually	68.10%	68.1%	-	60.7%	70%	60.70%			
		Primary		116.60%	116.5%	-	106.6%	100%	106.60%			

⁴ Maize, Rice (milled), Millet, Sorghum, Cassava, Yam, Cocoyam, Plantain, Groundnut, Cowpea, Soybean

⁵ Cocoa, Shea butter, Oil palm, Cashew nut, Cotton

⁶ Cattle, Sheep, Goat, Pig, poultry

Indicators	Indicator Definition	Disaggregation	Monitoring Frequency	Baseline	Actual 2018	Target 2019	Actual 2019	Target 2020	Actual 2020	Target 2021	Actual 2021
	expressed as a percentage of the total population in that age group	JHS SHS		58.10% 16.20%	58.1% -	- -	54.6% 17.90%	60.20% 20%	54.60% 17.90%		
2. Gender parity	Ratio of male to female enrolment rates	Kindergarten Primary JHS SHS	Annually	1.02 1.01 1.08 0.7	1.02 1.01 1.08 0.67	- 0.98 1.00 0.60	1.05 1.10 1.17 0.71	1.08 1.05 1.1 0.9	1.05 1.1 1.17 0.71		
3. Completion rate	Ratio of the total number of boys / girls enrolled in the last grade of a given level of education (Primary 6, JHS 3, SHS 3), regardless of age, expressed as a percentage of the total district population of boys / girls of the theoretical entrance age to the last grade of that level of education	Kindergarten Primary JHS SHS	T M F Annually T M F T M F T M F	114% - - 126.90% - - 86.20% - - 45.40% - -	- - - - - - - - - - - - -	- - - - - - - - - - - - -	- - - - - - - - - - - - -	115% - - 130% - - 90% - - 47.20% - -	114.60% - - 135.70% - - 100.50% - - 41.50% - -	114.60% - - 135.70% - - 100.50% - - 41.50% - -	
4. Number of operational health facilities	Total number of health facilities able to deliver basic health care	CHPS Clinics Health Centre Hospitals	Annually	14 2 5 4	16 2 8 4	18 5 8 5	20 10 9 5	20 20 10 6	20 20 10 6		
5. Proportion of population with valid NHIS card	The population with valid NHIS card, expressed as a percentage of total district population	Total Indigents Informal Aged Under 18years Pregnant Women	M F Annually	34.44% 16.16% 18.28% 0.54% 10.94% 2.19% 16.28% 3.02%	33.30% 12.81% 20.11% 0.42% 10.73% 2.18% 15.24% 2.96%	32.92% 17.43% 24.51% 7.75% 13.81% 1.99% 15.20% 1.83%	37.37% 17.43% 24.51% 7.75% 13.81% 1.99% 15.20% 1.83%	41.93% 17.43% 24.51% 7.75% 13.81% 1.99% 15.20% 1.83%	48.87% 11.22% 21.56% 5.67% 11.27% 1.74% 11.22% 1.92%	32.78% 11.22% 21.56% 5.67% 11.27% 1.74% 11.22% 1.92%	
6. Proportion of population with access to basic drinking water sources	Share of the district population with access to basic drinking water sources including boreholes, standpipes, protected dug wells etc. expressed as a percentage of total district population	District Urban Rural	Annually	54 60 40	60 65 50	65 70 60	71.2 82.3 58.7				
7. Proportion of population with	Share of population with access to basic sanitation services including	District Urban	Annually	10 25	20 40	30 50	43.2 60.6	50 70			

Indicators	Indicator Definition	Disaggregation	Monitoring Frequency	Baseline	Actual 2018	Target 2019	Actual 2019	Target 2020	Actual 2020	Target 2021	Actual 2021
access to improved sanitation services	ventilated improved pit latrines, flush toilets to sewer systems, septic tanks or pit latrines, composting toilets etc. expressed as a percentage of total district population	Rural		5	10	20	30	40			
8. Number of births and deaths registered	Count of births and deaths registered at registering institutions	Birth	Total	-	4,511	6,000	4,813	6,200	4,334		
			M	-	-	-	2,436	-	2,104		
			F	-	-	-	2,377	-	2,230		
		Death (sex, age group ⁸)	Total	-	-	1,500	1,108	1,800	1,146		
			M	-	-	-	536	-	558		
			F	-	-	-	572	-	588		
9. Total number of recorded cases of child trafficking and abuse	Count of recorded cases of child trafficking and child abuse cases in the district	Child trafficking	M	-	-	-	-	-			
			F	-	1	5	-				
		Child abuse	M	-	1	-	2	-			
			F	-	-	-	2				
10. Maternal mortality ratio (Institutional)	Maternal deaths recorded per 100,000 live births in the district	District	Annually	-	5/100,000	4/100,000	3/100,000	2/100,000			
11. Malaria case fatality (Institutional)	Total malaria deaths expressed as a percentage of total malaria admissions in health facilities	Sex	Total	-	0.06	0.055	0.4	0.3			
			M								
		F									
Age											
Development Dimension: Environment, Infrastructure and Human Settlements											
Goal: Safeguard the Natural Environment and Ensure a Resilient, Built Environment											
1. Percentage of road network in good condition	The total km of classified road network in good condition expressed as percentage of total road network	Total	Annually	25	35	50	60	80			
		Urban		40	50	60	70	80			
		Feeder		20	35	40	50	60			
2. Percentage of communities covered by electricity	The number of communities in the district connected to the national grid divided by total number of communities in the district expressed as a percentage	District	Annually	-	80	87	90	95			
		Rural		-	-						
		Urban		-	-						
Development Dimension: Governance, Corruption and Public Accountability											
Goal: Maintain a Stable, United and Safe Society											
1. Percentage of Annual Action Plan implemented	Total number of activities implemented divided by the total number of planned activities in a given year expressed as a percentage	District	Annually	30	56	70	65				
		Rape	Annually	5	8	-	4	-	18	-	

⁸ Children (below 18 years), Youth (18-35 years), Adult (above 35 years)

Indicators	Indicator Definition	Disaggregation	Monitoring Frequency	Baseline	Actual 2018	Target 2019	Actual 2019	Target 2020	Actual 2020	Target 2021	Actual 2021
2. Reported cases of crime	Total number of reported cases of major crimes including rape, armed robbery, defilement, and murder recorded by Ghana Police in a given year	Armed Robbery		25	23	-	26	-	12	-	
		Defilement		40	25	-	24	-	69	-	
		Murder		9	2	-	8	-	10	-	
3. Number of communities affected by disaster	Count of disaster incidents recorded at the district including floods, bushfires etc.	Bushfire	Annual / Quarterly	2	1	0	0	0	0	0	
		Floods (Coastal)		4	3	2	5	3	2	0	

2.5. UPDATE ON CRITICAL DEVELOPMENT AND POVERTY ISSUES

This segment examines the existing poverty reduction interventions which are operational in the Municipality. The status of progress of these interventions such as the National Health Insurance Scheme, National School Feeding Programme, Livelihood Empowerment against Poverty, and among others is specifically assessed under this main topic.

2.5.1. National Health Insurance Scheme

The scheme is functioning well in the Municipality. A total of 66,415 persons registered with the Scheme in the Municipality in the year with 64 per cent being women. These beneficiaries have access to 33 health facilities. Details of the disaggregation of this data is in Table 2.9.

2.5.2. Ghana School Feeding Programme (GSFP)

Implementation of the NSFP has been going on in the Municipality for quite some time with sixty beneficiary schools (see Table 2.10 below) and sixty (60) caterers involved in the cooking for the pupils in those schools. Currently, there are twenty-five thousand three hundred and eleven (25,311) pupils comprising twelve thousand nine hundred and twelve (12,912) boys and twelve thousand three hundred and ninety-nine (12,399) girls. The main challenge has been late release of funds to caterers as well as delay in the distribution of food supplements.

Table 2.10: NSFP Beneficiary Schools and Enrolment

No.	Schools	Primary		Total Enrolment
		Boys	Girls	
1.	Aflao-Agblekpui M/A Primary School	229	213	442
2.	Aflao-Aveyiborme M/A Primary Sch.	242	232	474
3.	Akatsavakpor M/A Primary Sch.	138	131	269
4.	Amedzikope M/A Primary School	173	188	361
5.	Amutinu M/A Primary School	208	180	388
6.	Anoenu M/A Primary School	285	263	548
7.	Ansahrul Islamic Primary School	103	97	200
8.	Avata D/A Primary School	138	107	245
9.	Bodzakope M/A Primary School	146	126	272
10.	Special Need Children-Chicago Basic	182	128	310
11.	Dordokope M/A Primary School	150	130	280
12.	Dornormadi M/A Primay School	141	149	290
13.	Gamadzra R/C Primary School	203	176	379
14.	Glidzi M/A Primary School	69	66	135
15.	Glitame M/A Primary School	92	98	190
16.	Klikor Unity No.1 Primary School	214	193	407
17.	Klikor Unity No.2 Primary School	153	142	295
18.	Srohume A.M.E Zion Primary School	181	140	321
19.	Agbozume Sukladzi R/C Primary School	279	285	564
20.	Viepe R.C Primary School	400	405	805
21.	Akatsavakpor-Kpodoave Primary School	51	49	100
22.	Logove A.M.E Zion School	120	80	200
23.	Nogokpo Basic School	176	190	366
24.	Adotekope Basic School	100	107	207
25.	Klikor Central Basic School	272	245	517
26.	Kpedzakope M/A Primary School	147	141	288
27.	Klikor Agblekpui M/A Primary Schol	64	60	124
28.	Sonuto A.M.E Zion Primary School	113	107	220
29.	Agbevekope M/A Basic School	230	192	422
30.	Agbogbome R/C Primary School	285	249	534

No.	Schools	Primary		Total Enrolment
		Boys	Girls	
31.	Tublukope M/A Primary School	155	117	272
32.	Kpogedi M/A Primary School	229	195	424
33.	Blekusu .M.E Zion School	176	174	350
34.	Hatsukope No.1 Asic School	151	180	331
35.	Hatsukope No.2 Basic School	145	155	300
36.	Atsivuta M/A Primary School	125	111	236
37.	Dogbekope R.C Basic School	77	93	170
38.	Yelibato M/A Primary School	226	227	453
39.	Agavedzi A.M.E Zion Basic School	263	241	504
40.	Atsiaklorbor M/A Primary School	135	128	263
41.	Akame R.C Basic School	257	232	481
42.	Aflao Lowcost Basic School	253	217	470
43.	Aflao Ghana R.C Basic Schol	213	251	464
44.	Aflaoga R.C Basic Schol	200	220	420
45.	Avoeme Baic School	593	560	1153
46.	Sepenukope R.C Basic School	394	351	745
47.	Duta Basic School	393	329	722
48.	Kopeyia Bloomfield No.1 Basic School	248	310	558
49.	Agbozume Kpotame E.P School	331	339	670
50.	Assalafiyya Islamic Basic School	165	194	359
51.	Lotakor Basic School	257	163	320
52.	Babanawo Basic School	238	295	533
53.	Yame Lente Basic School	249	273	522
54.	St Pauls Anglican Basic School	371	369	740
55.	Agbozume A.M.E Zion Basic School	348	337	685
56.	Hedzranawo A.M.E Zion Basic School	209	222	431
57.	Tettykope Basic School	261	194	455
58.	Wodoaba Basic School	269	299	568
59.	Aflao Preventive Basic School	350	370	720
60.	Adina A.M.E Zion School	347	384	731
61.	Total	12,912	12,399	25,311

Source: Municipal GSFP Desk Office, January 2021

2.5.3. Capitation Grant

This laudable development intervention for the basic education sub-sector is operational in the Municipality for some time now. While efforts are being made to collate the 2019/2020 figures from the Municipal Education Directorate, readily available information on this fund for the 2018 / 2019 Academic Year from the Municipal Education Directorate is as follows:

Table 2.11: Capitation Grant Releases

Release	Amount (GHC)
1st Tranche	181,537.14
2nd Tranche	93,096.00
3rd Tranche	93,096.00
Total	367,729.14

Source: Municipal Education Directorate, December 2019

2.5.4. National Youth Employment Programme

Table 2.12: Personnel under National Youth Employment Programme

No.	Module	Year (2017 / 2018)		
		Total	Male	Female
1	Community Education Teaching Assistants	90	36	54
2	Community Health Workers (HEW)	102	24	78
3	Waste Management	-	-	-
	<i>a. Zoomlion</i>	-	-	-
	<i>b. Zoil Eco-Brigade</i>	-	-	-
	<i>c. Sanitation Guards</i>	90	34	56
4	Community Protection Assistants	50	39	11
	<i>a. Police Service</i>	13	9	4
	<i>b. Fire Service</i>	17	7	10
5	Youth in Trade and Vocation	-	-	-
	<i>a. Dressmaking</i>	-	-	-
	<i>b. Hairdressing</i>	-	-	-
	<i>c. Auto mechanics</i>	-	-	-
6	Paid Internship	-	-	-
7	Youth Enterprise and Development	-	-	-
8	ICT	-	-	-
9	Road Maintenance	-	-	-
	Total	362	149	213

Source: Municipal NYEP Office, December 2019

2.5.5. Nation Builders Corps (NABCO)

Table 2.13: Personnel under NABCO

Module	No. of Graduates Employed and at Post		
	Total	Male	Female
Civic Ghana	21	13	8
Digitize Ghana	31	27	4
Educate Ghana	83	45	38
Health Ghana	19	9	10
Revenue Ghana	79	51	28
Enterprise Ghana	12	10	2
Feed Ghana	16	15	1
Total	261	170	91

Source: Municipal NABCO Office, December 2019

2.5.6. Update on Revenue for Critical Development and Poverty Issues

As indicated in Table 2.19, some of the flagship programmes of the Government did not have specific allocations that are communicated to the Municipality. However, the Assembly received some funds under the Capitation Grants, REP, LEAP, and PWDs, which were indicated earlier.

Table 2.14: Update on Revenue for Critical Development and Poverty Issues

No.	Critical Development and Poverty Issues	Allocation GH¢	Actual Receipt GH¢	Beneficiaries	
				Targets	Actuals
1.	Ghana School Feeding Programme	-	-	-	-
2.	Capitation Grants	-	-	-	-
3.	National Health Insurance Scheme	-	-	-	-
4.	Livelihood Empowerment Against Poverty (LEAP) Programme	-	-	-	-
5.	National Youth Employment Programme	-	-	-	-
6.	Nation builders Corps (NABCO)	-	-	-	-

No.	Critical Development and Poverty Issues	Allocation GH¢	Actual Receipt GH¢	Beneficiaries	
				Targets	Actuals
7.	One District-One Factory Programme	-	-	-	-
8.	One Village-One Dam Programme	-	-	-	-
9.	One Constituency-One Million Dollars Programme	-	-	-	-
10.	Planting for Food and Jobs Programme	-	-	-	-
11.	Free SHS Programme	-	-	-	-
12.	National Entrepreneurship and Innovation Plan (NEIP)	-	-	-	-
13.	Infrastructure for Poverty Eradication Programme (IPEP)	-	-	-	-
14.	Disability Fund	-	221,253.99	-	-
15.	Modernizing Agriculture in Ghana (MAG)	-	121,875.61	-	-
	Total	-	343,129.60	-	-

Source: MPCU Construct, January 2021

2.6. LOCAL ECONOMIC DEVELOPMENT & REP

The Rural Enterprise Programme (REP) is in its seventh year of implementation in the Municipality. The programme seeks to achieve the following;

- To reduce Poverty in the Rural Areas.
- Improve living conditions and Increase the incomes of woman and vulnerable groups through increased self and Wage Empowerment.
- Increase in the number of profitable rural MSEs,
- Increase number of growing rural MSEs,
- Increase number of rural MSEs that create employment opportunities.
- Reduce rural-urban drift in the District.

A number of activities were executed in the quarter that benefited 1,230 individuals / SMEs. Out of this total figure, 945 were female beneficiaries. Details of activities carried out are shown in Table 2.12 below.

Table 2.15: REP Activities Carried Out

No	Programme / Project / Activity (Target Group)	Location	Annual Budget	Amount Spent	Implemen. Agencies	Funding Source	Status (%)	No. of Beneficiaries						Remark
								Target			Actual			
								Total	M	F	Total	M	F	
b. Institutional Development Component														
1.	Facilitate organisation of district SME sub-committee meeting (for MSE sub-committee members)	Municipal wide	-	-	KSMA, BAC	IGF	60							Results achieved include active involvement of stakeholders in MSE developmental issues
c. Business Development Services Component														
2.	Data collection on graduate youth apprentices	Municipal wide	-	-	BAC	NBSSI / Master Card Foundation on Young Africa Works					910	110	800	On-going
3.	Client registration	Municipal wide	-	-	BAC, REP					61	15	46	On-going	
4.	Provide business advice and counselling (BAC clients)	Municipal wide	-	-	BAC	REP	75	-	-	-	28	10	18	Results achieved include increase in business profits
5.	CAP business support scheme	Municipal wide	-	-	NBSSI, BAC									On-going

No	Programme / Project / Activity (Target Group)	Location	Annual Budget	Amount Spent	Implemen. Agencies	Funding Source	Status (%)	No. of Beneficiaries						Remark
								Target			Actual			
								Total	M	F	Total	M	F	
6.	Assist clients in NVTI registration		-	-	BAC, REP						47	0	47	On-going
d. ACPID Component														
7.	CApBuSS / Nkosuo Loan	Municipal wide	-		BAC, Central Admin									
e. Other activities														
8.	Weekly, monthly and quarterly reporting	Viefe-Tokor (Office)	-	-	NBSSI, REP, KSMA		75	NA	NA	NA	NA	NA	NA	On-going
9.	Follow-up on garages	Denu	-	-	BAC		75	-	-	-	30	30	0	On-going
10.	Follow-up on trained Hair Dressers Association	Denu	-	-	REP, BAC		75	-	-	-	42	2	40	On-going
11.	Follow-up on stat-up kits	Municipal wide	-	-	REP, BAC		80	-	-	-	65	60	5	Construction completed
12.	Enable Youth Programme (1D1F)	Dzodze	-	-	NBSSI, REP, KSMA		75	-	-	-	47	42	5	Sensitization and training seminars from graduate beneficiaries held. Construction On-going.

Source: Municipal BAC, December 2019

2.7. SOCIAL PROTECTION

Activities implemented under this programme are classified under three sub-programmes namely child rights promotion and protection, community care and justice administration. The following paragraphs detail activities implemented during the quarter under this sub-programmes.

2.7.1. Child Rights Promotion and Protection

Generally, the total number of complaints / cases pertinent to non-maintenance of children / pregnancy, child custody, paternity and family welfare recorded during the quarter was thirty-four (34) out of which a total of thirty (30) were successfully settled. Specifics of case management is as below.

2.7.1.1. Case Management

The child and family welfare related cases handled during the period under review are tabled below:

Table 2.16: Case Management

No.	Title of Case	No. of Case Recorded	No. of Case(s) B / F	Total No. Settled	Total No. Pending	Total No. of Children Affected	Gender	
							Male	Female
1.	Non-maintenance of children	11	1	10	2	16	5	11
2.	Non-maintenance of pregnancy	2	0	2	0	2	-	-
3.	Child custody	10	1	8	3	10	3	7
4.	Missing children	1	0	1	0	1	1	0
5.	Child abandonment	1	0	1	0	1	0	1
6.	Paternity	3	0	3	0	1	2	1
7.	Family reconciliation / welfare	6	0	6	0	3	1	2
	Total	34	2	31	5	34	12	22

2.7.2. Gender Related Cases

A number of cases relative to gender violence were recorded during the year. Some of these cases were referred to the Domestic Violence and Victim Support Unit of the Ghana Police Service in Aflao to address while those that were nor complex were resolved at the Department. The victims of the defilement cases are receiving counselling at the Unit while the accused has been on the run from the Police. Summary is given below:

Title of Case	No. of Case Recorded	Total No. Resolved	Total No. Referred	Gender	
				Male	Female
Physical Assault	4	3	1	-	4
Total	4	3	1	-	4

2.7.3. Community Care

2.7.3.1. Support to Persons with Disabilities (PWDs)

Sixty-three PWDs whose applications were vetted and approved by the Disability Fund Management Committee received various assistance from the DACF for PWDs totalling GHS139,641.00. Some beneficiaries were students accessing programmes in tertiary institutions. Below is the summary of distribution.

Table 2.17: PWDs Monitored

No.	Type of Support	Amount	Number of Beneficiaries		
			Total	Male	Female
1.	Support for Education / Apprenticeship	19,346.00	13	2	11
2.	Support for income generation activities	117,860.00	47	30	17
3.	Medical support	3,435.00	3	2	1
	Total	140,641.00	63	34	29

2.7.3.1. Livelihood Empowerment Against Poverty (LEAP) Programme

The 68th cycle payment of LEAP cash transfers took place successfully in the Municipality within the period under review. Payment was done throughout the Municipality at 45 pay point centres. A total amount of GH¢298,647.00 was disbursed to beneficiaries. The table below shows disbursement of cash and gender distribution of cash receivers.

Table 2.18: LEAP Payments

Payment Cycle	Total No. of Cash Receivers	Total No. of House-Head Cashed Out	Total Amount Allocated (GHC) ⁹	Total Amount Disbursed (GHC) ¹⁰	Gender	
					Male	Female
68th	3,135	2,974	298,647.00	277,480.00	849	2,125

2.7.3.2. NHIS Registration and Card Renewal

Registration and renewal of NHIS for the LEAP beneficiaries and indigenes continued in the quarter. In all, 2,666 people benefited from the free registration and renewal of NHIS programme for the vulnerable. Summary of the distribution to beneficiaries are shown in Table 2.16 below:

Table 2.19: NHIS Registration and Card Renewal

No.	Category of NHIS Beneficiary	Registration			Renewal		
		M	F	Total	M	F	Total
1.	Indigenes	257	524	781	182	410	592
2.	LEAP beneficiaries	96	247	343	389	561	950

⁹ For 2 disbursement cycles

¹⁰ For 2 disbursement cycles

Total	353	771	935	571	971	1,542
--------------	------------	------------	------------	------------	------------	--------------

2.7.4. Justice Administration

There was nothing done under this sub-programme during the quarter.

2.7.5. Adolescent Child Protection Training

During the quarter, UNICEF supported the Department of Community Development and Social Welfare, GES, NCCE to conduct follow up visits in fifteen (15) Adolescence Child Protection Communities trained last year. The table below shows the observations made;

No.	Community	Date of Visit	Remarks
1.	Apedido	18/05/20	Parents ow monitor their children on what they watch on TV
2.	Kutsugakope	18/05/20	Drug abuse among the youth has reduced partially
3.	Gbetikope	19/05/20	Teenage pregnancy is still on the increase
4.	Glitame	19/05/20	Wake keeping attendance by children has reduced
5.	Gavorkope	20/05/20	Teenage pregnancy has been reduced
6.	Afornetsikpo	20/05/20	Children now adhere to parent's advice
7.	Bodzakope	21/05/20	Most parents are now willing to talk freely with their children n about menstrual issues even before they reach puberty
8.	Amedzikope	21/05/20	The school intake has been increase due to sensitization
9.	Sonuto	22/05/20	Teenage pregnancy has been reduced
10.	Kumadekope	22/05/20	Assembly member and opinion leaders were able to reduce wake keeping attendance by children and fighting among women in the community
11.	Ahorkpoe	26/05/20	Wake keeping attendance by children has reduced
12.	Bayikor	26/05/20	Giving children into marriage has reduced
13.	Atsivuta	27/05/20	Community members were able to reduce school dropout and wake keeping attendance by children in the community
14.	Sewlonu	27/05/20	School dropout and teenage pregnancy has reduced
15.	Logove	28/05/20	Disrespect for elders has reduced. Parents now provide their basic needs during their menstrual period such as pad and soap

2.7.6. Community Re-engagement

One-day re-engagement training was held for twenty (20) each community from 14th to 28th September, 2020. Emphasis was laid on adolescence health issues and risks during the engagements, online safety, child welfare, excessive use of the internet, child labour which was well received by community members. Also, Corona virus awareness, prevention protocols and anti-stigmatization campaigns were also done. Participants included opinion leaders, chiefs, youth and other traditional rulers. In all, a total of one 177 adult men, 218 adult women, 138 boys and 11 girls participated in the trainings. Details of the community participation are presented below:

No.	Community	Adult Male	Adult Female	Boys	Girls
1.	Tublukope	8	6	4	6
2.	Adiditoe	15	20	8	10
3.	Kubakope	7	10	8	12
4.	Kopeyia	12	17	6	10
5.	Kpogedi	8	10	5	6

6.	Gamadzra	7	8	3	6
7.	Yame	10	17	8	12
8.	Agbogbome	14	11	7	9
9.	Dogbekope	8	10	8	10
10.	Dodorkope	10	15	15	10
11.	Afuta	25	27	4	4
12.	Glidzi	20	35	4	6
13.	Wudoaba	12	14	6	8
14.	Kpoglu	20	34	17	10
15.	Adafienu	30	38	15	20
16.	Tetekope	10	20	10	10
17.	Seyimekope	28	51	20	18
18.	Kpanokope	8	10	6	5
19.	Gbleapedo	11	14	6	8
20.	Blekusu	10	12	7	10
	Total	273	379	167	190

2.1. CLIMATE CHANGE AND DISASTER RISK REDUCTION & MANAGEMENT

The Municipal Assembly is divided into thirty-nine (39) disaster zones. These are Flagatime, Teshi Avedzi, Huike Agordome, Agorkpanu, Gbugbla, Avoeme East, Avoeme West, Viepe, Apekotuime, Duta, Akporkploe, Yame, Kpodzi Agbogbome, Viepe Tokor, Akame, Blekusu, Agavedzi, Amutinu, Adina, Adafienu, Hedranawo, Denu, Nogokpo/Ativuta, Logove, Kpedzakope, Ahorkpe, Sonuto/Kumadekope, Dzaglame, Srohume, Nyekornakpoe, Agbozume South, Agbozume North, Lotakor, Kpoglu, Klikor, Dordorkope, Afuta Glidzi, Task Corner and Tagbato. These zones have Disaster Volunteer groups that help in disaster prevention and management which are being managed by sixteen (16) Zonal Directors.

Activities implemented under this programme are broadly group as public education, community engagement and disaster related cases. The following paragraphs detail activities implemented during the quarter.

2.1.1. Public Education and Community Engagement

A number of public education and one-community engagement sessions were held during the quarter. The table below highlights the details of these sessions as well as previous quarters.

Table 2.20: Disaster Public Education and Community Engagement

No	Activity Type	Date	Location	Topics Covered	Facilitators	Participants			Remarks
						Total	Male	Female	
1.	Public Education	Wednesday 15/01/2020	Aletame	Early fire detection and prevention	NADMO director, zonal coordinator Viepe-tokor, Akame and kpodzi agbogbo zones	18	11	7	
2.	Public Education	Wednesday 18/03/2020	Denu Market	Symptoms, preventive measures etc. of Covid-19 Virus	MCE with NADMO director, ISD dir, GPolice service, BNI and staff of GHS	Market women and traders			
3.	Community Engagement	Friday 25/01/2020	Denu-Agbozume Road	-	NADMO director, all zonal coordinators, operations officer, admin officer, accounts officer , 2 NSS persons				All unapproved ramps on the road were removed to

No	Activity Type	Date	Location	Topics Covered	Facilitators	Participants			Remarks
						Total	Male	Female	
									prevent accidents and damage to vehicles.
4.	Public Education	May	Municipal wide	Symptoms, preventive measures etc. of Covid-19 Virus					
5.	Public Education	Friday 21/8/20	Adina, Amutinu	Fire detection and prevention	NADMO Director, Zonal Coord. for Blekusu, Adina, Amutinu	20	13	7	
6.	Public Education	Wednesday 16/9/20	Avoeme	Early fire detection and prevention;	NADMO Director, Operations Officer, Zonal Coord. for Avoeme East & West	20	15	5	
7.	Public Education	Friday 18/9/20	Sukladzi-Agbozume	Windstorm and flooding	NADMO Director, Operations Officer, Zonal Coord. for Agbozume South	13	9	4	
8.	Public Education	Tuesday 22/9/20	Victory FM	Disaster Risk Reduction and role of Disaster Volunteer Groups	Deputy Municipal Director, Administrative Officer	Listening public			
9.	Patrol of borders	Regular	Various Beats, Pillars along the border	COVID-19 Prevention	Officers from NADMO, GIS, BNI, National Security				
10.	Public Education	Wednesday 21/10/20	Denu Zongo	Early fire detection	NADMO Director, Zonal Coord. for Adafienu, Hedranawo, Denu	25	15	10	
11.	Public Education	Thursday 22/10/20	Victory FM	Early fire detection and prevention and role of DVGs	NADMO Dep. Director, Admin. Officer, Accountant	Listening public			
12.	Public Education	Thursday 26/11/20	Klikor	Early fire detection and prevention and role of DVGs	NADMO Director, Admin. Officer, Accountant	19	10	9	

2.1.2. Disaster Related Cases

Office recorded some disaster cases in the quarter. Most of the disasters could not be classified as disasters since their impact were not beyond community recovery.

Table 2.21: Disaster Related Cases

No.	Date	Incident Type	Location	Property Affected	Owner of Property	No. of People Affected						Casualty Involved	
						Total	Male			Female			
							Child ¹¹	Young	Adult	Child	Young ¹²		Adult ¹³
1.	28/12/19	Domestic fire	Hatsukope-Agbikorme, Viepe-Tokor Zone	Personal belongings and other items	Pat Doe	2	1			1			No
2.	2/1/2020	Domestic fire	Kpogedi, Viepe-Tokor Zone	Personal belongings and other items	Suley Isaka	3		2	1				No
3.	25/1/2020	Domestic fire	Gblafedo, Viepe-Tokor Zone	Personal belongings and other items in single storey room	Tokposi Amedor	1							No
4.	25/1/2020	Domestic fire	Lotakor Amevorkorpe, Lotakor Zone	3 rooms destroyed	Mana Amevor	9	1	2	2		1	3	No
5.	25/1/2020	Domestic fire	Lavoekpor-Lotakor, Lotakor Zone	House	Forster Wemegah	6	1	1	1		3	1	No
6.	12/3/2020	Domestic fire	Asorgor, Kpoglu Zone	Personal belongings. Three rooms	Yaovi Sofahu	5	1				1	3	No
7.	3/3/2020	Domestic fire	Agbozume-Afegame, Agbozume South Zone	2 rooms Personal belongings.	Felix Dogbey	4		2	1			1	No
8.	1/5/2020	Domestic fire	Denu Zone	1 household; Personal belongings.	-	7		1	2		3	1	No
9.	16/6/2020	Coastal flooding	Agavedzi, Amutinu Salakope (Amutinu Zone)	35 houses, (43 households), Personal belongings.	-	236		26	82		30	98	No
10.	12/8/20	Domestic fire	Adorteykope (Lotakor Zone)	One household	-	6		2	1		2	1	No
11.	8/9/20	Domestic fire	Klikor-Horme (Klikor Central Zone)	One household	-	5		1	1		2	1	No
12.	13/12/20	Domestic fire	Yelibato (Akame Zone)	One household		5		1	1		1	2	

2.2. GENDER DEVELOPMENT DESK

During the quarter under review, the Desk undertook one major project and participated in stakeholder consultations with the aim to promote gender issues in the Municipality. no specific gender empowerment programme was held. Gender desk officer however participated in a number of meetings and stakeholder engagements.

2.3. CIVIC EDUCATION

The National Commission for Civic Education conducted a number of public sensitizations of the entire citizenry of the Municipality. Details are indicated in table below;

¹¹ Between 1-5yrs

¹² below 18yrs

¹³ Above 18yrs

No.	Programme / Project	Activity	No. of Beneficiaries			Remarks
			Total	Male	Female	
1.	Public education on tolerance / Covid-19 Pandemic	a. Dawn and dusk broadcast using vehicle mounted with public address system to educate the citizenry on the symptoms of Corona Virus	Municipal wide	Municipal wide	Municipal wide	Successfully executed. The people in the community listened to the message and promised to adhere to the President's directives
		b. Community / School on Tolerance / engagement on Covid -19 protocols. This engagement was carried out in schools and communities to sensitize them on the need to tolerate the existence of the virus and how to take precautionary measure their first priority.	1,438	480	958	Protocols were observed but some people don't believe the Corona virus is a reality
		c. Awareness Raising Campaign on Coronavirus (Covid-19) pandemic sensitization on face mask wearing / stigmatization / education on voters registration	-	-	-	Successful. Improvement in adherence to preventive protocols. There was massive turn out for the registration

Source: NCCE, October 2020

2.4. EVALUATIONS CONDUCTED

The DPCU conducted an evaluation of two projects and the 2019 Annual Action Plan to find out whether projects and programmes planned for the year were implemented according to plan. Using the Programme / Project register in the 2019 Annual Progress and various quarterly reports, the MPCU collated data on implementation status of projects and programmes. This helped track progress of implementation of 2019 interventions for informed decision making by all stakeholders. In addition, programme and project implementation reports of departments and agencies in the district were reviewed to obtain the necessary information to complement the data collected from the field. Table 2.20 below gives summary of methodology used, findings and recommendations made to enhance policy, programme and project evaluation in the district.

Table 2.22: Evaluations Conducted

No.	Name of Evaluation	Policy / Programme / Project Involved	Consultants / Resource Persons Involved	Methodology Used	Findings	Recommendations
1.	Environmental & Social Safeguards Assessment	Construction of 1No. 2-Storey 10-Unit Lockable Market Stores, with Ancillary Facilities (2-unit toilets, 2-unit urinals, 1-unit mechanised borehole and 1-unit poly-tank) at Aflao market	MPCU	Primary data collection using DACF RFG screening form was done. MPCU members undertook the desk work	The project did not trigger any adverse environmental / social safeguard issue.	Project implementation could go on as scheduled after MA takes the project through certification.
2.	Environmental & Social Safeguards Assessment	Laying of Pavement Blocks at the Ketu South Municipal Assembly Office Compound.	MPCU	Primary data collection using DACF RFG screening form was done. MPCU members undertook the desk work	The project did not trigger any adverse environmental / social safeguard issue.	Project implementation could go on as schedule after MA tasks the project through certification.
3.	Terminal evaluation	2019 AAP	MPCU	<p>a. The DPCU used the programme / project register to collate data to track progress of programme / project implementation.</p> <p>b. Programme and project implementation reports of departments and agencies were reviewed to obtain the required information.</p>	<p>a. A total of 56 projects and programmes representing 62.2 percent under implementation were on-going</p> <p>b. 7 projects and programmes representing 7.8 percent of total projects and programmes have been completed.</p> <p>c. 27 projects and programmes representing 30.0 percent were not implemented due to financial constraints</p>	<p>a. The Municipal Assembly needs to generate more revenue to finance other projects that do not get the funding needed.</p> <p>b. The district assembly should avoid over-awarding of projects to ensure that available funds are able to complete enough projects.</p> <p>c. In addition, the district assembly should ensure that social protection programmes target deprived communities for which they are intended.</p>
4.	Mid-year evaluation	2020 AAP	MPCU	Review of Departmental progress reports procurement plan updates followed with validation with MPCU members	23No. programmes / projects to be added while 14No. programmes / projects to be taken rescheduled	Plan to be updated in time and disseminated to stakeholders

2.5. PARTICIPATORY MONITORING AND EVALUATIONS CONDUCTED

In order to promote Participatory Monitoring and Evaluation (PM&Es) of projects and programmes in the municipality, a site meeting approach was adopted where the client, service providers and the communities hold project site meetings to discuss way forward of projects under implementation. During the quarter under review, DPCU members, contractors, assembly members and opinion leaders were actively involved in monitoring and deliberations on projects listed in Table 2.21 below. This gave stakeholders the opportunity to ask questions and express their views on issues concerning the implementation of the projects in their communities. Details of the various PM&Es conducted since the beginning of the year are shown in Table 2.27 below.

Table 2.23: PM&Es Conducted

No.	Name of Evaluation	Policy / Programme / Project Involved	Consultants / Resource Persons Involved	Methodology Used	Findings	Recommendations
1.	Local Economy Tracker: Measuring the Resilience of Border Economies Against Shocks	Study of Impact of Corona Virus on Local Economy	Municipal Statistician, GSS	Focus group discussion for institution and 25 selected localities within the Assembly and Interviews for price questionnaires	Reduction in personal, family and corporate income Increase in household expenditure Increase in residential crime, illegal migration, unauthorized entry, thievery	Need to put a recovery programme in place
2.	Focus group discussion	Preparation of Covid-19 recovery plan	MPCU, NDPC	Focus group discussion	Impact of pandemic affected incomes, expenditure, crime and	Need to put a recovery plan in place
3.	Focus group discussion	Preparation of Integrated Assembly Financing Framework	MPCU, NDPC	Focus group discussion	Assemblies need to explore other revenue sources for implementing their plans	Need to prepare a financing framework to source funds that will be used to implement the recovery plan
4.	Project site meetings	Pavement of 1,420m ² Aflao Market (Phase 1).	DPCU Members, Assembly members, Chiefs, Opinion leaders, Contractors	Project site meetings were held at project locations where discussions held on way forward for projects under implementation in the various communities	Projects completed	Satisfactory work done

No.	Name of Evaluation	Policy / Programme / Project Involved	Consultants / Resource Persons Involved	Methodology Used	Findings	Recommendations
		Construction of District Court House at Tokor.	DPCU Members, Assembly members, Chiefs, Opinion leaders, Contractors	Project site meetings were held at project locations where discussions held on way forward for projects under implementation in the various communities	Final inspection done	Contractor to correct defects with plumbing system before taking over.
		Construction and Rehabilitation of CHPS Compound at Agbozume.	DPCU Members, Assembly members, Chiefs, Opinion leaders, Contractors	Project site meetings were held at project locations where discussions held on way forward for projects under implementation in the various communities	Keys handed over to Chiefs and Assembly member for immediate use of the facility	Satisfactory work done
		Construction of 1No. 10-Seater WC Toilet at Wudoaba. 05/11/20	DPCU Members, Assembly members, Chiefs, Opinion leaders, Contractors	Project site meetings were held at project locations where discussions held on way forward for projects under implementation in the various communities	Contractor has finished all works including landscaping and disability ramp save provision of borehole on site.	Contractor to be paid for work done and also drill the borehole for connection to the facility

Source: MPCU Construct, January 2021

CHAPTER THREE: THE WAY FORWARD

3.1. INTRODUCTION

This chapter of the report seeks to establish the key issues / projects and activities that the 2020 Action Plan scheduled to be implemented / addressed which were addressed or implemented or were yet to be addressed. Recommendations are also highlighted.

3.2. KEY ISSUES ADDRESSED AND YET TO BE ADDRESSED

The key issues addressed during the course were addressed as seen in the progress reported above however; some of these issues will be given another set of attention in the following year to consolidate the achievements. These issues are as follows;

- Inadequate access to water services in urban and rural areas.
- Gaps in physical access to quality health care.
- Low awareness of child protection and family welfare laws and policies.
- Ineffective sub-district structures.
- Limited availability and accessibility of economic data.
- Unfavorable socio-cultural environment for gender equality.
- Improper disposal of solid and liquid waste.
- Lack of comprehensive knowledge of HIV and AIDS/STIs, especially among the vulnerable groups.
- Scattered human settlements.
- Inadequate and inequitable access to education for PWDs and people with special needs at all levels.
- Youth unemployment and underemployment among rural and urban youth.

On the other hand, issues yet to be addressed are catalogued below;

- Limited access to credit by SMEs.
- Poor tourism infrastructure and Service.
- Low level of irrigated agriculture.
- Low levels of private sector investment in aquaculture (small-medium scale producers)
- Inadequate funding source for education.
- Inadequate apprenticeship opportunities.
- Potential rise in sea level resulting in wetland flooding.
- Poor quality and inadequate road transport network.
- Poor drainage system
- Congestion and overcrowding in urban areas.

3.3. RECOMMENDATIONS

The flow of funds from Central Government for development projects in the course of the year has been inadequate and irregular. This has resulted in delays in the implementation of projects and programmes earmarked for the year. It is expected that while the government is addressing the problem, the Municipal Assembly will also consider other alternative sources of funding development projects and programmes.

Heads of the Decentralized Departments and Units should also be made aware that timely preparation and submission of Quarterly and Annual Progress Reports partly determine the effectiveness and efficiency of the Assembly in administering the Municipality.

3.4. CONCLUSION

The development of the Municipality largely depends on active participation and engagement of key stakeholders in the implementation of activities in the Annual Action Plan. This will enhance better co-ordination to ensure that activities designed achieve the intended objective.