



HOHOE MUNICIPAL ASSEMBLY



ANNUAL PROGRESS REPORT, 2019

JANUARY-DECEMBER, 2019

PREPARED BY: HHMA MPCU

JANUARY, 2020

Table of Content

List of Tables	iv
List of Figures	iv
LIST OF ACRONYMS	v
Executive Summary	vi
CHAPTER ONE	1
1.0 Introduction.....	1
1.1 Summary of Achievement and Challenges with the Implementation of the MTDP 2018-2021	1
1.1.1 Summary of Achievement	1
1.1.2 Challenges Encountered	4
1.2 Purpose of the Monitoring and Evaluation for the stated period	4
1.2.1 Key Monitoring and Evaluation Objective for the Year	5
1.3 Processes Involved.....	5
1.3.1 Data Collection and Collation	6
1.3.2 Data Analysis and Use.....	6
CHAPTER TWO	7
2.0 Monitoring and Evaluation Activities Report.....	7
2.1 Programme/Project Status for the Annual, 2019.....	7
2.2 Update on Funding Sources and Disbursements.....	58
2.3.1 Development Dimension: Economic Development.....	61
2.3.1 Development Dimension: Social Development.....	62
2.3.3 Development Dimension: Environment, Infrastructure and Human Settlements	65
2.3.4 Development Dimension: Governance, Corruption and Public Accountability	66
2.3.5 District Specific Indicators	67
2.3 Update on Core District Indicators.....	68
Source: MPCU Secretary December, 2019.....	74
2.4 Update on Critical Development and Poverty Issues.....	74
Source: MPCU Secretary December, 2019.....	75
2.5 Update on Evaluations Conducted, their Findings and Recommendations	75
2.6 Participatory Monitoring and Evaluation (PM&E) Undertaken and Their Results	78
CHAPTER THREE	80
3.0 The Way Forward	80
3.1 Key Issues Addressed and those yet to be addressed.....	80

3.1.1	Key Issues Addressed	80
3.1.2	Key Issues yet to be addressed.....	80
3.2	Recommendations	80
3.3	Conclusion	81

List of Tables

Table 1. 1: Details on the 2019 Action Plan Implemented	2
Table 1. 2: Proportion of AAP Implemented.....	3
Table 2. 1: Programs/Project s Status for the Annual, 2019 7	
Table 2. 2: Update on Revenue Sources	58
Table 2. 3: Update on Expenditure	60
Table 2. 4: Update of Core Indicators.....	68
Table 2. 5: Updates on Critical Development and Poverty Issues in 2019.....	74
Table 2. 6: Update on Evaluations conducted, their findings and recommendations.....	76
Table 2. 7: Update on Participatory Monitoring and Evaluation (PM&E) Conducted	79

List of Figures

Figure 1. 1: Details of 2019 AAP Implemented in the Annual	2
Figure 1. 2: Trend of Implementation of 2019 AAP	3
Figure 1. 3: Proportion of overall MTDP Implemented	4

LIST OF ACRONYMS

BECE	Basic Education Certificate Examination
CBOs	Community Based Organizations
CBRDP	Community Based Rural Development Programme
CSO	Civil Society Organization
DACF	District Assembly Common Fund
DM&E	District Monitoring and Evaluation
DMTDP	District Medium-Term Development Plan
GES	Ghana Education Service
GHS	Ghana Health Service
GSGDA	Ghana Shared Growth and Development Agenda
HHMA	Hohoe Municipal Assembly
M&E	Monitoring and Evaluation
MA	Municipality Assembly
MCD	Municipality Coordinating Director
MCE	Municipality Chief Executive
MFO	Municipality Finance Officer
MOFA	Ministry of Food and Agriculture
MPCU	Municipality Planning and Co-ordinating Unit
MPO	Municipality Planning Officer
NDPC	National Development Planning Commission
NGOs	Non- Governmental Organizations
PPO	Physical Planning Officer
PWD	Public Works Department
APR	Annual Progress Report
YEA	Youth Employment Agency

Executive Summary

This Report is the Second in a series of Four Annual Progress Reports on the assessment of progress made in the implementation of programs, projects and activities outlined in the Municipal Medium Term Development Plan 2018-2021. It is a statement of progress made in respect of activities planned to be implemented by the Hohoe Municipal Assembly in its Annual of 2019 Action Plan and in further assessment of progress made towards the achievement of specific objectives outlined in the Municipal Medium Term Development Plan (DMTDP 2018-2021).

The ultimate goal of the Municipal Medium Term Development Plan 2018-2021 was to build a strong foundation for a smooth take-off of Accelerated Economic and Social Development. The policy measures adopted as basis for the conception of programs and projects were those of the National Development Policy Framework 2018-2021 (Agenda for Jobs, Creating Prosperity and Equal Opportunities for all) as informed by the President's Coordinated Program of Economic and Social Development Policies 2017-2024

This Progress Report is prepared from an assessment of status of indicators and targets adopted for monitoring and evaluating the achievements of activities/interventions earmarked for the Annual of 2019 Financial Year as contained in the 2019 Action Plan of the Assembly. It also documents key interventions implemented during the Annual to bring about the desired changes in the indicators.

The report is presented in Three Chapters. Chapter one presents an introduction which entails the summary of achievements and challenges with the implementation of the Municipal Annual Action for the Annual of 2019, the purpose of the M&E activity for the Annual and Processes involved as well as the challenges encountered. Chapter two presents M&E Activity Reports which contains Program/Project Register, Updates on Funding Sources and Disbursements, Updates on Indicators and Targets as well as Updates on Critical Development and Poverty Issues. Also presented here include findings and recommendations on Development Evaluations conducted during the quarter and Findings on Participatory Evaluation conducted. Chapter Three is focused on key issues addressed and those yet to be addressed as well as recommendations for the way forward.

CHAPTER ONE

1.0 Introduction

Annually, the Municipal Assembly commits significant resources to the implementation of programs, projects and activities aimed at improving the living conditions of its people. In order to measure the effectiveness of these development interventions on the lives of the people, a Monitoring and Evaluation arrangements have been designed to track by agreed indicators, the progress of programmes and projects being implemented and ultimately their impact against the planned intentions. This Report is therefore one such Annual arrangement designed to show the link between programme/project Planning and implementation.

This is therefore the Composite Reports on the assessment of progress made in the implementation of programmes outlined in the Municipal Annual Action Plan for 2019 and in further assessment of achievements made in achieving the goal of the Medium Term Development Plan 2018-2021. The ultimate goal of the Medium Term Development Plan 2018-2021 was to build a strong foundation for a smooth take-off of Accelerated Economic and Social Development. To realize this, the Assembly has adopted the Policies and Strategic Objectives of the National Medium Term Development Policy Framework designed to achieve the President's Coordinated Programme of Economic and Social Development Policies. This Development Policy Framework is organized in Development Dimensions including:

1. Economic Development
2. Social Development
3. Environment, Infrastructure and Human Settlements
4. Governance, Corruption and Public Accountability
5. Ghana and the International Community

1.1 Summary of Achievement and Challenges with the Implementation of the MTDP 2018-2021

This presents the summary of achievements gained during the implementation of the Planned Activities as contained in the 2019 Action Plan and its contribution towards the achievement of the Medium Term Development Plan 2018-2021 and the challenges encountered during the plan implementation.

1.1.1 Summary of Achievement

The level implementation of the 2019 Annual Action Plan as at 31st December 2019 was about 92.07%. This is a little lower than the Annual achievement level of 94.4% in 2018 but higher than 2017 achievement level of 65%. The Contribution of this quarter performance to the overall achievement of the Medium Term Development Plan 2018-2021 is 23.02%.

The detailed Annual performance of the 2019 Annual Action Plan in respect of specific programmes, projects and activities implemented under the various Development Dimensions of the National Development Framework –Agenda for Jobs; creating prosperity and equal opportunities for all carried out during the year is presented in the Table 1.1 below.

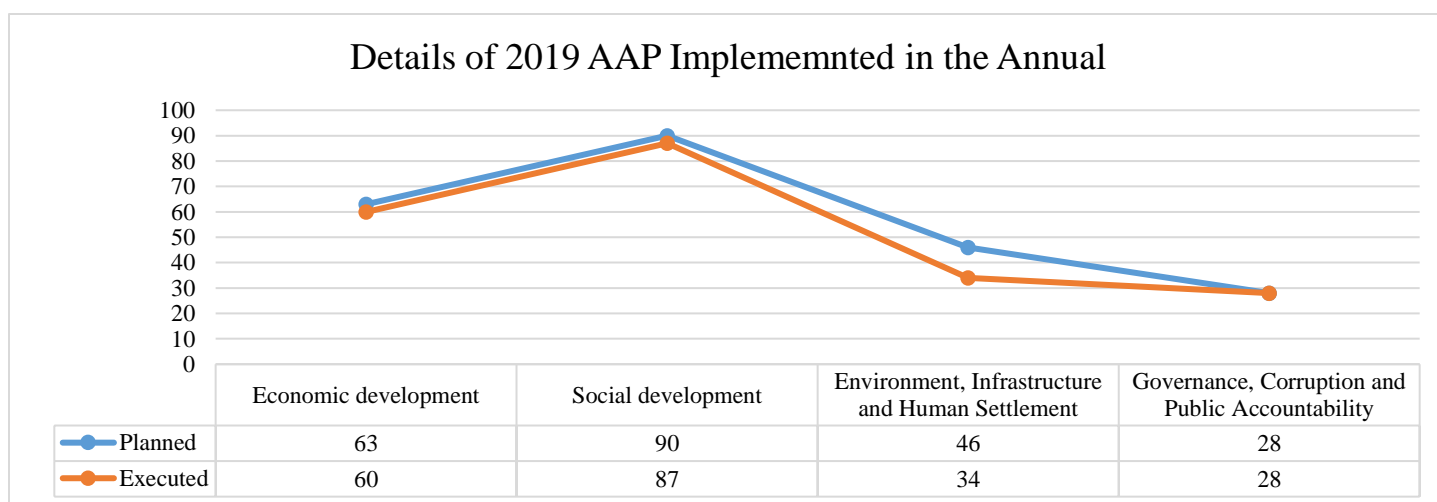
Table 1. 1: Details on the 2019 Action Plan Implemented

S/No.	Development Dimension	2018		2019	
		Plan	Exec	Plan	Exec
1	Economic development	32	29	63	60
2	Social development	93	78	90	87
3	Environment, Infrastructure and Human Settlement	45	33	46	34
4	Governance, Corruption and Public Accountability	31	31	28	28
TOTAL		199	174	227	209

Source: Hohoe Municipal Assembly, MPCU, January, 2020

From Table 1.1 above, a total of 227 program/projects/activities were planned for the year. These included 63 activities under the Economic Dimension, 90 under social, 46 and 28 under the Environment, Infrastructure and Human Settlement and Governance, Corruption and Public Accountability respectively. Majority of the planned activities were under the Social Dimension indicating larger Municipal Social Sector and presence of many actors in that sector. In terms of implementation, 209 activities were initiated and were at various levels of completion. The Governance, Corruption and Public Accountability witnessed the highest number of programs that were implemented and the Environment, Infrastructure and Human Settlement sector witnessed the least initiated activities. The pictorial expression of the above performance is presented in Figure 1.1 below.

Figure 1. 1: Details of 2019 AAP Implemented in the Annual



Source: Hohoe Municipal Assembly, MPCU, January, 2020

The proportion of the 2019 Annual Performance on the level of implementation of the Medium Term Development Plan 2018-2021 was 23.02%. This consisted of the combined proportions of interventions already completed and those that were on-going at the close of 31st December, 2019. This performance was a slightly decrement over the 2018 Annual performance of 23.9%. However, 2019 Annual Performance of 23.02% was considerably higher than 2017 performance level of 16.25%.

The performance of the Annual target of 100% was slightly missed. This was largely due to the fact that the anticipated inflows of funds were not received in the quantum it was as planned leading to inadequate funding for the Assembly to commence some of the planned activities.

Table 1. 2: Proportion of AAP Implemented

Indicator	Baseline 2017	Target 2018	Actual 2018	Target 2019	Actual 2019
Proportion of Annual Action Plan Implemented					
a. Percentage completed	65.0%	82.0%	48.2%	82.0%	66.1%
b. Percentage of on-going interventions	23.4%	18.0%	47.2%	18.0%	26%
c. Percentage of interventions yet to start	11.6%	9.0%	4.6%	0.0%	7.9%
d. Percentage of interventions abandoned	0.0%	0.0%	0.0%	0.0%	0.0%
Total	100.0%	109.0%	100.0%	100.0%	100%
Proportion of overall MTDP implemented	16.3%	25.0%	23.9%	25.0%	23.02%

Source: Hohoe Municipal Assembly, MPCU, January, 2020

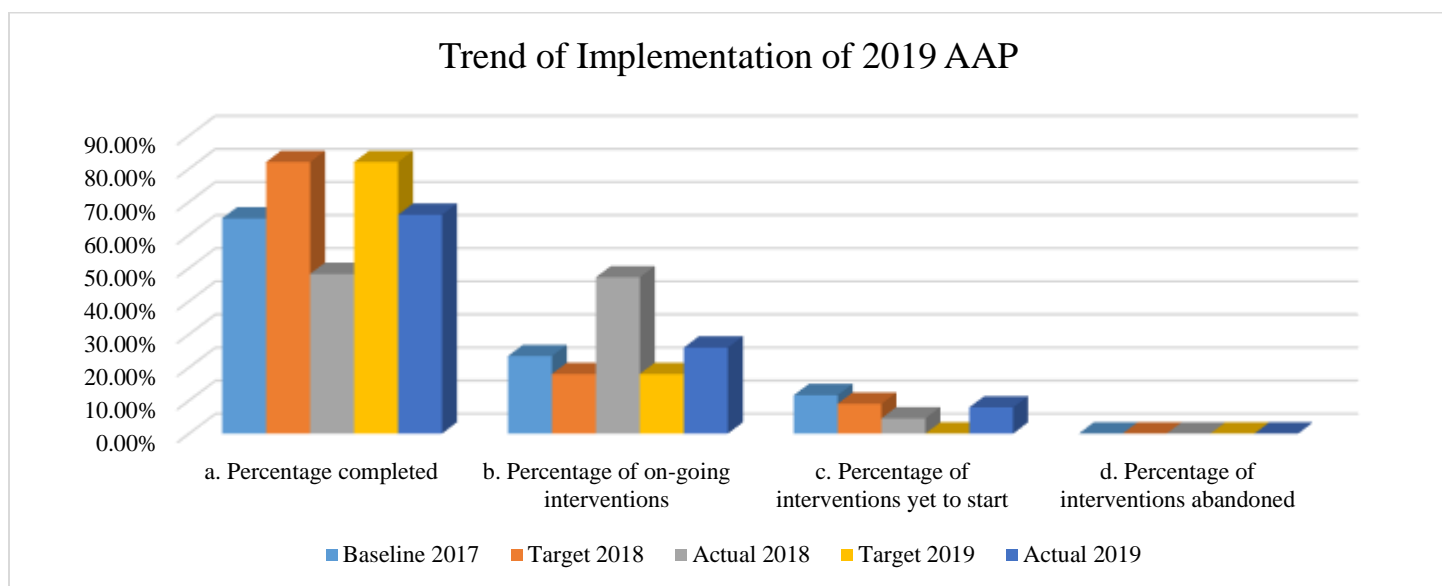


Figure 1. 2: Trend of Implementation of 2019 AAP

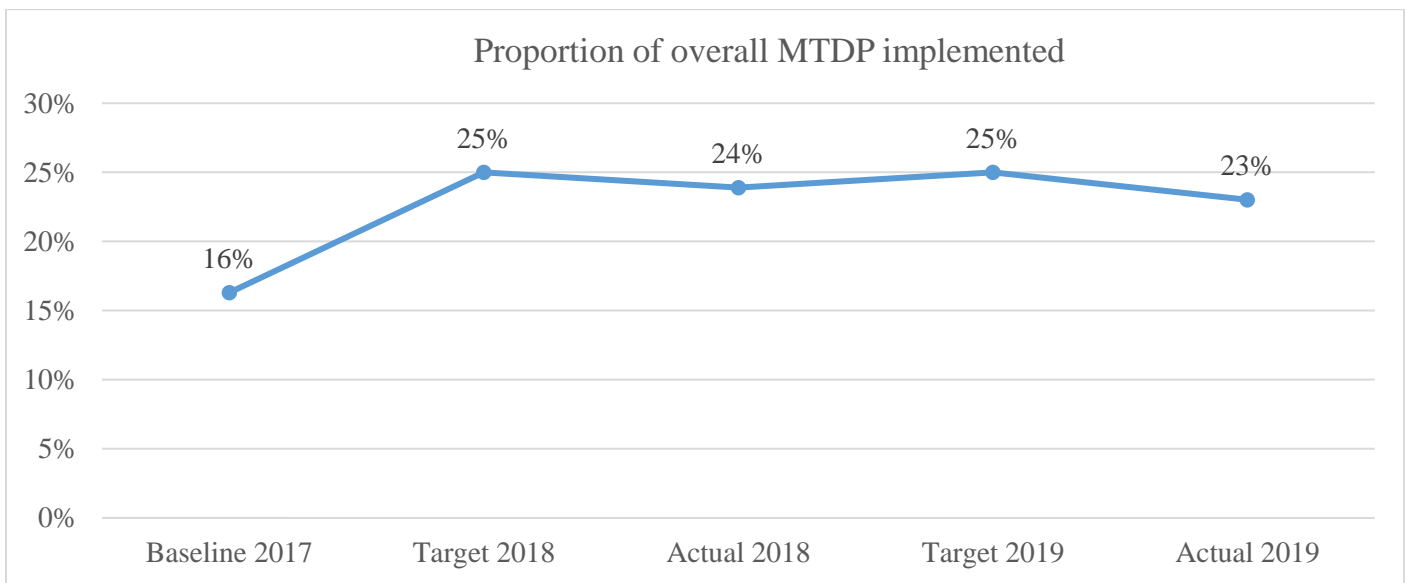


Figure 1. 3: Proportion of overall MTDP Implemented

1.1.2 Challenges Encountered

The following challenges were encountered during the implementation of the Annual Activities of the 2019 Annual Action and also during the conduct of the Monitoring and Evaluation Exercise:

- ✓ Untimely releases of funds to execute projects at their stated time schedule
- ✓ Unexpected deduction of the Municipal Allocated District Assembly Common Fund
- ✓ Lack of dedicated vehicle for Monitoring and Evaluation
- ✓ Delays in compilation and submission of Departmental Progress Reports as inputs into the compilation of the Annual Progress Reports
- ✓ Use of 2019 District Assembly Common Fund by the Central Government to fund priority projects like School Feeding, NaBco, and Planting for Food and Jobs (more than 80% of allocated funds retained at source) was a major challenge.

1.2 Purpose of the Monitoring and Evaluation for the stated period

The basis for conducting Monitoring and Evaluation in the Municipality stems from the fact that services can be continually improved through informed/evidence based decision making. Systematic Monitoring and Evaluation of the Annual Action Plan is required to providing the needed data that informs and shows the extent of progress made towards the achievement of specific program objectives as outlined in the Medium Term Development Plan of the Municipality and the contribution of the yearly progress to the achievement of the broader Medium Term Goal. In sum the Annual Monitoring and Evaluation exercise for 2019 seeks to pursue the following specific objectives:

- ✓ Assess the extent to which specific MTDP targets for the Annual of 2019 were met

- ✓ Assess the extent to which specific activities and project of the 2019 Annual Action Plan for the Annual were implemented
- ✓ Identify achievements, constraints and failures to inform future project design to achieve better impacts
- ✓ Provide information for effective coordination for the Municipal Development at the Regional Level
- ✓ Provide the Municipal Authorities, the Government, Development Partners, Community Project Management Teams and the General Public with better means for learning from past experience.
- ✓ To improve service delivery and influence allocation of resources in the Municipality.

1.2.1 Key Monitoring and Evaluation Objective for the Year

Further to above, the Annual Monitoring and Evaluation was intended to pursue the following key objectives:

1. To collect data on the level of implementation of the planned activities of the 2019 Action Plan for the Annual in order to ensure that the pace of project implementation is in conformity with planned schedules.
2. To monitor the various processes involved in the implementation of planned interventions including the tracking of procurement processes against established rules and procedures, utilization of inputs and other resources to ensure accountability of the use of the scarce resources
3. To evaluate the delivery of key services provided by the Assembly in other to find out if the projects implemented have solved the problems identified among others
4. To communicate the outcome of the Monitoring and Evaluation to the key stakeholders in respect of how the Assembly's plans and budgets are being implemented

1.3 Processes Involved

The Monitoring and Evaluation exercise was preceded by a MPCU meeting to discuss and agree on the focus, tools and expected outcomes of the M&E and to develop an M&E Work Plan and Budget. A working team of the key stakeholders was formed including the following:

1. Municipal Development Planning Officer
2. Municipal Budget Analyst
3. Municipal Engineer
4. Municipal Director of Ghana Health Services
5. Municipal Director of Education
6. Rep. of Civil Society Organization
7. Municipal Statistical Officer

These key stakeholders visited project sites and collected relevant data in order to measure progress of project implementations against planned targets. A report was then given to other stakeholders to inform them about issues identified.

1.3.1 Data Collection and Collation

The MPCU undertook monitoring visits to all projects/programmes sites to collect relevant data on the status of implementation of planned projects and programmes. The basic tool for the field visits were monitoring checklist developed based on the agreed indicators. The monitoring visit was followed by a debriefing of the Municipal Chief Executive on the outcome of the exercise.

There were two (2) levels of monitoring; the first was the sector specific by Sector Departments of their programmes and projects. Joint monitoring by two or more Departments was encouraged in situations where an intervention was cross-cutting in nature. The second level of monitoring was undertaken by the MPCU on the overall Municipality development programmes, projects and activities.

1.3.2 Data Analysis and Use

The MPCU lack the skills in using scientific methods and data analysis software such as Micro-Soft Excel, Scientific Package for Social Scientist (SPSS), etc to analyze and interpret both primary and secondary data collected from the field and other relevant data sources. As such a rather slow manual means was employed to analyze the data. This however did not compromise the quality of the data analyzed.

CHAPTER TWO

2.0 Monitoring and Evaluation Activities Report

This section presents the Program/project register and the implementation status of planned programs and projects in the Annual Action Plan for 2019. It gives the summary of the status of the projects planned for the year in respect of their implementation status from the End of Year Monitoring Activity.

2.1 Programme/Project Status for the Annual, 2019

The program/project status for year is presented in the Program/Project/Activity Register as contained in Table 2.1. The Table presents the total list of Programs or activities as contained in the 2019 Work Plan placed under various Development Dimensions of the National Development Policy Framework and their corresponding locations. Also contained in this register are implementation details including Contractors /Consultants names, contract/activity amounts, funding source, award and completion dates, the expenditure made, the level of implementation among others.

Table 2. 1: Programs/Project s Status for the Annual, 2019

Project detail	Development Dimension	Location	Contractor	Original contract sum	Funding source	Date Award	Date Commencement	Date Expected Completion	Date Actual completion	Payment to date	Stage done	Remarks
Monitor revenue collection for improved revenue to aid investment in LED	Economic Development	Entire Municipality	Finance Department	25,000.00	I.G.F						60	Revenue collection monitored
Procure logistics for revenue collection and monitoring	Economic Development	Central Administration	Finance Department	12,500.00	I.G.F						100	Logistics procured for revenue Unit.

Prepare and implement Revenue Improvement Action Plans	Economic Development	Central Administration	Finance Department	1,000.00	I.G.F					1,000.00	100	2020 RIAP prepared
Implement PPP initiatives to attract new investors to develop assets in the tourism and economic sectors of the Municipality.	Economic Development	Central Administration	Central Administration	250,000.00	GoG/Donor						85	Activity partially implemented
Extend Electricity supply to the Developing Areas of 4 Communities	Economic Development	Kpeme, Blave, Ahado and Abansi	Central Administration	250,000.00	GoG						100	Electricity supply extended to not only urban communities such as Kpeme, Blave, Ahado and Abansi but to other rural communities in the Municipality.
Organise Annual Business Performance Review Meetings	Economic Development	Hohoe	BAC/REP	13,500.00	IGF/Donor						100	Activity implemented. About 250 people business men and women attended the meeting comprising of 174 females and 76 being males.

Train the youth on entrepreneurial skills	Economic Development	Hohoe	BAC/REP	6,000.00	GoG					15,450.00	100	Activity fully implemented. In all 174 youth were trained in various models of business entrepreneurial skills comprising of 88males and 59 for females
Facilitate the acquisition of Start-Up Capital for Entrepreneurs	Economic Development	Hohoe	BAC/REP	13,000.00	GoG/Donor					208,160.00	100	5 males, 2 female benefited from startup kits after graduation
Provide start up tools for trainees	Economic Development	Entire Municipality	BAC/REP	21,666.67	Donor					367,155.26	100	1 female and 19 males were supported with appropriate tools for their business development
Organize youth fora to discuss issues affecting them	Economic Development	Entire Municipality	BAC/REP	21,666.67	Donor						100	Activity implemented by Plan Ghana
Facilitate youth advocacy at municipality level	Economic Development	Entire Municipality	BAC/REP	13,000.00	Donor						100	Activity implemented under the auspices of NCCE

Organize BIAAG	Economic Development	Entire Municipality	Plan Ghana	4,333.33	Donor						100	Activity implemented
Organize AU Day celebration	Economic Development	Entire Municipality	Central Administration	8,666.67	Donor						100	AU Day celebration organised
Organise or participate in trade exhibitions and cultural fares	Economic Development	Hohoe&Ho	BAC/REP	30,000.00	GoG/Donor						100	Activity organised: 2 male, 2 females participated in the trade exhibitions and cultural fares at Accra.
Employ 250 youth under Nation Builders Corp	Economic Development	Entire Municipality	Central Administration	480,000.00	GoG						100	229 Graduates were employed comprising of 139 males and 90 females
Support the full implementation of the rural development policy	Economic Development	Entire Municipality	Central Administration	22,500.00	GoG/Donor						60	Activity partially implemented
Provide needed financial support for the activities of Rural Enterprise Project to promote development in the Municipality	Economic Development	Hohoe	BAC/REP	40,000.00	GoG/Donor						100	Activity fully supported

Support the conduction of Research into the development of climate resilient, high yielding, disease and pest resistant, short duration crop varieties	Economic Development	Hohoe	Agricultural Department	35,000.00	GoG/Donor						70	Activity implementation on-going (under MAG Program)
Lobby for more extension officers	Economic Development	Hohoe	Central Administration	10,000.00	GoG						100	18 staff have received comprising of 15 NaBco staff, 1 veterinary and 2 extension officers. In all 16 are males and 1 female
Procure logistics for extension services	Economic Development	Agric Department	Agricultural Department	10,000.00	GoG						100	18 motorbikes procured under MAG program
Facilitate the Construction/rehabilitation of Warehouses as part of the implementation of "One-Municipality, One Warehouse policy"	Economic Development	Hohoe	Central Administration	60,000.00	GoG						20	Construction of Warehouses in progress

Facilitate the implementation of Planting for Food and Jobs program	Economic Development	Entire Municipality	Agricultural Department	480,000.00	GoG						100	Planting for Food and Jobs program facilitated. About 3270 farmers benefited from the program comprising of 1771 Females and 2099 males.
Facilitate the establishment of Cassava/Poultry/garment/Rice processing factory	Economic Development	Selected communities	Agricultural Department	1,275,000.00	GoG/Donor						20	Rice processing factory selected and implementation process initiated.
Organize stakeholder consultations with key implementing partners	Economic Development	Hohoe	Central Administration	75,000.00	GoG/Donor						100	4No. stakeholder consultation meetings organised.
Support farmers to cultivate selected crops for domestic and industrial purposes.	Economic Development	Hohoe	Agricultural Department	3,500.00	GoG/Donor						100	About 57 Farmers supported comprising of 17 females and 40 males.
Distribute 100 bags (MT) of improved seeds to 700 farmers.	Economic Development	Hohoe	Agricultural Department	61,500.00	GoG/Donor						100	Seed distributed to interested farmers

Supervise 36 demonstrations on proven rice and cassava technologies in 9 operational Areas by 3 DAOs by 2019.	Economic Development	Entire Municipality	Agricultural Department	1,400.00	GoG						65	Activity fully implemented
Embark on pest and disease surveillance in rice and cassava growing communities in the 9 operational areas by 2019.	Economic Development	Entire Municipality	Agricultural Department	1,000.00	GoG						100	Pest and Disease surveillance in rice and cassava growing communities in the 9 operational area conducted
Supervise 13 technical staff to collect data on rice and cassava production in all enumeration areas by 3 DAOs by 2019	Economic Development	Entire Municipality	Agricultural Department	2,600.00	GoG						100	Activity fully implemented
Undertake field extension services using smart phones by 13 technical staff.	Economic Development	Entire Municipality	Agricultural Department	5,800.00	GoG						60	Activity partially implemented
Identify and train 36 processors and marketers in standardization, packaging and branding by 2019	Economic Development	Entire Municipality	Agricultural Department	2,400.00	GoG						70	Activity partially implemented
Facilitate Farmers, Processers and Marketers of 9 operational Areas access to market by 2019	Economic Development	Entire Municipality	Agricultural Department	900.00	GoG						55	Farmers, Processers and Marketers facilitated to access market

Promote Aggregator-Out grower concept in 9 Operational areas by 2019	Economic Development	Entire Municipality	Agricultural Department	1,300.00	GoG						100	Aggregator -Out grower concept in 9 Operational promoted.
Facilitate the establishment of a rice and cassava value chain Platform in the Municipality by 2019	Economic Development	Entire Municipality	BAC/REP	1,300.00	GoG						100	Activity implemented facilitated by German Association of Rural women.
Supervise 2 market enumerators to collect market data in the municipality by 2019	Economic Development	Entire Municipality	Agricultural Department	600.00	GoG						100	Activity Accomplished
Facilitate secondary multiplication of 1/2 half improved cassava planting materials in each operational area for distribution to farmers by 2019.	Economic Development	Entire Municipality	Agricultural Department	1,100.00	GoG						100	Activity fully implemented. In all, about 97 farmers received improved cassava planting materials comprising 17 females and 80 males.
3 DAOs supervise improved cassava varieties to be introduced to farmers through 8 demonstrations/ operational Areas by 2019	Economic Development	Entire Municipality	Agricultural Department	700.00	GoG						72	Activity fully implemented.

Build capacity of 45 Cassava Processors in each operational Area on processing of cassava into different products by 2019.	Economic Development	Entire Municipality	BAC/REP	2,000.00	GoG							Activity not implemented due to lack of funds.
Facilitate and supervise the establishment of 5 acre woodlot per Processor Based Organization per operational area by 2019.	Economic Development	Selected areas	Agricultural Department	7,600.00	GoG						100	Activity implemented under the program of Youth in Forestry
Supervise and demonstrate the construction of 1 smokeless stove per Processor Based Organization per operational area by 2019	Economic Development	Selected areas	Agricultural Department	750.00	GoG						5	Activity implementation ongoing
Demonstrate the use improved technology (Solar Dryers) for drying of cassava peels for livestock feeding by 2019	Economic Development	Entire Municipality	Agricultural Department	1,300.00	GoG							Activity not implemented
Train 10 AEAs, and 3 DAOs in the use of affordable local housing units for livestock and rural poultry farmers in each operational area by 2019	Economic Development	Hohoe	Agricultural Department	1,500.00	GoG						10	Implementation of activity ongoing

Train 13 extension and 2 veterinnary technical staff and 50 livestock farmers in the preparation of agro by- products (cassava peels, groundnut leaves, Leguminous leaves, rice husk and bran, orange pulp,etc.) to feed animals by 2019	Economic Development	Hohoe	Agricultural Department	3,500.00	GoG						15	Implement ation of activity on-going
Facilitate poultry farmers' access to vaccines, drugs and feed in the municipality by 2019.	Economic Development	Entire Municipality	Agricultural Department	800.00	GoG						48	poultry farmers' access to vaccines, drugs and feed facilitated
Facilitate and supervise the formation of poultry & livestock farmer groups in the Municipality by 2019	Economic Development	Entire Municipality	Agricultural Department	1,100.00	GoG						100	Activity implemente d
Conduct contact tracing of diseases diagnosed at the slaughter house and on poultry farms in the municipality by 2019.	Economic Development	Entire Municipality	Agricultural Department	700.00	GoG						60	On-going
Facilitate public education on zoonotic diseases in the field and that diagnosed at the slaughter house in the municipality.	Economic Development	Entire Municipality	Agricultural Department	1,400.00	GoG						45	On-going

Train 11 Technical staff and 50 food vendors across the Municipality on safe handling of meat and meat products by 2019.	Economic Development	Hohoe	Agricultural Department	3,400.00	GoG						10	Activity conducted
Demonstrate to 13 extension and 2 veterinary technical staff & 50 Processors the various preservation methods for livestock and local poultry products	Economic Development	Hohoe	Agricultural Department	3,800.00	GoG						25	On-going
Facilitate the establishment of livestock and poultry value chain in the municipality	Economic Development	Entire Municipality	BAC/REP	950.00	GoG						30	Activity implementation on-going
Organize 1 Municipal and 4 Zonal RELC planning Sessions by 2019	Economic Development	Hohoe	Agricultural Department	4,750.00	GoG						100	Activity Accomplished
Organize 12 Monthly Technical Review Meeting for Municipality's staff and M/DDAs by 2019	Economic Development	Hohoe	Agricultural Department	6,000.00	GoG						100	Activity accomplished
Supervise activities of 3 MAOs by MDA, MCD and other MDA unit heads	Economic Development	Entire Municipality	Agricultural Department	600.00	GoG						68	of 3 MAOs by MDA, MCD and other MDA unit heads supervised
Supervise activities of 10 AEAs by 3 MAOs by 2019	Economic Development	Entire Municipality	Agricultural Department	800.00	GoG						65	10 AEAs and 3 MAOs Supervised

Embark on field and home visits by 13 technical staff	Economic Development	Entire Municipality	Agricultural Department	1,850.00	GoG						80	Activity completed
Provision for operation and maintenance costs for Agric Department	Economic Development	Agric Department	Agricultural Department	13,200.00	GoG						75	Partially provided
Provision for utility and office stationeries for Agric Department	Economic Development	Agric Department	Agricultural Department	6,500.00	GoG						75	Partially provided
Build capacity of 13 technical staff on steps in rice and cassava production	Economic Development	Entire Municipality	Agricultural Department	3,500.00	GoG/Donor						100	Accomplished
Provide appropriate training and undertake necessary reforms in order to Strengthen the management system of existing Tourism sites in the Municipality	Economic Development	Hohoe	Central Administration	9,000.00	GoG/Donor						20	Activity partially implemented
Facilitate PPP arrangements to develop the needed guest houses, restaurants, creation of recreational parks and other facilities required to promote tourism development in the Municipality	Economic Development	Hohoe	Central Administration	19,500.00	GoG/Donor							Activity not implemented

Integrate recommendations of the Tourism Development Sub-Committee and Reports of the Management of each of the Existing Tourism Sites into the Annual Action Plans of the Assembly and Monitor the operations of the sites Quarterly	Economic Development	Hohoe	Central Administration	15,000.00	GoG/Donor						50	Tourism Development Sub-Committee and Reports of the Management of each of the Existing Tourism Sites integrated into AAP
Completion of 1No. 2-Storey Art Centre at Hohoe	Economic Development	Hohoe	Hab-Amenyo, Ent. Ltd	803,374.40	DACF	28-Dec-14	06-Jan-15	06-Jan-16		723,495.00	96	The 2-Storey Art Centre when completed will house about 6 8 different department and Units
Facilitate the acquisition and distribution of Additional TLMs for the increasing numbers in the SHS	Social Development	Entire Municipality	Department of Ghana Education Service	62,500.00	GoG						100	Activity fully implemented
Provide financial support to all boys and girls with Special Needs	Social Development	Entire Municipality	Department of Ghana Education Service	50,000.00	GoG						100	Fees and other financial support provided to students of Gbi Special School comprising 23 girls and 18 boys

Provide adequate resources for the effective administration of Special Schools in the Municipality	Social Development	Gbi Special & Volta school for the deaf	Department of Ghana Education Service	28,000.00	GoG/Donor						60	The administration of Special Schools partially supported
Conduct SPAM	Social Development	Entire Municipality	Department of Ghana Education Service	25,133.33	Donor						100	Activity conducted
To carry out community sensitization to increase girls retention in school	Social Development	Entire Municipality	Department of Ghana Education Service	21,450.00	Donor						100	Community sensitization to increase girls retention in school conducted by GES/PLAN GHANA
Organize seminars for core subject teachers	Social Development	Entire Municipality	Department of Ghana Education Service	13,866.67	Donor						100	Activity conducted.
Fuel for CS monitoring of schools and teachers' performance	Social Development	Entire Municipality	Department of Ghana Education Service	2,166.67	Donor						100	Activity fully supported by HHMA and Energy Minister
Form and develop ten football teams	Social Development	Entire Municipality	Department of Ghana Education Service	2,166.67	Donor						100	Football teams formed and matches organised form by Energy Minister.

Provide Financial Support to Students learning Science, Technology, Engineering and Mathematics (STEM) and ICT education in basic and secondary levels of education	Social Development	Entire Municipality	Department of Ghana Education Service	20,500.00	GoG/Donor						100	About 45 students in various field were given scholarship comprising of 22 Males and 23 females
Organize periodic professional training programs to support the continuous upgrading of Teachers in the Municipality	Social Development	Hohoe	Department of Ghana Education Service	45,000.00	GoG/Donor						100	Training conducted
Provide support for best teacher/worker award scheme	Social Development	Hohoe	Department of Ghana Education Service	10,000.00	GoG, IGF and Donor						10	Process initiated
Organise Annual Orientation Programs for Newly Trained Teachers	Social Development	Hohoe	Department of Ghana Education Service	10,000.00	GoG						100	Activity implemented. About 43 females and 57 males participated
Provide logistics for the effective supervision of Teachers in all schools in the Municipality and for the successful conduct of BECE Examination Annually	Social Development	Entire Municipality	Department of Ghana Education Service	35,000.00	GoG/Donor						100	logistics fully provided
Provide needed funds to support my first day at school program	Social Development	Entire Municipality	Department of Ghana Education Service	1,250.00	I.G.F						100	Activity implemented

Provide the needed funds to support malaria prevention activities	Social Development	Entire Municipality	Department of Ghana Health Service	17,000.00	GoG						100	Activity fully supported
Facilitate the upgrading of Likpe-Bakwa Poly Clinic to the Status of a Municipality Hospital	Social Development	Likpe-Bakwa	Department of Ghana Health Service	1,000.00	GoG/Donor						10	Processes initiated for upgrading of Likpe-Bakwa Poly Clinic to the Municipality Hospital Status
Facilitate the upgrading of Hohoe Municipal Hospital to the Status of Regional Hospital	Social Development	Hohoe	Department of Ghana Health Service	16,750.00	GoG/Donor						80	Activity initiated and in-progress
Facilitate the acquisition of the needed logistics and staff for an effective delivery of health services in the Municipality	Social Development	Entire Municipality	Department of Ghana Health Service	42,000.00	GoG/Donor						100	Logistics procured and distributed to three facilities and currently two are in use
Sensitize the Public on the need to register with the National Health Insurance Scheme and how the scheme operates and provide logistics for its efficient operation	Social Development	Entire Municipality	Department of Ghana Health Service	10,000.00	GoG						100	Sensitization and registration carried out. 96,403 were with Valid cards comprising of 41,453 males and 54,950 females

Hold regular Health Management Teams meetings to deliberate on effective delivery of health services and take prompt actions on the outcomes of the various meetings	Social Development	Hohoe	Department of Ghana Health Service	7,500.00	GoG/Donor						100	All quarterly meetings held
Provide the needed logistical and financial support to ensure the effective functioning of the Municipality Health Management Information System	Social Development	Entire Municipality	Department of Ghana Health Service	10,000.00	GoG						50	activity partially supported
Form and train functional adolescents' reproductive health clubs	Social Development	Entire Municipality	Department of Ghana Health Service	4,410.90	Donor						40	Activity partially implemented
Support adolescent reproductive clubs implement activities	Social Development	Entire Municipality	Department of Ghana Health Service	1,950.00	Donor						100	Activity supported
Monitor and Evaluate the Effective Delivery of Health Service Delivery Quarterly	Social Development	Entire Municipality	Department of Ghana Health Service	12,500.00	GoG/Donor						100	Activity implemented
Conduct counseling and testing session for HIV and AIDS in the communities	Social Development	Entire Municipality	Department of Ghana Health Service	9,000.00	GoG/Donor						100	Counseling and testing session in the communities conducted

Organise public sensitization programme to further educate the public on the dangers associated with stigmatization of infected and affected persons	Social Development	Entire Municipality	Department of Ghana Health Service	11,250.00	GoG/Donor						100	activity organized
Identify people living risky lifestyles in the Municipality and devise improved ways of sensitizing them to make them conscious of the effect of their behaviours and how to continue to live healthy lives	Social Development	Entire Municipality	Department of Ghana Health Service	5,000.00	GoG						25	Identification and Sensitization process on-going
Support the regular meeting of Municipal AIDS Committee and integrate issues of TB and Sexual reproductive health in the agenda of the meetings	Social Development	Hohoe	Department of Ghana Health Service	7,500.00	GoG/Donor						100	Municipal AIDS Committee quarter meetings conducted
Support the Municipal Health Directorate to effectively implement the elimination of the Mother to Child Transmission of HIV program	Social Development	Entire Municipality	Department of Ghana Health Service	12,000.00	GoG/Donor						60	Activity partially supported

Facilitate the acquisition, conveyance, storage and distribution of Antiretroviral drugs	Social Development	Entire Municipality	Department of Ghana Health Service	18,000.00	GoG/Donor						100	Activity supported
Support the Municipal Directorate to undertake Food and Nutrition Programme that increase access to Malnutrition prevention, detection and management	Social Development	Entire Municipality	Department of Ghana Health Service	6,500.00	GoG/Donor						100	Activity implemented
Organise targeted public education programmes at Health Facilities to sensitize mothers and the public on how to reduce malnutrition among children and adults	Social Development	Entire Municipality	Department of Ghana Health Service	8,000.00	GoG						100	Education programmes to sensitize mothers and the public on how to reduce malnutrition among children and adults conducted.
Support for the daily family planning activities being carried out at all the Health Facilities	Social Development	Entire Municipality	Department of Ghana Health Service	5,000.00	GoG						100	Activity supported
Conduct home visits to educate households on behaviours and practices that will lead to improved adolescent and reproductive health	Social Development	Entire Municipality	Department of Ghana Health Service	11,000.00	GoG/Donor						100	Activity fully conducted

Organise Health education Programmes for girls in school on adolescent reproductive health	Social Development	Entire Municipality	Department of Ghana Health Service	6,000.00	GoG						100	Activity implemented by Plan Ghana
Procure Seedlings and Plat trees along the Dayi River and its tributaries	Social Development	Entire Municipality	Agricultural Department	16,000.00	GoG/Donor						100	Activity implemented under Youth in Afforestation program
Form and train Water and Sanitation Management Teams and Committees and enforce the 'pay as you fetch policy for all community water facilities in the Municipality	Social Development	Entire Municipality	Central Administration	42,000.00	GoG/Donor							Activity not conducted
Provision of Solar Powered Boreholes	Social Development	Akpafu Sopkpo, Fodome Agbesia and Likpe Alavanyo	Central Administration	200,000.00	GoG						60	Activity implementation on-going
Prepare or Update Municipal Water and Sanitation Strategic Plan	Social Development	Hohoe	Municipal Environmental Health Unit	13,420.00	GoG/Donor						100	Municipal Water and Sanitation Strategic Plan updated.
Provision for the Implementation the "Water for All" Program in line with SDG 6	Social Development	Entire Municipality	Central Administration	75,000.00	GoG/Donor						50	project implementation on-going

Enter into partnership with Private Investors to implement the Hohoe Waste to Energy Project at Gbi-Wegbe	Social Development	Gbi-Wegbe	Central Administration	25,000.00	GoG						5	project abandoned by investing partners.
Procure 4No. Motorcycles and provide fuel and lubricants for effective monitoring and periodic evaluation of Environmental Sanitation Plan	Social Development	Entire Municipality	Municipal Environmental Health Unit	11,000.00	GoG/Donor	17-Jan-19	12-Mar-19	04-Apr-19	15-May-19	11,000.00	100	4No. Motorcycles and provision for fuel and lubricants for effective monitoring and periodic evaluation of Environmental Sanitation Plan procured.
Procure sanitary tools for Municipal Environmental Health Unit	Social Development	Hohoe	Municipal Environmental Health Unit	20,000.00	GoG						100	Sanitary tools for Municipal Environmental Health Unit have been procured and used
Provide refuse containers for the collection of plastic waste as inputs into the 'waste to Energy Project' in the Municipality	Social Development	Entire Municipality	Municipal Environmental Health Unit	53,000.00	GoG/Donor						100	80 number refuse dust beans procured by Zoomlion Company and amount deducted at source by

												Common Fund Administrator
Organise Public Education Campaigns on Solid Waste Management Quarterly	Social Development	Entire Municipality	Municipal Environmental Health Unit	4,000.00	GoG/Donor		27-Jan-19	31-Dec-19			100	Activity fully implemented
Train Artisans on the design and construction of disability-friendly and gender-friendly sanitation facilities	Social Development	Hohoe	Central Administration	26,000.00	GoG/Donor							Activity not conducted due to lack of funds.
Update Municipal Sanitation Bye-laws to incorporate emerging issues in sanitation management	Social Development	Entire Municipality	Municipal Environmental Health Unit	6,000.00	GoG	15-Jan-19	20-Feb-19	28-Jun-19		11,000.00	100	Municipal Sanitation Bye-laws updated and gazzeted
Construction of Institutional 4No. Toilets	Social Development	Hepps, Akpafu Sectech and Afadzato Sectech	Municipal Environmental Health Unit	450,000.00	GoG						70	Construction is on-going at all sites. The projects are funded through Ministry of Special Initiative

Implement CLTS in all Communities (34)	Social Development	Entire Municipality	Municipal Environmental Health Unit	148,000.00	GoG, IGF and Donor	08-Jan-19	19-Feb-19	26-Dec-19		11,234.00	90	4 out of 6 communities are currently certified as ODF and the rest at 70% completed. Also, 5 communities were enrolled into ODF to Sanitized Communities and is about 90% completed
Temporally continue partnership with the Waste Land Fill Company to manage the Final Disposal Site	Social Development	Gbi-Wegbe	Municipal Environmental Health Unit	200,000.00	GoG	13-Feb-15	13-Apr-15			120,000.00	100	Activity fully implemented
Provide the logistical and technical support required to continue the effective implementation and scaling up of the LEAP Program to the rest of the communities not currently covered and ensure that all female single parents are enrolled	Social Development	Entire Municipality	Community Development and Social Welfare	30,000.00	GoG/Donor						100	Activity fully implemented. 1167 people benefited from the program

Organize training programme for Heads of Departments and Units on how to mainstream Child Protection Interventions into their Action Plans and how to Monitor and Evaluate the Outcomes of these Interventions	Social Development	Hohoe	Community Development and Social Welfare	31,000.00	GoG/Donor						100	Training conducted
Facilitate the effective implementation of the School Feeding Program	Social Development	Entire Municipality	Central Administration	960,000.00	GoG						100	Program implementation supported with 7,864 pupils being beneficiaries.
Provide financial and logistical support for easy access & effective utilisation of the Capitation Grant for effective education service delivery	Social Development	Entire Municipality	Department of Ghana Education Service	3,000.00	GoG						100	Activity fully implemented with about 26,781.00 pupils being beneficiaries.
Provide Administrative Directives, Logistics and Financial support to facilitate the inclusion of boys and girls with special needs in the normal schooling system	Social Development	Entire Municipality	Community Development and Social Welfare	10,000.00	GoG						100	Activity implemented. 2 boys and 1 girl were integrated into normal schooling system.

Provide funds to support the procurement and facilitate the distribution of Educational Materials meant for the effective education of the orphans, vulnerable children and children with special needs	Social Development	Entire Municipality	Community Development and Social Welfare	15,000.00	GoG/Donor						100	Activity fully supported
Provide the required logistics and secretarial services for the implementation of the Municipality Integrated social services programme for children, families and vulnerable adults	Social Development	Entire Municipality	Community Development and Social Welfare	2,500.00	GoG						80	Activity partially supported
Educate/ sensitize communities on gender equality and transformation issues	Social Development	Entire Municipality	Community Development and Social Welfare	6,500.00	Donor						100	Activity fully conducted
Reorganize the CCPCs and DCPC to function effectively	Social Development	Entire Municipality	Community Development and Social Welfare	13,000.00	Donor						100	CCPCs and DCPC formed comprising of 13 males and 2 females as members
Establish and maintain a Child Abuse Helpline (a toll – free number) for communities to report abuse cases	Social Development	Entire Municipality	Community Development and Social Welfare	31,416.67	Donor						100	Training conducted for SWCDOs and national

												help line established
Advocate for government institutions responsible for child protection	Social Development	Entire Municipality	Community Development and Social Welfare	4,333.33	Donor						100	Activity conducted through radio programs and community sensitizations.
Procure the needed logistics and funds for the effective functioning of Child Panel and family courts including all related issues	Social Development	Hohoe	Community Development and Social Welfare	5,000.00	GoG						100	Needed logistics procured and 37 cases were recorded and handled
Provide the needed logistics for the monitoring of child labour and child abuse cases and facilitate the successful prosecution of offenders	Social Development	Entire Municipality	Community Development and Social Welfare	3,000.00	GoG						100	Logistics provided
Develop Internal Staff Recruitment and Appointments Policy that will ensure that 60% of all Employed Staff /Appointments in the Assembly Female	Social Development	Hohoe	Community Development and Social Welfare	12,000.00	GoG, IGF and Donor						5	Measures to ensure that 60% of all Employed Staff /Appointments in the Assembly Female initiated

Undertake Annual Public Sensitisation program to Educate women and support them to actively participate in political activities and to take leadership roles in the communities and in politics	Social Development	Entire Municipality	Community Development and Social Welfare	32,000.00	GoG, IGF and Donor						100	Activity conducted
Train Heads of Departments and Units on Gender Responsive Planning and Budgeting	Social Development	Hohoe	Community Development and Social Welfare	3,000.00	GoG/Donor						100	Activity conducted. 3 Officers were trained by GIZ comprising 2 males and 1 female
Conduct a survey to identify the volume of household chores assigned to boys and girls and their implications for educational attainment and economic and social development and implement the recommendations	Social Development	Entire Municipality	Community Development and Social Welfare	15,000.00	GoG/Donor						100	Activity undertaken by O. Africa in partnership with department of Children
Coordinate the disbursement of poverty alleviation funds to ensure that 30% of the amount are received by women for enterprise development	Social Development	Entire Municipality	Community Development and Social Welfare	250.00	GoG						100	Disbursement of poverty alleviation funds to 30% of women for enterprise development conducted

												through the support of Disability Fund and NBSSI program
Engage or monitor the operation of CSO,RHC and children in their care	Social Development	Entire Municipality	Community Development and Social Welfare	2,500.00	GoG						100	CSO,RHC and children in their care were all monitored
Organise monthly radio programmes to educate the public and create their awareness against stigma, abuse, discrimination, and harassment of the vulnerable	Social Development	Entire Municipality	Community Development and Social Welfare	1,000.00	GoG	15-Jan-19	14-Feb-19	30-Dec-19			100	Activity conducted
Sponsor the periodic meetings of the Disability Fund Management Committee to disburse the 3% DACF allocation to the PWDs	Social Development	Hohoe	Community Development and Social Welfare	4,000.00	GoG						100	Activity supported
Train PWDs who are out of School in ICT, Artisanal Skills and other employable areas in order for them to contribute to National Development	Social Development	Hohoe	Community Development and Social Welfare	8,000.00	GoG						100	Activity conducted through provision of financial support and start-up capital to PWDs who

												are out of School. In all 12 females and 4 males were trained on artisanal skills
Provide funds to support interested PWDs stand for elections and facilitate the appointment of PWDs to the General Assembly as Government Appointee	Social Development	Entire Municipality	Community Development and Social Welfare	5,000.00	GoG							No interested PWDs stand for elections in 2019.
Construct Disability Accesses and facilities to all Public Buildings and ensure that all new private properties for commercial purposes are designed with the required facilities and accesses for the PWDs	Social Development	Entire Municipality	Works Department	75,000.00	GoG						100	All Public Buildings constructed were provided with Disability Accesses and facilities.
Set aside 10% of the PWDs Funds to support the continuous education of PWDs	Social Development	Entire Municipality	Community Development and Social Welfare	1,000.00	GoG						100	Funds to support the continuous education of PWDs provided

Organise public education campaigns in order to sensitize the public on the need to recognize PWDs as an important interest group and to facilitate their active participation in any public or community meetings for the development of the communities	Social Development	Entire Municipality	Community Development and Social Welfare	6,000.00	GoG						100	Activity conducted
Train the MPCU members and Procurement Officer on the requirements of the Local Content and Participation Laws and ensure their applications in all contracts of the Assembly	Social Development	Hohoe	Central Administration	25,790.00	GoG						100	Activity conducted under Ghana Secondary Cities Support Program
Conduct Annual Staff Performance Appraisals	Social Development	Hohoe	Central Administration	2,500.00	GoG						100	Activity conducted
Construction and Completion of 1No 3-Unit classroom, office, store and Staff common room	Social Development	Akpafu Odomi	Bumecon Inverst. Ltd	360,824.00	DACF	19-Sep-15	19-Sep-15	16-Mar-16	28-Dec-18	339,849.10	100	Project completed and hand over and currently in use. 147 Students made up of 79 males and 68 females are benefiting from the facility.

Construction of 1 No 6-Unit classroom block with Ancillary Facilities	Social Development	Gbi-Wegbe	Booth Side Co. Ltd	386,903.00	DACF		19-Sep-16		17-Feb-22	386,903.00	100	Project completed and in use. The facility serves 287 pupils made up of 146 females 124 males
Construction of CHPS Compound,Drilling & Mechanisation of 1No. Borehole, Polytank stand with Rambo 850 1No Vault chamber Toilet	Social Development	Gbi Akplamafu	Salia European V.	393,883.00	DACF	08-Mar-15	19-Sep-15	19-Sep-15	14-Mar-18	393,883.00	100	Project completed and in use
Procurement of Furniture and Logistics for Operating Lizing 3No. CHPS Compounds	Social Development	Gbi Akplamafu	Bosatsu Company Ltd	135,189.00	DDF	10-Aug-18	17-Aug-18	17-Sep-18	09-Mar-18	135,189.00	100	Furniture and Logistics for Operational izing 3No. CHPS Compound s procured and distributed and currently 2 out of the 3no. facilities are in operation. One facility yet to be completed.

Extension of Electricity to CHPS Compound	Social Development	Gbi Kodzofe	HHMA direct labour	42,753.00	DDF	10-Aug-18	09-Apr-18	10-May-18	10-Feb-18	42,753.00	100	Electricity has been extended to the CHPS Compound pending connectivity by ECG.
Supply of 450No. Mono-Desk Furniture for Hohoe EP SHS, St. Marry's SHS, Akpafu Sec Tech. SHS, Afadzato SHS, Likpe SHS, Alavanyo SHS, Alavanyo Voc. School, Gbi Kpoeta JHS, and Likpe Bakwa JHS	Social Development	Hohoe, Lolobi Akpafu, Gbledi, Likpe Mate, etc.	Sam-Ans Ent	99,000.00	DDF	11-Dec-14	18-Dec-14		15-Jun-19	99,000.00	100	The furniture have been procured and distributed to all beneficiaries schools and are currently in use.
Construction of 1No. Store 6 units classroom block with other ancillary facilities	Social Development	Hohoe Adabraka & Zongo	M/S Kwatandi Company Limited	653,996.92	DACF	04-Jun-18	12-Apr-18	10-Jan-19		371,791.09	58	work is progressing with about 9 work force comprising of 2 females and 7 males.
Construction of 1No.CHPS Compound,4 Unit WC toilet and Urinal and Extension of Electricity supply to the facility	Social Development	Likpe Koforidua	AL-Samshak Enterprise	207,415.00	DDF	01-Oct-18	11-Oct-18	13-Dec-19		151,615.00	70	Project is progressing steadily

Drilling and Mechanization of Boreholes and provision of 3No. Polytank stands with 3No. Rambo 850 polytanks	Social Development	Likpe Koforidua, Alavanyo Dzogbedze & Akpafu Odomi	Bizgeo Company Ltd	103,795.00	DDF	10-Aug-18	10-Aug-18	20-Mar-19		90,695.00	100	Drilling and Mechanization of Boreholes and provision of 3No. Polytank stands with 3No. Rambo 850 polytanks completed and are used currently.
Completions of 10No. polytank stands and provision of Rambo 850 polytanks	Social Development	Lolobi Ashiambi	Sam-Ans Ent	36,000.00	DDF	14-Jan-15	19-Jan-15	19-Mar-15	28-Sep-18	36,000.00	100	Completions of 10No. polytank stands and provision of Rambo 850 polytanks completed and currently in use.
Provide financial and logistical support to augment the efforts of the Forestry Commission to protect the degradation of Odomi River Forest Reserve and Togo Plateau Forest Reserves in the Municipality	Environment, Infrastructure and Human Settlements	Akpafu Odomi	Agricultural Department	11,000.00	GoG						100	Activity partially implemented through youth in Afforestation program.

Monitor the operation of timber logging companies to ensure that they plant and nurture two plants to replace every tree cut	Environment, Infrastructure and Human Settlements	Entire Municipality	NADMO	1,300.00	GoG						40	Activity partially implemented
Provide logistic for the operations of the 13 Disaster Volunteer Groups	Environment, Infrastructure and Human Settlements	Entire Municipality	NADMO	10,000.00	GoG/Donor						40	397 volunteers were trained and supported with logistics comprising of 132 females and 265 males.
Sensitize communities and schools on Disaster Management Risk	Environment, Infrastructure and Human Settlements	Entire Municipality	NADMO	5,168.37	Donor						100	35No. Public education were conducted through radio programs community sensitization programs.
Organize Annual Sensitization programmes for farmers on the need to preserve or replace vegetation after farming	Environment, Infrastructure and Human Settlements	Entire Municipality	NADMO	10,000.00	GoG						100	Activity implemented

Organise training programmes for sculptors to increase their knowledge on how use natural forest products to produce handicrafts and other forms of souvenirs	Environment, Infrastructure and Human Settlements	Hohoe	Central Administration	16,000.00	GoG/Donor							Activity not conducted
Organise training programmes for MPCU Members and other Heads of Units to educate them on Climate Change Issues in order for them to integrate Climate Change Interventions in their daily activities	Environment, Infrastructure and Human Settlements	Hohoe	Agricultural Department	21,000.00	GoG/Donor							Activity not implemented
Organise annual tree planting competitions in first and second cycle schools in the Municipality	Environment, Infrastructure and Human Settlements	All SHS in the Municipality	Agricultural Department	22,500.00	GoG/Donor							Activity not implemented
Support the training of residents in Biogas technology and promote its use in order to reduce the dependence of charcoal which is a major cause of environmental degradation	Environment, Infrastructure and Human Settlements	Entire Municipality	Central Administration	40,000.00	GoG/Donor							Activity not conducted

Integrate tree planting and landscaping as part of all Public Contracts meant to construct Buildings or other forms of physical assets	Environment, Infrastructure and Human Settlements	Entire Municipality	Department of Physical Planning	30,000.00	GoG						100	Activity implemented
Organise public education campaign for community stakeholders and opinion leaders to sensitize them on the need to plant trees on their land and compounds and procure seedlings to support their efforts	Environment, Infrastructure and Human Settlements	Entire Municipality	Agricultural Department	20,000.00	GoG/Donor						100	Implemented
Maintenance of 10KM of Urban Roads	Environment, Infrastructure and Human Settlements	Hohoe	Urban Roads Department	150,000.00	GoG/Donor						100	25KM of Urban roads were maintained
Maintenance of 15Km of Highways Annually	Environment, Infrastructure and Human Settlements	Entire Municipality	Works Department	350,000.00	GoG/Donor						100	11KM of Highways roads were maintained
Sport improvement of 20km of Feeder Roads Annually	Environment, Infrastructure and Human Settlements	Entire Municipality	Works Department	775,000.00	GoG, IGF and Donor						100	35KM of Feeder roads were maintained
Surfacing of 10km of Urban Roads Annually	Environment, Infrastructure and Human Settlements	Hohoe	Finance Department	750,000.00	GoG/Donor						60	6km of Urban roads surfacing on-going.
Covering of open drains in Hohoe Township	Environment, Infrastructure and Human Settlements	Hohoe	Works Department	450,000.00	GoG/Donor							Activity not implemented

Construct speed rumps at vantage points	Environment, Infrastructure and Human Settlements	Entire Municipality	Works Department	12,500.00	GoG							Activity not implemented
Rehabilitation of Traffic lights in Hohoe Township	Environment, Infrastructure and Human Settlements	Hohoe	Works Department	8,000.00	GoG						100	Traffic lights in Hohoe Township maintained by urban roads department
Liaise with network operators to increase the broadband, bandwidth and speed of connections in the Municipality	Environment, Infrastructure and Human Settlements	Entire Municipality	Agricultural Department	50,000.00	GoG						62	Network connections improved
Provide the needed logistics to facilitate the implementation of the Ghana Digital Property addressing System	Environment, Infrastructure and Human Settlements	Entire Municipality	Department of Physical Planning	150,000.00	GoG						100	Activity implementation on going undertaken by NaBco and Hohoe Municipal Assembly.
Train Physical Planning Officers on the identification coding schemes for landed properties and online tracking services for registered properties	Environment, Infrastructure and Human Settlements	Hohoe	Department of Physical Planning	16,000.00	GoG							Activity not implemented due to lack of funds

Partner with GIZ to create a database for socio-economic and other relevant data for planning and development	Environment, Infrastructure and Human Settlements	Hohoe	Department of Physical Planning	55,000.00	GoG/Donor						60	Database for socio-economic and other relevant data for planning and development in-progress under assistance of GIZ
Train MPCU Secretariat on the Management of the Database	Environment, Infrastructure and Human Settlements	Hohoe	Central Administration	5,000.00	GoG						100	Training conducted under partnership between GIZ and NDPC on Meta-Data and SDGS data management
Facilitate the training of young girls and boys in ICT skills	Environment, Infrastructure and Human Settlements	Entire Municipality	Central Administration	13,000.00	GoG/Donor						45	Activity implementation on-going
Organise 16No. Public Education forums in communities and institutions to sensitize the public on disaster prevention and management	Environment, Infrastructure and Human Settlements	Entire Municipality	Central Administration	8,000.00	GoG						100	Activity implemented

Support surveillance activities of NADMO to uncover early signals of disasters and take measure to reduce their impact	Environment, Infrastructure and Human Settlements	Entire Municipality	NADMO	8,000.00	GoG						100	Surveillance activities of NADMO conducted in 2 schools and public infrastructure.
Procure the needed logistics and provide adequate funds for effective operations of NADMO	Environment, Infrastructure and Human Settlements	Hohoe	NADMO	50,000.00	GoG						100	logistics effective operations of NADMO procured
Process development applications for the establishment of Oil and Gas Filling Stations within 2 months	Environment, Infrastructure and Human Settlements	Entire Municipality	Central Administration	3,000.00	GoG						100	Activity fully implemented.
Construct drains in Hohoe and 6 other communities	Environment, Infrastructure and Human Settlements	Hohoe and Akpafu Mempeasem	Works Department	750,000.00	GoG/Donor						40	Activity partially implemented
Organise monthly radio discussions to educate the public on the dangers of indiscriminate disposal of waste	Environment, Infrastructure and Human Settlements	Entire Municipality	Municipal Environmental Health Unit	10,000.00	GoG						100	Activity implemented.
Prepare Operation and Maintenance Plan for regular operations and periodic planned maintenance of all Assembly Assets	Environment, Infrastructure and Human Settlements	Hohoe	Central Administration	250,000.00	GoG						100	Activity implemented

Train Staff of the Works Department in modern technology for infrastructure delivery	Environment, Infrastructure and Human Settlements	Hohoe	Works Department	5,000.00	GoG							Activity not implemented
Train the MPCU on sustainable land management (SLM) interventions using the integrated landscape management (ILM) approach	Environment, Infrastructure and Human Settlements	Hohoe	Central Administration	33,000.00	GoG/Donor							Activity not implemented
Provide the needed equipment for the effective implementation of the Land Use and Spatial Planning Act, 2016.	Environment, Infrastructure and Human Settlements	Hohoe	Department of Physical Planning	20,000.00	GoG						100	Activity implemented
Train the Members of the Statutory Planning Committee and its Technical Committee on relevant Sections of the Land Use and Spatial Planning Act, 2016 (Act 925)	Environment, Infrastructure and Human Settlements	Hohoe	Department of Physical Planning	16,000.00	GoG							Activity implementation roll over to 2020
Provide needed financial support for the activities of Rural Enterprise Project to promote development in the Municipality	Environment, Infrastructure and Human Settlements	Hohoe	BAC/REP	40,000.00	GoG/Donor						100	Activity fully supported

Provide financial support to Clients in Trade Exhibitions	Environment, Infrastructure and Human Settlements	Entire Municipality	BAC/REP	250,000.00	GoG/Donor						100	Clients in Trade Exhibitions supported. In all 5 Trade Exhibitors were supported comprising of 3females and 2males
Organise sensitization programmes for rural communities on how to sustainably use and manage the natural resource to support their development and livelihoods	Environment, Infrastructure and Human Settlements	Entire Municipality	Central Administration	25,000.00	GoG/Donor						100	Activity fully implemented under the auspices of NADMO
Institute and Ensure that incentive package are develop for private investors who accept to invest in the rural parts of the Municipality	Environment, Infrastructure and Human Settlements	Entire Municipality	Central Administration	25,000.00	GoG /IGF							Activity not implemented.
Support the implantation of major slum renewal and redevelopment programmes in the Municipality	Environment, Infrastructure and Human Settlements	Hohoe	Central Administration	250,000.00	GoG/Donor						15	Activity implementation initiated thus feasibility study had been conducted.

Provide needed financial support to promote investment in social programmes, including education and training, supporting local businesses, and culture and arts in Zongos	Environment, Infrastructure and Human Settlements	Entire Municipality	Central Administration	68,000.00	GoG/Donor						100	Activity supported
Provide the needed financial support for Upgrading the inner cities, Zongos and slums and prevent the occurrence of new ones	Environment, Infrastructure and Human Settlements	Entire Municipality	Central Administration	500,000.00	GoG						10	Data collection on inner cities, Zongos and slums started.
Provide adequate funds to support the Completion of political and administrative decentralization of the remaining departments	Governance, Corruption and Public Accountability	Hohoe	Central Administration	37,500.00	GoG/Donor						60	One department (Physical Planning) political and administrative decentralization completed and HR unit Now upgraded to HR department.
Rehabilitation of 5No. Low Cost Houses	Governance, Corruption and Public Accountability	Hohoe	Works Department	50,000.00	GoG						50	Activity implemented in progress. 3 number Low Cost House rehabilitation completed.

Provision for the implementation of Annual Action Plans of the Member of Parliament	Governance, Corruption and Public Accountability	Entire Municipality	Central Administration	210,000.00	GoG						100	Annual Action Plans of the Member of Parliament implemented.
Organise General Assembly, Executive Committee and Sub-Committee Meeting	Governance, Corruption and Public Accountability	Hohoe	Central Administration	63,000.00	GoG /IGF						100	General Assembly, Executive Committee and Sub-Committee Meetings conducted.
Organise Quarterly Plan Coordinating Meetings to ensure the strengthening of effective inter-service/inter-sectorial collaboration and cooperation among departments and other agencies in the Municipality	Governance, Corruption and Public Accountability	Hohoe	Central Administration	10,000.00	GoG						100	Activity implemented
Organise Quarterly Heads of Department Meetings	Governance, Corruption and Public Accountability	Hohoe	Central Administration	13,000.00	GoG						100	All Quarterly Heads of Department Meetings organized
Provision for Operation and Maintenance of Assembly Assets as contained in the Annual O&M Plans of the Assembly	Governance, Corruption and Public Accountability	Hohoe	Central Administration	500,000.00	GoG /IGF						100	Provision for Operation and Maintenance Plan executed

Provision to support NALAG Activities	Governance, Corruption and Public Accountability	Hohoe	Central Administration	12,000.00	GoG						100	NALAG Activities supported. Funds deducted from source
Organise 3No. Town Hall Meetings to interact with the Public on the Operations of the Assembly	Governance, Corruption and Public Accountability	Hohoe	Central Administration	40,000.00	GoG						100	3No. Town Hall Meetings organised.
Prepare and Implement Popular Participation Action Plan	Governance, Corruption and Public Accountability	Hohoe	Central Administration	30,000.00	GoG						100	Popular Participation Action Plan prepared and submitted
Celebrate Independence Day, Framers' Day, Republic Day, Workers Day, etc	Governance, Corruption and Public Accountability	Hohoe and other selected communities	Central Administration	125,000.00	GoG						100	All National days celebrations conducted.
Procurement of Office Equipment and Machines	Governance, Corruption and Public Accountability	Hohoe	Central Administration	40,000.00	GoG						100	Office Equipment and Machines procured and utilized
Procure 7No. Laptops and 7No Printers as logistics to strengthening of Sub-municipality structures	Governance, Corruption and Public Accountability	All Urban Zonal Councils	Central Administration	21,000.00	GoG					21,012.00	100	Laptops and Printers procured and distributed to all Zonal Councils.

Organise training program for unit committee members, PWDs and Zonal Councilors etc in all zonal capitals to build their capacity on participatory planning and budgeting	Governance, Corruption and Public Accountability	Hohoe	Central Administration	30,000.00	IGF /Donor						100	Activity implemented. Total number of staff from Zonal Council trained were 21 made of 18 males and 3 females.
Organise Quarterly MPCU Meeting	Governance, Corruption and Public Accountability	Hohoe	Central Administration	8,000.00	GoG						100	Quarterly MPCU Meeting conducted
Conduct Quarterly Monitoring and Evaluation Exercise of the Annual Action Plans	Governance, Corruption and Public Accountability	Entire Municipality	Central Administration	10,000.00	GoG						100	Quarterly Monitoring and Evaluation Exercise of the Annual Action Plans conducted.
Hold ½ yearly and End of Year Plan Review Meetings	Governance, Corruption and Public Accountability	Hohoe	Central Administration	20,000.00	GoG						100	Activity implemented
Preparation of Annual Action Plan for 2020	Governance, Corruption and Public Accountability	Hohoe	Central Administration	20,000.00	GoG						100	Preparation of AAP completed
Hold Quarterly Budget Committee Meetings	Governance, Corruption and Public Accountability	Hohoe	Central Administration	20,000.00	GoG						100	All Quarterly Budget Committee Meetings organised

Preparation of Annual Budget	Governance, Corruption and Public Accountability	Hohoe	Central Administration	35,000.00	GoG						100	Assembly Budget prepared and submitted
Support the establishment of Local Economic Development initiatives in the Municipality using the Enterprise Development Model and design incentive package for Private individuals who are into LED businesses in the Municipality.	Governance, Corruption and Public Accountability	Entire Municipality	BAC/REP	30,000.00	GoG/Donor						100	Activity fully implemented. About 124 youth were supported comprising of 50males and 74females
Organise training program for management, Assembly members and relevant departments on the implementation of planning and budgeting provisions in LI 2232 and the Public Financial Management Act 2016 (Act 921)	Governance, Corruption and Public Accountability	Hohoe	Central Administration	40,000.00	GoG/Donor						100	Activity implemented. In all, 24 management staff were trained comprising 6females and 18males
Development and management of billing software for property rate	Governance, Corruption and Public Accountability	Hohoe	Finance Department	66,000.00	GoG /IGF						100	Billing software for property rate development completed and currently in

												operational ized
Recruit commission collectors and train all revenue staff	Governance, Corruption and Public Accountability	Hohoe	Finance Department	15,000.00	I.G.F						100	5No. NaBco staff recruited comprises of 2 females 3males and 15No. recruited by Assembly comprising 6 females and 9 males
Provide needed logistics for maintenance of security, law and order	Governance, Corruption and Public Accountability	Entire Municipality	Central Administration	30,000.00	GoG						100	Needed logistics provided for maintenance of security, law and order
Construct Police Post at Alavanyo Kpeme and Likpe-Bakwa	Governance, Corruption and Public Accountability	Alavanyo Kpeme	Works Department	300,000.00	GoG						20	project process initiated and construction of 2units Bio-Digester toilet completed at

												Alavanyo police post
Lobby for additional police personnel and procure the needed logistics for their operations	Governance, Corruption and Public Accountability	Entire Municipality	Central Administration	3,000.00	GoG						100	Needed logistics extended to security service and request for additional police personnel posted
Enter into Partnerships with Ghanaian Resident Abroad	Ghana's Role in International Affairs	Entire world	Central Administration	3,000.00	GoG							Activity to be conducted in third quarter
Reshaping of Lolobi-Kumasi to Likpe-Mate 10KM Feeder road	Environment, Infrastructure and Human Settlements	Lolobi-Kumasi to Likpe-Mate	John Mork Construction & Trading Co. LTD	58,922.50	DDF	20-May-19	03-Jun-19	02-Jul-19	03-Jun-19	58,922.50	100	Lolobi-Kumasi to Likpe-Mate 10KM Feeder road reshaped and currently in a good condition
Construction of 1No 2-storey Rural Technology Facility	Economic Development	Gbi-Gudenu	M/S Philiyanco Company LTD	4,119,350.57	GoG	31-Jul-18	06-Nov-18	06-Aug-19		567,640.40	95	The project when completed will provide 1500 direct and indirect jobs for the youth

Construction of Hohoe Sports Complex	Social Development	Hohoe Kitikpa	Wembley Sports Construction Company LTD	13,658,575.48	Donor		05-Apr-19			500,000.00	13	Work is progressing with about 16 work force comprising of 5 females and 11 males. The sports complex has a capacity of 5000.
Opening Up of new roads in selected areas	Environment, Infrastructure and Human Settlements	Hohoe	John Mork Construction & Trading Co. LTD	62,456.75	DACF	10-Dec-18	14-Dec-18	14-Feb-19	20-Dec-18	62,456.75	100	project completed and in use
Construction of 1NO. 3-Unit Classroom Block, Staff Common Room, 4 Seater KVIP and Supply of 105NOFurniture	Social Development	Hohoe Experimental School	Botsu Company Limited	337,283.00	DDF	23-Jul-19	05-Aug-19	12-Dec-19	07-Nov-19	337,283.00	100	Project completed and in use. 160 pupils are beneficiaries of the project comprising of 69 males and 91 females
Construction of an Abattoir/Slaughter house with a Mechanised Borehole, Offices, Installation of Biogas, Meat cutting machine, Cold Room, and Construction of a 240 metre perimeter Fence Wall.	Environment, Infrastructure and Human Settlements	Hohoe	BAWEPIA H COMPANY LTD	829,951.56	DPAT	06-Aug-19	20-Aug-19	10-Mar-20		788,337.55	99	Project nearing completion. About 150 butcher men are to directly benefit from the project 20 wmen are indirectly

												to be employed
Supply of Furniture for Zonal Councils in the Hohoe Municipality	Governance, Corruption and Public Accountability	All Urban Zonal Councils	STEP UP CONSTRUCTION WORK	27,001.45	DDF	08-Jul-19	15-Jul-19	16-Aug-19	05-Aug-19	27,001.45	100	Furniture supplied and distributed 7 Zonal Councils and currently in use
Drilling of 1NO. Borehole	Environment, Infrastructure and Human Settlements	Atabu	Cyzales Drilling Enterprise	18,570.00	MPCF	30-Aug-19	05-Sep-19	04-Oct-19		0.00	5%	Procurement process initiated.

Source: Hohoe Municipal Assembly, MPCU, January, 2020

2.2 Update on Funding Sources and Disbursements

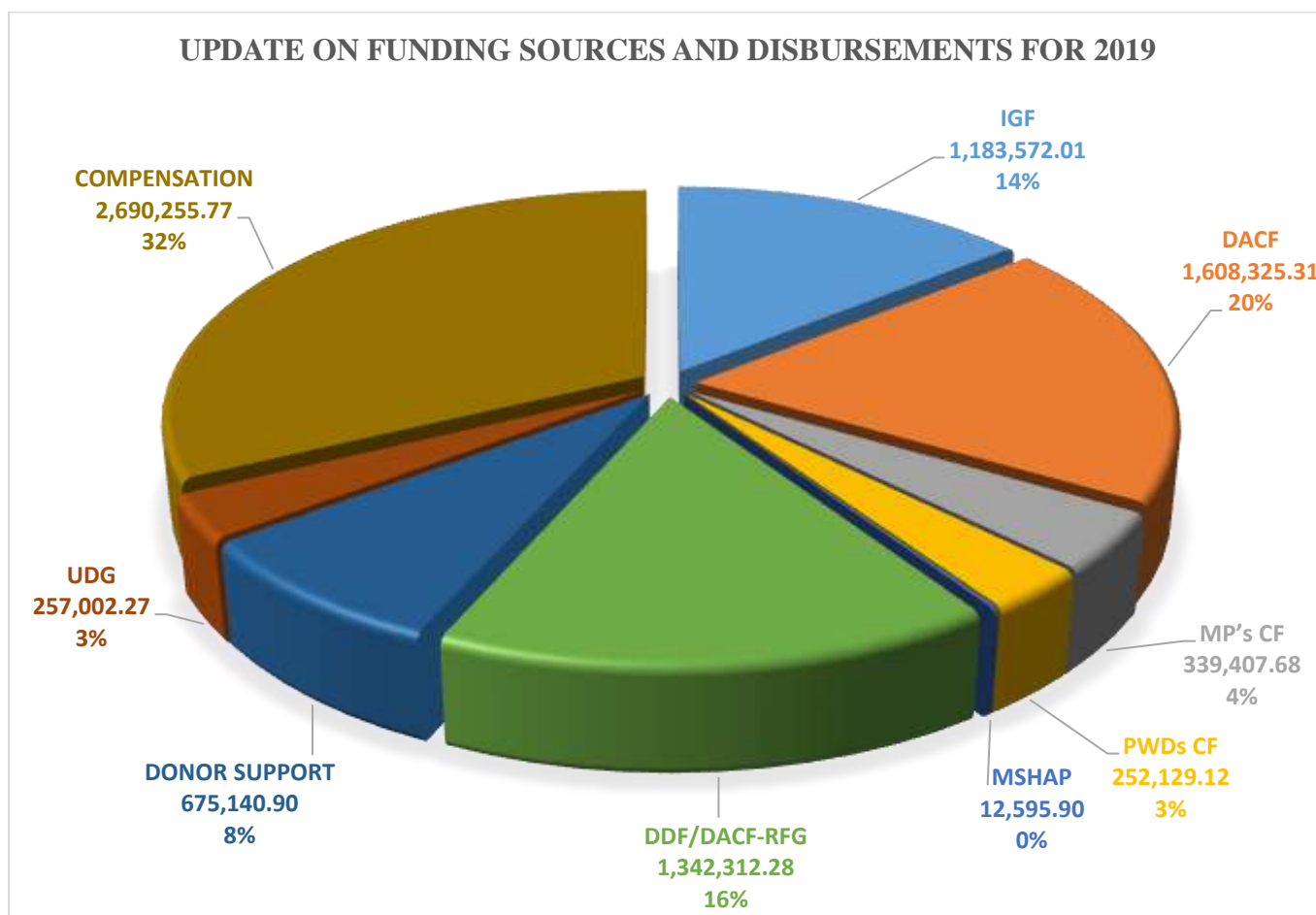
Sources of funding for the implementation of projects and the disbursements of funds in the Municipality are.

Table 2. 2: Update on Revenue Sources

Funding Source	Baseline 2017	Target 2018	Actual 2018	Target 2019	Actual 2019 as at December
IGF	657,442.10	990,890.00	1,008,429.35	1,288,719.00	1,183,572.01
DACF	1,584,539.60	3,338,230.00	1,473,410.74	3,126,669.75	1,608,325.31
MP's CF	172,440.27	240,000.00	292,132.16	207,226.69	339,407.68
PWDs CF	5,000.00	140,000.00	318,583.90	103,613.00	252,129.12
MSHAP	0	-	13,916.27	17,269.00	12,595.90
DDF/DACF-RFG	0	737,094.00	622,237.00	350,000.00	1,342,312.28
DONOR SUPPORT	-	590,064	29,734.00	4,553,566.45	675,140.90
UDG	616,050.68	190,000.00	0		257,002.27
LEAP	254,996.00	254,996.00	254,996.00		
COMPENSATION	2,522,299.35	2,177,833.00	128,596.74	2,216,466.90	2,690,255.77
TOTAL	5,812,768.00	8,659,107.00	4,142,036.16	11,863,530.00	8,160,741.24

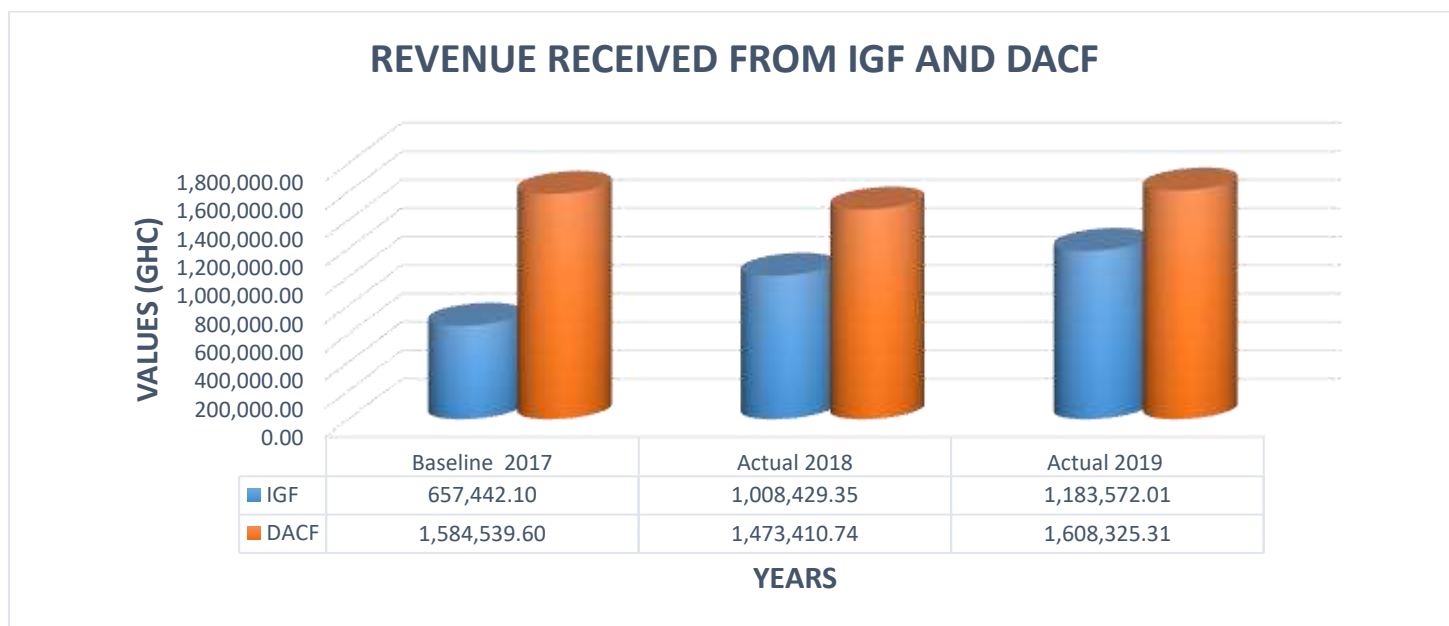
Source: Municipal Finance Office January, 2020

Figure 2.1 Update on all Funding Sources and Disbursements



A number of funding sources contribute to the Development of the Municipality and these include: the DACF, DDF/DACF-RFG, UDG, IGF, Central Government Grant for compensation of employees, M/SHAP Funds among others. The Assembly targeted to receive a total of GHC 11,863,530.00 from all the funding sources in 2019. This was considerably above the 2018 receipt of GHC 4,112,302.16. However, a total of GHC8,160,741.24 was actually received at the close of the year representing 68.78% of the targeted amount. In respect of IGF, Assembly missed its IGF target of GHC1,288,719.00 but exceeded 2018 receipt of IGF by 17.37%. Three of the funding sources including the DDF/DACF-RFG, MP's CF and PWDs CF exceeded their targeted receipts in 2018 but only 51.4% of the targeted DACF was received and this included arrears from 2018 allocation of the DACF and this shows an abysmal release rate of the DACF. This can be attributed to the discretionary retention and use of the DACF for Government Priority Interventions such as the School Feeding, NaBco and the Planting for Food and Jobs Programs by the Central Government leaving the Assembly in dire need of funds to execute its approved plan for the year.

Figure 2.2 Update on Funding Sources and Disbursements for IGF and DACF



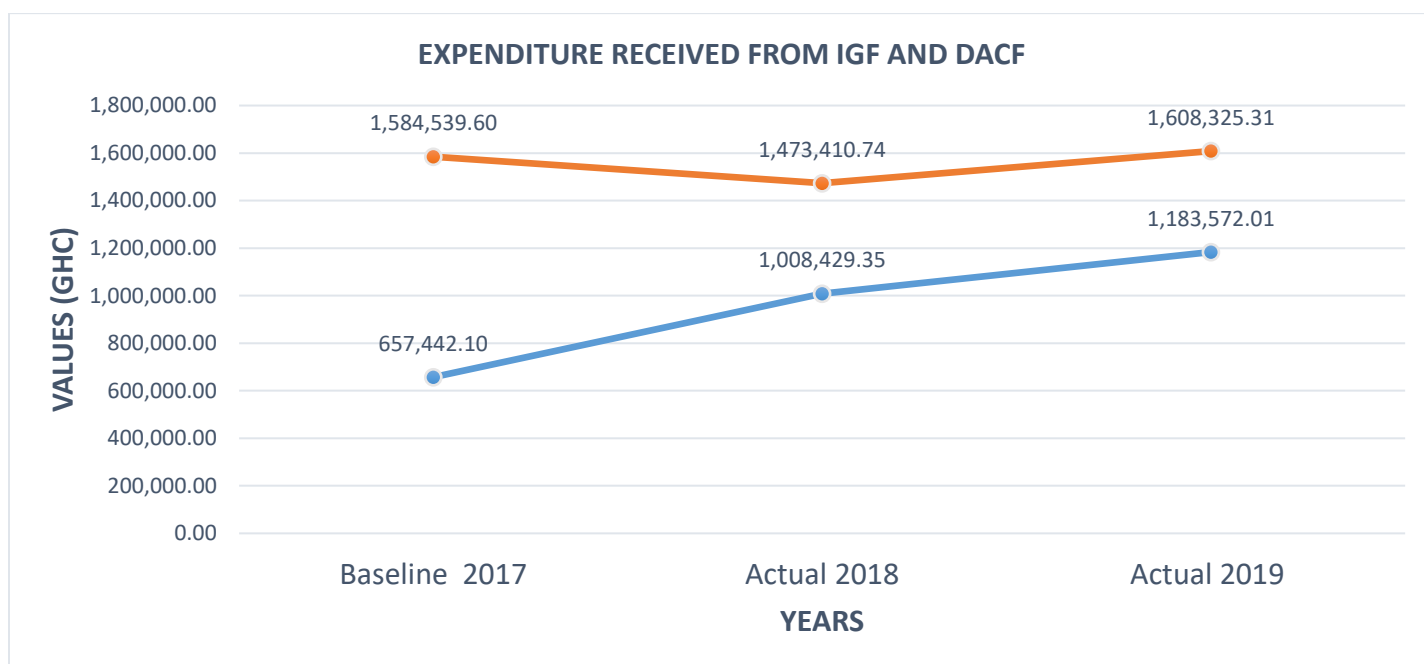
In respect of Expenditure, Table 2.3 presents the main expenditures heads of the Assembly. Three main headings have been adopted for this analysis including Compensation for Employees, Goods and Service as well as Assets/Investment. A total GHC8,236,423.83 was made in the year. This included **GHC2,690,255.77** salaries for employees spent by the Central Government on behalf of the Assembly. Assets/Investments took about 39% % of the total expenditure.

Table 2. 3: Update on Expenditure

Funding Source	Baseline 2017	Target 2018	Actual 2018	Target 2019	Actual 2019 as at December
Compensation	1,042,018.45	2,415,797.00	263,068.73	2,440,466.90	2,690,255.77
Goods and Services	240,287.78	2,269,486.00	1,947,031.29	2,963,254.74	2,337,771.12
Assets/Investments	2,729,289.24	3,832,300.00	2,023,605.49	9,953,081.00	3,208,396.94
TOTAL	4,011,595.47	8,517,583.00	4,233,705.51	15,356,802.64	8,236,423.83

Source: Municipal Budget Office, January, 2020

Figure 2.3: Update on Expenditure



Updates on Core Indicators

Table 2.4.1 presents the updates on Core Indicators adopted to monitor the contribution of the Assembly to the overall national development. It contains the status of Twenty (20) Core Indicators in the various sectors of the Municipality including output of agricultural production, Percentage of arable land under cultivation (hectares), Number of new industries established, Number of new jobs created, Education, Health, conditions of road network, electricity connectivity, annual increases in tourist’s arrivals, and other social indicators. The performances of these indicators are measured against the baseline of 2017. The trend analysis of these indicators are categorized under the various development dimensions presented below:

2.3.1 Development Dimension: Economic Development

Under Economic Development Dimension, there are four (4) main national core indicators and two (2) district adopted indicators to monitor the performance of the Municipality in terms of economic development to the overall national economic development. Among the indicators under this development dimension included output of agricultural production, Percentage of arable land under cultivation (hectares), Number of new industries established, Number of new jobs created, Number of tourist arrivals and amount of internally generated revenue

2.3.1.1 Total output of agricultural production

From a baseline of 8445.6, 7,259, 9,061 and 1,585.65 tons for rice, maize, cassava and yam respectively as recorded in 2017, all the selected crops witnessed significant increase in outputs to 13,363.3, 11,854.4, 14,874.6 and 3,409.1 tons respectively in 2018. Comparing 2017 and 2018 output of these crops, all except yam had considerably witnessed crease in output to 14,737.04, 15,691.22 and 21,093.52 tones and had all exceeded their targets set for the year. The other minor crops such as cocoyam, tomato, groundnut, mango, pineapple and plantain had also recorded an impressive growth in 2019 as compared to 2017 base year and 2018. However, there were no records on the production of cocoa and oil palm since data for these crops were not properly documented or segregated for Hohoe Municipality.

In respect of animals, the Municipality recorded also witnessed increase in growth of cattle, sheep, goat, pig and poultry as compare to 2017 base year and 2018 respectively. It is equal important to state that all targets set for the animal production were also exceeded in 2019 as indicated in table 2.4 below.

The significant improvement in all output of agriculture production except yam in the Municipality can be attributed to the enhanced training of farmers and improved extension services undertaken by the Municipal Department of Agriculture of the Assembly and the introduction of Planting for Food and Jobs program by the Central Government.

2.3.1.2 Percentage of arable land under cultivation (hectors)

This indicator sought to measure the proportion of arable land being cultivated for staple and cash crops as a percentage of the total available arable land in the Municipality. From the baseline of 37% and 29% for staple and cash crops respectively in 2017, and 40% and 35% respectively in 2018, the hectares of land under cultivation of staple and cash crops have marginally improved to 45% and 36% respectively in 2019 as indicated in item 11 of table 2.4 below. This depicts that more arable lands are being used for cultivation of staple and cash as result of concerted efforts made by the Assembly.

2.3.1.3 Number of new industries established

This indicator focuses on the new industries created in the Municipality in the sectors of Agriculture, Industry and Service. From item 3 in Table 2.4, there have been increments in the number of industries established for Agriculture and Industry in 2019 with agriculture recording 18 additional industries and industry with 30 compared to 8 and 11 for 2017 and 12 and 11 for 2018 respectively. However, Service industries has witnessed slightly decrement from 11 in 2017 and 10 in 2018 to 6 in 2019. The Industry sector recorded more number of established industries in the Municipality followed by agriculture and Service sectors and therefore the efforts by the Assembly to establish light industrial site to house some of these businesses and Rice Processing Factory proposed by the Assembly are in the right direction. The Assembly also needs to put in much efforts by supporting the growth of Service sector industries since this sector when properly develop can employ majority of people in the Municipality.

2.3.1.4 Number of new jobs created

This indicator measured the number of new jobs created in all the sectors of the Municipality in 2019. From Table 2.4, the number of new jobs created in respect of agriculture stood at 1301, and industry recorded 47 jobs while service created no new job. In respect of 2018, there has been impressive increase in new jobs created in the Municipality. For instance, the number of new jobs created has increased from 1301 in 2017 to 2092 in 2018 under agriculture sector and from 0 in 2017 to 255 in 2018 under service. For 2019, both industry and service recorded significant growth of jobs. However, there have been significant decreases in agriculture sector as can be seen in Table 2.4. Going forward, the Assembly needs to encourage the youth and women to join the agriculture sector by liaising with land owners to release more agriculture lands in order to create more jobs to better the lots of the people in the Municipality.

2.3.1 Development Dimension: Social Development

Under this development dimension, there were eleven indicators which sought to measure the services being rendered by the Municipality. Among these indicators included Net enrolment ratio, Gender parity, Number of operational health facilities, Total number of cases of child trafficking and abuse etc. the details of these are described below:

2.3.2.1 Net enrolment ratio

This indicator sought to measure the ratio of appropriately aged pupils enrolled at a given level of schooling expressed as a percentage of total population in that age group. From the baseline of 70.60%, 67.00% and 41.20% for Kindergarten, primary and JHS respectively and 49.90%, 70.70% and 37.50% for 2018 respectively, Net Enrolment ratios recorded mixed performance. For instance, Primary level has witnessed an increase in Net

Enrolment ratio from 67.00% in 2017 to 70.70% in 2018. However, Kindergarten and JHS levels have dropped from 70.60% and 41.20% in 2017 to 47.90% and 37.50% in 2018 respectively. In respect of 2019, there have been improvement in Net Enrolment ratios for Kindergarten and JHS except Primary which witnessed marginal decrease in Net Enrolment ratios over 2018 and 2017. The Assembly should therefore commission an investigation to these drop in Primary Net Enrolment ratios and pursue measures to reverse the situation in subsequent years.

2.3.2.2. Gender parity

This indicator measures the ratio between girls and boys enrolment rates. From a baseline of 0.94, 0.95, 0.9 and 0.62 in 2017 for KG, Primary, JHS and SHS respectively, the index recorded positive outcome at all levels save SHS in 2018. In respect of 2019, all levels save Primary have witnessed positive and none of these level has achieved a parity index of 1.00. The Assembly therefore needs to sustain its efforts at improving the Gender Parity Index at all levels especially at the Senior High School where the performance is abysmal.

2.3.2.3 Completion rate

This indicator sought to measure the ratio of the total numbers of boys/girls enrolled in the last grade of a given level of education (primary 6, JHS 3 and SHS 3) regardless of age, expressed as a percentage of total district population of boys/girls of theoretical entrance age to the last grade of that level of education. From item number 7 in Table 2.4, completion rate at Kindergarten, Primary, JHS and SHS levels have all witnessed a significant increased over 2017 and 2018. The positive increased in these index for all levels of basic education can be attributed to effective collaboration among GES, and Municipal Assembly, Plan Ghana and other donor Agencies in pursuing programs that targeted these levels.

2.3.2.4 Number of operational health facilities

This indicator was intended to measure the number of health facilities able to deliver basic health care in the Municipality. There hasn't been any change in health facilities from 2018 to 2019 in the Municipality as depicted in Table 2.4 item number 8 below.

2.3.2.5 Proportion of population with valid NHIS card

This indicator measured the population of people with valid NHIS card, expressed as a percentage of total district population. From baseline of 13.51%, 19.77%, 1.03% a, 10.94% and 14.46% in respect of male, female, indigents, informal and Under 18years as categorized NHIS card holders in 2017 have witnessed increased in 2018 and

2019. However, there has been a marginal decreased of NHIS valid Card holders under categories of aged and pregnant women from 2017 to 2019 as indicated in Table 2.4 item number 9 below.

2.3.2.6. Proportion of population with access to basic drinking water sources

The Percentage of population with sustainable access to safe water sources as performance indicator was adopted by the MPCU to measure the population with sustainable access to safe water sources in the Municipality. In this respect, there was an increase in percentage of population with sustainable access to safe water sources as indicated in item 10 of table 2.4 due to concerted efforts by the Assembly towards provision of potable water for the people in the Municipality. For instance, in 2019, the percentage increase was 88.5% from 2017 level of 82.10% and 83.60% level of 2018. In terms of rural and urban, the municipality witnessed an increased in both rural and Urban sectors

2.3.2.7 Proportion of population with access to improved sanitation services

This indicator sought to measure the percentage of the population with access to improved sanitation. From the baseline of 54.70% in 2017, the population with access to improved sanitation has impressively increased to 72.5% by the end of 2019 and further increased marginally in both urban and rural sectors of the Municipality. However, the Municipality target of 45% access to improved sanitation services was not met. Though the Assembly has impressively improved in performance of Proportion of population with access to improved sanitation services, there is the need for more concerted efforts from all stakeholders within the municipality to considerably improve sanitation services.

2.3.2.8 Number of births and deaths registered

The count of birth and death recorded at the registration department as a definition of the indicator was adopted by MPCU. The Municipality has witnessed an increased in the birth in 2019 (5417) as compared to 2017 (4780) and 2019 (5091). In terms of male and female for 2018 to 2019, the Municipality has recorded an increased in female and decrease in male.

In respect of death, the Municipality recorded a decrement from 236 (2017) to 173 (2018) and increase from 173(2018) to 198 (2019). This may be attributed to the poor health care services in the Municipality.

2.3.2.9 Total number of cases of child trafficking and abuse

This indicator was intended to measure the number of trafficking and abuse cases against children and their disaggregation in terms of male and female. The performance of this indicator in terms of trafficking is shocking

with recorded case of 0 in 2017 and by the end of 2018 the trafficking cases recorded was 14, with males numbering 12 as against 2 females. **However, by the end of 2019 no** trafficking case was record. This situation may be attributed to the good economic conditions and also the vigorous media campaigns against child trafficking.

In respect of child abuse cases, the municipality has recorded 287 in 2017 with no case recorded in 2018. However, 2019 has recorded 71 child abuse cases which needs much attention from the duty bearers in the municipality to be addressed.

2.3.2.10 Maternal Mortality Ratio: District (institutional)

Maternal Mortality ratio indicates the number of deaths due to pregnancy and child birth per 100,000 live births. The performance of this indicator has been excellent in 2018 with 0/100,000 Maternal Mortality ratio meaning no maternal death was recorded in the Municipality, while in 2019 the ratio has shot from 0 to 107/100,000. However, 2019 performed marginally better than the base year.

2.3.2.11 Malaria cases fatality (institutional)

The performance of the indicator assessing the level of malaria case fatality in children under five years per 10,000 populations from item 14 in Table 2.4 depicts that there was an increased in malaria case fatality in male and female, children below 18years, youth (18-35years) and Adult per 10,000 populations from 2017 to 2019 with the fatality case increasing from 0.12 (2017) to 0.17 (2018), it however decreased from 0.17in 2018 to 0.13 in 2019.

2.3.3 Development Dimension: Environment, Infrastructure and Human Settlements

This development dimension focuses on two main core indicators to monitor the performance of the Municipality in terms Environment, Infrastructure and Human Settlements to the overall national development. The indicators under this development dimension include percentage of road network in good condition and percentage of communities covered with electricity.

2.3.3.1 Percentage of road network in good condition

Road infrastructure is very important in the Municipality's development. It is the medium through which goods and services are transported in the municipality. Annually a number of efforts are made to improve the conditions of the various road networks in the Municipality. This indicator was therefore intended to collect relevant information in respect of percentages of kilometers of the road network in terms of urban and rural that was in

good condition. It is worth to state that there have been improvements in good conditions of the various road networks in the Municipality. From the baseline of 40% and 38% of good condition of road networks in 2017 for Urban and Rural respectively, the percentages of roads in good condition have increased to 60% and 65% in 2019 for urban and rural respectively.

2.3.3.2 Percentage of communities covered with electricity

Electricity supply is one of the most important utility infrastructures that propel economic development in the Municipality. Electricity as a source of energy in the Municipality has a lot of potentials to boost economic activities in all sectors of the Municipality's economy such as industries, commerce, domestic activities etc. In every fiscal year frantic efforts are made to improve the expansion of electricity supply to many communities/households in the Municipality. Therefore, the indicator was set to gather information in respect of either decrease or increase in percentages of communities with access to electricity in terms urban and rural in the Municipality. From item 17 of Table 2.4 below, there has been consistent increment in electricity connection to communities in the Municipality. For instance, in 2017 electricity coverage in the Municipality stood at 91.5%, this has increased to 93.7% in 2018 and 98.5% in 2019. In respect to urban and rural electricity coverage, the Municipality has witnessed an increased from 85% in 2017 to 87.4% in 2018 and to 97% in 2019 for rural communities, and with 100% coverage for urban communities.

2.3.4 Development Dimension: Governance, Corruption and Public Accountability

This development dimension contained indicators that sought to measure the performance of level of implementation of planned interventions in the Annual Action Plan, number of reported cases of crime and the communities affected by disaster. The details of these indicators' performance are contained in the following:

2.3.4.1 Percentage of Annual Action Plan implemented

This indicator intended to measure the level of implementation of the Municipality's Annual Action Plan in terms projects/programs planned to be implemented. From item 18 of Table 2.4 below, the Municipality has recorded an impressive performance from 2017 to 2018 with recorded figures of 65% to 95.4%. The performance for 2019 however decreased from 94.5% in 2018 to 92.07% in 2019.

2.3.4.2 Reported cases of crime

This indicator sought to track the number of crime cases recorded in the Municipality. The crime categories to be monitored encompasses rape, arm robbery, defilement and murder. In terms of rape, defilement and murder the Municipality has recorded increased number of cases in 2019 as against 2017 and 2019. In respect of arm robbery

cases, the Municipality has record only cases indicating a decline in incidents of arm robbery case from 2018 to 2019.

2.3.4.3 Number of communities affected by disaster

Disaster as governance issue tends to affect or derail the development of the Municipality if proper measures to curb them are not put in place. This indicator therefore sought to measure the number of recorded cases of disasters in terms bush fires and floods in the Municipality. Under this indicator, the Assembly has recorded astronomical increase in disaster case 2019, thus bushfires and floods recorded for communities affected by these disasters were 10 and 38 respectively as against 0 for bushfires and floods in 2018 and 2017. The Assembly in collaboration with NADMO therefore need to initiate measures or strategies to curb the alarming of disaster incidents in the municipality.

2.3.5 District Specific Indicators

This section is devoted to measure indicators selected to measure issues that were important to the Assembly but were not part of the 20 Core Indicators. These indicators included number of tourist arrivals, amount of IGF collected and *Number of communities declared as ODF (Open Defecation Free)*

2.3.5.1 Number of tourist arrivals

Tourism as an economic sector contributes a lot to the Municipality's development. This sector if properly developed will not only create job opportunities for the teeming masses who are unemployed but will rig in revenue for the development of the Municipality. The Assembly in its Annual Action Plan and Budget has carved out programs and activities to develop the tourism sector. The impacts of these interventions were to be measured by the annual increases in Tourist arrivals. In 2017, the number of tourist arrivals in the Municipality which stood at 16,893 increased to 29,561 in 2018 and declined to 25,134 in 2019. The 2019 records of tourist arrivals comprise of 15,982 residents (Ghanaians) and 9,152 non-residents (Foreigners) rigging in an estimated revenue of GHC330,504.00.

2.3.5.2 Total amount of internally generated revenue

The total revenue generated by the Assembly at the end of 2017 was Ghc657,442.10 representing 72.35% of the 2017 target and Ghc1,008,427.35 representing 102% for 2018 which exceed the Assembly IGF target of Ghc990,890.00. However, this was different in 2019 which recorded total Internally Generated Revenue of Ghc1,183,572.01 as against target of Ghc1,288,719.00 representing about 91.84% meaning the Assembly couldn't meet its revenue target for the year. However, based on yearly growth rate of IGF, the Assembly has an

impressive improvement in IGF growth rate of 17% over 2018 fiscal year performance. The Assembly an able to meet its revenue target for the year could be attributed to few number of IGF staff and require logistics strategies to harness the revenue potentials of the municipality.

2.3.5.3 Number of communities declared as ODF (Open Defecation Free)

This indicator sought to measure the number communities which have been certified as Open Defecation Free (ODF) in the Municipality. The Assembly in 2017 has recorded 12 communities as ODF and targeted 36 communities to be declared as ODF. However, the Municipality at the end of 2019 recorded 24 communities as ODF. This abysmal performance may be attributed to lack of attitudinal change from community members themselves to general cleanliness and irregular visits to communities for supervision and monitoring by Environmental Health Officers.

2.3 Update on Core District Indicators

Table 2. 4: Update of Core Indicators

Analysis on Core and District Specific Indicators					
Indicators (Categorized by Development Dimension of Agenda for Jobs)	Baseline 2017	Target 2018	Actual 2018	Target 2019	Actual 2019
Development Dimension: Economic Development					
1. Total output of agricultural production					
a. staple crops (Mt)					
- Rice (milled)	8445.6	9163.48	13363.3	10163.48	14,737.04
- Maize	7259	7876.02	11854.4	13076.02	15,691.22
- Cassava	9061	10066.8	14874.6	15066.8	21,093.52
- Cocoyam	215	236.5	333.2	536.5	643.8
- Yam	1585.65	1695.06	3409.1	5695.06	854.25
- Tomato	60	150	90	150	95
- Groundnut	16.50	26.4	19.8	26.4	22
- Mango	27	45	36	45	37
- Pineapple	201	335	234.5	335	238
- Plantain	746.2	797.688	1317	997.688	1,596.3

b. Selected cash crops (Mt)					
- Cocoa	N/A	N/A	N/A	N/A	
- Oil Palm	N/A	N/A	N/A	N/A	
c. Livestock and poultry (Count)					
- Cattle	361.2	401.293	502	601.293	702
- Sheep	8136	8201.09	9000	10201.09	10,405.11
- Goat	9036	9117.32	10101	12117.32	14,540.78
- Pig					
- Poultry	10387	12661.8	13500	14661.8	15,555
2. Percentage of arable land under cultivation (hectares)					
a. Staple crops	37%	45%	40%	50%	45%
b. Selected cash crops	29%	40%	35%	40%	36%
3. Number of new industries established					
a. Agriculture	9	15	12	15	18
b. Industry	18	25	11	40	30
c. Service	11	20	10	20	6
4. Number of new jobs created					
a. Agriculture					
- Temporal	30	50	16	50	17
- Permanent	1271	1500	2076	2000	2,057
- Male	876		1341	1500	1,350
- Female	395		735	800	755
b. Industry					
- Temporal	0		18	25	7
- Permanent	47	10	10	10	30
- Male	20	2	2	10	5

- Female	27	8	8	15	32
c. Service					
- Temporal	0	400	245	300	229
- Permanent	0	10	10	10	24
- Male	0	190	175	200	19
- Female	0	80	70	80	5
Development Dimension: Social Development					
5. Net enrolment ratio					
a. Kindergarten	70.60%	70.60%	49.90%	70.60%	55.6%
b. Primary	67.00%	67.00%	70.70%	75.00%	62.4%
c. JHS	41.20%	41.20%	37.50%	41.20%	46.7%
6. Gender parity					
a. Kindergarten	0.94	0.94	0.97	0.97	0.98
b. Primary	0.95	0.95	1.03	1.03	1.02
c. JHS	0.9	0.9	0.96	0.96	0.97
d. SHS	0.62	0.62	0.61	0.70	0.76
7. Completion rate					
a. Kindergarten	97.4%	97.4%	114.7%	114.7%	115.2%
- Boys	96.7%	96.7%	112.1%	112.1%	113.0%
- Girls	97.2%	97.2%	117.2%	117.2%	117.0%
b. Primary	78.3%	78.3%	73.50%	80.50%	75.6%
- Boys	76.0%	76.0%	72.60%	76.60%	78.2%
- Girls	75.2%	75.2%	74.30%	75.30%	77.4%
c. JHS	61.0%	61.0%	50.80%	65.80%	67.3%
- Boys	63.4%	63.4%	53.00%	60.00%	63.1%
- Girls	53.7%	53.7%	48.70%	53.7%	55.6%
d. SHS	33.0%	33.0%	10.70%	33.0%	43.3%
- Boys	42.0%	16%	12.40%	16%	38.1%
- Girls	31.0%	14%	8.40%	14%	30.7%
8. Number of operational health facilities					

a. CHPS	9	10	10	10	10
b. Clinics	13	14	13	14	13
c. Hospitals	1	1	1	1	1
9. Proportion of population with valid NHIS card					
a. Male	13.51%	22.75%	15.51%	22.75%	20.14%
b. Female	19.77%	32.74%	22.00%	32.74%	26.69%
c. Indigents	1.03%	11.70%	5.25%	11.70%	14.32%
d. Informal	10.94%	12.21%	11.09%	12.21%	11.24%
e. Aged	2.54%	3.33%	2.38%	3.33%	2.34%
f. Under 18years	14.46%	17.76%	14.86%	17.76%	15.07%
g. Pregnant women	1.81%	2.22%	1.45%	2.22%	1.33%
10. Proportion of population with access to basic drinking water sources					
a. District	82.10%	84.50%	83.60%	90.50%	88.5%
b. Urban	96.30%	98%	96.30%	98%	97%
c. Rural	62.4%	70%	63.90%	76%	80%
11. Proportion of population with access to improved sanitation services					
a. District	54.70%	65%	61.26%	65%	72.5%
b. Urban	28.7%	30%	30.02%	40%	40%
c. Rural	26%	35%	31.25%	45%	32.5%
12. Number of births and deaths registered					
a. Birth	4780	6000	5091	5,500	4,870
- Male	2282	3000	2608	2700	2376
- Female	2498	3000	2483	2800	2,494
b. Death	236	-	172	-	178

- Male	128		118	-	100
- Female	108	-	54	-	78
- Children (below 18years)	11	-	13	-	8
- Youth (18 - 35years)	24	-	15	-	29
- Adult (above 35years)	201	-	144	-	141
13. Total number of cases of child trafficking and abuse					
a. Child trafficking		0	14	0	0
- Male		0	12	0	0
- Female		0	2	0	0
b. Child abuse	287	0	0	0	71
- Male		0	0	0	0
- Female		0	0	0	71
14. Maternal mortality ratio: District (institutional)	114.5/100,000		0	0	107/100,000
15. Malaria cases fatality (institutional)	0.382	-	0.469	-	0.132
- Male	0.123	-	0.179	-	0.489
- Female	0.260	-	0.290	-	0.829
- Children (below 18years)	0.176	-	0.231	-	0.400
- Youth (18 - 35years)	0.101	-	0.164	-	0.440
- Adult (above 35years)	0.106	-	0.101	-	0.478
Development Dimension: Environment, Infrastructure and Human Settlements					
16. Percentage of road network in good condition					
a. Urban	40%	45%	50%	60%	60%

b. Rural	38%	50%	49.8%	55.8%	65%
17. Percentage of communities covered with electricity					
a. District	91.5%	95%	93.7% %	95.7% %	98.5%
b. Urban	100%	100%	100%	100%	100%
c. Rural	83%	90%	87.4%	90.4%	97%
Development Dimension: Governance, Corruption and Public Accountability					
18. Percentage of Annual Action Plan implemented	65%	82%	95.4%	90%	92.07%
19. Reported cases of crime	3	0	9	0	37
a. Rape	0	0	0	0	6
b. Arm robbery	1	0	2	0	1
c. Defilement	0	0	5	0	32
d. Murder	2	0	2	0	3
20. Number of communities affected by disaster	0	0	0	0	48
a. Bushfire	0	0	0	0	10
b. Floods	0	0	0	0	38
District Specific Indicators					
1. Number of tourist arrivals	16,893	20,000	29,561	35,000	25,134
a. Residents	9,599	12,000	18,619	20,000	15,982
b. Non-Residents	7,294	8,000	10,942	15,000	9,152
c. Total Amount Generated					330,504.00
2. Number of communities declared as ODF(Open defecation Free)	12	36	20	40	22

3.Total amount of internally generated revenue	657,442.10	990,890.00	1,008,427.35	1,288,719.00	1,183,572.01
--	------------	------------	--------------	--------------	--------------

Source: MPCU Secretary December, 2019

2.4 Update on Critical Development and Poverty Issues

This section presents progress on the implementation of critical Development issues planned for implementation in the Municipality. It contains the assessment of activities implemented to reduce poverty and to create jobs for the teaming youth as contained in the objectives of Government of Ghana Initiatives such as the Youth Employment Program and the Ghana School Feeding Programs. Others include the Livelihood Empowerment Against Poverty (LEAP), National Health Insurance Scheme, Capitation Grant etc. It also contains information on the implementation of the President Special Initiatives such as the Free Senior High School Programme, One District One Factory, One Constituency One Million Dollars, Planting for Food and Jobs etc.

Table 2. 5: Updates on Critical Development and Poverty Issues in 2019

Critical Development and Poverty Issues	Allocation (GHC)	Actual Receipt (GHC)	No. of Beneficiaries	
			Targets	Actual
Ghana School Feeding Program	1,682,896.00	1,682,896.00	9,416	7,864
Capitation Grant	267,810.00	257,350.26	26,781	26,781.00
National Health Insurance Scheme	840,830.00	775,563.00	131,632	187,623
Livelihood Empowerment Against Poverty	540,960.00	540,960.00	1215	1167
National Youth Employment Program	86,350.00	86,350.00	323	323
One District One Factory Program	-	-	-	-
One Village One Dam Program	N/A	N/A	N/A	N/A
One Constituency One Million Dollars Program	-	-	-	-
Planting for Food and Jobs Program	1,572,625	1,558,825.00	3,500	3270
Free Senior High School Program	1,592,314.52	611,073.83	4,366	3,797
National Entrepreneurship and Innovation Plan (NEIP)	-	-	-	-
Implementation of Infrastructure for Poverty Eradication programme (IPEP)	-	-	-	-

2.5 Update on Evaluations Conducted, their Findings and Recommendations

Two Evaluations were conducted as per details in Table 2.6. These include: Assessing the impact of Water and Sanitation Systems and Assessing the impact of improving school infrastructures and implementation of School Feeding Program

The Purpose of these Evaluations were to ascertain the impacts of these programs on their intended beneficiaries, identify the implementation weaknesses and recommend measures to ultimately achieve the intended benefits as planned targeting new communities from those of 2018.

The method implored in executing above involved the update of check list designed by the MPCU in 2018 to include important questions for 2019 with the goal of using the checklist to collect data to track the progress of implementation of planned activities. Detailed questionnaire was also designed to collate the views of program beneficiaries in order to measure their degree of satisfaction with respect to utilization of the project and programs. The MPCU further reviewed implementation reports of various Departments concerned with the utilization of the projects and programs. The findings and recommendations are presented in Table 2.5 below.

Table 2. 6: Update on Evaluations conducted, their findings and recommendations

Name of Evaluation	Policy/program/ project involved	Consultant or Resource Person	Methodology used	Findings	Recommendations
Assessing the Impact of Fodome-Hellu Water and Sanitation Systems	Rural Water and Sanitation Improvement Program	Members of MPCU and CRAN	<p>Check list was designed to track the progress</p> <p>Questionnaires were also designed and used to collate the views of program beneficiaries in order to measure their degree of satisfaction with respect to utilization of completed projects and the benefits derived from them.</p> <p>Interviews were also conducted to ascertain opinions of major stakeholders and residents in respects of the projects</p>	<p>The community water system was not properly handed over by Assembly to the community, which in effect brought about the problem of ownership and management of the facility.</p> <p>There was marginal reduction in reported cases of waterborne diseases such as typhoid, diarrhea, etc in community by 8%</p> <p>There was no reduction in time used to fetch water because the water facility constructed for residents was rather privately managed by the community Catholic Church.</p> <p>However, Potable water coverage has increased from 84.9% to 89%. This is as a result of the community proximity to Fodome-Agbesi and Woe where residents resort to for access of Potable water.</p>	<p>There is the need to form and provide adequate training to Water and Sanitation Management Teams.</p> <p>For subsequent water facility, the Assembly should properly hand over the management to the community Water and Sanitation Management Teams for proper management of such facility.</p>

			Review of Health reports including OPD Records at designated		
Assessing the impact of improving school infrastructure at Gbe-Wegbe	Community school infrastructure project intended to deliver improved access to quality education	Members of MPCU and CRAN	<p>Questionnaires were also designed and used to collate the views of program beneficiaries with respect to benefits derived from the School infrastructure</p> <p>Check list was designed to track the various inputs for a successful access School infrastructure</p> <p>Interviews were conducted for School Management Team and selected PTA members</p>	<p>Residents had reported saving between GHC110 to GHC150.00 in transport fares to access education for their wards depending on the previous distances there used to access education</p> <p>Residents also reported saving of close to 1 hours of carrying their wards to school with the construction of school in their Communities.</p> <p>The headmaster of the School reported also that enrollment of the School from 189 to 234 Pupils, and that, BECE performance has marginally increased from 45% to 54%</p> <p>They were also excited about the convenience of accessing basic education.</p> <p>It was also realized that the school lack full complement of teachers for effective teaching and handling of the Pupils</p>	The provision of the School infrastructure in the community had improved access to basic education delivery and there is urgent need to post more teachers to the school to improve teaching and learning
Assessing the impact of implementati	School Feeding Program	Members of MPCU and CRAN	Questionnaires were also designed and used to collate the views of program	Residents had reported saving between GHC210 to GHC400.00 in providing food their wards to	The instruction of the School Feeding Program has

<p>on of School Feeding Program</p>	<p>implementati on intended to improve enrollment of children to basic education</p>		<p>beneficiaries with respect to benefits derived from the School Feeding program</p> <p>Check list was designed to track the various inputs for a successful implementation of School Feeding Program</p> <p>Interviews were conducted for Parents whose wards were benefiting School Feeding Program.</p>	<p>attend school after the introduction of School Feeding Program in the school.</p> <p>The teachers reported of drastically reduction in pupils absenting themselves from school as a result of introducing the School Feeding Program in the school.</p> <p>The headmaster of the School also reported that, the introduction of School Feeding Program in the school had tremendously increased the school enrollment from 123 to 334 Pupils.</p> <p>The community members were also excited about the introduction of the program because their wards are now motivated to regularly attend school.</p> <p>It was also realized that the food being served to pupils was small in quantity and the nutritional value of the food was less. This according to the school caterer was due to small budget per head from Central Government.</p>	<p>brought about increased in enrollment rate and reduction in pupils absenteeism from school and there is need for Government to increase feeding fee per head to improve both quantity and quality of meals provided for the pupils</p>
-------------------------------------	--	--	---	---	---

2.6 Participatory Monitoring and Evaluation (PM&E) Undertaken and Their Results

As part of Participatory Monitoring and Evaluation Process, the Municipality adopted a Participatory Rural Appraisal Methodology in assessing its sanitation situation and adopting pragmatic measures in addressing the identified challenges under the Community Led Total Sanitation (CLTS)

Program. This approach involved the use of Transect Walks and Community Mapping to identify and map out sites where open defecation and indiscriminate dumping of household and other forms of wastes were located at the communities. At focus group Discussions with identified community leaders, strategies were developed to end open defecation and indiscriminate dumping in order to achieve total sanitation in each of the selected communities. Refer to Table 2.7 for the details.

Table 2. 7: Update on Participatory Monitoring and Evaluation (PM&E) Conducted

Name of the PM&E Tool	Policy/ program/ project involved	Consultant or Resource Person	Methodology used	Findings	Recommendations
Community Led Total Sanitation as an approach to achieve total sanitation in selected communities	Community Sanitation improvement Program	Environmental Health Unit	Transect Walk to discover areas of insanitary conditions and produced Community Maps showing these sites. Focus group discussions to design strategies with communities to achieve total sanitation.	A number of sites were discovered in each of the communities triggered where human excreta, rubbish and other forms of filth were deposited. Communities agreed on a roadmap to achieve total sanitation	This strategy enables the Assembly and to communities selected to achieve total sanitation and hence needs to be repeated in each of the communities in the Municipality.

CHAPTER THREE

3.0 The Way Forward

This section expatiates on the key issues addressed and those yet to be addressed.

3.1 Key Issues Addressed and those yet to be addressed

3.1.1 Key Issues Addressed

Most of the Decentralized Departments were not able to submit their quarterly reports to the MPCU as stipulated for compilation and submission to VRPCU and NDPC. Also, the reports from some Departments are on different reporting formats. This makes compilation of the municipal quarterly report very cumbersome. These need to be addressed by management.

These issues were discussed at length and management decided that a time table be agreed upon such that each department will follow the timelines rigidly and that MPCU Yearly Meetings should be fixed at the deadlines of the agreed time schedules so that at the meetings these can be collated.

3.1.2 Key Issues yet to be addressed

An important issue that has not been addressed is the weak collaboration between the MPCU and MDAs as well as CSOs operating in the Municipality. It has been observed that the above mentioned stakeholders do carry out development activities in the Municipality with little or no information to the Unit when requested for by the Assembly. This makes it difficult to collate information on the totality of development activities going on in the Municipality during the Annual monitoring and the preparation of the Progress Reports. Management therefore needs to ensure that the MDAs and other Units are properly informed on any development activity being undertaken in the Municipality regardless of the implementing agency.

Other issues that need urgent redress include: low academic performance at the Basic Education Certificate Examination (BECE), poor road network, inadequate potable water supply, inadequate accommodation for offices and residential accommodation for workers, incidence of bush fires, low internally generated revenue, illegal Timber lumbering, smuggling of cocoa beans to Togo, and low level of women participation in decision making.

3.2 Recommendations

The following recommendation were made by the Monitoring and Evaluation Team

- Educational Infrastructure should be concentrated in major settlements where appreciable social amenities exist to attract and maintain teachers. This will help not only reduce absenteeism but also increase contact hours of teaching and learning and improve supervision.
- A maintenance plan should be developed for physical projects to ensure their long term sustainability in the various communities in the Municipality
- A holistic approach should be adopted in the provision of necessary infrastructure be it health or education where appropriate and often adequate operational logistics should be incorporated in the design and implementation of the projects such that a project will not be seen as completed when only the physical block is fully completed. By this, project budget must therefore include not only the cost of the physical project but also cost related to supply and installation of necessary equipment needed for its effective operation. Eg. Laboratory equipment for a laboratory, teaching and learning materials and furniture for basic schools as well as teacher accommodation attached to the schools. All health and educational facilities should be provided with Institutional Latrines.

Because of the difficulties encountered during the Implementation of the projects and programmes, it is recommended that:

- There should be timely release of funds to implement planned projects and programmes.
- Also, the colossal deductions made at source on the DACF should be reconsidered because the Municipal assembly is not able to implement major significant project with the modest money that finally gets to the Municipal Assembly's account.
- There should be capacity building for the District on Monitoring and Evaluation.
- There should be timely release of funds for the GSFP Caterers in the Municipality so that they can also pay their creditors on time and buy more foodstuffs for regular cooking and feeding of the schools' children.

3.3 Conclusion

The achievement of the Municipal Development Goal depends on a large extent the participation of key stakeholders in the implementation of the strategies outlined in the 2019 Annual Action Plan. This participation will not only provide the much needed resources but will also enhance

transparency and accountability in the implementation of projects and programmes in the Municipality for the achievement of enhanced living conditions of the people.