



**WEST GONJA MUNICIPAL ASSEMBLY
ANNUAL PROGRESS REPORT
JANUARY TO DECEMBER, 2020**

Table of Contents

CHAPTER ONE	1
1.1 BACKGROUND	1
1.2 PURPOSE OF MONITORING AND EVALUATION FOR THE YEAR, 2020	1
1.3 SUMMARY OF ACHIEVEMENTS	2
1.3.1 Proportion of 2020 Annual Action Plan (AAP) Implemented	2
1.3.2 Proportion of the AAP Implemented	3
1.4 MONITORING AND EVALUATION PROCESSES	4
1.5 SUMMARY OF CHALLENGES ENCOUNTERED	4
CHAPTER TWO	5
ECONOMIC DEVELOPMENT	5
2.0 INTRODUCTION	5
2.1 UPDATE ON REVENUE SOURCES	5
2.2 AGRICULTURAL DEVELOPMENT	7
2.3 MPLEMENTATION OF GOVERNMENT FLAGSHIP PROGRAMMES UNDER AGRIC 9	
2.5 SKILL TRAINING AND YOUTH EMPLOYMENT	11
CHAPTER THREE	17
SOCIAL DEVELOPMENT	17
3.0 Introduction	17
3.1 Education	17
3.1.1 Implementation of Pro-poor Flagship Initiatives under Education	18
3.4 HEALTH SERVICE DELIVERY	23
3.4.1 Operational Health Facilities	23
3.4.2 Impact on Service Delivery	24
3.6 CHALLENGES IN THE HEALTH SECTOR	28
3.7 SOCIAL WELFARE, COMMUNITY DEVELOPMENT, AND SOCIAL PROTECTION .29	
3. 8 WATER AND ENVIRONMENTAL SANITATION	31
CHAPTER FOUR	34
ENVIRONMENT, INFRASTRUCTURE AND HUMAN SETTLEMENTS	34
4.0 Introduction	34
4.1 Rural Electrification	34
4.2 Mobile network connectivity	34
4.3 Update on permit delivery	35
4.4 Update on Local Plan preparations	35

4.5 Status report on the Implementation of Street naming and Property Addressing	36
CHAPTER FIVE	38
GOVERNANCE, CORRUPTION AND PUBLIC ACCOUNTABILITY.....	38
5.0 Introduction.....	38
5.4 Update on Popular Participation	39
5.5 Deepening Political and administrative decentralization	41
CHAPTER SIX	55
CONCLUSION AND THE WAY FORWARD	55
6.0 SUMMARY OF KEY ISSUES ADDRESSED	55
6.1 SUMMARY OF KEY ISSUES TO BE ADDRESSED	55
6.2 RECOMMENDATIONS	55
APPENDIX.....	56
PHOTOS OF INFRASTRUCTURE PROJECTS IN THE WEST GONJA DISTRICT	113

LIST OF TABLES

Table 2.1: Implementation of 2020 Annual Action Plans.....	3
Table 3: Update on Revenue Sources.....	5
Table 5TABLE: UPDATE ON EXPENDITURE.....	6
Table 6: Training undertaken in Agriculture sector	8
Table 7: TARMER TRAININGS.....	9
Table 8: AGRICULTURE INPUTS DISTRIBUTION.....	10
Table 9: DISTRIBUTION OF CASHEW SEEDLINGS TO BENEFICIARIES	10
Table 10: Small and Medium Scale Business Development-Capacity Building	11
Table 11: Activities Implemented Under by BAC.....	12
Table 12 Agricultural Services.....	14
Table 13: INDICATORS ON AGRICULTURAL ACTIVITIES.....	15
Table 14: Commercial and Small Holder farmers	16
Table 15 : Municipal Agriculyure Department staffing situation	16
Table 16: Implementation of the School Feeding Programme	18
Table 17: Implementation of Free SHS Education.....	18
Table 18: Performance Indicators-Access.....	19
Table 19: Performance Indicators-Primary.....	21
Table 20: Performance Indicators-JHS.....	22
Table 21: Operational Health Facility	24
Table 22: Purchased PPEs	24
Table 23:Delivery Services	25
Table 24: ANC Services.....	25
Table 25: Family Planning Services	26
Table 26: PMTCT Services	26
Table 27: Expanded Programm on Immunization	27
Table 28: Nutrition of Under 5.....	27
Table 29: Acute Malnutrition.....	27
Table 30: Staff Situation	28
Table 31: beneficiaries of welfare services.	30
Table 32: Update on Conventional Small Town Water System (STWS)/GWCL.....	32
Table 33: Update on Access to Toilet facilities.....	32
Table 34: Performance Indicator	33
Table 35: Rural Electrification.....	34
Table 36: Update on Mobile Network Connectivity.....	35
Table 37: Update on Permit Delivery.....	35
Table 38: Preparation of Local Plans	36
Table 39: Implementation of the Street-naming and Property Addressing Policy.....	36
Table 40: List of Named Streets	37
Table 41: Reported Cases of Crime-2017- December 2020	38
Table 42: Status Report on Implementation of Popular Participation Action Plan.....	39
Table 43: Citizen Involvement.....	40
Table 44: Sub-district Structures.....	41
Table 45:Participatory Monitoring and Evaluation (PM&E) conducted	43
Table 46: STATUS OF PROJECTS.....	49
Table 47: PERFORMANCE REPORT ON THE IMPLEMENTATION OF 2020 ANNUAL ACTION PLAN	56

LIST OF FIGURE

<i>Figure 1: PROPORTION OF 2020 AAP IMPLEMENTED IN THE 4 TH QUARTER</i>	2
<i>Figure 2: IMPLEMENTATION OF 2020 AAP</i>	4
<i>Figure 3: Trend in revenue flow</i>	6
<i>Figure 4: ANALYSIS OF EXPENDITURE</i>	7

LIST OF ABBREVIATION

APR	- Annual Progress Report
AAP	- Annual Action Plan
CBOs	- Community Based organizations
CSOs	- Civil Society Organizations
CAADP	- Comprehensive Africa Agricultural Development Programme
CMAM	- Community-Based Management of Acute Malnutrition
CHPS	- Community Based Health Planning and Services
DDF	- District Development Facility
DMTDP	- District Medium Term Development Plan
FSHSE	- Free Senior High School Education
GSGDA	- Ghana Shared Growth and Development Agenda
GSFP	- Ghana School Feeding Programme
NGOs	- Non Governmental Organizations
WGMA	- West Gonja Municipal Assembly
MTDP	- Medium Term Development Plan
UHC	- Universal Health Coverage
NER	- Net Enrollment Rate
SHS	- Senior High School
NEPAD	- New Partnership for Africa's Development
TVET	- Technical Vocational Education Training
HH	-Household
LEAP	- Livelihood Empowerment against Poverty

DPCU -	District Planning Coordinating Unit
SEA	- Strategic Environmental Assessment
NDPC	- National Development Planning Commission
PFJ	-Planting for Food and Jobs
NABCO	- Nation Builders Corps
LED	-Local Economic Development
WGDA	- West Gonja District Assembly
DCF	- Disability Common Fund
MMR	-Maternal Mortality Ratio
MSDI	-Ministry of Special Development Initiatives

CHAPTER ONE

1.1 BACKGROUND

The West Gonja Municipal Assembly (WGMA) is one of the Assemblies in the newly created Savannah region. The Municipal Assembly exists to improve the quality of life of the people and enhance the development of the Municipality by mobilizing resources to provide services and create an enabling environment for all stakeholders to participate in development. The selection of Damongo, as the regional capital of the Savannah region, places much more responsibility on the managers of the Municipality to develop strategic steps to guide the execution of this mission and the realization of a vision to become a world-class Municipality with a healthy, well informed and law-abiding citizenry. Before the creation of the Savannah region, the then West Gonja district Assembly developed a blueprint for development which was meant for implementation within four years (2018-2021). This blueprint was prepared to reflect the 2018-2021 Medium Term Development Policy Frameworks (MTDPF) of the Government of Ghana which is the Sixth in the series of medium-term national development policy frameworks prepared over the past years. It builds on the successes and challenges of the immediate predecessor policy framework, the GSGDA II which was implemented over the period 2014 – 2017, and is guided by the Government’s commitments under the “An agenda for Jobs: creating prosperity and equal opportunity for all”

This Annual Progress Report which covers the period January to December 2020 serves as a key instrument for reporting on the progress made towards the achievement of development goals and objectives enshrined in the above-mentioned four-year development plan of the district.

1.2 PURPOSE OF MONITORING AND EVALUATION FOR THE YEAR, 2020

Monitoring and evaluation (M&E) is a very critical activity that ensures effectiveness in the execution of policy programmes and projects. The main M&E goal for the quarter, therefore, is to effectively monitor the implementation of planned activities and evaluate results and impacts to ensure that development interventions are having the desired effects in terms of transforming the lives of people in the Municipality. The following are the specific M&E objectives for the quarter under review:

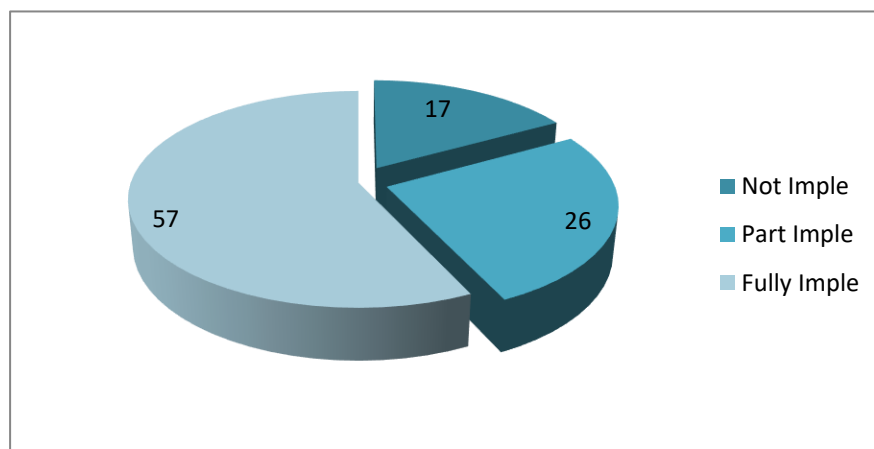
- To assess project results: To find out if and how development objectives are being met and are resulting in desired changes
- To promote learning: To identify lessons for informed decision making and to ensure effective and efficient design and implementation of development interventions
- To ensure accountability: To be accountable to community members, key agencies, institutions, and other development partners supporting the development process

1.3 SUMMARY OF ACHIEVEMENTS

1.3.1 Proportion of 2020 Annual Action Plan (AAP) Implemented

The 2018-2021 District Medium Term Development Plan (DMTDP) is implemented on annual basis. A total of **195** activities were earmarked for implementation in 2020. These are spread under four development dimensions including Governance, corruption and public accountability (**24**), Economic development (**63**), Social development (**81**) and Environment, Infrastructure and Human settlements (**27**). Out of the total planned interventions of **195**, a total of **161** activities were implemented representing 83.51 percent of planned programmes and projects. Out of this, **57** percent are completed, **26** percent are partially and **17** percent are yet to start. Fig. 1 indicates the proportion of the 2020 AAP implemented. This indicates that the Assembly has not been able to implement 17 percent of its planned interventions. This is on account of a number of factors including inadequate funds, and untimely release of funds from central government. The statistics above indicate that the Municipal Assembly was unable to implement all its planned activities. This was due to inadequate funds from central government and the outbreak of the COVID-19 pandemic.

FIGURE 1: PROPORTION OF 2020 AAP IMPLEMENTED IN THE 4 TH QUARTER



Source: MPCU, 2020

1.3.2 Proportion of the AAP Implemented

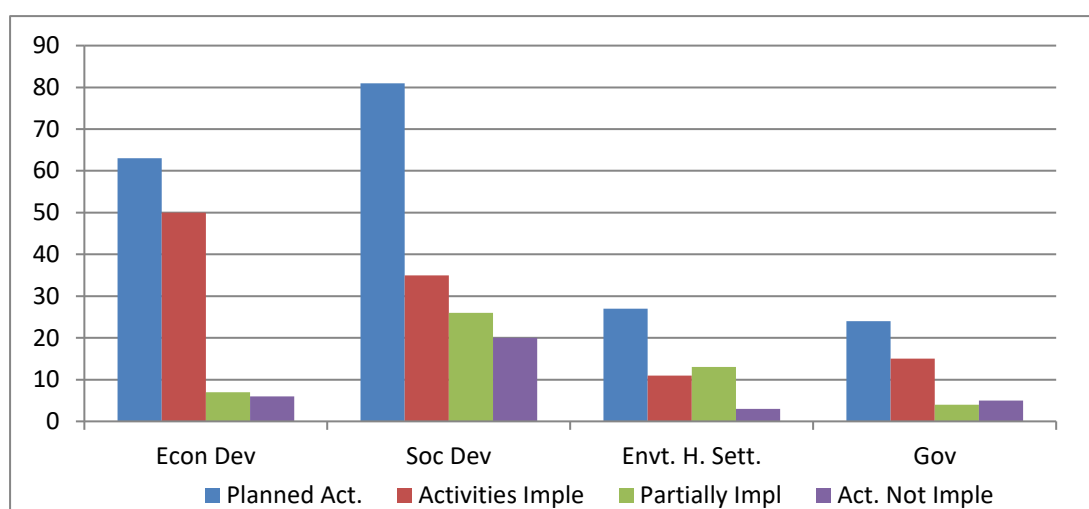
From the table below, social development dimension has the highest number of activities (81) planned for implementation and governance, corruption and public accountability has the least number of planned activities earmarked for implementation. Economic development recorded the highest number of implemented activities with 50 and the least number (3) of activities not implemented has been recorded under Environment, Infrastructure, and Human Settlements Development. A graphic representation of table 2.1 is shown in figure 2 below.

TABLE 1.1: IMPLEMENTATION OF 2020 ANNUAL ACTION PLANS

S/N	Development Dimension	2020			
		Plan	No. of Activities Implemented	On-going	No. of Activities not Implemented
1	Economic Development	63	50	7	6
2	Social Development	81	35	26	20
3	Environment, Infrastructure, and Human Settlements Development	27	11	13	3
4	Governance, Corruption and Public Accountability	24	15	4	5
5	Total	195	111	50	34

Source: MPCU,2020

FIGURE 2: IMPLEMENTATION OF 2020 AAP



Note: Total numbers of activities executed include both physical and non-physical projects that are either completed or ongoing but not abandoned. This excludes projects and programmes that were implemented or being implemented outside the annual action plan. Total number of planned activities for the year 2020 refers to only projects and programmes captured in the 2020 AAP

1.4 MONITORING AND EVALUATION PROCESSES

The following processes were used to assess the performance of the district:

- Plan implementation review meetings with stakeholders including project beneficiaries, traditional authorities, civil society organizations, NGOs, development partners, and heads of decentralized departments.
- Visits to project sites by the Municipal Monitoring Team to monitor the implementation of projects and programmes
- Engagement meetings with project and programme beneficiaries

1.5 SUMMARY OF CHALLENGES ENCOUNTERED

- Delay in the provision of information by some decentralized departments
- Inadequate funds for the implementation of planned activities
- Untimely release of funds from central government for project /Programme implementation
- Difficulty in getting information on projects awarded at the national level
- Different reporting timelines for some decentralized departments
- Inconsistencies in data collected from decentralized departments

CHAPTER TWO

ECONOMIC DEVELOPMENT

2.0 INTRODUCTION

Economic development is one of the development dimensions of the development policy framework of government which is christened “An agenda for Jobs: creating prosperity and equal opportunity for all”. The overall goal of the district’s economic development strategies, over the medium term is to build a prosperous society. This was adopted from the 2018-2021 MTDPF of government. In pursuance of this goal, a number of activities were implemented within the period under review to achieve the following adopted specific development objectives:

- ◆ Ensure improved fiscal performance and sustainability
- ◆ Ensure improved agricultural production efficiency and yield
- ◆ Promote livestock and poultry development for food security and income generation
- ◆ Improve post-harvest management
- ◆ Ensure improved skills development for industry
- ◆ Pursue flagship industrial development initiatives
- ◆ Support entrepreneurs and SME development

2.1 UPDATE ON REVENUE SOURCES

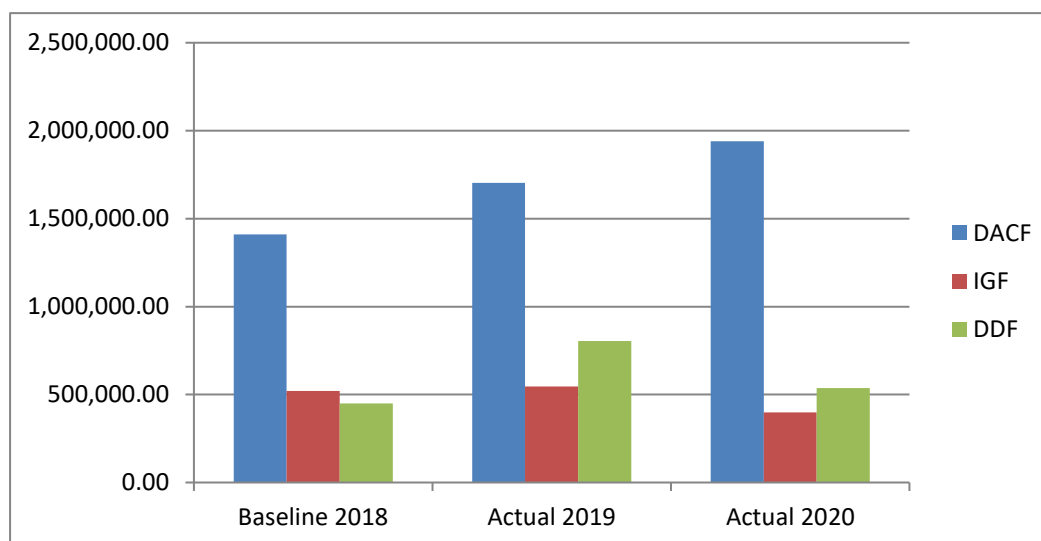
Within the year under review, funds mobilized to prosecute the development agenda of the Municipality stood at Six Million One Hundred and Nine-five Thousand and Eighty-seven Ghana cedis, Twenty-eight pesewas (**GHC 6,195,087.28**). This represents 74.09% of targeted revenue for the year. The Highest contributor (About 40.5%) of the total funds mobilized within the quarter under review comes from the GOG transfer. Table 2.0 provides details on the funding sources for 2020 fiscal years.

TABLE 2: UPDATE ON REVENUE SOURCES

Sources	Baseline 2018	Target 2019	Actual 2019	Target 2020	Actual 2020
DACF	1,410,474.09	3,181,667.36	1,703,264.81	3,088,708.3	1,9339,432.01
IGF	521,131.76	539,268.00	546,371.56	649,245.00	398,411.66
MP CF	332,332.16	420,000.00	375,907.68	420,000	361,412.27
PWDS CF	153,282.74	155,000.00	89,900.08	150,000.00	186,201.77
MSHAP	4,340.54	8,450.00	2,901.50	0.00	5,525.93
DDF	448,633.00	850,560.00	804,156.00	1,981,944.00	536,054.28
RING	1,213,185.82	1,000,000.00	863,232.24	0.00	0.00
CIDA	214,218.55	214,761.45	214,761.45	241,261.45	259,248.83
GoG	-	75,801.45	11,023.75	1,830,292.57	2,508,800.53
TOTAL	5,920,016.65	8,062,992.00	4,548,519.07	8,361,451.32	6,195,087.28

Source: District budget Unit, 2021

FIGURE 3: REVENUE SITUATION



Source: MPCU, 2021

Figure 3 shows flow of funds from the three (4) major sources of revenue for development activities of the Municipality. From the figure above, among the three sources of funds, DACF constitute the highest source of funding in the 2020 fiscal year. Eventhough, DDF transfers have not been regular within the year, it constitute the second largest source of funding for the municipality. The Municipality had the highest transfer of both DACF and DDF in the third quarter. IGF constitutes the least source among the three sources of revenue.

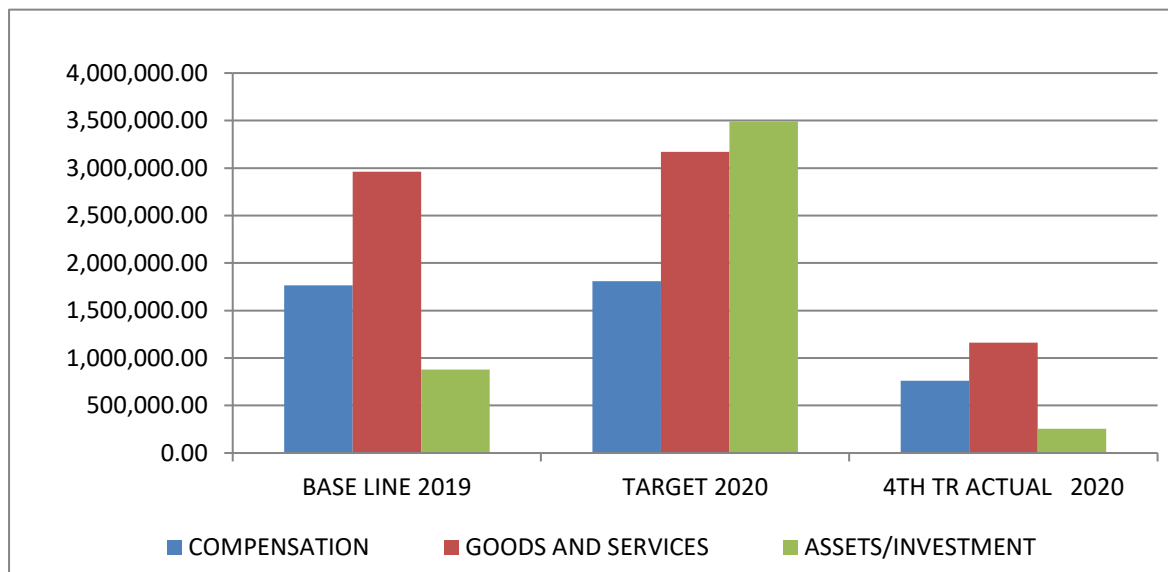
TABLE 3: UPDATE ON EXPENDITURE

SOURCE	BASELINE 2018	ACTUAL 2018	TARGET 2019	ACTUAL 2019	TARGET 2020	ACTUAL 2020
COMPENSATION	1,845,705.31	1,725,226.31	1,837,852.00	1,764,058.64	1,810,385.28	2,468,415.90
GOODS AND SERVICES	4,647,729.00	3,357,559.64	3,578,875.00	2,960,923.31	3,170,233.38	3,041,330.03
ASSETS/INVESTMENT	3,189,435.00	979,439.25	2,681,265.00	877,032.89	3,491,944.12	1,136,369.84
TOTAL	9,682,869.00	6,062,225.20	8,062,992.00	5,52,014.84	8,472,562.78	6,646,115.77

Source: District budget unit, 2020

Table 5 above indicates that the Assembly has not been able to meet its expenditure targets for compensation, investment and goods and services. At the end of the fiscal year, 2020, the Assembly has spent more on Goods and Services than investment and compensation. This indicates that more of the Assembly’s financial resources are devoted to Goods and services than investment. Figure 4 show a graphic representation of expenditure of the Municipal Assembly.

FIGURE 4: ANALYSIS OF EXPENDITURE



SOURCE: MPCU, 2021

2.2 AGRICULTURAL DEVELOPMENT

Agriculture plays a critical role in reducing poverty and promoting growth in the Ghanaian economy. Ghana, therefore, needs an agricultural revolution that is productivity and growth driven to increase income levels. Agriculture is the main stays of the district as majority (About 60.5%) of households in the district are engaged in agriculture. This section assesses performance of the district under the agric sub-sector. The district has identified the demand driven approach as an essential way of promoting agric development. The following provides a summary of achievements under the agric sub-sector within the year under review.

Home and farms visits were conducted for effective extension delivery. There had been forty-eight (48) days of showers of rain amounting to eight hundred and eighty seven (887) mm during the year which was not evenly distributed across the Municipality. Agricultural activities such as ploughing, planting, fertilizer application, pest and disease control were progressing.

Government flagship programmes currently ongoing are Planting for Food and Jobs (PFJ), Planting for Export and Rural Development (PERD) and Rearing for Food and Jobs (RFJ).

The Municipality is also collaborating with the following partners to complement government's effort in effective agricultural delivery; Savannah Agriculture Productivity Improvement Project (SAPIP), Savannah Investment Programme (SIP), Sustainable Land and Water Management Project (SLWMP), Ghana Extension Systems Strengthening Project (GESSiP) and Ghana Rural Agricultural and Cashew Enterprises (GRACE) project.

2.2.0 ACTIVITIES UNDERTAKEN IN AGRICULTURE SECTOR

The Municipality collaborated with other partners in the agric sector to conduct training and field demonstrations for farmers in the Municipality. The training were undertaken to build the capacity of farmers on climate smart agric, afforestation , demonstrations on various crops, fortification of other staples with soya beans and post harvest management of crops. The tables below presents collaborative activities carried out and the beneficiaries.

TABLE 4: TRAINING UNDERTAKEN IN AGRICULTURE SECTOR

Project	Activity	Beneficiaries		
		Male	Female	Total
TREE AID/ GRACE	Trained cashew lead farmers on Climate Smart Agriculture and Conservation Agriculture.	384	116	500
GESSiP	Conduct field demonstration on maize varieties for 80 CBAs	68	12	80
SLWMP	1. Cereal-legume rotation 2. Afforestation	56	19	75
MAG	Conducted on farm demonstration on Maize, Rice and Soybean	7	5	12
SAPIP	Conducted on farm demonstration on Maize, Rice and Soybean	8	4	12
Total		523	156	679

Source: (West Gonja Municipal Agric, 2021).

TABLE 5: TARMER TRAININGS

No.	Training	Beneficiaries		
		Male	Female	Total
2	Two women groups in YRA and Canteen respectively have been trained on how to fortify other staple food with soybean	0	60	60
3	Trained farmers on postharvest management and handling techniques	17	13	30
Total		17	73	90

Source: (West Gonja Municipal Agric, 2021).

2.2.1 Livestock Sector Activities

1. Under government's rearing for food and jobs campaign, West Gonja is benefiting from the package and 30 livestock farmers have been registered to benefit.
2. A total of fifty-one (51) poultry farmers have been identified in the Municipality. They were taken through training on pests and diseases identification, isolation and basic treatments.
3. A total of 1,200 animals have been offered prophylactic treatments and vaccinations.
4. Ante mortem and post mortem inspections of livestock were carried out at the slaughter house.
5. Inventory on livestock population in the Municipality is been carried out.

2.3 MPLEMENTATION OF GOVERNMENT FLAGSHIP PROGRAMMES UNDER AGRIC

2.3.0 PLANTING FOR FOOD AND JOBS

The planting for Food and Jobs (PFJ) initiative is a government flagship initiative aim at increasing food production and generating income for farmers. Under the initiative, a number of farmers were supported with subsidized agric inputs. Farming inputs such as fertilizers, seedlings and weedicides have been distributed to farmers across the Municipality.

2.3.1 PFJ Registration and Beneficiaries

The table below gives information about farmers who were registered and actual beneficiaries. They include fertilizers, and seedlings.

TABLE 6: AGRICULTURE INPUTS DISTRIBUTION

Input	Number of beneficiary farmers
Fertilizer	1,398
Seed	628

Source: (West Gonja Municipal Agric, 2021).

2.3.2 Agro Input Dealers

There are Sixteen (16) registered fertilizer dealers as distributors and retailers and two (2) registered seed dealer in the Municipality. These input outlets are mainly in Damongo, Busunu and Larabanga.

2.4 PLANTING FOR EXPORT AND RURAL DEVELOPMENT (PERD) PROGRAMME

PERD is a decentralized National Tree Crop Programme of Government with the aim to promote rural economic growth and improve household incomes of rural farmers through the provision of certified improved seedlings, extension services, business support and regulatory mechanisms. To ensure the realization of the Ghana beyond Aid Agenda, the Ministry of Food and Agriculture in collaboration with the Ministry of Local Government and Rural development rolled out the PERD programme to develop nine (9) commodity value chains including Cashew, coffee, cotton, coconut, citrus, oil palm, mango, rubber and shea through a decentralized system. The Municipal Assembly in partnership with Tree Aid and Olam Ghana are implementing the PERD programme in the Municipality by distributing cashew to interested farmers.

TABLE 7: DISTRIBUTION OF CASHEW SEEDLINGS TO BENEFICIARIES

Year	Supporting institution	Type of seedling	Total number of seedling distributed	Area covered (HA)	Total number of beneficiary farmers
2020	Municipal Assembly	Cashew	7,760	77.6	194
2020	TREE AID/	Cashew	2,000	20	50

	GRACE				
2020	OLAM GHANA	Cashew	48,973	1,224.3	1,225
Total			58,733	1,322	1,469

Source: (West Gonja Municipal Agric, 2021).

2.5 SKILL TRAINING AND YOUTH EMPLOYMENT

One of the adopted economic development objectives of the district from the Agenda for jobs policy framework is to ensure improved skill development for the industry. In pursuance of this objective, the Municipal Assembly in collaboration with the Municipal Business Advisory Centre rolled out several training activities. Table 10 provides details on the skill development activities of the Assembly within the period under review

TABLE 8: SMALL AND MEDIUM SCALE BUSINESS DEVELOPMENT-CAPACITY BUILDING

YEAR	TRAINING AREA	PARTICIPANTS	NUMBER OF PARTICIPANTS	EXPECTED OUTCOME (S)
As of December 2020	Small Business Planning and Management Training	Selected clients of the BAC	50	Clients should be able to keep a healthy bookkeeping habit at the workplace after counseling. They should also maintain a good customer relationship at work in order to improve and expand their operations.
	Financial management		20	

	training			
	Beekeeping Training	Selected Beekeepers in the Municipal	20	The level of understanding of participants was tested on beekeeping practices
	Beads production Training	Selected Beads producers in the Municipal	20	The level of understanding of participants was tested on Beads production processes

Source: (BAC, 2021).

TABLE 9: ACTIVITIES IMPLEMENTED UNDER BY BAC

Activity for the year	Target	Achievement	Remarks
Business Counselling for Clients	50 clients of the BAC	Done	Counseling was successfully carried out and reported on.
Intermediate Business planning and management	Clients of the BAC who own businesses	Done	Funds were received for training but training could not be carried out due to the restrictions on public gathering.
Handing over of the BRC to the Municipal by the Contractor	The Municipal and Business Advisory center	Done	The BRC was successfully handed over

Handing over of the construction site for the construction of the Cassava factory under the 1D1F project	The municipality	Done	The site was handed over to the contractor. Work on it is ongoing
Liaised with NEDCO for an extension of electricity to the Construction site of the Cassava factory	The municipality	Done	NEDCO went to inspect the place to mark a place where the transformer will be planted. Electricity though is yet to be extended there
Sensitization of the President's CAP Business Support Fund.	The Municipality	Done	Sensitization of the fund was done at Radio Stations and local information centers across the municipal
Registration and application for the CAP Business Support Fund.	The Municipality	Done	The process was carried out successfully and disbursement is well underway.
Farm-Based Beekeeping	Selected Beekeepers in the Municipal	Not Done	Funds were received for training but training could not be carried out due to the restrictions on public gathering.
Traditional craft Beads Production	Beads makers	Not Done	Funds were received for training but training could not be carried out due to the restrictions on public gathering.

Source: (BAC, 2021)

2.6 INDICATORS UNDER ECONOMIC DEVELOPMENT DIMENSION

TABLE 10 AGRICULTURAL SERVICES

INDICATOR	TARGET	ACHIEVEMENT AS AT JUNE, 2019	ACHIEVEMENT AS AT DECEMBER, 2020
No. of farming communities	78	53	78
Communities per AEAs	4	10	4
No. of communities reached	78	60	78
Planned programs that are gender sensitive	2	1	2
No. of farmer groups	200	69	132
No. of groups linked to credit facility	20	3	8
No. of seed dealers	6	3	3
No. of fertilizer dealers	30	9	16
No. of chemical dealers	15	3	11
No. of agriculture mechanizations centers	4	1	1
Animal vaccination	10,000	4,800	5,833
No. of hectares irrigated	10	6	7

Source: (Department of Agriculture, 2021).

TABLE 11: INDICATORS ON AGRICULTURAL ACTIVITIES

Indicator	Target	Actual as at 2019	Actual as at December, 2020
Indicator (Categorized by Development Dimension of Agenda for Jobs)			
Total output in agricultural production			
i. Rice (milled)(m Ton)	2,500	2,461.8	1,700
ii. Yam (metric Ton)	160,000	149,009	1,012,049.9
iii. Groundnut (metric Ton)	9,200	8,151.8	
iv. Cassava (metric Ton)	456,000	374,387	307,941.5
v. Pineapple (metric Ton)	N/A		
vi. Pawpaw (metric Ton)	N/A		
vii. Mango (metric Ton)	N/A		
viii. Maize (metric Ton)	19,200	17,385.5	29,064.3
ix. Millet (metric Ton)	2,750	1,750	520.52
x. Sorghum (metric Ton)	5,210	4,142.6	1,053
xi. Cocoyam (metric Ton)	N/A		
xii. Shea nut (metric Ton)	4,000	3,260	3,740
xiii. Oil palm (metric Ton)	N/A		
xiv. Cashew (metric Ton)	150	110	245
xv. Soya beans (metric Ton)	6,290	4,210	3,538.04
xvi. Cowpea (metric Ton)	5,980	5,885	6,739.5
xvii. Plantain	N/A		
xviii. Sheep (count)	20,230	9,300	90,365

xix. Goat (count)	18,538	10,000	159,159
xx. Cattle (count)	19,400	11,300	45,315
xxi. Poultry (count)	50,000	13,000	621,955
xxii. Pig (count)	30,956	7,000	40,121
Percentage of arable land under cultivation	30	19	20

Source: (Department of Agriculture, 2021).

TABLE 12: COMMERCIAL AND SMALL HOLDER FARMERS

Indicator	Target		Actuals as at 2019		Actuals as at December, 2020	
	Smallholder farmers	Commercial farmers	Smallholder farmers	Commercial farmers	Smallholder farmers	Commercial farmers
Farmers (Count)	3,000	1,000	2,115	421	1,647	818

Activities for the year	Target	2019 Achievement	2020 Achievement	Remarks
e-farmer registration	12,000	6,840	7,110	Covid-19 pandemic slowed pace of registration in 2020
Demonstrations	80	48	179	Demonstrated successfully conducted

TABLE 13 : MUNICIPAL AGRICULTURE DEPARTMENT STAFFING SITUATION

YEAR	CATEGORY	TARGET	2019 ACHIEV.	2020 ACHIEV.
As at December 2020	No. of AEAs	32	21	21
	No. of AEAs required at post	32	21	21
	No. of Female AEAs	13	3	3
	No. of veterinary staff	8	3	6

Source: (West Gonja Municipal Agric, 2020)

CHAPTER THREE

SOCIAL DEVELOPMENT

3.0 Introduction

Social development is all about improving the well-being of every individual in society. To achieve this, the investment must be made in people. The Social development agenda of the Municipality, therefore, covers several thematic areas including education, health, social welfare, and community development, poverty and inequality, water and environmental sanitation, gender, youth development, and social protection. This chapter, therefore, assesses the performance of the Municipality in pursuing its social development goal of creating opportunities for all in the light of the following social development objectives:

- ◆ To Enhance inclusive and equitable access to, and participation in quality education at all levels
- ◆ To strengthen school management systems
- ◆ To Ensure affordable, equitable, easily accessible, and Universal Health Coverage (UHC)
- ◆ To Strengthen the healthcare management system
- ◆ To Reduce disability morbidity and mortality
- ◆ To ensure food and nutrition security
- ◆ To improve access to safe and reliable water supply services for all
- ◆ To Enhance access to improved and reliable environmental sanitation services
- ◆ To Ensure effective child protection and family welfare system and among others
- ◆ Strengthen social protection, especially for children, women, persons with a disability, and the elderly
- ◆ Promote full participation of PWDs in social and economic development
- ◆ Ensure reduction of new HIV, AIDS/STIs, and other infections, especially among vulnerable groups

3.1 Education

Education is a critical component of social development. The role of education in national development is something that cannot be over-emphasized. Over the period under review, the Assembly in collaboration with its development partners has made a significant investment to ensure access to quality education in the Municipality. Additional classroom blocks have

been provided, existing dilapidated school buildings are being rehabilitated, school furniture is being provided as well as other teaching and learning materials.

3.1.1 Implementation of Pro-poor Flagship Initiatives under Education

3.1.2 School Feeding Programme

The Ghana School Feeding Programme (GSFP) was launched in 2005 to achieve the Millennium Development Goal concerning the reduction of hunger. It seeks to achieve the following objectives:

- (1) Increase school enrolment, attendance, and retention
- (2) Reduce hunger and malnutrition
- (3) Boost domestic food production. Children in deprived public primary schools and kindergartens shall get one hot, nutritious meal a day. In the fourth quarter of 2020, forty-five (45) primary schools were under the Ghana school feeding program, with a total population of 12,002 pupils.

TABLE 14: IMPLEMENTATION OF THE SCHOOL FEEDING PROGRAMME

Indicator	Baseline 2018	2019	2020
Enrolment in school feeding schools	10,811	11,852	12,002
No. schools covered	34	40	45

Source: Cen Adm. 2021

3.1.3: Free Senior High School Education (FSHSE)

The implementation of the FSHSE began in the 2018/2019 academic year. The FSHSE policy implies the absorption of all approved fees currently charged to students in public SHS and TVET institutions. The tables below provide details on the implementation of the FSHSE

TABLE 15: IMPLEMENTATION OF FREE SHS EDUCATION

YEAR	TOTAL NUMBER OF BENEFICIARY STUDENTS	AMOUNT DISBURSED
As at December, 2020	2,518	865,999.08

3.1.4 Capitation Grant Payment

The capitation grant was introduced to improved access to basic school. Its introduction eliminates the need to pay fees for basic education, especially for the poor who were not accessing education on cost grounds. The transfer of funds for implementation of the programme has however stalled since the first quarter of 2020. The last time basic schools in the Municipality received capitation grants from the central government was in 2019 where GHC 63,311.00 was disbursed to schools with a combined student population of 14,359.00 . This is negatively affecting the running of schools in the municipality since parents are not made to pay schools fees.

3.2: PERFORMANCE INDICATORS IN EDUCATION

The following quality and quantity indicators have been used to assess the progress that the Municipality has achieved in delivering quality education to the people.

TABLE 16: PERFORMANCE INDICATORS-ACCESS

Indicator	Target 2020	Actual as at December, 2020
Primary		
Net Enrolment Rate (NER) %	86.5%	88.9
Gender Parity Index (GPI)	0.95	0.99
Transition Rate from P6 to JH1	88.5%	100.9
Completion Rate at P6	73.7%	113.1
JHS		
Net Enrolment Rate (NER)	39.1%	45.2
Gender Parity Index (GPI)	1.07	1.08
Completion Rate at JH3	43.6%	66.8
SHS		
Net Enrolment Rate (NER)		43.9
Gender Parity Index (GPI)	0.90	0.86
Completion Rate at SH3	33.4%	80.7

Source: (Municipal Education Directorate, 2021)

Net Enrollment Rate (NER)

Table 18 presents performance indicators that measure access to education in the Municipality. Several key performance indicators measure access to education. These include Net Enrollment Ratio (NER), Gender Parity Index (GPI), Transition Rate (TR), and Completion Rate (CR). NER indicates the level of participation in a given level of education. It is therefore a good indicator for the measurement of the capacity of the education system to enroll students of a particular age group. NER is the Enrolment of the official age group for a given level of education expressed as a percentage of the corresponding population. A high NER denotes a high degree of coverage for the official school-age population. Increasing trends can be considered as reflecting improving coverage at the specified level of education. The Municipality has able to surpass its NER target of 86.5% to 88.9% and 39.1 to 45.2 for primary and JHS respectfully. This therefore depicts improvement in the capacity of the municipality to enroll students.

Gender Parity Index (GPI)

Table 3.0 provides analysis of GPI at Primary, JHS and SHS levels. GPI measures progress towards gender parity in education participation and or learning opportunities available for women about those available to men. A GPI equal to 1 indicates parity between females and males. A value less than one indicates a disparity in favour of boys or men and a value greater than one indicates otherwise.

The Municipality has seen marked improvement in the participation of girls in at the Primary and Junior High School (JHS) level. At the primary level, eventhough girls participation in education is still low when compared to boys, the municipality has been able to exceed their target for 2020. The Municipality recorded 0.99 GPI as against a set target of 0.95, a difference of 0.5. However, at the JHS level, girls are doing well in participation than boys in education. The Municipality has also slightly exceeded it target of 1.07 GPI to 1.08 GPI. At the Senior High School leve (SHS) girls participation is lower than boys. The Municipality has not able to meets set target for the year.

TABLE 17: PERFORMANCE INDICATORS-PRIMARY

Quality	Sex	Target 2020	Actual as at December, 2020
Number of teachers in all schools	Total	518	318
	Male	332	222
	Female	185	96
Percentage of female teachers		35.8%	30.19
Number of teachers in public schools	Total	497	293
	Male	321	207
	Female	176	86
Number of teachers in private schools	Total	20	25
	Male	11	15
	Female	10	10
Percentage of teachers in private schools		3.9%	7.86
Percentage of trained teachers	Total	87.3%	78
	Public	88.6%	85
	Private	57.0%	0
Pupil Teacher Ratio	Total	18	28
	Public	17	29
	Private	45	26
Pupil Trained Teacher Ratio	Total	20	36.2
	Public	19	13
	Private	79	0
Pupil Core Textbook Ratio in public schools	English	1	0.2
	Maths	1	0.4
	Science	1	0.2

Source: (Municipal Education Directorate, 2021)

TABLE 18: PERFORMANCE INDICATORS-JHS

Indicator	Sex	2020 Target	Actual as at December 2020
Number of teachers in all schools	Total	98	250
	Male	73	198
	Female	25	52
Percentage of female teachers		25.9%	20.8
Number of teachers in public schools	Total	91	240
	Male	69	188
	Female	22	52
Number of teachers in private schools	Total	7	10
	Male	4	10
	Female	3	0
Percentage of teachers in private schools		7.1%	4
Percentage of trained teachers	Total	88.6%	88
	Public	95.0%	91.7
	Private	6.0%	0
Pupil Teacher Ratio	Total	27	12.23
	Public	26	12
	Private	35	15
Pupil Trained Teacher Ratio	Total	30	13.92
	Public	27	13
	Private	583	0
Pupil Core Textbook Ratio in public schools	English	1	0.3
	Maths	1	0.4
	Science	1	0.3
BECE pass rate by gender(2019)	Total	32.2%	19.8
	Male	34.7%	21.3

	Female	29.7%	18.1
BECE pass rate by core subjects	Eng	62.3%	19.8
	Math	54.1%	25.4
	Science	46.1%	36.4
	Social Studies	53.3%	37.4

Source: (Municipal Education Directorate, 2021)

3.4.1 Challenges in the Education Sector

- ◆ Inadequate furniture in schools
- ◆ Woefully inadequate textbooks for basic education especially in the core subjects
- ◆ Untimely release of capitation grant affects the smooth running of basic schools
- ◆ Inadequate classroom blocks in some circuits
- ◆ Inadequate water and sanitation facilities in schools

3.4 HEALTH SERVICE DELIVERY

Health service delivery is a critical component of the social development agenda of the Municipality. Over the years, efforts are being made to deliver health service to the people. The District Health Directorate in collaboration with the West Gonja Municipal Assembly and development partners in the health sector has been working towards increasing access to healthcare in the Municipality. Within the period under review, several interventions have been rolled out to achieve several objectives including the following:

- ◆ To Ensure affordable, equitable, easily accessible, and Universal Health Coverage (UHC)
- ◆ To Strengthen the healthcare management system
- ◆ To Reduce disability morbidity, and mortality and
- ◆ To ensure food and nutrition security

3.4.1 Operational Health Facilities

The Municipality has twenty-six (26) healthcare facilities including one Municipal hospital. Apart from West Gonja Hospital and SAGISS Health Centre which are managed by CHAG, all the remaining 24 health care facilities are managed by Ghana Health Service. The table below provides details on existing operational health facilities at the various sub-districts in the Municipal.

TABLE 19: OPERATIONAL HEALTH FACILITY

INDICATOR	Number as at Dec.
CHPS compound	20
Clinic	2
Health centre	3
Hospital	1

As part of an effort to combat the COVID-19 pandemic in the country, the West Gonja Municipal Assembly supported the West Gonja Municipal Health Management with funds to enable them to take measures to prevent the spread of the novel coronavirus (COVID-19) in the Municipality. The table below shows details of fund utilization.

TABLE 20: PURCHASED PPES

ITEMS/ACTIVITY	QUANTITY	UNIT COST	AMOUNT(GHC)
Examination Gloves	20 packs	75.00	1,500.00
Hand Sanitizers	60	30.00	1,800.00
Faces Mask	10 packs	150.00	1,500.00
PA system	1	1,541.00	1,541.00
Training of Health Staff	50	7.00	339.00
Purchase of liquid soap	8 gallons	25.00	200.00
Purchase of handwashing basins	16	7.5.00	120.00
TOTAL AMOUNT			7,000.00

Source: Municipal Health Directorate, 2021

As part of efforts to curtail the spread of the COVID-19 virus, the Municipal Assembly also collaborated with Zoomlion to disinfect streets and markets in three major towns (Damongo, Laribanga, and Busunu). The municipality also distributed dustbins, handwashing facilities, and hand sanitizers to various institutions in the Municipality to help prevent the spread of the virus.

3.4.2 Impact on Service Delivery

COVID-19 has impacted negatively on service delivery. This is because most people report late to the health facility for the fear of being suspected of COVID-19, but only come when

the condition gets worse. Additionally, Child Welfare Services has reduced because some mothers/caregivers are not willing to come for the services for the fear of COVID-19, this can interrupt negatively the routine vaccination which could eventually lead to an outbreak of vaccine-preventable diseases.

The limited resources especially finances that would have been used to purchase essential drugs and other important commodities and or consumables are used to purchase fuel for community sensitization and PPEs for health facilities.

Attention is given to COVID-19 than all the other conditions, this can make the health system lose track of other very important conditions that negatively impact health and for which attention should be put on them e.g. Malaria, Meningitis, etc.

Further, because of COVID-19, we are not able to organize community durbars where we give information and receive feedback from communities on health service delivery.

3.5 INDICATORS IN IHE HEALTH SECTOR

TABLE 21: DELIVERY SERVICES

INDICATOR	AS AT DEC.2020
Total Deliveries	480
Skilled Deliveries	479
% Skilled Delivery	91
TBAs Deliveries	1
Multiple Deliveries	14
Labour Rltd Morbidities	0
Referrals (Labour Cases)	31
Low Birth Weight	65
Still Birth	9
Neonatal Deaths	8
Maternal I Deaths	0
Maternal mortality ratio (Institutional)	0
Malaria case fatality (Institutional)	0

TABLE 22: ANC SERVICES

INDICATOR	INDICATOR LEVEL (2020)
ANC Attendance	2,904
4 th Visits	277
LLIN distribution to pregnant women	545
FP acceptor rate	20%
Testing in PMTCT	395

TABLE 23: FAMILY PLANNING SERVICES

INDICATOR	INDICATOR LEVEL 2020
Number of PNC registrants	491
PNC coverage	93%
PNC registrants seen within the 48 Hrs of delivery	469

TABLE 24: PMTCT SERVICES

INDICATORS	INDICATOR LEVEL (2020)
Anc Registrants	638
No Counselling	638
No Tested	395
No Positive	1
Counselling Ratio	1
Testing Ratio	61.9
Positive Ratio	0.003

TABLE 25: EXPANDED PROGRAMM ON IMMUNIZATION

INDICATORS	INDICATOR LEVEL (2020)
BCG coverage (%)	117
OPV3 Coverage (%)	93
Penta3 Coverage (%)	101
PCV3 Coverage (%)	102
IPV Coverage (%)	97
Rota2 Coverage (%)	84
Yellow Fever (YF) Coverage (%)	90
MR2 Coverage (%)	90
Men-A coverage (%)	84
Td2 Coverage (%)	60

TABLE 26: NUTRITION OF UNDER 5

CHILDREN <5YEARS	AS AT DECEMBER 2020
Total No. children weighed	9933
No. Underweight (Severe & moderate)	79
No. Normal	9854

TABLE 27: ACUTE MALNUTRITION

Indicator	AS AT DECEMBER 2020
Acute Malnutrition case admission	3
Number cured/Cure Rate	3(100%)
Number defaulted	0

TABLE 28: STAFF SITUATION

RANK	HEALTH CENTER	CHPS	# NEEDED	# AT POST	VARIANCE
Physician Assistant	3	0	9	3	6
Midwives	8	25	43	33	10
Registered Nurses	13	7	26	20	6
Enrolled Nurses	13	42	55	55	0
Comm. Health Nurse	5	18	33	23	10
Field Techn. (CH)	2	0	23	3	20
Laboratory Tech.	2	0	4	2	2

3.6 CHALLENGES IN THE HEALTH SECTOR

- Inadequate CHNs leading to one staff managing a CHPS zone
- Staff attrition
- Non-accreditation of some CHPS facilities affecting service delivery
- Inadequate transport for EPI activities
- Volunteer fatigue
- Inadequate vaccine storage points
- Inadequate funding for EPI support
- Lack of space for antenatal and skilled delivery in some facilities
- Delay in supply of drugs from regional medical stores for health service delivery
- Delay in reimbursement of NHIA fund

3.7 SOCIAL WELFARE, COMMUNITY DEVELOPMENT, AND SOCIAL PROTECTION

The Municipal Assembly in Performance its social responsibilities set out to achieve the following adopted development objectives:

1. To provide community-based rehabilitation programs in all communities
2. To provide professional social welfare and community development services in the municipality to ensure that statutory responsibilities are carried out in the field of Justice Administration, Child Rights Promotion and Protection, and Community Care.
3. To promote access to social services for the disadvantaged, vulnerable and marginalized groups.
4. To co-ordinate and regulate specialized residential services for children, under-privileged youth, the disabled and destitute.
5. To promote poverty alleviation and ensure income security among vulnerable, marginalized and disadvantaged groups

The Municipality worked in partnership with people in their communities to improve their social well-being through promoting social development with equity for the disadvantaged, the vulnerable, Persons With Disabilities (PWDs) and the excluded. The activities of the unit were carried out on the three core programmes under listed.

- Justice Administration
- Community Care
- Child Rights Promotion and Protection

3.7.1 Justice Administration

This involves investigating the background of juvenile offenders and writing Social Enquiry Reports (SER) to court for the court to help determine the appropriate treatment that has to be meted out to a juvenile offender. During the quarter the unit did not receive a single case of that nature.

3.7.2 Community Care

This involves identification and registration or profiling of Persons with Disabilities (PWDs) as well as the poor and the needy in the community and rendering services to them.

Interventions under taken in this programme include Livelihood Empowerment Against Poverty (LEAP), Working with Persons With Disabilities (PWDs) and Hospital Welfare

3.7.3 Livelihood Empowerment Against Poverty (LEAP)

The West Gonja Municipality has five thousand and six (5006) LEAP beneficiaries. Eight hundred and sixty-eight (868) LEAP beneficiaries were assisted to go through registration and renewal of their health insurance cards under the National Health Insurance Scheme (NHIS), a complementary benefit of the LEAP programme. At the end of the fourth quarter the Municipal Assembly monitored the payment of **GHC1,300,000.00** to all LEAP beneficiaries.

3.7.4 Working with Persons With Disabilities (PWDs)

During the quarter under review, the Municipal Assembly identified and profiled twenty one (21) Persons With Disabilities (PWDs) 9 males and 12 females. This brings the existing number of PWDs from 1,718 to 1,739 comprising 835 males and 904 females.

3.7.5 Hospital Welfare

The department also undertakes hospital welfare. This includes offering counseling services to patients to help them overcome their psychosocial problems, tracing patient’s relatives, liaising between patients and hospital management to find flexible terms of payment for patients and ensuring that patients do not remain in the hospital for long after they are discharged among others.

During the quarter under review, the Municipal Assembly offered welfare services to seven (7) patients who were admitted at the West Gonja Hospital. Below is a breakdown of the clients that received assistance under the hospital welfare services.

TABLE 29: BENEFICIARIES OF WELFARE SERVICES.

DATE	NAME	AGE	SEX	CONDITION
11/10/2020	Jakobu Samuel Oluwa	4	Male	Malnutrition
15/10/2020	Salamatu Zakaria	37	Female	Caesarean section
21/10/2020	Jamila Nuganga	32	Female	Seropositive with breathing complications.

17/11/2020	Leonard Puory-yella	32	Male	Bed sores
22/11/2020	Alhassan Yahuza	27	Male	Amputee
26/11/2020	Paulina Amamah	25	Female	Mother of pre-term baby
15/11/2020	Mustapha Alhassan	24	Male	Accident victim

Source: Department of SWCD,2021

All the above listed patients were treated and discharged successfully.

3.7.6 Child Rights Promotion And Protection

This involves regular visits to the Day Care Centers, Child Maintenance, child custody, paternity, family reconciliation, Child Abuse, violence against women and children and general advice.

During the quarter under review however, due to the outbreak of the corona virus pandemic, the daycare centres were not in session hence profiling and monitoring activities were not carried out. The department did not also record any cases with regards to child custody, child maintenance, paternity suits, child abuse, family reconciliation, and violence against women and children. However, the department is still receiving monthly payments of GH¢200 from a child maintenance case which was recorded in the first quarter of the year.

3. 8 WATER AND ENVIRONMENTAL SANITATION

The majority of residents in the Municipality do not have access to improved water sources and often resort to sources that are likely to be contaminated for drinking and other domestic chores. Continuous reliance on unsafe sources of water such as dams and dugouts by most communities in the district for drinking and other domestic chores' poses a water security threat in the Municipality. Majority of households in the municipality rely on bore-hole/pump/tube well (74.6%), Dugout/Pond/Lake/Dam/Canal (6.7%), river or stream (4.9%), unprotected well (3.8%), pipe-borne water outside the dwelling (2.9%) and pipe-borne water inside the dwelling (2.8%) for a drink. The percentage of people with access to potable water as at December 2020 is 52.18%, this has fallen short of the target of 55%. Also, the Municipality could not meet its target of 60% of people having access to improved sanitation services at the end of the fourth quarter. The Municipality was able to attained 23% of people having access to improve sanitation services. It is therefore very imperative to continue to

implement strategies that will help leverage access to adequate and quality water and sanitation for use by the people.

On the other hand, ensuring good sanitation practices in the Municipality has been a very arduous task as more than 50 percent of the inhabitants of the Municipality use the bush or relies on an open field for defecation. Assessment of water and sanitation service delivery within the period under review is based on the following policy objectives of the medium-term policy framework of Government:

- ◆ To enhance access to improved and reliable environmental sanitation services.
- ◆ To improve access to safe and reliable water supply services for all.

The Municipality in the fourth quarter carried out waste evacuation of refuse heaps at Canteen, Busunu and Laribanga. This was to help improve sanitation conditions in these communities

Within the period under review, the Municipal Assembly was able to undertake day-to-day inspection of 156 houses, which is about 50% of 300 houses to targeted to be monitored in the 2020.

TABLE 30: UPDATE ON CONVENTIONAL SMALL TOWN WATER SYSTEM (STWS)/GWCL

Community	Area Council	Population	Total no of STWS	No. of STWS Functioning	No. of STWS Non-Functioning
Damongo town	Damongo	28,356	1	0	1

Source: (DWST, December 2020)

TABLE 31: UPDATE ON ACCESS TO TOILET FACILITIES

Area/Town Council	No. of Public Toilets			No. of Household Toilets			Hand Washing Facilities
	Existing	Number in Use	Number Clean	Existing	Number in Use	Number Clean	#HHWF
Damongo	11	9	8	1200	1200	1150	348
Busunu	2	2	1	350	350	330	359
Laribanga	1	1	1	950	950	927	283

Total	14	12	10	2,500	2500	2,407	990
-------	-----------	-----------	-----------	--------------	-------------	--------------	------------

Source: (DWST, December 2020)

TABLE 32: PERFORMANCE INDICATOR

INDICATOR	TARGET 2020	ACHIEVEMENT AS AT DECEMBER, 2020
No. of communities declared ODF	10	0
No. of household latrines constructed	120	68
No. of Household hand washing facilities constructed	120	11
No. of KVIP toilets constructed	2	0

CHAPTER FOUR

ENVIRONMENT, INFRASTRUCTURE AND HUMAN SETTLEMENTS

4.0 Introduction

The medium-term goal under this development dimension is to safeguard the natural environment and ensure a resilient build environment. The Municipality seeks to achieve several objectives under this development dimension. These objectives include the following:

- ◆ Promote a sustainable, spatially integrated, balanced, and orderly development of human settlements
- ◆ Reduce environmental pollution
- ◆ Combat deforestation, desertification, and soil erosion
- ◆ Promote proactive planning for disaster prevention and mitigation
- ◆ Address recurrent devastating floods
- ◆ Improve efficiency and effectiveness of road transport infrastructure and services
- ◆ Minimize potential environmental impacts of the oil and gas industry and among others

4.1 Rural Electrification

Ending energy-related poverty is recognized by Sustainable Development Goal 7. The significance of electricity in the socio-economic development of rural areas is something that cannot be over-emphasized. Efforts are being made to increase access to electricity, particularly in rural areas. Over the years, several communities have been connected to the national grid. Table 35 provides details on rural electrification in the district.

TABLE 33: RURAL ELECTRIFICATION

Indicator	Baseline 2018	2019	As at December 2020
Total No. of communities with access to electricity	28	34	45

Source: MPCU Secretariat, 2021

4.2 Mobile network connectivity

Given the unprecedented growth of mobile telephony services and its increasing importance to the socio-economic development of communities, the Assembly continues to collaborate with mobile phone service providers to increase mobile network coverage in the district. The extension of mobile communication to communities where poverty is more pronounced will

in no small way help reduce access poverty in the beneficiary communities as mobile communication serves as an important enabler in accelerating access to socio-economic services by communities. Table 36 provides information on mobile network connectivity in the district

TABLE 34: UPDATE ON MOBILE NETWORK CONNECTIVITY

Indicator	Baseline 2018	2019	As of December, 2020
Number of communities with access to mobile network connectivity	-	40	50

Source: DPCU Secretariat, 2021

4.3 Update on permit delivery

Development permitting is the main tool for controlling or managing physical development. Effective physical development management promotes orderliness, the convenience of movement, public safety and enhances the aesthetics of human settlements. It is in recognition of this that the Local Governance Act, 2016 (Act 936) stipulates in section 91 (1) that “ a person shall not carry out a physical development in a district except with the prior written approval in the form of a written permit issued by the District Planning Authority”. In pursuance of the aforesaid section of the Local Governance Action, the Assembly has issued permits for the following developments as indicated by table 37

TABLE 35: UPDATE ON PERMIT DELIVERY

Type of Development	2019	As at Dec. 2020
Building	6	-
Gasoline station	-	-
Telecommunication mask	1	-
Temporal structures	56	45

Source: Physical Plannig Department 202

4.4 Update on Local Plan preparations

Amidst the rapid rate of population growth and urbanization coupled with the selection of Damongo as the regional capital of the Savannah region, the importance of spatial planning

in the district is something that cannot be over-emphasized. However, there are increasing complexity of issues relating to spatial plan preparation, its implementation, coordination and administration. The absence of local plans in some communities and failure to update existing plans results in ineffective development control in the district. This leads to the deterioration of the physical environment at an alarming rate. Table 38 provides update on the number of communities with local plans from 2017 to 2020.

TABLE 36: PREPARATION OF LOCAL PLANS

Year	2017	2018	2019	As of December 2020
Number of communities with local plans	1	2	14	4

Source: Physical Plannig Department 2021

4.5 Status report on the Implementation of Street naming and Property Addressing

The main rationale for the street-naming and property addressing project in Ghana is to identify and name all streets in the MMDAs and number or address all properties along the named streets. This is to serve as an enabler in enhancing service delivery by MMDAs. The implementation of the Street-naming and Property addressing policy in the Municipality has not been encouraging. Table 39 depicts the status of implementation of the policy in the Municipality where only 27 streets have been named and no existing property has been addressed. It is therefore imperative for management to commit more resources to ensure that more streets and properties are named and addressed.

TABLE 37: IMPLEMENTATION OF THE STREET-NAMING AND PROPERTY ADDRESSING POLICY

Indicator	Baseline (2017)	2018	2019	As at Dec. 2020
Number of properties addressed	-	-	-	-
Number of streets named	10	-	-	27

Source: Physical Planning Department, 2021

TABLE 38: LIST OF NAMED STREETS

SN	EXISTING STREET	NEW NAME
1	BUSUNU TO DABOYA	BUSUNU -DABOYA ROAD
2	DAMONGO TO SAWLA	DAMONGO SAWLA HIGHWAY
3	FORIPUA TO ZUGNI	FORIPUA-ZUGNI WALKING TOUR
4	OLD POST OFFICE TO GES BLOCK	GES CLOSE
5	MOLE PARK JUNCTION TO MOGNORI	MOGNORI ROAD
6	MOLE JUNCTION PARK TO MOLE MOTEL	MOLE PARK ROAD
7	POLICE COMMANDER'S TO DEPUTY DIRECTOR BNGALOW	BUNGALOW DRIVE
8	HANGLINE	TARIWURA LINK
9	ROAD BETWEEN ZEN FILLING STATION AND AY STATION	ISSAH CHAIRMAN
10	JAMBIA HOUSE ROAD	MAMPRUDOW
11	POLICE HEADQUARTERS ROAD	NBONWURA JIMAH
12	SISTERS CONVENT TO ST ANNS	KONKONCHIE
13	TWO BROTHERS CARPENTRY SHOP	DR. LUBIA
14	YAGBON JHS TO NEWLIFE	PETER DUMOLGA
15	DAMONGO CREDIT UNION TO ABINGA	REV. FR. J.C VOET
16	NPP OFFICE JUNCTION TO PRESBY PRIMARY	REV C.J. NATOMAH
17	CANTEEN JUNCTION TO CANTEEN PRIMARY BLOCK A	GYEBI
18	POLICE STATION JUNCTION TO 7,7 JUNCTION	KUNTUKURE LINK
19	LIMMANN SEIDU HOUSE TO COACH HOUSE	LANGBANTO LINK
20	RAZAK STORE JUNCTION TO TOWN CLINIC	LERMU LINK
21	AMANDA CANTEEN TO ACOLA BAR	DANGE LINK
22	ABOAGYE FILLING STATION TO GALAMSEY JUNCTION	JAFO STREET
23	ISSIFU DENKERI BUILDING TO ONE STORY BUILDING MOSQUE	BOLONG STREET
24	GALAMSEY JUCTION TO ABOAGYE F.	SALAKOWO STREET
25	YAGBONWURA JUNCTION TO DASS	YAGBONK CLOSE
26	GN BANK JUNCTION TO BISHOP RESIDENSE	BISHOP STREET
27	GALAMSEY JUNCTION TO KPIRI	KPIRI

CHAPTER FIVE

GOVERNANCE, CORRUPTION AND PUBLIC ACCOUNTABILITY

5.0 Introduction

Transparency, accountability, and public participation have been the hallmark of good governance. The medium Term goal under this development dimension of the Agenda for Jobs is to maintain a stable, united, and safe society. Several policy objectives were adopted to guide the attainment of the medium-term development goal. These include:

- ◆ To Deepen political and administrative decentralization
- ◆ To improve popular participation
- ◆ Deepen transparency and public accountability
- ◆ Enhance security service delivery
- ◆ Build an effective and efficient government machinery

TABLE 39: REPORTED CASES OF CRIME-2017- DECEMBER 2020

INDICATOR	2017 (Baseline)	2018	2019	As at Dec. 2020
ROBBERY	6	4	4	-
STEALING	22	18	30	-
ASSAULT	5	4	12	-
ABDUCTION	-	-	-	-
DROWNING	-	-	-	-
UNLAWFUL POSSESSION OF FIREARM	-	3	-	-
RAPE	-	4	-	-
DEFILEMENT	-	1	1	-
MURDER	3	4	1	-
TOTAL	36	38	48	-

Source: Municipal Police Office, 2021

5.4 Update on Popular Participation

As contained in the Republican constitution of Ghana and other relevant Parliamentary enactments, the power in the local authorities belong to the people hence must be involved at all levels of decision making. The involvement of citizens in decision-making enhances confidence in the local authorities. Participation of local people in the decision-making process also ensures ownership and sustainability in service delivery.

The Municipality Assembly as a Planning Authority as enshrined in the relevant institutional framework practices some amount of citizen participation. Currently, citizens participate in governance through a direct process where Assembly engages them in a public hearing, Fee Fixing, Needs Assessment, and Town Hall Meetings. They also participate indirectly through their representatives (Assembly Members) in taking other crucial decisions, as agents of communicating the progress of programmes and projects of the Assembly through assembly meetings. Tables 42 and 43 provides details on the involvement of citizens in the decision-making process.

TABLE 40: STATUS REPORT ON IMPLEMENTATION OF POPULAR PARTICIPATION ACTION PLAN

N O	Planned ACTIVITY	Target	Location/Station	Achievement	Remarks
2	Radio talk show on the implementation of government programmes and projects	2 times	PAD FM	1	Partially implemented
3	Posters on development projects and programmes	4	All Town and A/C offices	3	Not fully implemented
8	Monitoring of plan implementation	1	Beneficiary Project Community	1	Fully implemented

TABLE 41: CITIZEN INVOLVEMENT

Indicator	Baseline 2018			Actual 2019			As of December 2020		
	Total	Male	Female	Total	Male	Female	Total	Male	Female
No. of Traditional Authorities participating in district development programmes	4	3	1	4	3	1	4	3	1
Number of Assembly members participating in district development programmes	19	18	1	19	18	1	19	18	1
Number of Townhall meetings held/ Meet the Press	1	NA	NA	1	NA	NA	-	NA	NA
Number of participants at Town Hall meetings	95	51	39	101	66	35	-	-	-
Number of Community durbars organized	4	NA	NA	3	NA	NA	-	NA	NA
Number of people present at Community Durbars	364	207	157	478	298	180	-	-	-

5.5 Deepening Political and administrative decentralization

TABLE 42: SUB-DISTRICT STRUCTURES

Indicator	Baseline-2017	2018	2019	As December 2020
Number of Area councils	3	3	3	3
Number of Area Councils functioning	3	3	3	3
Amount of Money disbursed to Area Councils	37,325.50	42,715.00	21,351.30	-
Number of electoral Areas	14	14	14	14
Number of Assembly members trained	19	19	17	17

SUMMARY OF ACTIVITIES MONITORED

The joint monitoring team visited communities in the three area councils and held discussions with community members, farmers, school children, teachers and persons living with disability.

The monitoring teams met with farmer groups to enable them get first-hand information on the challenges confronting them and ways to mitigate the challenges. They also visited selected farms in the communities to monitor how inputs were utilized under the planting for food and jobs programmes, and the planting for export and rural development. The team visited 15 farms comprising maize, cassava, cashew, and mango farms.

Under the one village one dam programme, the monitoring team inspected construction of six dams at Murugu, Laribanga, Mognori, Kpiri, Yipala-Nabori and Sori No.1. The dams were at various levels of construction (Murugu 60%, Mognori 65%, Kpiri 68%). However, the construction works were yet to commence at Yipala-Nabori, Sori No1 and Laribanga).

The monitoring team in the course of the monitoring met stakeholders in education to ascertain the progress made in the implementation of government flagship programmes in education. The team discussed with stakeholders – students, parents and teachers in Damongo, Busunu, Laribanga, Yipala, and Canteen, the implementation of the capitation grant, the free senior high school, and the Ghana school feeding programme. This afforded the stakeholders the opportunity for them to discuss the successes chalked, the implementation challenges and the measures to mitigate the implementation challenges.

Stakeholders applauded the government for implementing such pro-poor programmes which have helped the poor and the vulnerable in society to access education. They however expressed dissatisfaction over the delay in the release of funds for the implementation. They said this has the potential of affecting the quality of education in the district.

On the livelihood empowerment against poverty, community members appealed to the monitoring team to increase the amount of cash given to the vulnerable and also expand it to include more vulnerable households which qualify to benefit but were not hooked onto the programme. They also asked that names of people who were benefiting from the cash disbursement but not qualified should be expunged from the programmed register to free up space to the vulnerable to be included.

The team also visited construction sites to monitor physical projects under construction in the various communities. This was to enable them know the challenges the contractors were facing and the state of the projects. The team found out that some projects were poorly constructed and the community members were not involved in the execution of the projects. Details of the finding and recommendations of the monitoring team are capture in the table below.

TABLE 43: PARTICIPATORY MONITORING AND EVALUATION (PM&E) CONDUCTED

No.	Name of the PM&E tool	Policy/programme/project involved	Consultant or resource persons involved	Methodology used	Findings	Recommendations
1	Beneficiary feedback	Livelihood empowerment against poverty (LEAP)	District monitoring and evaluation team	<ul style="list-style-type: none"> ▪ Selection of three beneficiary communities ▪ Cross section of community members 	<ul style="list-style-type: none"> ▪ Delays in cash transfers ▪ Inadequate cash transfers. ▪ Vulnerable households not benefiting 	<ul style="list-style-type: none"> ▪ Programmes should be expanded to include more vulnerable households.
2	Community score card	Infrastructure provision	District monitoring and evaluation team	<ul style="list-style-type: none"> ▪ Section of beneficiary community ▪ Interface meeting with beneficiaries between beneficiary community members and 	<ul style="list-style-type: none"> ▪ Projects were behind schedule ▪ GETfund contractors not on site ▪ Non adherence to safety rules by contractors ▪ Defects on some 	<ul style="list-style-type: none"> ▪ Contracts should be terminated for Non-performing contractors ▪ Engineer should write to contractors to resume ▪ Management should ensure contractors are paid on time

No.	Name of the PM&E tool	Policy/programme/project involved	Consultant or resource persons involved	Methodology used	Findings	Recommendations
				contractors.	projects <ul style="list-style-type: none"> ▪ Delay in the payment of contractors. 	<ul style="list-style-type: none"> ▪ Contractors should be to correct defects be payment are made to them.
3	Beneficiary feedback	Implementation of Government flagship initiative projects(1V1D)	-District Monitoring Team members including officials from Ministry of special development initiatives and Northern Development Authority	a) Selection of five 1V1D beneficiary communities b) Participants: A cross section of community members including women, men, the youth, children	<ul style="list-style-type: none"> ▪ Poor construction works by contractors procured to construct the dams ▪ Poor involvement of critical stakeholders such as community members in the execution of the projects ▪ The completed 	<ul style="list-style-type: none"> ▪ The need to involve community members and the District Assembly for their inputs ▪ Relevant information such as project design, priced bill of quantities and other relevant information must be provided to the district and community members

No.	Name of the PM&E tool	Policy/programme/project involved	Consultant or resource persons involved	Methodology used	Findings	Recommendations
					Dams were found not to be serving the intended purpose	to enhance project monitoring.
4	Community score card	Planting for food and jobs (PFJ)	Feed the Future-USAID	c) Selected beneficiaries of the PFJ initiatives d) Identification of input tracking scorecard e) Identification of beneficiary assessment areas including accessibility and availability of PFJ inputs ,	<ul style="list-style-type: none"> ▪ Information on registration to beneficiaries was early enough ▪ Non-availability of seeds for vegetable farming ▪ Seeds received by farmers were of good quality and germination was good ▪ Fertilizer supplied 	<ul style="list-style-type: none"> ▪ Farmers with bumper harvest should be linked to market avenues ▪ Women should be targeted to promote their participation in the PFJ initiative ▪ Seeds for vegetable production should be made available under the PFJ ▪ The need to strengthen

No.	Name of the PM&E tool	Policy/programme/project involved	Consultant or resource persons involved	Methodology used	Findings	Recommendations
				<p>transparency and accountability and equity and gender sensitivity</p> <p>f) Service provider self-evaluation score card and</p> <p>g) Interface meeting between service providers and beneficiaries</p>	<p>to beneficiary farmers were of good quality and supplied at the right time</p> <ul style="list-style-type: none"> ▪ Poverty on the part of women places limitations in accessing subsidized inputs ▪ PFJ has contributed to increase in food security in the district ▪ Women participation in 	<p>feedback mechanisms to farmers</p> <ul style="list-style-type: none"> ▪ The need to increase access to extension service delivery to farmers ▪ Engagement of female AEAs ▪ Sensitized communities on how to prevent or minimise the effects of climate change. ▪ Sensitized communities on the need of women to have access to land for

No.	Name of the PM&E tool	Policy/programme/project involved	Consultant or resource persons involved	Methodology used	Findings	Recommendations
					<p>agriculture was very low.</p> <ul style="list-style-type: none"> ▪ Drought affected agriculture activities ▪ Inadequate extension service delivery due to limited number of extension staff 	<p>agriculture.</p>

No.	Name of the PM&E tool	Policy/programme/project involved	Consultant or resource persons involved	Methodology used	Findings	Recommendations
4	Community score card	Planting for export and rural development PERD	District Monitoring and Evaluation Team	<ul style="list-style-type: none"> ▪ Selected beneficiaries of the PERD initiatives ▪ Identification of input tracking scorecard ▪ Identification of beneficiary assessment areas including accessibility and availability of PERD inputs , transparency and accountability and equity and gender sensitivity ▪ Interface meeting 48 between beneficiaries 	<ul style="list-style-type: none"> ▪ Low participation of women in the PERD programme ▪ Seedlings not enough for farmers ▪ Inadequate skills in cashew farming ▪ Inadequate information on PERD 	<ul style="list-style-type: none"> ▪ Women should be assisted to access land and also encourage to participate in the PERD programme. ▪ More seedling should be made available to farmers ▪ Farmers capacities should be built on cashew farming ▪ Sensitization of communities on the PERD programme

TABLE 44: STATUS OF PROJECTS

SN	Project Description	Location	Contractor	Contract Sum Gh¢	Source of Funding	Award date	Date Started	Expected Date Of Completion	Exp. To Date	Imple. Status (%)	Remarks
1	Construction of nurses bungalow at Murugu	Murugu	-	150,000.00	MSI	2019	2019	2019		96%	Ongoing
2	Construction of 12 unit classroom block for Damongo SHS	Damongo SHS	Na	1,900,000 -	GETFU ND	-	-	-	-	92%	Ongoing
3	Pot hole patching of Fufulso junction Larabanga	Fufulso to larabanga	M/s S.Prince Baffour Enterpirse	675,320.00	GOG	10/01/18	20/01/18	10/12/19	675,320.00	75	Ongoing
4	Pot hole patching of Laribanga Grupe road	Laribanga to Grupe	M/s Leding GH. Ltd	928,300.00	GOG	10/01/18	20/01/18	10/12/19	928,300.00	75	Ongoing
5	Construction of 4No.	Mognori	-	-	MSDI/IP	2018	-	2018	-	100%	In use

SN	Project Description	Location	Contractor	Contract Sum Gh¢	Source of Funding	Award date	Date Started	Expected Date Of Completion	Exp. To Date	Imple. Status (%)	Remarks
	Dams	Murugu Kpiri Laribanga			EP						
6	Construction of 1No. CHPS compound	Mognori	M/S Sir Banku Ent.	197,700.00	MSDI/IP EP	06/11/2018		07/05/2019	-	90%	Ongoing
7	Establishment of starch production factory (under 1D1F)	Damongo	-	-	MSDI/IP EP	-	-	-	-	45%	Ongoing
8	Construction of 5 No. 10 seater water closet institutional /community toilet with solar powered mechanized borehole and solar panel lighting under the infrastructure for	Laribanga Damongo Nurses Training School, Chief Palace	NA	NA	MSDI/IP EP	-	-	-	-	90%	Project document was not made available to the Assembly

SN	Project Description	Location	Contractor	Contract Sum Gh¢	Source of Funding	Award date	Date Started	Expected Date Of Completion	Exp. To Date	Imple. Status (%)	Remarks
	poverty eradication program (IPEP)	area, Damongo SHS and NDESCO									
9	Rehabilitation and Construction of 1No. Washroom at Damongo Law Court	Damongo	M/s Masalah Company Ltd.	74,849.00	DDF		18/06/2020	'18/09/2020	70,845.30		Practically complete and Under Defect liability period
10	Rehabilitation of GES Director Bunglow	Damongo	M/s Masalah Company Ltd.	47,496.50	DACF		17/08/2020	'17/11/2020	41,874.30		Practically complete and Under Defect liability period

SN	Project Description	Location	Contractor	Contract Sum Gh¢	Source of Funding	Award date	Date Started	Expected Date Of Completion	Exp. To Date	Imple. Status (%)	Remarks
11	Rehabilitation of street light in Damongo and Busunu and insulation of 100no. Street lamps	Damongo /Busunu	M/s Smile home Eletrical Ltd.	199,606.00	DACF		22/09/2020	23/12/2020	189,358.75		Practically complete and Under Defect liability period
12	Construction and furnishing of 1no. Police Post	Larabanga	M/s D M Loves Enterprise	184,777.00	DDF		30/11/2020	01/06/2021	0.00	7%	work in progress at Substructure level
13	Construction and Furnishing 1no. Staff (Police) Quarters	Larabanga	M/s Tapson Ent	146,878.50	DDF		30/11/2020	01/06/2021	0.00	5%	work in progress at Substructure level
14	Supply of 150no. Wooden Bunk Beds	Larabanga	M/s Sir Banku Ent	235,800.00	DDF		30/11/2020	01/06/2021	0.00		Expecting delivering

SN	Project Description	Location	Contractor	Contract Sum Gh¢	Source of Funding	Award date	Date Started	Expected Date Of Completion	Exp. To Date	Imple. Status (%)	Remarks
	completed for larabanga Senior High school										
15	Shaping of Kawankura - Sumailakura Feeder Road (9.60km)	Kawankura - Sumailakura	M/s Step-kulus Invest. Ltd.	217,325.00	DDF				0.00	93%	works in progress with clearing and 8.90km of formation and ditch excavation
16	Shaping of Gbatogbato - Sumailekura feeder road (7.50km)	Gbatogbato - Sumailakura	M/s Sir Banku Ent.	199,905.00	DACF				199,353.00	100%	work is completed and in used
17	Shaping of Busunu -	Busunu -	M/s Sir	250,133.00	DDF				0.00	81%	works in

SN	Project Description	Location	Contractor	Contract Sum Gh¢	Source of Funding	Award date	Date Started	Expected Date Of Completion	Exp. To Date	Imple. Status (%)	Remarks
	Kididlimpa feeder road (11.20km)	Kididlimpa	Banku Ent.								progress with clearing and 9.00km of formation and ditch excavation

CHAPTER SIX

CONCLUSION AND THE WAY FORWARD

6.0 SUMMARY OF KEY ISSUES ADDRESSED

Compilation of Data on key performance indicators has been a major challenge. Issues of inconsistency and not reporting in the right unit of measurement as well as different reporting formats and timelines were identified as key specific issues that needed to be addressed. The Assembly has constituted a data validation team to address this issue. Further, a template has been designed and agreed upon by all stakeholders to report to the Municipal Planning Coordinating Unit Secretariat. Also, a one-day technical meeting of the MPCU was organized to discuss the key performance indicators of the Agenda for Jobs policy framework.

6.1 SUMMARY OF KEY ISSUES TO BE ADDRESSED

Untimely submission of departmental reports remains a major challenge. One key reason attributable to this situation has been inadequate funds and other logistics for field activities.

Further, the contribution of IGF to the total funds mobilized remains low. The irregularity of the release of the DACF which is the main source of funds for development remains a challenge.

6.2 RECOMMENDATIONS

Given the afore-said challenges, it is recommended that sustainable strategic steps should be adopted to improve upon the IGF revenue based on the Assembly to augment the DACF from the central government. Also, the Assembly must develop innovative strategies to attract funds from development partners to augment the DACF to ensure timely execution of projects and programmes. Assembly must also collaborate with other stakeholders to gather resources for indicator data collection.

APPENDIX

PERFORMANCE REPORT ON THE IMPLEMENTATION OF 2020 ANNUAL ACTION PLAN CENTRAL ADMINISTRATION REPORT

Table 45: PERFORMANCE REPORT ON THE IMPLEMENTATION OF 2020 ANNUAL ACTION PLAN

Thematic area: GOVERNANCE, CORRUPTION AND PUBLIC ACCOUNTABILITY								
Adopted MDAs Goal(s): Maintain a stable, united and safe society								
SN	Programmes	Sub-programmes	Broad Project/Activities	Baseline (2019)	2020 AAP Target	Achievement	Stakeholders	Remarks
1	Management and Administration	General Administration	Organise Management Meetings	12 management meetings organized	12 management meetings to be organized	5 Management meeting organized	Heads of departments and units heads	Inadequate funds to organize all the meetings
2		General administration	Hold sub-committees, Executive and General Assembly meetings	4 committees, 6 Sub-committees, and general assembly meetings organized quarterly	3 committees, 6 Sub-committees, and general assembly meetings to be organized quarterly	Three meetings organized for each of the committees	Heads of departments, Assembly members and units heads	COVID-19 affected the organization of meetings

Thematic area: GOVERNANCE, CORRUPTION AND PUBLIC ACCOUNTABILITY								
Adopted MDAs Goal(s): Maintain a stable, united and safe society								
SN	Programmes	Sub-programmes	Broad Project/Activities	Baseline (2019)	2020 AAP Target	Achievement	Stakeholders	Remarks
3		General administration	Service protocol activities	NA	NA	Protocol activities organized for the President, Vice President, Swiss Ambassador, and the Wife of Vice Presidents.	Chiefs, Community members and Municipal Assembly	Fully implemented
4		General administration	Support security Network in the District and DISEC Meetings	12 DISEC meetings organized	12 DISEC meetings to be organized	13 MUSEC meetings held	Security agencies, Municipal Assembly and Chiefs	Fully implemented
5		General administration	Support to Artisan (Hair dressers and Tailors)	NA	NA	35 hairdressers and tailors supported with start-up kits	BAC, SWCD, MA, Association of hair dressers and tailors	fully implemented

Thematic area: GOVERNANCE, CORRUPTION AND PUBLIC ACCOUNTABILITY								
Adopted MDAs Goal(s): Maintain a stable, united and safe society								
SN	Programmes	Sub-programmes	Broad Project/Activities	Baseline (2019)	2020 AAP Target	Achievement	Stakeholders	Remarks
6		General administration	Support to community initiated activities	Nil	1	Agric. Settlement supported to construct a CHPS facility	Community members and the MA	Fully implemented
7		General administration	Procurement of office stationery	NA	NA	Stationary procured for departments and units	Procurement officer, Municipal Stores and MFO	Fully implemented
8		General administration	Provision for operation and maintenance of official vehicles and equipment	NA	NA	Vehicles, Equipment maintained	Heads of departments, and Units	Fully implemented
9		Finance and Revenue Mobilization	Hold Audit committee meetings	4 meeting organized	4 meeting to be organized	Four Audit committee meetings held	Audit committee members	Fully implemented
10		Finance and Revenue Mobilization	Provide funds to support Annual Internal Audit Conference	Internal Auditor supported to attend annual conference	Internal Auditor to be supported to attend annual conference	Municipal Auditor supported to attend annual internal audit conference	Internal Auditor and MCD	fully implemented

Thematic area: GOVERNANCE, CORRUPTION AND PUBLIC ACCOUNTABILITY								
Adopted MDAs Goal(s): Maintain a stable, united and safe society								
SN	Programmes	Sub-programmes	Broad Project/Activities	Baseline (2019)	2020 AAP Target	Achievement	Stakeholders	Remarks
11		Finance and Revenue Mobilization	Support Internal Auditors Visits to Area councils	Nil	4 meeting to be organized	activity not implemented	NA	Activity could not be carried out due inadequate funds
12		Finance and Revenue Mobilization	Train TC/Acs on revenue mobilisation and Cede some revenue to them for collection.	Nil	Training to be organized for TC/ACs on revenue mobilization	Not implemented	NA	activity could not be implemented due to lack of funds
13		Finance and Revenue Mobilization	Sensitise the public on property tax and the modality of payment.	Nil	The general public to be sensitized on tax payment modalities.	Not implemented	NA	Activity could not be implemented due to lack of funds
14		Finance and Revenue Mobilization	Compile district revenue data	NA	NA	Data on all businesses compiled	DoF, BAC, Zonal councils	Fully implemented

Thematic area: GOVERNANCE, CORRUPTION AND PUBLIC ACCOUNTABILITY								
Adopted MDAs Goal(s): Maintain a stable, united and safe society								
SN	Programmes	Sub-programmes	Broad Project/Activities	Baseline (2019)	2020 AAP Target	Achievement	Stakeholders	Remarks
15		Planning, Budgeting and Coordinating	Conduct mid-year & end of year review of AAP and Composite budget	Mid-year and end of year review of AAP and Budget conducted	Mid-year and end of year review of AAP and Budget to be conducted	Mid-year and end of year review of AAP and Budget carried out	Heads of departments and units and development partners	Fully implemented
16		Planning, Budgeting and Coordinating	Conduct quarterly Monitoring and evaluation of projects and programmes	Four quarterly monitoring undertaken	Four quarterly monitoring to be undertaken	Four quarterly monitoring undertaken	MPCU, community members and beneficiary agencies	Fully implemented
17		Planning, Budgeting and Coordinating	Preparation of Composite Annual Action Plan and Budget	2019 composite AAP and Budget prepared	2020 composite AAP and Budget to be prepared	2020 composite AAP and Budget prepared	Heads of departments and units Community members and development partners	Fully implemented
18		Planning, Budgeting and Coordinating	Hold 2 No. town hall meetings	Town hall meeting held in two communities	Two town hall meeting to be organized	Town hall meeting organized in Damongo	Heads of departments Chiefs and public	Partly implemented
19		Planning, Budgeting and Coordinating	Organize quarterly DPCU meetings	Four DPCU meetings organized	Four DPCU meeting to be organized	Four DPCU meeting organized	DPCU members	Fully implemented

Thematic area: GOVERNANCE, CORRUPTION AND PUBLIC ACCOUNTABILITY								
Adopted MDAs Goal(s): Maintain a stable, united and safe society								
SN	Programmes	Sub-programmes	Broad Project/Activities	Baseline (2019)	2020 AAP Target	Achievement	Stakeholders	Remarks
20		Human Resource Management	Train staff on Gender Mainstreaming	Nil	Training to be organized for 30 staff	Training organized for 35 staff (F-15 M 20) at SRCC conference hall	HR, Procurement officer and departments	Fully implemented
21		Human Resource Management	Provide funds to pay staff transfer grants	2 staff paid transfer grants	5 staff to be paid transfer grants	3 staff paid transfer grants	DoF, MCD	Partially implemented
22		Human Resource Management	Training of DPCU members on Strategic Environmental Impact Assessment	Nil	20 DPCU members to be trained	activity not implemented	NA	Not implemented
23		Human Resource Management	Train Hon. Assembly members and staff on the new Local Government Act 2016 (Act 936)	Nil	19 Assembly members and selected staff to be trained on Act 936	19 Assembly members trained on Act 936	MLRD, WGMA, and the Assembly members	Activity implemented
24		Human Resource Management	Conduct Refresher training on the use of Microsoft applications and advance excel for	Nil	30 selected staff from decentralised departments to be trained on	Activity not implemented	NA	This was to inadequate funds

Thematic area: GOVERNANCE, CORRUPTION AND PUBLIC ACCOUNTABILITY								
Adopted MDAs Goal(s): Maintain a stable, united and safe society								
SN	Programmes	Sub-programmes	Broad Project/ Activities	Baseline (2019)	2020 AAP Target	Achievement	Stakeholders	Remarks
			staff		Microsoft suite			

TRADE, TOURISM AND INDUSTRIAL DEVELOPMENT

Thematic area: ECONOMIC DEVELOPMENT								
Adopted MDAs Goal(s): To build a prosperous society								
	Programmes	Sub-programmes	Broad Project/ Activities	Baseline (2019)	2020 AAP Target	Achievement	Stakeholders	Remarks
25	Economic Development	Trade, tourism and industrial development	Employ 1000 youth under the government intervention for employment (NABCO) .	Nil	1000 youth to be employed	Activity not implemented	BAC, and NABCO	Not implemented
26			Provide counterpart funding for BAC/REP activities	BAC supported with 12,000 as counterpart	BAC to be supported with 16,000 as counterpart funding	BAC supported with 8,000.00 as counterpart funding	BAC, MA	Partially implemented

Thematic area: ECONOMIC DEVELOPMENT								
Adopted MDAs Goal(s): To build a prosperous society								
	Programmes	Sub-programmes	Broad Project/ Activities	Baseline (2019)	2020 AAP Target	Achievement	Stakeholders	Remarks
27			Training and support to SMEs (women groups)	-	15 VSLA groups to be trained	7 VSLA groups trained on group dynamics	BAC, DPCU	Partially implemented
28			Facilitate access to loans for small businesses to grow.	30 businesses facilitated to contract loans	3,014 (F 2630 & M 384) entrepreneur) to be facilitated to contract loans	1,500 people facilitated to contract COVID-19 loans	BAC, & Mastercard foundation, NBSSI	Partially implemented
29			Facilitate capacity building for staff on cultural tourism.	Nil	25 staff to be trained on cultural tourism	30 staff from department of art and culture, Mole National Park, and managers of Laribanga ancient mosque trained on cultural tourism	Mole National Park, MA, Laribanga Ancient Mosque & Art and culture department	Fully implemented
30			Complete construction of 1No Multi- functional Gari processing factory at Damongo	Nil	1No Multi-functional Gari processing factory to be at Damongo	1No gari processing factory constructed and in use	World Vision & DA	Fully implemented

Thematic area: ECONOMIC DEVELOPMENT								
Adopted MDAs Goal(s): To build a prosperous society								
	Programmes	Sub-programmes	Broad Project/ Activities	Baseline (2019)	2020 AAP Target	Achievement	Stakeholders	Remarks
31			Organize entrepreneurship training for 50 identified unemployed youth	-	50 unemployed youth to be trained on entrepreneurship	20 unemployed youth identified and trained on entrepreneurship	BAC	Partially implemented
32			Organize business management training for 15 SMEs	-	To organize business management training for 15 SMEs	15 SMEs trained on business management	BAC, MA	Fully implemented and on-going
33			Organize technology improvement training for bakers and confectionaries makers	-	To organize technology improvement training for bakers and confectionaries makers	Baker and confectionaries trained on technology improvement	BAC and DA	On-going
34			Improve on tourism infrastructure	Nil	Laribanga Ancient mosque to be renovated	Ancient mosque at Laribanga renovated	MA & Laribanga community	Fully implemented

Thematic area: ECONOMIC DEVELOPMENT								
Adopted MDAs Goal(s): To build a prosperous society								
	Programmes	Sub-programmes	Broad Project/ Activities	Baseline (2019)	2020 AAP Target	Achievement	Stakeholders	Remarks
35			Procure start up kits for graduate apprentices	-	25 to be apprentices supported with tool kits	Apprentices (15 females and 10 males) supported with tool kits	BAC, DA	Fully implemented
36			Establish Starch processing factory	Nil	1No. starch production factory to be constructed	Starch production factory at 45% completion level	BAC, GTC, MA	Construction ongoing
37			Carry out monitoring of 136 VSLA groups	136 VSLA monitored	136 VSLA to be monitored	136 VSLA monitored	BAC, SWCD, DoA & Cen. Admi.	Fully implemented
38			Form seven VSLA groups in seven communities	15 VSLAs formed	7 VSLAs groups to be formed	Groups not formed	NA	Not implemented
39			Complete the construction of 1No-2 storey business resource center	Construction started in 2019	Structure to be completed	Business resource center constructed and put into use	NBSSI, BAC, & MA	Fully implemented

AGRICULTURAL DEVELOPMENT

Thematic area: ECONOMIC DEVELOPMENT								
Adopted MDAs Goal(s): To build a prosperous society								
	Programmes	Sub-programmes	Broad Project/Activities	Baseline (2019)	AAP Target	Achievement	Stakeholders	Remarks
40		Agricultural development	Encourage and support the youth groups with capacity building to do agri-business.	-	To train 30 youth farmers on apiculture	30 youth farmers trained on Apiculture	DoA, Farmers	Fully implemented
41			Facilitate the provision of appropriate inputs to farmers.	-	To facilitate for 2,000 farmers to access inputs	2,026 farmers benefited from improved seeds and fertilizer	DoA, Input dealers	Fully implemented
42			Build 3 irrigation dams to ensure all year-round farming	-	To build 3 irrigation dams to ensure all year-round farming	4 irrigation dams constructed in Murugu, Mognori, Kpiri and Nabori/Yipala communities to ensure all year-round farming	MA, DoA	Fully implemented

Thematic area: ECONOMIC DEVELOPMENT								
Adopted MDAs Goal(s): To build a prosperous society								
	Programmes	Sub-programmes	Broad Project/Activities	Baseline (2019)	AAP Target	Achievement	Stakeholders	Remarks
43			Set up demonstration farms and farmer field schools to disseminate new technologies to farmers.	Demonstrations farms set up	To conduct demonstration for 200 participants	348 students (M=323, F=25) participated in school field demonstrations	DoA, DAGRICO and SAGISS	Fully implemented
44			Lay 40 maize demonstrations on good agronomic practices in 20 communities	-	To lay 40 maize demonstrations on good agronomic practices in 20 communities	40 maize demonstrations in 20 communities were laid on agronomic practices	DoA, Farmers	Fully implemented
45			Lay 20 soya demonstrations plots on good agronomic practices in 20 communities	--	To lay 20 soya demonstrations plots on good agronomic practices in 20 communities	20 soya demonstrations on good agronomic practices laid in 20 communities	DOA & Farmers	Fully implemented
46			Establish 50 acres of secondary multiplication	-	To establish 50 acres of secondary multiplication	Activity not implemented	DoA	Not implemented

Thematic area: ECONOMIC DEVELOPMENT							
Adopted MDAs Goal(s): To build a prosperous society							
Programmes	Sub-programmes	Broad Project/Activities	Baseline (2019)	AAP Target	Achievement	Stakeholders	Remarks
		site of Improved cassava varieties fields for distribution to tertiary farmers		site of Improved cassava varieties fields for distribution			
47		Sensitize and promote the adoption of dry season farming for 50 farmers	-	To sensitize and promote the adoption of dry season farming for 50 farmers	50 vegetable farmers sensitized on dry season farming and management	DoA & farmers	Fully implemented
48		Support 100 youth to engage in agriculture	-	To support 100 youth to engage in agriculture	100 supplied with seedling under PERD	DoA & farmers	Fully implemented
49		Establish 3 tree nurseries in 3 zones of the district on Cashew, Mango and Shea by Dec.2020	-	To establish 3 tree nurseries in 3 zones of the district on Cashew, Mango and Shea by Dec.2020	3 nursery sites established at Soalepe, Larabanga and Sori 1	DoA & TREE AID/ GRACE project	Fully implemented
50		Train 20 seed growers on good agronomic practices and	-	To train 20 seed growers on good agronomic practices and	20 seed growers trained on good	DoA, PPRS and seed growers	Fully implemented

Thematic area: ECONOMIC DEVELOPMENT								
Adopted MDAs Goal(s): To build a prosperous society								
	Programmes	Sub-programmes	Broad Project/Activities	Baseline (2019)	AAP Target	Achievement	Stakeholders	Remarks
			support them to expand and improve the quality of seed by dec. 2020		support them to expand and improve the quality of seed by dec. 2020	agronomic practices		
51			Train 50 cash crop (Mango, Cashew and Shea) farmers on good land preparation and cultural practices to improve productivity and produce quality fruits by Dec, 2020	-	To train 50 cash crop (Mango, Cashew and Shea) farmers on good land preparation and cultural practices to improve productivity and produce quality fruits by Dec, 2020	20 Cash crop farmers (Cashew and Mango) trained on good land preparation and best cultural practices	DoA & farmers	Partly implemented
52			Form and develop Mango, Cashew and Shea farmers Association and link them to sources of credit by Dec. 2020	-	To form and develop Mango, Cashew and Shea farmers Association and link them to sources of credit by Dec. 2020	15 cash crop farmer groups facilitated and linked to credit source	DoA & farmers	Fully implemented

Thematic area: ECONOMIC DEVELOPMENT								
Adopted MDAs Goal(s): To build a prosperous society								
	Programmes	Sub-programmes	Broad Project/Activities	Baseline (2019)	AAP Target	Achievement	Stakeholders	Remarks
53			Train 30 women groups in fortification of stables (Maize and Cassava) for marketing by Dec. 2020	-	To train 30 women groups in fortification of stables (Maize and Cassava) for marketing by Dec. 2020	30 women from an FBO group trained on soy fortification with other staples	DoA & FBO group	Fully implemented
54			Sensitize 1000 farmers on disease recognition and basic bio security	-	To sensitize 1000 farmers on disease recognition and basic bio security	1000 smallholder farmers sensitized on disease recognition and basic bio security	DoA and Farmers	Fully implemented
55			Conduct RELC planning session at the district level	-	To conduct RELC planning session at the district level	36 stakeholders (1 researcher, 6 farmers, 2 processors, 2 input dealers, 21 technical officers, 2 CSOs and 2 marketers) participated in	DoA & stakeholders in the agric sector	Fully implemented

Thematic area: ECONOMIC DEVELOPMENT								
Adopted MDAs Goal(s): To build a prosperous society								
	Programmes	Sub-programmes	Broad Project/Activities	Baseline (2019)	AAP Target	Achievement	Stakeholders	Remarks
						the Municipal annual RELC planning session		
56			Conduct supervisory and monitoring visits by DDA	-	To conduct 12 monitoring visits by DDA	12 monitoring visits conducted for effect extension services delivery	DoA & farmers	Fully implemented
57			Renovate DDA bungalow	0	To renovate DDA bungalow	Activity not implemented	MA	Not implemented
58			Carry out ante and post mortem inspection of livestock in slaughter house/slap	-	To carry out ante and post mortem inspection of livestock in slaughter house/slap	232 ante mortem and post mortem inspections carried out	DoA, Veterinary and buchers	Fully implemented
59			Organize district campaign for prophylactic treatment and vaccination of	-	To organize district campaign for prophylactic treatment and vaccination of	1645 animals vaccinated against livestock diseases	Veterinary and livestock farmers	Fully implemented

Thematic area: ECONOMIC DEVELOPMENT								
Adopted MDAs Goal(s): To build a prosperous society								
	Programmes	Sub-programmes	Broad Project/Activities	Baseline (2019)	AAP Target	Achievement	Stakeholders	Remarks
			livestock		livestock			
60			Registration of farmers to benefit from PFJ and rearing for food and jobs	-	To register 2000 farmers to benefit from PFJ and rearing for food and jobs	2026 farmers (M=1865 and F=161) benefited from PFJ intervention	DoA, input dealers and smallholder farmers	Fully implemented
61			Train staff on report writing	-	To train 21 staff on report writing	21 technical staff trained on report writing	DoA & RDA	Fully implemented
62			Management, planning, coordination and participation in district, regional and national activities	-	To participate in management, planning, coordination and in district, regional and national activities	Participated in 9 district, regional and national activities	DoA & RDA, SAPIP, TREE AID, A ROCHA	Fully implemented

Thematic area: ECONOMIC DEVELOPMENT								
Adopted MDAs Goal(s): To build a prosperous society								
	Programmes	Sub-programmes	Broad Project/Activities	Baseline (2019)	AAP Target	Achievement	Stakeholders	Remarks
63			Conduct multi round annual crop and livestock study	-	To conduct multi round annual crop and livestock study	Conducted multi round annual crops and livestock data studies	DoA & smallholder farmers	Fully implemented
64			Operation of DCACT secretariat	-	To operationalise the DCACT secretariat	Activity not implemented	DoA	Not implemented
65			Participate in TEDMAG training	-	To participate in TEDMAG training	Participated in TEDMAG training organized in Bole	RDA & DoA	Fully implemented
66			Conduct on-farm demonstration of an acre each in four zones on GAPS in maize, soybeans, rice production	-	To conduct demonstration of improved technology	12-acre demonstration on GAPS in maize, rice and soybean conducted in 24 communities in four zones	DoA and farmers	Fully implemented

Thematic area: ECONOMIC DEVELOPMENT								
Adopted MDAs Goal(s): To build a prosperous society								
	Programmes	Sub-programmes	Broad Project/Activities	Baseline (2019)	AAP Target	Achievement	Stakeholders	Remarks
67			Sensitize farmers on climate change issues	-	To sensitize 4000 smallholder farmers on climate change issues	4000 thousand farmers sensitized on climate change issues on radio	DoA & PAD FM	Fully implemented
68			Train 25 livestock farmers on record keeping	-	To train 25 livestock farmers on record keeping	25 livestock farmers (M=10, F=15) trained on record keeping	DoA & livestock farmers	Fully implemented
69			Train 25 small holder farmers on Animal health	-	To train 25 livestock farmers on animal health issues	25 livestock farmers (M=12, F=13) trained on animal health issues	DoA & livestock farmers	Fully implemented
70			Purchase of protective clothing	Protective clothing purchased	To purchase of protective clothing	Activity not implemented	DoA	Not implemented
71			Train 30 extension staff on extension methodology	-	To train 30 extension staff on extension methodology	30 extension staff (AEAs and NABCO) trained on extension methodology	DoA & RDA	Fully implemented

Thematic area: ECONOMIC DEVELOPMENT								
Adopted MDAs Goal(s): To build a prosperous society								
	Programmes	Sub-programmes	Broad Project/Activities	Baseline (2019)	AAP Target	Achievement	Stakeholders	Remarks
72			Strengthen 10 existing FBOs on the value chain concept	-	To strengthen 10 existing FBOs on the value chain concept	10 FBOs sensitized and strengthen on value chain actors	DoA & FBOs	Fully implemented
73			Train 15 youth groups in beekeeping	-	To train 15 youth groups in beekeeping	15 youth farmers trained on beekeeping	DoA & small holder youth farmers	Fully implemented
74			Build capacity of DoA staff on soil fertility management systems and sensitize stakeholders on climate change issues in the district	-	To build capacity of DoA staff on soil fertility management systems and sensitize stakeholders on climate change issues in the district	30 DoA staff of department of Agric trained on soil fertility management	DoA & RDA	Fully implemented

Thematic area: ECONOMIC DEVELOPMENT								
Adopted MDAs Goal(s): To build a prosperous society								
	Programmes	Sub-programmes	Broad Project/Activities	Baseline (2019)	AAP Target	Achievement	Stakeholders	Remarks
75			Distribute 10,000 tree seedlings to farmers to plant round water bodies in the district annually	-	To distribute 10,000 tree seedlings to farmers to plant round water bodies in the district annually	58,733 seedlings distributed to farmers	DoA, GRACE project and Fortunaid Ghana	Fully implemented
76			Train 15 youth groups in water harvesting techniques annually	-	To train 15 youth groups in water harvesting techniques annually	15 youth groups trained on water harvesting for dry season small scale farming	DoA & youth farmers	Fully implemented
77			Carryout diseases surveillance annually	-	To conduct 24 rounds diseases surveillance annually	24 rounds of diseases surveillance conducted across the municipality	DoA & farmers	Fully implemented

Thematic area: ECONOMIC DEVELOPMENT								
Adopted MDAs Goal(s): To build a prosperous society								
	Programmes	Sub-programmes	Broad Project/Activities	Baseline (2019)	AAP Target	Achievement	Stakeholders	Remarks
78			Conduct supervisory and monitoring visits by DDA, DAOs, MIS, DCD, DPO and DFO	-	To conduct 4 quarterly monitoring visits by DDA, DAOs, MIS, DCD, DPO and DFO	4 quarterly monitoring visits conducted by DDA, DAOs, MIS, DCD, DPO and DFO	DoA & MA	Fully implemented
79			Carryout farm and home visits by AEAs by Dec. 2020	-	To conduct 3840 home and farm visits by Dec. 2020	3840 home and farm visits conducted for effective extension services delivery	DoA & smallholder farmers	Fully implemented
80			Organise 12 monthly management and staff review meeting	-	To conduct 12 monthly management and staff meetings	12 monthly management and staff meetings conducted	DoA	Fully implemented
81			Organise quarterly staff and stakeholder review meeting	-	To conduct 4 quarterly management and staff meetings	4 quarterly management and staff meetings conducted	DoA	Fully implemented
82			Organise annual National	-	To hold National	National farmers day	DoA & MA	Fully implemented

Thematic area: ECONOMIC DEVELOPMENT								
Adopted MDAs Goal(s): To build a prosperous society								
	Programmes	Sub-programmes	Broad Project/ Activities	Baseline (2019)	AAP Target	Achievement	Stakeholders	Remarks
			farmers day celebration at district level		farmers day celebration at the municipal level	celebration at the municipal level held at Damongo town park		
83			Provision for utility bills (electricity and letter box)	-	To provide for utility bills for the DoA office	Utility bills (electricity and letter box) paid	DoA & VRA & Ghana post	Fully implemented
84			Procure cleaning materials	-	To procure cleaning materials for the DoA office cleaning	Procured cleaning material for cleaning the department of agric	DoA & provisions shop	Fully implemented
85			Provision for stationeries	-	To purchase office stationery	Purchased office stationery	DoA & bookshop	Fully implemented
86			Procure fuel & lubricant for official Vehicles	-	To procure fuel & lubricant for official vehicle	Procured fuel & lubricant for official vehicle	DoA	Fully implemented
87			Provide funds to support maintenance of general equipment	-	To provide funds to support maintenance general office equipment	Maintained general office equipment	DoA	Fully implemented

INFRASTRUCTURE DEVELOPMENT

Thematic area: ENVIRONMENT, INFRASTRUCTURE AND HUMAN SETTLEMENTS								
Adopted MDAs Goal(s): To safeguard the natural environment and ensure a resilient built Environment.								
	Programmes	Sub-programmes	Broad Project/ Activities	Baseline (2019)	AAP Target	Achievement	Stakeholders	Remarks
88		Infrastructure Development	Carry out project supervision	8 projects supervised	All ongoing projects in the municipality to be supervised	Supervision carried out on all projects	DWD	Fully implemented
89			Maintenance of vehicle, and motor bikes	2No motor bikes and vehicle maintained	2No motor bikes and vehicle to be maintained	2No motor bikes and vehicle maintained serviced quarterly	DWD, & Cen. Admi	Fully implemented
90			Provide to procure stationery	-	To purchase stationery for DWD	4 boxes of stationery procured for DWD	DWD & Cen Admi	Fully implemented

Thematic area: ENVIRONMENT, INFRASTRUCTURE AND HUMAN SETTLEMENTS								
Adopted MDAs Goal(s): To safeguard the natural environment and ensure a resilient built Environment.								
	Programmes	Sub-programmes	Broad Project/ Activities	Baseline (2019)	AAP Target	Achievement	Stakeholders	Remarks
91			Rehabilitation of 2 no JSQ (Env;tal Health Staff Quarters and Assistant Director's Quarters	Nil	2 No JSQ Staff Quarters to be renovated	Activity not carried out	NA	Activity rolled over to 2021
92			Rehabilitation and Construction of 1No Washroom at Damongo Law Court	Nil	1No law court and washroom to be renovated and constructed respectively	Damongo Law court rehabilitated and washroom constructed and handed over the judiciary	DWD & Cen Admi	Fully implemented
93			Supply of 125 electricity service poles and extension of electricity installation works to 5 communities.	-	125 electricity service poles to be procured and electricity extended to 5 communities	125 electricity service poles procured and 5 communities (Bishop's residential area, Abingakura Sabon-zongo Canteen	VRA, MA, beneficiary communities	Fully implemented

Thematic area: ENVIRONMENT, INFRASTRUCTURE AND HUMAN SETTLEMENTS							
Adopted MDAs Goal(s): To safeguard the natural environment and ensure a resilient built Environment.							
Programmes	Sub-programmes	Broad Project/ Activities	Baseline (2019)	AAP Target	Achievement	Stakeholders	Remarks
						Abaakura and Alhassankura) hooked to the national grid	
94		Drilling and construction of 2No. Mechanized boreholes at Busunu	Nil	2 boreholes to be drilled and mechanized	2 boreholes drilled, mechanized and commissioned for the people of Busunu	MSI, & MA	Fully implemented
95		Rehabilitation of Works Department building	Nil	Works department office to be rehabilitated	Works not undertaken	NA	Rolled over to 2021 due to lack of funds
96		Maintain Street lights	Streets lights maintained	Damongo township streets lights to be maintained	Damongo township streets light maintained	VRA, & MA	Fully implemented

Thematic area: ENVIRONMENT, INFRASTRUCTURE AND HUMAN SETTLEMENTS								
Adopted MDAs Goal(s): To safeguard the natural environment and ensure a resilient built Environment.								
	Programmes	Sub-programmes	Broad Project/ Activities	Baseline (2019)	AAP Target	Achievement	Stakeholders	Remarks
97			Rehabilitation of Damongo town roads (5.9KM)	Nil	Damongo to Kpiri road to be rehabilitated	Damongo-Kpiri road (5.9) rehabilitated	PPD,DW, & Cen Admi	Fully implemented
98			Construction and furnishing of 1No police post at Laribanga	Nil	1No. Police post to be constructed and furnished	Site identified and contract awarded to a contractor	Procurement officer, Planner & DW	Ongoing
99			Construction and furnishing of 1No. Police staff quarters at Laribanga	Nil	1No. Police staff quarters to be constructed and furnished	Site identified and contract awarded to a contractor	Procurement officer, Planner & DW	Ongoing
100			Shaping of Kawankura-Gbatogbanto feeder road (9.6 Km)	Nil	Kawankura-Gbatogbanto feeder road (9.6 Km) to be shaped	Contract awarded to a contractor	Procurement officer, Planner & DW	Ongoing

Thematic area: ENVIRONMENT, INFRASTRUCTURE AND HUMAN SETTLEMENTS								
Adopted MDAs Goal(s): To safeguard the natural environment and ensure a resilient built Environment.								
	Programmes	Sub-programmes	Broad Project/ Activities	Baseline (2019)	AAP Target	Achievement	Stakeholders	Remarks
101			Shaping of Busunu-Kididlimpa feeder road (11.20 Km)	Nil	Busunu-Kididlimpa feeder road (11.20 Km) to be constructed	Contract awarded to a contractor	Procurement officer, Planner & DW	Ongoing
102			Shaping of Busunu-Kididlimpa feeder road (11.20 Km)	Nil	11.20 road project to be shapped	Contract awarded to a contractor	Procurement officer, Planner & DW	Ongoing
103			Create a liveable built Environment with access roads.	Nil	To open up access roads in Damongo township	Access roads opened in Damongo township	PPD, Dept. of Urban Roads & DoW	Ongoing

PHYSICAL AND SPATIAL PLANNING

Thematic area: ENVIRONMENT, INFRASTRUCTURE AND HUMAN SETTLEMENTS								
Adopted MDAs Goal(s): To safeguard the natural environment and ensure a resilient built Environment.								
SN	Programmes	Sub-programmes	Broad Project/ Activities	Baseline (2019)	2020 AAP Target	Achievement	Stakeholders	Remarks
104	Infrastructure delivery and management	Physical and Spatial Planning	Conduct quarterly Spatial planning meetings and support government policy of street naming	3	Four meetings to be organized	Three spatial planning meetings organized	Spatial planning committee members	Partly implemented
105			Support spatial planning and government policy of street naming	12	All unnamed streets	17 streets named	Traditional Authorities, and Street naming committee	Partially implemented
106			Revise the planning schemes of Damongo, Laribanga, and Busunu	One existing scheme for Damongo	Damongo Planning scheme to be revised and two new schemes to be prepared for Laribanga, and Busunu	Activity not undertaken	NA	Activity rolled over to next year.
107			Funds for internal management of the organization	NA	NA	The department supported with funds to operate	MCD, DoF & DPP	Activity implemented

DISASTER PREVENTION AND MANAGEMENT

Thematic area: ENVIRONMENT, INFRASTRUCTURE AND HUMAN SETTLEMENTS								
Adopted MDAs Goal(s): To safeguard the natural environment and ensure a resilient built Environment.								
	Programmes	Sub-programmes	Broad Project/ Activities	Baseline (2019)	AAP Target	Achievement	Stakeholders	Remarks
108			Conduct early warning on disaster prevention and management	5 Communities educated on disaster prevention and management	7 Communities to be educated on disaster prevention and management	Sabon-Zongo, Attribotto, Busunu, Mognori, Sori No1 educated on disaster prevention and management on 20-27 of March 2020	NADMO, Fire service and Cen Admi	Partially implemented
109			Undertake formation and registration of disaster volunteer groups to make them vibrant in the communities	5 disaster volunteer groups formed	10 disaster volunteer groups to be formed	6 (Sabon-Zongo, Attribotto, Busunu, Mognori, Sori No1) disaster volunteer groups formed and registered on 20-24April 2020	NADMO, Fire service and Cen Admi	Partially implemented
110			Organize consultative meeting with disaster	One Consultative meeting of disaster	Two consultative meeting to be organized	One consultative meeting organized for	NADMO & Fire service	partially implemented

Thematic area: ENVIRONMENT, INFRASTRUCTURE AND HUMAN SETTLEMENTS								
Adopted MDAs Goal(s): To safeguard the natural environment and ensure a resilient built Environment.								
	Programmes	Sub-programmes	Broad Project/ Activities	Baseline (2019)	AAP Target	Achievement	Stakeholders	Remarks
			committee members	committee members organized	for disaster committee members	disaster committee members on 19May 2020		
111			Support to disaster related issues	Three communities supported with relief items	NA	Four communities (Sumailakura, Busunu, Mognori, and kabampe) supported with relief item	NADMO & Cen Admi	Partially implemented

NATURAL RESOURCE CONSERVATION AND MANAGEMENT

Thematic area: ENVIRONMENT, INFRASTRUCTURE AND HUMAN SETTLEMENTS								
Adopted MDAs Goal(s): To safeguard the natural environment and ensure a resilient built Environment.								
	Programmes	Sub-programmes	Broad Project/ Activities	Baseline (2019)	AAP Target	Achievement	Stakeholders	Remarks
112	Environmental Management	Natural Resource Conservation and Management	Revive community ownership and management of forest resources including water resources.	two communities facilitate to form CREMAs Mognore and Murugu	3 communities to be facilitated to form Community Resource Management Area (CREMA)	3 (Kananto, Kabampe and Grupe) communities facilitated to form Community Resource Management Area (CREMA)	AROCHA, Mole Park, Forestry commission	Fully implemented
113			Implement resilient climate change Adaptation interventions to sustain livelihoods in six communities	Nil	Farmers to be educated on climate resilient agriculture	150 farmers in 10 communities educated on climate resilient crops and modern ways of farming	Forestry Commission and Department of Agriculture	Fully implemented
114			Public Education and sensitization on illegal logging	3 communities sensitized on the effects of illegal logging	5 communities to be sensitized on the effects on illegal logging	Soalepe, Achubunyor and Langanre sensitized on the effects on illegal logging	NADMO, & Fire service.	Partially implemented

**SOCIAL SERVICES DELIVERY
EDUCATION AND YOUTH DEVELOPMENT**

Thematic area: SOCIAL DEVELOPMENT								
Adopted MDAs Goal(s): Create opportunities for all								
	Programmes	Sub-programmes	Broad Project/ Activities	Baseline (2019)	AAP Target	Achievement	Stakeholders	Remarks
115	SOCIAL SERVICES DELIVERY	Education and Youth Development	Construct gender friendly toilet facilities at basic schools	Nil	3 No. Gender friendly to be toilets constructed at a Jafo Primary 'A', Laribanga JHS Mempeasem D/A Primary	activity not undertaken	NA	Inadequate funds affected implementation
116			Organise District Performance Appraisal Meetings	Nil	Two Performance Appraisal meetings to be organized	Activity not carried out	NA	Not implemented
117			Conduct regular school inspection	3 school inspection conducted	Three school inspections to be conducted	One school inspection conducted	GES, PAT	COVID-19 affected the implementation of the activities
118			Provide clean and safe water facilities in schools	Nil	Potable water to be provided to Murugu R/C	Not implemented	NA	Inadequate funds affected activity implementation

Thematic area: SOCIAL DEVELOPMENT								
Adopted MDAs Goal(s): Create opportunities for all								
	Programmes	Sub-programmes	Broad Project/Activities	Baseline (2019)	AAP Target	Achievement	Stakeholders	Remarks
					Primary Mognori D/A Primary Kabampe R/C Primary, Grupe R/C Primary Sor No. 2 Primary Sor No. 3 Primary			
119			Rehabilitate 7No. school block	Nil	7 schools to be rehabilitated	Kabampe and Achubunyor school blocks rehabilitated	NDA, WGMA, & PTA	Partially implemented
120			Procurement of 150 No. Bunk Beds (Complete) for Laribanga Senior High School	Nil	150 No. Bunk Beds to be procured for Laribanga Senior High School	Contract awarded	Cen. Admi & DWD	Ongoing
121			Rehabilitation GES Director's bungalow	Nil	GES Director bungalow to be renovated	GES Bungalow renovated	Cen. Admi. DWD, & GES	fully implemented

Thematic area: SOCIAL DEVELOPMENT								
Adopted MDAs Goal(s): Create opportunities for all								
	Programmes	Sub-programmes	Broad Project/Activities	Baseline (2019)	AAP Target	Achievement	Stakeholders	Remarks
122			Support the implementation of the free senior high school in the district.	Monitoring carried out on free SHS infrastructure projects	Monitoring to be undertaken on all Free SHS infrastructure projects	Monitoring undertaken on FSHS infrastructure projects at NDESCO, DASS	GES & Cen. Admi	Fully implemented
123			Provide funds to support girls camps	Nil	Funds to be provided for girls camps	Not implemented	NA	Not implemented
124			Organise 3 Science, Technology, Mathematics and Innovative Education (STMIE) clinics	Nil	STMIE activity to be supported	Not implemented	NA	Not implemented
125			Organized 4 DEOC meetings	4 DEOC organized	4 DEOC meetings to be organized	Four (4) DEOC meetings held	DEOC members	Fully implemented
126			Organized independence day celebration	Independence day celebration held	2020 independence day celebration to be organized	2020 independence day celebration held on 6 th march	GES, Heads of departments GPS and Public	Fully implemented

Thematic area: SOCIAL DEVELOPMENT								
Adopted MDAs Goal(s): Create opportunities for all								
	Programmes	Sub-programmes	Broad Project/ Activities	Baseline (2019)	AAP Target	Achievement	Stakeholders	Remarks
127			Organized annual best teacher award	Nil	Selected teachers to be awarded	Activity not carried out	NA	Inadequate funds affected activity implementation
128			Provide incentive packages for teachers in deprive communities	Nil	All teachers in deprived communities to be provided with incentives	Activity not carried out	NA	Inadequate funds affected activity implementation
129			Organized my first day in school	My first day in school organized in September,2019	My first day in school to be organized across the district	My first day in school organized in all schools in the municipality	GES, & Cen Admi	Fully implemented
130			Procure 150 Metal dual desk (Galvanized) and 4 tables and chairs for Laribanga JHS	Nil	150 Metal dual desk to be procured for Laribanga JHS	698 dual desks 340 mono desk procured for schools in the municipality	Cen. Admi DWD, & GES	Fully implemented
131			Procure 150 hexagonal KG furniture	Nil	150 hexagonal desks to be procured	80 hexagonal desks procured for KGs in the municipality	Cen. Admi DWD, & GES	Partially implemented

Thematic area: SOCIAL DEVELOPMENT								
Adopted MDAs Goal(s): Create opportunities for all								
	Programmes	Sub-programmes	Broad Project/ Activities	Baseline (2019)	AAP Target	Achievement	Stakeholders	Remarks
132			Construction and furnishing of 1 No 6- unit Classroom Block	Nil	Construction of 1 No 6- unit Classroom Block to be constructed at Agric Sett.	Construction not undertaken	NA	Lack of funds affected project implementation
133			Completion of 1No. 3 unit classroom block at Falahiat	Construction started in 2019	1No. 3 unit classroom block to be constructed at Falahiat	Three unit classroom block constructed and put to use	GES, DWD & Cen Ami	Fully implemented
134			Complete the construction of 1No-3unit classroom block with ancillary facilities	Construction started in 2019	1No. 3 unit classroom block to be constructed at Abingakura	Three unit classroom block constructed	GES, DWD & Cen Ami	Fully implemented
135			Rehabilitation and furnishing of 1No 6 Unit classroom block at Kabampe	Nil	6 unit classroom block to be constructed at Kabampe	6 unit classroom block constructed and put to use	GES, DWD & Cen Ami	Fully implemented

Thematic area: SOCIAL DEVELOPMENT								
Adopted MDAs Goal(s): Create opportunities for all								
	Programmes	Sub-programmes	Broad Project/Activities	Baseline (2019)	AAP Target	Achievement	Stakeholders	Remarks
136			Complete the construction and furnishing of 1No. District Library facility at Damongo	Construction started in 2019	1No. library complex to be constructed in the Municipality	1No library complex constructed and handed over to library board	DWD & Cen Ami	Fully implemented
137			Support student/teacher trainees	-	Students and teachers trainees to be supported financially	20 students supported with funds to pay school fees	GES, Cen. Admi	Fully Implemented

SOCIAL WELFARE AND COMMUNITY DEVELOPMENT

Thematic area: SOCIAL DEVELOPMENT								
Adopted MDAs Goal(s): Create opportunities for all								
	Programmes	Sub-programmes	Broad Project/Activities	Baseline (2019)	AAP Target	Achievement	Stakeholders	Remarks
138		Social welfare and community development	Organize Mass education on various developmental issues and government programmes in 20 communities	Mass education organized in 5 communities	Mass education on government programmes and development issues in the district to be conducted	Mass education on government programmes and development issues in the municipality conducted at Gundayiri, St. Anne's, Langantere, Canteen Zongo and Hangaline.	CDSW & DPCU	Partially implemented
139			Mobilize communities to undertake self-help projects	0	Three communities to be mobilized to undertake self-help projects	Sori No.1, Kpiri and Mognori supported to undertake self-help projects	CDSW & DPCU	Fully implemented

Thematic area: SOCIAL DEVELOPMENT								
Adopted MDAs Goal(s): Create opportunities for all								
	Programmes	Sub-programmes	Broad Project/ Activities	Baseline (2019)	AAP Target	Achievement	Stakeholders	Remarks
140			Sensitize 80 women /households in home management, health care and nutrition in 10 communities	30 women were sensitized on home management, healthcare and nutrition in 8 communities.	80 women to be sensitized in home management, healthcare and nutrition in 10 communities.	15 women were sensitized on home management, healthcare and nutrition in three communities namely, Kpiri, Agric Settlement and Nabori	CDSW	Partially implemented
141			Sensitize and education 20 communities on the need to form social and economic groups	12 communities were sensitized and educated on the need to form social and economic groups.	Sensitize and educate 20 communities on the need to form social and economic groups.	6 communities were sensitized on the need to form social and economic groups. Communities include, Agric Settlement, Boyanto, Kpiri, Yipala, Nabori and Larabanga	CDSW	Partially implemented

Thematic area: SOCIAL DEVELOPMENT								
Adopted MDAs Goal(s): Create opportunities for all								
	Programmes	Sub-programmes	Broad Project/Activities	Baseline (2019)	AAP Target	Achievement	Stakeholders	Remarks
142			Organize world AIDS/Labour/Disability day	1 each	To organise the celebration of World AIDS/Labour / Disability day	The celebration of World AIDS/Labour/ Disability day was organised.	CA, DFMC, CDSW & CHRAJ	Fully implemented
143			Provide funds for internal management of the organization	Funds provided for internal management of the organization	To provide funds for internal management of the organization	Funds provided for internal management of the organization	MA, SW&CD	Fully implemented
144			Provide Financial/Economic support to PWDs	50 PWDs were given financial support	300 PWDs earmarked to be supported economically	160 PWDs were given 3 Ewes and 1 ram each to boost their economic power, another 110 received other forms of support.	DFMC, CA & SW	Partially implemented

Thematic area: SOCIAL DEVELOPMENT								
Adopted MDAs Goal(s): Create opportunities for all								
	Programmes	Sub-programmes	Broad Project/Activities	Baseline (2019)	AAP Target	Achievement	Stakeholders	Remarks
145			Refresher training for 25 groups in Group dynamics and business development	25 VSLA groups trained	20 VSLA groups to be trained on group dynamics and business development	20 VSA groups (400 women) trained on group dynamics and business development.	BAC & CDSW	Partially implemented
146			Facilitate the opening of business/social bank accounts by the various groups	13 women groups facilitated to open bank accounts with GCB bank	21 women groups to be facilitated to open bank accounts.	21 women groups comprising 522 women facilitated to open bank accounts.	BAC & CDSW	Fully implemented
147			Monitor and supervise 10 adult study groups	10 adult study groups to be monitored	10 adult study groups to be monitored	10 adult study groups monitored. This enabled the department to know the progress of the members	CDSW & DPCU	Fully implemented
148			Procure 3 motor bikes for staff of CDSW	NIL	NIL	NIL	NIL	Partially implemented

Thematic area: SOCIAL DEVELOPMENT								
Adopted MDAs Goal(s): Create opportunities for all								
	Programmes	Sub-programmes	Broad Project/ Activities	Baseline (2019)	AAP Target	Achievement	Stakeholders	Remarks
149			Form 4 child panels in 2 area councils and 1 town council	3 child panels exists	Child panels to be formed in Busunu, Larabanga, Achubunyor and Murugu	Four child rights panels formed in Presby JHS(12 males, 13 females), Larabanga (11 males, 13 females), Achubunyor (11 males, 10 females) and Murugu (9 males, 8 females)	CDSW	Fully implemented
150			Educate 20 communities and families on child rights, force& early marriage, child protection etc.	20 communities to be given education on child rights, forced & early marriage, child protection and other social related issues	15 communities received education on child rights, forced and early marriage and other gender related figures.	20 communities including Tailorpe, Bonyanto, Busunu, Mempeasem, etc were sensitized on child rights, forced and early	CDSW	Fully implemented

Thematic area: SOCIAL DEVELOPMENT								
Adopted MDAs Goal(s): Create opportunities for all								
	Programmes	Sub-programmes	Broad Project/ Activities	Baseline (2019)	AAP Target	Achievement	Stakeholders	Remarks
						marriages,etc.		
151			Monitor 6 LEAP payment cycles	6 rounds of LEAP payments to be monitored	6 Rounds of LEAP payments to be monitored	5 rounds of LEAP payments monitored	CDSW & DA	Partially implemented
152			Profile 15 Day care centres in the district	15 daycare centres to be profiled	10 daycare centres to be profiled.	2 daycare centres were profiled	CDSW	Partially implemented
153			Embark on follow up actions to 40 social protection communities and 20 schools under sch. Feeding	10 social protection communities under the school feeding monitored	40 social protection communities to be monitored	10 social protection communities and 10 schools under sch. Feeding were monitored. Communities include Yipala,Kojope , Sumpini, Nabori,etc	CA	Partially implemented

Thematic area: SOCIAL DEVELOPMENT								
Adopted MDAs Goal(s): Create opportunities for all								
	Programmes	Sub-programmes	Broad Project/Activities	Baseline (2019)	AAP Target	Achievement	Stakeholders	Remarks
154			Conduct general household monitoring visits to 60 Leap beneficiaries	60 LEAP households to be visited	60 LEAP households to be visited	20 LEAP beneficiaries comprising 13 females and 7 males were visited	CDSW	Partially implemented
155			Intensify education on the Disability Act and opportunities for PWDs	10 communities to be educated on the Disability Act	10 communities to be educated on the disability Act and opportunities for PWDs	5 communities namely, Adeyiri, Sanyiri, Kananto, Agric Settlement and Damongo Zongo.	SW & DFMC	Partially implemented
156			Review and update data base of P.W.D's	100 PWDs to be identified and profiled.	PWDs database to be established and updated. total	PWDs database established and updated for the Municipality. This brings the total no. of PWDS to 1,739 comprising 835 males, and	CDSW and DPCU	Partially implemented

Thematic area: SOCIAL DEVELOPMENT							
Adopted MDAs Goal(s): Create opportunities for all							
Programmes	Sub-programmes	Broad Project/Activities	Baseline (2019)	AAP Target	Achievement	Stakeholders	Remarks
					904 females.		
157		Organize 4 meetings of PWDs	1 PWD meeting organized	4 PWD meetings to be organized	1 meeting was organized for the PWDs	SW& DFMC	Partially implemented
158		Organize 4 meetings of District Disability Fund Management Committee	Four Disability Fund Management Committee (DFMC) meetings organized	4 DFMC meetings to be organized	Four DFMC meetings were held.	SW & DFMC	Fully implemented
159		Monitor activities of private children's homes/orphanages	1 Private children home monitored	One private children home to be monitored	Activities and condition of orphanage located in Damongo monitored	CDSW	Fully implemented

Thematic area: SOCIAL DEVELOPMENT								
Adopted MDAs Goal(s): Create opportunities for all								
	Programmes	Sub-programmes	Broad Project/ Activities	Baseline (2019)	AAP Target	Achievement	Stakeholders	Remarks
160			Prepare and submit social enquiry reports on juvenile to the court and child panels	Social enquiry reports on juvenile cases to be prepared for the courts.	Social enquiry reports to be written for the courts	Social enquiry reports were not prepared for the courts.	CDSW	Activity not implemented
161			Embark on regular visits to the police cells and the district magistrate court	There was no visit to the police cells and the magistrate court	Embark on regular visit to the police cells and the district magistrate	The police cells and the district magistrate court were not visited.	CDSW	Activity not implemented
162			Provide counselling and support to juveniles released on probation /supervision	Counselling services were provided for 15 juveniles released on probation	Provide counselling services to 20 juveniles released on probation/supervision	10 juveniles released on probation were offered counselling services.	CDSW	Partially implemented
163			Build the capacity of PWDs to graduate from Poverty.	80 PWDs capacities built	200 PWDs capacities to be built to enable them graduate from poverty	A training programme organized for 160 PWDs to build their capacities and enable them graduate from	HR, CDSW and DCD	Fully implemented

Thematic area: SOCIAL DEVELOPMENT								
Adopted MDAs Goal(s): Create opportunities for all								
	Programmes	Sub-programmes	Broad Project/Activities	Baseline (2019)	AAP Target	Achievement	Stakeholders	Remarks
						poverty		
164			Organize quarterly Gender Support Network meetings	Nil	4 quarterly Gender support Network meeting organised	2 quarterly Gender Support Network meetings supported	MA	Partially implement (COVI-19) affected the full implementation
165			Undertake data collection on women in both public and private sectors in the district	Nil	Data to be collected on women in the public and private sector	Activity not carried out	NA	Not implemented
166			Organize training programme on political leadership for women	Nil	Training programme to be organised on political leadership for women	Training programme on political leadership for women organised	Gender Desk and MA	Fully implemented
167			Organize capacity building programmes for 5 VSLA groups	Nil	Capacity building programmes to be organized for five VSLA groups to be	Training not undertaken	NA	Not implemented

Thematic area: SOCIAL DEVELOPMENT								
Adopted MDAs Goal(s): Create opportunities for all								
	Programmes	Sub-programmes	Broad Project/ Activities	Baseline (2019)	AAP Target	Achievement	Stakeholders	Remarks
168			Sensitize the general public on the consequences of gender based violence and how victims can seek redress	Nil	The general public to be sensitized on the consequences of gender based violence and how to seek redress.	Activity not implemented	NA	Not implemented
169			Recruit 3 Gender Model family in two communities	3 Gender model family recruited	3 gender model family to be recruited	Activity not undertaken	NA	Not implemented
170			Sensitization on the need for women to have access to land for farming	Sensitization carried out in 5 communities	Sensitization to be carried out in 5 communities	Sensitization carried out in 3 communities	NA	Partially implemented

CHALLENGES

- Inadequate means of transport
- Inadequate budgetary allocation
- Inadequate staff

HEALTH DELIVERY

Thematic area: SOCIAL DEVELOPMENT								
Adopted MDAs Goal(s): Create opportunities for all								
	Programmes	Sub-programmes	Broad Project/ Activities	Baseline (2019)	AAP Target	Achievement	Stakeholders	Remarks
171		Health delivery	Strengthen HIV/AIDs interventions in high risk areas.	HIV/AIDs activities implemented (Testing and counselling)	To strengthen HIV/AIDs interventions in high risk areas.	HIV/AIDs (Testing and Counselling) carried out in Damongo	GHS, Central Admin.	Fully implemented
172			Organize capacity building workshop for PLWHAS to equip them with skills to embark on sustainable livelihood programmes.	Capacity building organized for 30 PLWHAS	Capacity building to be implemented for PLWHAS	Capacity building organized for 29 PLWHAS	GHS & Cen Adm.	Fully implemented
173			Organize stakeholders workshop on testing and counselling	Training on testing and counselling organized for stakeholders (35)	Training on testing and counselling organized to be for stakeholders	Training on testing and counselling organized for stakeholders	GHS & Cen Adm.	Fully implemented

Thematic area: SOCIAL DEVELOPMENT								
Adopted MDAs Goal(s): Create opportunities for all								
	Programmes	Sub-programmes	Broad Project/ Activities	Baseline (2019)	AAP Target	Achievement	Stakeholders	Remarks
174			Train 20 CBOs, 5 NGOs on the need to involve PLWHAS and affected persons in planning and implementation of programmes and activities on treatment care and support	Nil	20 CBOs, 5 NGOs to be trained on stakeholder involvements	Activity not implemented	NA	Not implemented
175			Organize quarterly DAC meetings	Four DAC meeting organized	Four DAC meetings to be organized	Four DAC meetings organized (15 participants)	DAC members	Fully implemented
176			Organize World AIDS day celebration in the district	World AIDS day celebration organized	World AIDS day celebration to be organized	World AIDS day celebration organized	GHS, GES, Cen. Adm.	Fully implemented
177			Provide funds for the payment of allowances to M & E focal person, DCD and project accountant.	M & E focal person, DCD and project accountant of MSHP to paid allowances	M & E focal person, DCD and project accountant of MSHP to be paid allowances	M & E focal person, DCD and project accountant of MSHP paid allowances	GHS, & Cen. Adm.	Fully implemented
178			Support Malaria	Distribution	Sensitization	Sensitization	GHS	Activity

Thematic area: SOCIAL DEVELOPMENT								
Adopted MDAs Goal(s): Create opportunities for all								
	Programmes	Sub-programmes	Broad Project/ Activities	Baseline (2019)	AAP Target	Achievement	Stakeholders	Remarks
			Control measures.	of LLIBN and sensitization on malaria control carried out	on malaria prevention to be undertaken	on malaria prevention undertaken		undertaken
179			Support to health related activities	-	GHS to be supported with funds to undertake COVID-19 activity	GHS supported with funds to undertake COVID-19 activity	GHS & Cen Admi	Activity implemented
180			Complete the construction of 1No CHPS compound	Nil	1No. CHPS to be constructed at Broto	Construction of CHPS being carried out at Broto (it is 45% completed)	Ghana Gas, GHS & DWD	Partially implemented
181			Rehabilitation of Damongo Health Centre	Nil	Damongo Health Centre to be renovated	Renovation of Damongo Health centre ongoing (65% completed)	NDA, GHS & DWD	Partially completed
182			Construct 1No CHPS Compound at Kididilimpa	Nil	1No CHPS to be constructed	Activity not undertaken	NA	Not implemented

Thematic area: SOCIAL DEVELOPMENT								
Adopted MDAs Goal(s): Create opportunities for all								
	Programmes	Sub-programmes	Broad Project/ Activities	Baseline (2019)	AAP Target	Achievement	Stakeholders	Remarks
183			Furnishing of Soalepe Murugu Mognore and Kojope CHPS Compounds	Nil	3 No CHPS compounds to be furnished	Activity not carried out	NA	Activity rolled over to 2021
184			Renovation of Busunu health centre	Minor renovation works carried out on the facility	Major renovation works to be carried out on Busunu health centre	Renovation works ongoing on Busunu health centre	NDA, GHS & DWD	Ongoing

ENVIRONMENTAL HEALTH UNIT

Thematic area: SOCIAL DEVELOPMENT								
Adopted MDAs Goal(s): Create opportunities for all								
	Programmes	Sub-programmes	Broad Project/ Activities	Baseline (2019)	2020 AAP Target	Achievement	Stakeholders	Remarks
185			Provide to enable ensure improve sanitation (30) in communities through CLTS and community durbars	CLTS implemented in 20 communities	CLTS to be implemented in 30 communities	CLTS implemented in 10 communities	CD &SW, EHU, & Communities	Partially implemented
186			Provide to enable the construction and servicing of landfill site in Damongo	Nil	1No. landfill site to be constructed in Damongo	Activity not carried out	NA	Not implemented
187			Ensure regular disinfection and disinfestation(fumigation & Larviciding)	Disinfection and disinfestation fumigation undertaken quarterly	Disinfection and disinfestation fumigation to be undertaken quarterly	Disinfection and disinfestation fumigation, and Larviciding implemented in the four quarters	Zoomlion and WGMA	Fully implemented
188			Monthly DICCS meeting with stakeholders in the district	Four quarterly DICCS meetings organized	12 monthly DICCS to be organized	Three (3) meeting organized in 2020	Committee members	COVID-19 affected meetings of the committee

Thematic area: SOCIAL DEVELOPMENT								
Adopted MDAs Goal(s): Create opportunities for all								
	Programmes	Sub-programmes	Broad Project/ Activities	Baseline (2019)	2020 AAP Target	Achievement	Stakeholders	Remarks
189			Procure the services of a cesspit emptier to dislodge DA staff toilets and Public	Nil	Cesspit emptier services to be procured	Activity not undertaken	NA	Inadequate funds affected activity implementation
190			To carry out market sanitation education in four (4) markets	Four rounds of education on sanitation carried out in four markets	Four rounds of sanitation education carried to be out in four markets	Four rounds of sanitation education carried out in four markets (i.e. Saturday market, Damongo lorry Park, Busunu and Laribanga markets)	Cen. Admi & UNICEF	Fully implemented
191			Organize training for EHOs on Prosecution	EHU staff trained on prosecution	13 EHU staff to be trained on prosecution	Activity not implemented	NA	Not implemented
192			Carry out medical screening for food vendors in the district	70 food venders screened	172 food venders to be screened	78 food venders screened	GHS, EHU & food venders	Fully implemented

Thematic area: SOCIAL DEVELOPMENT								
Adopted MDAs Goal(s): Create opportunities for all								
	Programmes	Sub-programmes	Broad Project/ Activities	Baseline (2019)	2020 AAP Target	Achievement	Stakeholders	Remarks
193			Provide to enable procure sanitary tools.	Nil	Wheelbarrow, brooms, rakes, hand-gloves, Cutlasses, hoes, and Chemicals to be procured	Wheelbarrow, brooms, rakes, hand-gloves, Cutlasses, hoes, and Chemicals procured	Cen Admi	Fully implemented
194			Rehabilitation of 10No. Boreholes at Damongo, Busunu, and Laribanga	Nil	10 boreholes to be rehabilitated	One borehole rehabilitated at Broto	DWD, Broto community	Partially
195			Construction of 3No. Water closet institutional toilet with solar powered mechanized borehole and solar panel lighting under the E-infrastructure for poverty eradication programme	Nil	3No. Water closet institutional toilet with solar powered mechanized borehole to be constructed in three communities	3No. Water closet institutional toilet with solar powered mechanized borehole constructed and solar panel lighting constructed at NDESCO, Damongo Nursing	EHU, DWD, MSDI	Fully implemented

Thematic area: SOCIAL DEVELOPMENT								
Adopted MDAs Goal(s): Create opportunities for all								
	Programmes	Sub-programmes	Broad Project/ Activities	Baseline (2019)	2020 AAP Target	Achievement	Stakeholders	Remarks
						training college Attributto		

PHOTOS OF INFRASTRUCTURE PROJECTS IN THE WEST GONJA DISTRICT



CLASSROOM BLOCK AT NDESCO (GETFUND)



6-UNIT CLASSROOM BLOCK WITH ACILLARIES @ BIDIMA (GETFUND)



3-UNIT CLASSROOM BLOCK WITH ANCILLARIES @ DAMONGO MODEL SCHOOL - ABINGAKURA



2 STORY BUSINESS RESOURCE CENTER @ DAMONGO(FUNDED BY MOTI)



MULTI-FUNCTIONAL GARI PROCESSING FACTORY @ ALHASSANKURA-DAMANGO FUNDED BY WORLD VISION



CHPS COMPOUND @ MOGNORI (IPEP)



12-UNIT CLASSROOM EMERGENCY BLOCK @ DAMONGO SHS (GETFUND



REHABILITATION OF HEALTH CENTER @ BUSUNU (FUNDED WITH DACF)

CONSTRUCTION AND
FURNISHING OF 1NO.
POLICE STATION @
BUSUNU



**RENOVATION OF 1NO POLICE STATION & 2 NO QUARTERS @ BUSUNU (FUNDED WITH
DACF)**



REHABILITATION OF HEALTH DIRECTOR'S BUNGALOW (FUNDED WITH DACF)



RENOVATION OF 1NO POLICE COMMANDER'S BUNGALOW @ DAMONGO (FUNDED WITH DACF)



10 SEATER WC TOILET WITH SOLAR POWERED BOREHOLE & S LIGHTENING @ DAMONGO NURSES COLLEGE (IPEP)



10 SEATER WC TOILET WITH SOLAR POWERED BOREHOLE & LIGHTENING @ LARIBANGA (IPEP)



10 SEATER WC TOILET WITH SOLAR POWERED BOREHOLE & LIGHTENING @ NDESCO (IPEP)



KG BLOCK @ ABINGAKURA, FUNDED USAID



10 SEATER TOILET @ DAMONGO-ZONGO



10 SEATER TOILET @ DAMONGO-ZONGO



10 SEATER TOILET @ ABINGAKURA (FUNDED BY GNPC)



1VID @ MOGNORI (IPEP)



BOREHOLE @ JONOKPONTO (FUNDED BY WORLD VISION)