



PRU WEST DISTRICT ASSEMBLY



DISTRICT MEDIUM TERM DEVELOPMENT PLAN 2026-2029

FINAL DRAFT

**PREPARED BY DISTRICT PLANNING CO-ORDINATING UNIT UNDER THE
THEME: “RESETTING-GHANA AGENDA – CREATING JOBS, ENSURING
ACCOUNTABILITY AND PROMOTING SHARED PROSPERITY”**

ON

JANUARY, 2026

FOREWORD



The 1992 constitution (Article 34, 86-88), NDPC Act, 1994 (Act 479), National Development Planning System Act, 1994 (Act 480), National Development Planning System Regulation (L.I.2233), L.I. 2335, 2017 (Prudential West District Assembly), National Development Planning (System) Regulation, the Local Governance Act, 2016 (Act 936), and the Land Use and Spatial Planning Act 2016 (Act 925), L.I. 2232 mandates MMDAs to initiate and prepare strategic and Development Plans guided by the National Development Planning Commission's guidelines and certification, regulations and standards.

Both national and international charters, policy frameworks and agreements over the years present a new development focus requiring a paradigm shift in the way development should be planned. In response to the ever complicated development challenges, a lot of state institutions have been established to lead, collaborate and implement certain technical policies.

Development interventions have become more important to balance both local and national development needs. It is therefore important, MMDAs position themselves to provide not only critical public services but also, facilitate the creation of jobs and wealth to support Ghana's transformation to a Ghana Beyond Aid. MMDAs plans take into consideration harmonization of physical planning in space and effective participation from all key stakeholders.

This Plan has been prepared in consultation with, CSOs, Private Sector, Traditional Authorities, Assembly Members, People with Disability among others to facilitate the implementation of policies, programmes and projects in the district. This plan supersedes all other existing plans prepared by PWDA. This plan acknowledges that effective collaboration and consensus building is key for achieving the vision of PWDA.

PWDA is therefore calling on all stakeholders to efficiently consult this plan in the development and implementation of their policies, programmes and projects.

A handwritten signature in black ink, appearing to read 'S. Ahyapong', written over a light blue horizontal line.

HON. SAMUEL AHYAPONG
DISTRICT CHIEF EXECUTIVE, PWDA

EXECUTIVE SUMMARY

The Pru West District Medium Term Development Plan (PWDMTDP 2022-2025) is the third road map since the creation of the district in 2018 under the theme “*Resetting-Ghana Agenda – Creating Jobs, Ensuring Accountability and Promoting Shared Prosperity*”. The plan is developed to direct the implementation of district programmes and projects in conformity with those of the nation towards the achievement of local and national targets.

The MTDP also aims at contributing towards the achievement of internationally accepted goals such as the Sustainable Development Goals (SDG). Generally, PWDMTDP 2026-2029 has taken into account the challenges the Assembly faces in addressing her development concerns and has provided carefully thought out programmes and projects to resolve them.

The 2026-2029 DMTDP is structured into five development dimensional areas; Economic development, social development, environment, infrastructure and spatial development, governance and institutional development as well as international relations and cooperation. Economic Development focuses on strengthening the district’s economic foundations with an emphasis on agriculture and agribusiness boosting productivity and value addition since agriculture is the mainstay of the local economy. Private sector growth & jobs creation promoting small and medium enterprises (SMEs), market development, and youth employment and market and trade improvements improving local markets and linking producers to larger regional markets. The direction is to Build resilient and inclusive local economic growth to raise incomes and reduce poverty.

Social Development aims at improving access to and quality of basic services such as education enhancing school infrastructure, teacher training, and learning outcomes, expanding health facilities, increasing service coverage, and reducing health disparities whiles Water, sanitation, gender equity & social inclusion prioritizing clean water access and social protection, including support for vulnerable groups.. the programme direction is Empowering citizens through improved health, education, and social services that increase well-being and human capital.

Environment, Infrastructure and Spatial Development highlights Sustainable environmental management through building on existing Pru West initiatives like tree-planting and land restoration, infrastructure development by improving roads conditions and networks, potable

water systems, energy access, telecommunications, and improved human settlements while spatial planning contains organizing land use logically to support growth, reduce risk, and enhance service delivery. The programme Direction is to develop resilient infrastructure and protect the environment while guiding spatial growth for sustainable development.

Governance and Institutional Development seeks to Improve transparency and accountability by ensuring public participation in planning and budgeting. Additionally, enhance administrative capacity through training staff and improving systems for better service delivery and public sector performance by aligning district planning with national frameworks and improving fiscal responsibility with a direction to build effective, inclusive, and responsive local governance capable of delivering development results.

International Relations Cooperation, although a smaller component at the district level, this dimension frames how Pru West can, collaborate with development partners through NGOs, international agencies, and donors for funding and technical support and align with global frameworks — such as the Sustainable Development Goals (SDGs) and regional development agendas, as guided by the national MTDP framework.

The 2026 – 2029 PWDMTDP is divided into eight chapters; eight chapters, chapter one gives a brief background to the Assembly including its vision, mission, mandate, core values, organizational structure and locational. Chapter two covers the situational analysis and performance review of the 2022-2025 DMTDP. Chapter three examines key development priorities of the district, while chapter four contains the development goals, objectives and strategies. Chapter five presents the composite programming and financing, Chapter six covers the Annual Action Plans for the programmes. Additionally, chapter seven provides for Monitoring and Evaluation of the programs and projects, finally, chapter eight, the final chapter has the communication plan detailing how progress of implementing the DMTDP would be communicated to key stakeholders.

Three public hearings were organized for the various groups, namely the NGOs/CBOs, Trade Associations, Traditional Authorities and PWDs for all the three Area Councils. The final public hearing (Annex 4) was held at each of the 3-area council capital to discuss the draft plan before it was ratified at the General Assembly.

The Pru West District Assembly requires a total estimated cost of programme implementation amounts to One Hundred and Eighty-Two Million, Eight Hundred Thousand, Six Hundred and Sixty-Five Ghana Cedis (**GHS 182,800,665.00**),

This document is yet to be approved by the General Assembly and will become the legal road map to guide development in the district.

Process and Methodology for Developing the Plan

This plan was developed through a consultative process with stakeholders, including Traditional Authorities, Assembly Members, Unit Committee Members, women groups, people with disability, Civil Society Organization, Religious Bodies, and youth.

Group discussions, power point presentations, radio talks, needs assessment, discussions on information centres as well as desk work were adopted as methodology as prescribed by L.I 2232, 2016 to prepare the document. These approaches offered all the groups the opportunity to participate fully and have their contributions, concerns and challenges factored into the plan.

As per the L.I 2232 the plan was prepared with a team of experts formed by the District Assembly. It was led by the District Coordinating Director as the Chairman, District Development Planning Officer as Secretary whiles the following were members; Development Planning Sub-committee Chairman, District Director of Education, District Director of Health, District Director of Agriculture, District Director of Social Development, District Head of Works, District Director of Physical Planning, District Budget Analyst, District Human Resource Manager, District Statistician and District Environmental Health Officer. Other units and departmental heads were also contacted as and when their inputs were required.

Contents

EXECUTIVE SUMMARY	iii
List of Tables	ix
LIST OF ACRONYMS.....	ix
Location	1
Vision	1
Mission	1
Functions	2
Structure and Organization	4
Structure of the Plan	5
2.1.0: Introduction	7
2.2.1: Performance Review	7
2.2.2: Financial Performance	11
2.3: Existing Conditions and Diagnoses	12
2.3.1: Demographic Characteristics	12
Population Density	12
Household Composition	12
Dependency Ratio	13
Rural/Urban Split	13
Spatial Distribution of Population	13
2.3.2: Physical Characteristics	14
Location and Size	14
Relief and Drainage	14
Climate	15
Vegetation	15
Habitat Loss and Degradation in the Pru West District	15
Land-use change: patterns, drivers and implications for planning	16
Soil	17
Geology and Minerals	18
2.3.4 Water Resources	19
Plants and Animals Life	20

2.4.3: District Economy	21
Major Economic Activities	21
Internally Generated Fund (IGF)	21
2.3.4 Local Economic Development (LED)	22
Agriculture	22
Food production	22
Livestock and Poultry production	23
Extension Services Delivery	23
2.3.5 Employment	24
2.3.6 Tourism	24
Financial Institutions	25
Business and Private Sector Development	25
2.3.6 Social Services	25
Education	25
2.3.7 Health Care	29
2.3.8 Social and Child Protection	32
2.3.8 Vulnerability Analysis	32
Nutrition Security	33
Food System and Agriculture Production	33
2.3.9 Water and Sanitation	34
Water Security	34
2.3.10 Current Sanitation Status	35
2.3.11 Housing	36
Gender	36
Gender mainstreaming	36
Migration (Emigration and Immigration)	37
Aged Care	37
Social, Child Welfare and Protection	37
Family Life	38
Youth	38
2.3.12 Environment	38
Conditions of the Built Environment	38
2.3.13 Natural Environment	39

2.3.14 Climate Change	39
Climate Change Action.....	40
2.3.15 Urbanization: growth, pressures and opportunities	40
Pollution: sources, pathways and priority mitigation for Pru West	41
Over-exploitation of natural resources: forestry, fuelwood and fishery	41
Natural Capital Accounting (NCA).....	42
1.3.16 Road Infrastructure	42
Communication	42
2.3.17 Energy	43
2.3.18 Assets Maintenance.....	43
2.3.19 Governance.....	44
2.3.20 Peace and Security situation	45
The Police Service	45
2.3.21 Community Action Planning.....	46
Corruption	47
Social Accountability	47
2.3.22 Implementation, Coordination, Monitoring and Evaluation	47
2.3.23 Natural and Man-Made Disasters	48
2.3.24 Disaster Risk Management Situation	49
Disaster Preparedness and Response	49
2.3.25 Identifying Strengths, Weaknesses, Opportunities and Threats (SWOT).....	49
Medium Term Needs Assessment.....	56
CHAPTER THREE	59
3.1 Introduction.....	59
3.2 Prioritized Development Issues.....	59
CHAPTER FOUR.....	65
4.1 Introduction.....	65
4.2 District Goal	65
4.3 Goals Compatibility Matrix	68
CHAPTER FIVE	100
COMPOSITE DEVELOPMENT PROGRAMMES	100
5.2 Formulation of Programmes.....	101
5.3 Programme Financing	101

5.4 Financing Strategy for Programme Implementation DMTDP (2026–2029)	109
5.5 Strategic Environmental Assessment (SEA)	112
CHAPTER SIX	138
ANNUAL ACTION PLANS	138
6.1 Introduction	138
CHAPTER SEVEN	206
MONITORING AND EVALUATION ARRANGEMENTS	206
7.1 Introduction	206
7.2 Monitoring	206
7.2.1 Monitoring Indicators	206
7.3 Evaluation	214
7.3.1 Participatory Monitoring and Evaluation	215
7.3.2 Stakeholders Analysis	216
Table 7.2 Stakeholders’ Analysis	216
7.3.3 Knowledge Management and Learning	217
CHAPTER EIGHT	220
COMMUNICATION STRATEGY	220
8.1 Communication Strategy	220

List of Tables

<i>Table 1.6 Categories of educational institutions by ownership</i>	25
Table 6. 2: SOCIAL DEVELOPMENT	71
Table 4.3: ENVIRONMENT AND HUMAN SETTLEMENT DEVELOPMENT	75
Table 4.4: GOVERNANCE AND INSTITUTIONAL DEVELOPMENT	76
Table 5.1 Programme of Action	102

LIST OF ACRONYMS

CHPS	Community Health Planning Service
CWSA	Community Water and Sanitation
DA	District Assembly

DACF	District Assembly Common Fund
DBA	District Budget Analyst
DDE	District Director of Education
DDF	District Development Facility
DDH	District Director of Health
DEHU	District Environmental Health Unit
DMTDP	District Medium Term Development Plan
DPCU	District Planning Coordinating Unit
DPO	District Planning Officer
GES	Ghana Education Service
GHS	Ghana Health Service
IGF	Internally Generated Fund
MOFA	Ministry of Food and Agriculture
MTDP	Medium Term Development Plan
NCA	Natural Capital Accounting
NDPC	National Development Planning Commission
NGOs	Non-Governmental Organizations
RCC	Regional Coordinating Council

CHAPTER ONE

GENERAL INTRODUCTION

This chapter examines the vision, mission, core values, functions, mandate, organizational structure and locational map of the Pru West District. This is done in accordance with chapter four of the 2026-2029 District Medium Term Development Plans Guidelines issued by the National Development Planning Commission (NDPC).

Location

The Pru West District was carved out of the Pru District in December, 2017. The District was established under Legislative Instrument (L.I.2335) of 2017 and inaugurated on 15th March, 2018. Pru West District lies between Longitudes 0⁰30” W and 1⁰26” W and Latitudes 7⁰55” N and 8⁰55” N. It shares boundaries with six (6) other districts, namely Pru East to the North, Sene West to the East, Nkoranza and Atebubu-Amantin to the South and Kintampo-North and Kintampo South to the West, all in the Bono East Region.

Prang is the administrative capital of the district with a distance of about 280km (Via Nkoranza from Techiman the Regional Capital. It is also 453km North of Accra, the national capital. The Pru West District covers an area of 2,195kmsq.

Vision

PWDA’s vision is a District in which all inhabitants have adequate access to sustainable socio-economic services of satisfactory quality, safe and a well-maintained highly decentralized environment.

Mission

To accomplish its vision, PWDA has defined as its mission exist to achieve high living standards for inhabitants of the District through effective decentralization, provision of quality social services, modernize farming methods in a sustained environment and improved security.

Our values include professionalism in service delivery, people-centredness, innovation and integrity in the management of resources for efficient delivery of public services and respect for cultural diversity.

Functions

The functions of the Assembly are deliberative, legislative and executive. In accordance with section 12 of the Local Governance Act, 2016 (Act 936), the 1992 Constitution of Ghana and relevant legislations:

- a. Be responsible for the overall development of the district and shall ensure the preparation and submission through the Regional Co-ordinating Council for approval of the development plan to the NDPC and budget to Minister of Finance for the district;
- b. Formulate and execute plans, programmes and strategies for the effective mobilization of the resource necessary for the overall development of the district.
- c. Promote and support productive activity and social development in the district and remove any obstacles that imitate against development.
- d. Initiate Programmes for the development of basic infrastructure and provide municipal Works and services in the district.
- e. Be responsible to the development, improvement and management of human settlement and the environment in the district.
- f. In co-operation with appropriate national and local security agencies, be responsible for the maintenance of security and public safety in the district.
- g. Ensure ready access to the courts and public tribunals in the district for the promotion of Justice.
- h. Initiate, sponsor or carry out such studies as may be necessary for the discharges of any of the functions conferred by the Act or any other enactment and
- i. Perform such other functions as may be provided under any other enactment.

Mandate

The Pru West District Assembly is mandated to ensure the overall development of the district Local Governance Act, (Act 936, 2016) and L.I 2335 of 2017. Pru West was established to formulates development plans, budgets and executes plans, programmes and

strategies for the effective mobilization of the resource necessary for the overall development of the district.

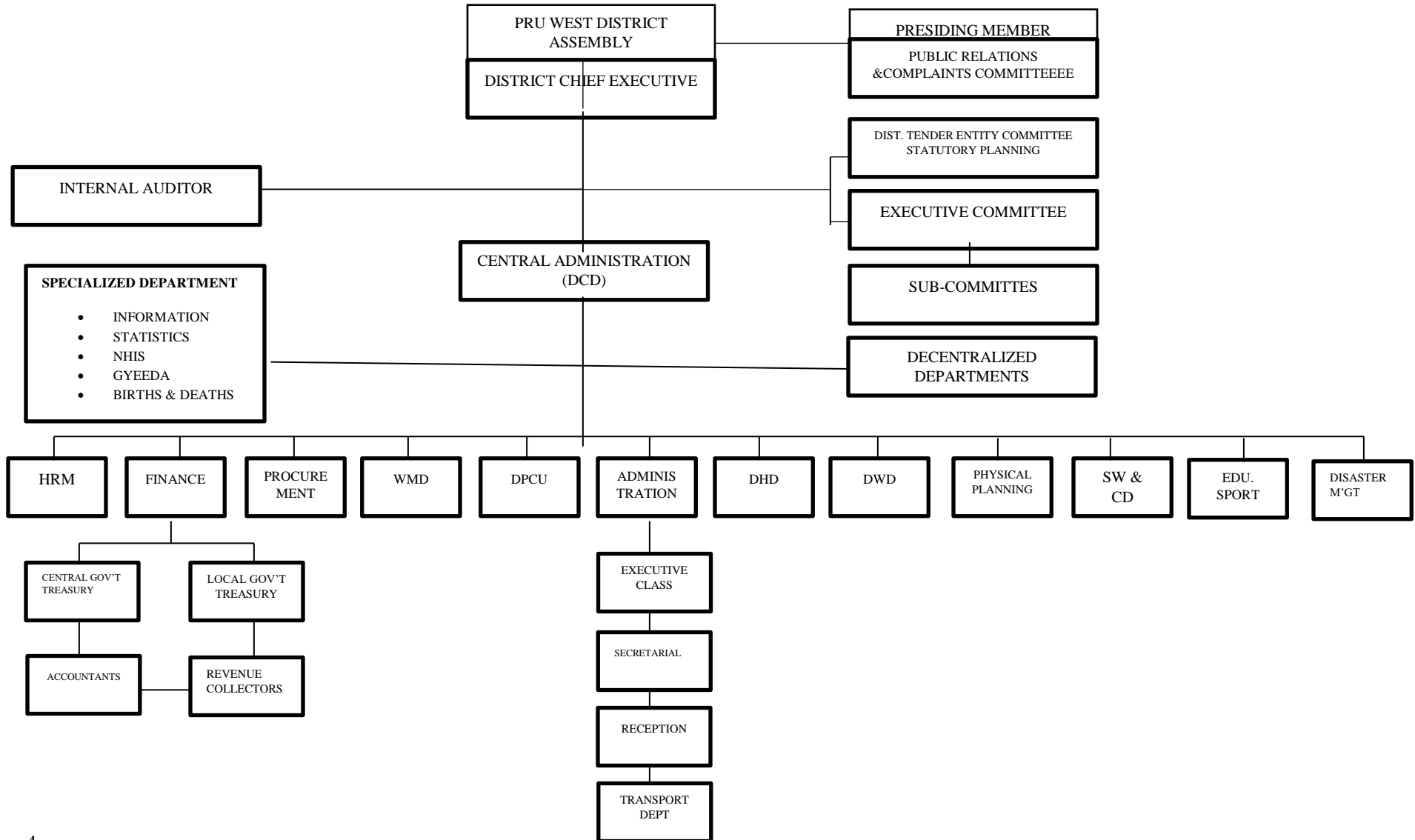
Core Values

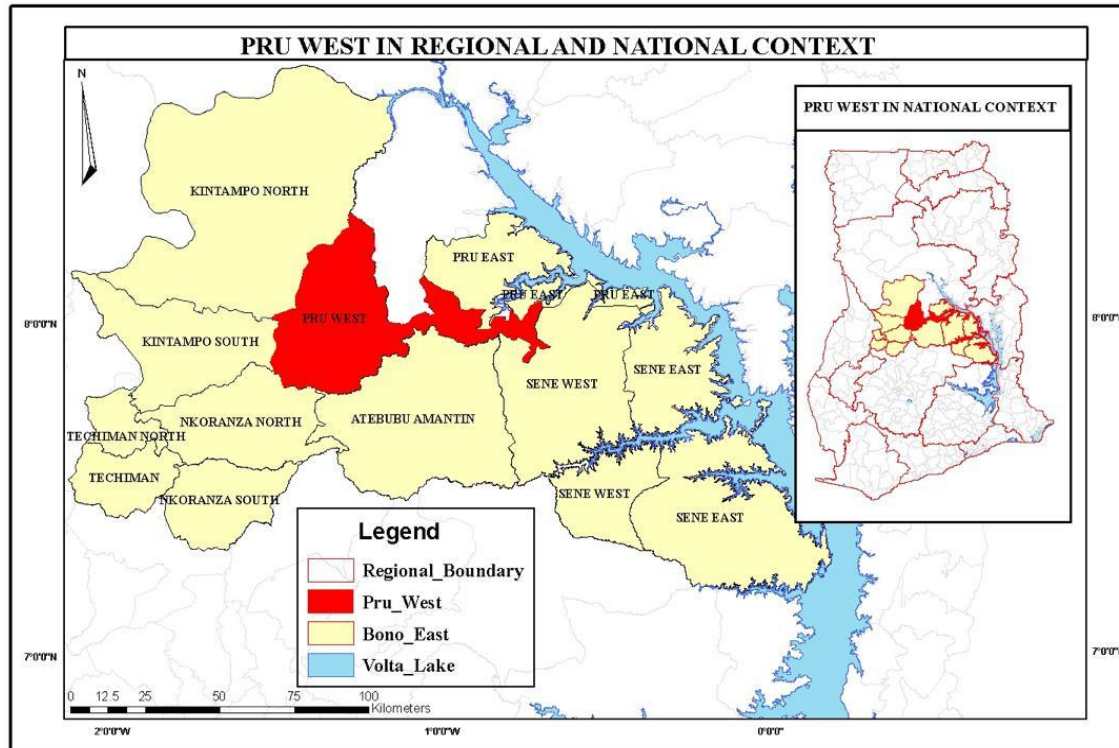
It values include professionalism in service delivery, people-centredness, innovation and integrity in the management of resources for efficient delivery of public services and respect for cultural diversity.

Structure and Organization

The Organogram (functional) depicting the authority relationship and the formal reporting system is presented in the organogram below:

Organogram of Pru West District Assembly





Structure of the Plan

The Plan is structured in eight chapters, chapter one gives a brief background to the Assembly including its vision, mission, mandate, core values, organizational structure and locational. Chapter two covers the situational analysis and performance review of the 2022-2025 DMTDP where other areas including the needs assessment were assessed. The chapter highlights spatial expressions of the existing situation in the district. Also of importance, is the Community Action Plan where community specific plans are developed and integrated into a consolidated plan. Chapter three examines key development priorities of the district, this will factor prioritization and ranking of the development programmes and projects. Whiles chapter four contain the development of goals, goals compatibility analysis, objectives and strategies for achieving the development priorities in the preceding chapter, it will also contain spatial development frameworks and structure plans.

Chapter five presents composite programme, financing and financing strategies of the DMDTP goals, objectives and strategies where concentration will be on broad programmes. Chapter six highlights the Annual Action Plans of the programmes in the preceding chapter giving specific steps to realizing the goals, objectives and strategies whiles chapter seven provides for Monitoring and Evaluation of the programs and projects. It tracks progress, implementation challenges and

related constraints in implementing the DMTDP. All stakeholders have been analyzed given their role and interests. Chapter eight, the final chapter has the communication plan detailing how progress of implementing the DMTDP would be disseminated and communicated to key stakeholders. Communication strategies for specific audience would be drawn and how it would be disseminated.

CHAPTER TWO

SITUATIONAL ANALYSIS OF PRU WEST

2.1.0: Introduction

This section of the DMTDP seeks to describe in details the performance of 2022-2025 DMTDP, financial performance for same period, location, physical characteristics, and environment, economic and social situations that influence conditions of living in the Pru West District. This section would also conduct analysis of the Strength, Weaknesses, Opportunities and Threats (SWOT) that the Assembly could leverage on. Community Action Plans(CAP) would be considered in this section as well as needs assessment for the plan.

2.2.1: Performance Review

According to NDPC guidelines, chapter Two under Section Four, MDAs and MMDAs are expected to assess performance review (PR) to ascertain progress made towards the achievement of the 2022-2025 MTDP objectives, results and indicators in set for implementation from 2022-2025. Besides assessing progress made on targeted results and objectives, this PR is also intended to factors that contributed for attainment of results, challenges encountered and lessons learnt during the four years of implementation of the Plan under the Agenda for Jobs II as well as recommendations from the Annual Progress Reports (APRs) over the periods.

Generally, there have been a significant progress in achieving targets set for the period under review even though a few could not be realized. For instance, under the economic development indicators, all were achieved except soybeans and tourism arrivals.

Table 2.1 shows the performance of the core indicators

S/N	Development Dimension	Indicator	Baseline (2021)	2022 – 2024 Medium Term Target	Cumulative Achievement		Remarks
					Year	Data	
1	Economic Development	Total output in agriculture production (MT)					
		Maize	12%	23%	2024	30%	Achieved
		Rice(milled)	15%	20%	2024	25%	Achieved
		Cassava	10%	12%	2024	15%	Achieved
		Groundnut	8%	10%	2024	13%	Achieved
		Yam	15%	35%	2024	40%	Achieved
		Soybean	5%	25%	2024	20%	Not Achieved
		Cattle	7%	21%	2024	25%	Achieved
		Sheep	9%	20%	2024	21%	Achieved
		Goat	5%	18%	2024	20%	Achieved
		Pig	6%	15%	2024	20%	Achieved
		Poultry	10%	37%	2024	41%	Achieved
		Percentage of land under cultivation	45%	73%	2024	57.97%	Achieved

S/N	Development Dimension	Indicator	Baseline (2021)	2022 – 2024 Medium Term Target	Cumulative Achievement		Remarks	
					Year	Data		
		Number of new industries established	7%	10%	2024	25%	Achieved	
		Number of new jobs created – Agriculture	35%	25%	2024	45%	Achieved	
		Percentage Change in Tourist arrivals	12%	27%	2024	20%	Not Achieved	
		Proportion of unemployed youth benefitting from skills/apprenticeship and entrepreneurial training	25%	35%	2024	55%	Achieved	
2	Social Development	Net enrolment ratio						
		Primary	73%	89%	2024	95%	Achieved	
		JHS	80%	93%	2024	89%	Not Achieved	
		SHS	75%	80%	2024	90%	Achieved	
		Gender parity index						
		KG	98%	100%	2024	99%	Not Achieved	
		Primary	98%	100%	2024	98%	Not Achieved	
		JHS	89%	100%	2024	96%	Not Achieved	
		SHS	90%	100%	2024	98%	Not Achieved	
		Completion rate						
		KG	91%	97.33%	2024	99%	Achieved	
		Primary	81%	92.33%	2024	99.20%	Achieved	
		JHS	83%	92.33%	2024	95%	Achieved	
		SHS	95%	99%	2024	99%	Achieved	
		Pass rate						
		JHS	96%	100%	2024	98%	Not Achieved	
		SHS	86%	94%	2024	94%	Achieved	
		Number of operational health facilities						
		CHPS Compounds	100%	100%	2024	100%	Achieved	
		Clinics	0%	0%	2024	0%	Achieved	
Health Centres	100%	100%	2024	100%	Achieved			
3		Hospitals	0%	0%	2024	0%	Achieved	
		HIV/AIDS prevalence rate (% of adult population, 15-49 yrs. HIV positive)	0.01%	0.30%	2024	0.30%	Achieved	
		Under – five mortality rate	0%	0%	2024	0%	Achieved	

S/N	Development Dimension	Indicator	Baseline (2021)	2022 – 2024 Medium Term Target	Cumulative Achievement		Remarks
					Year	Data	
		Proportion of Population with valid NHIS cards					
		Total	43.30%	55.46%	2024	48.11%	Not Achieved
		Indigents	17.01%	12.97%	2024	38.90%	Achieved
		Informal	20%	24.58%	2024	73.73%	Achieved
		Aged	9%	4.57%	2024	13.71%	Achieved
		Under 18 years	3.50%	30.67%	2024	92.02%	Achieved
		Pregnant women	22%	10.70%	2024	32.01%	Achieved
		LEAP	80%	73,28%	2024	78.29%	Achieved
		Recorded cases of child Abuse					
		Child trafficking	61%	56%	2024	71%	Achieved
		Child labour	76%	48%	2024	57%	Achieved
		Sexual Abuse	0%	55%	2024	69%	Achieved
		Neglect	0%	35%	2024	66.67%	Achieved
		Early Marriage	0%	60%	2024	50%	Not Achieved
		Female genital mutilation	0%	0%	2024	0%	Achieved
		Family-child separation	0%	0%	2024	0%	Not achieved
		Births and Deaths Registered					
		Births	21.64%	36.03%	2024	71.46%	Achieved
		Death	0%	6.4%	2024	6.4%	Achieved
		Percentage of population with sustainable access to safe drinking water supply sources					
		District	70%	94%	2024	76%	
		Urban	80%	96.33%	2024	80%	Not achieved
		Rural	60%	94.33%	2024	77%	Not achieved
		Percentage of population with access to improved sanitation					
		District	28%	59.33%	2024	66.33%	Achieved
		Urban	40%	68%	2024	61.97%	Achieved
		Rural	25%	51%	2024	44.03%	Not Achieved
		Maternal mortality ratio (institutional)	0%	0%	2024	0%	Achieved
		Malaria case mortality ratio (institutions)	0%	0%	2024	0%	Achieved
		Number of reported cases of child trafficking and abuse					
		Child trafficking (sex)	24%	15.38%	2024	0%	Not Achieved
		Child Abuse (sex)	68.18%	7.89%	2024	22.73%	Achieved
		Percentage of road network in good condition					
5	Environment, Infrastructure	Percentage of road network in good condition					

S/N	Development Dimension	Indicator	Baseline (2021)	2022 – 2024 Medium Term Target	Cumulative Achievement		Remarks	
					Year	Data		
	and Human Settlement	Total	24.14%	60%	2024	41.12%	Not Achieved	
		Urban	23%	40%	2024	35.19%	Not achieved	
		Feeder	42.96%	40%	2024	45.24%	Achieved	
		Percentage of communities covered by electricity						
		Total	90%	81.67%	2024	93%	Achieved	
		Urban	70%	91.67%	2024	99.67%	Achieved	
		Rural	70%	91.67%	2024	76%	Not Achieved	
		Hectares of degraded forest or restored or rehabilitated	40%	25%	2024	89.09%	Achieved	
		Forest	40%	25%	2024	56%	Achieved	
		6	Governance, Corruption and Public Accountability	Reported cases of crime				
Men	53%			32.08%	2024	53.84%	Achieved	
Women	0%			0%	2024	0%	Achieved	
Children	0%			0%	2024	0%	Achieved	
Percentage of MTDP implemented	80%			78%	2024	78%	Achieved	
Number of communities affected by disaster								
Bush fire	86.67%			20%	2024	29.49%	Achieved	
Flood	80%			10%	2024	71.88%	Achieved	
Windstorm	72%			15%	2024	33.33%	Achieved	
Amount of Development Partners and NGOs funds contribution to DMTDP Implementation	67.57%			30%	2024	62.77%	Achieved	
Police citizen ratio	0.05%	5%	2024	1:1,147	Achieved			

Source: DPCU, 2025

From the assessment of performance of the core indicators it was revealed that the facilitating factors included commitment from management and staff, release of funds from the central government and support from the development partners. However, the performance was not without challenges that hindered the achievement of other indicators, these include irregular releases from all statutory sources, over deductions at the SACF secretariat, poor staff capacity, inadequate logistics, political apathy and interference. These factors combined gave the mixed performance of the Pru West District Assembly.

2.2.2: Financial Performance

Chapter Two under section four of the 2026-2029 NDPC guidelines mandates MDAs and MMDAs to review the performance of their finances for the period (2022-2025). Funds mobilized and received during the period was assessed from the various sources to finance programmes and projects as contained in the 2022-2025 DMTDP. The funds as indicated in table 2.2 below.

Table 2.2 Programme Financing

S/N	Source of Funding	Total Estimated cost of Plan(A)	Total Amount Received (B)	Variance C= (A-B)
1	GOG	31,255,424.00	78,858.89	217,097.80
2	IGF	2,735,939.00	1,607,319.52	372,967.48
3	DACF	20,858,075.00	7,738,280.34	6,757,569.17
4	DACF-RFG	10,664,195.00	2,637,016.66	1,477,357.55
5	DPs	12,761,560.00	800,636.01	973,719.28
6	Others	528,115.00	798,000.00	-269,885.00
	Total	78,803,308.00	13,660,111.42	65,143,196.58

Source: DPCU, 2025

The revenue target the 2018- 2021 planning period was **Seventy-Eight, Eight Hundred and Three Thousand, Three Hundred and Eight Ghana Cedis, Ninety-Nine (GH¢78,803,308,137,500.99)** and amount of **Thirteen Million, Six Hundred and Sixty-Six Thousand, One Hundred and Eleven Ghana Cedis, Forty-Two Pesewas (GH¢13,660,111.42)** representing 17.34% of the entire budget was received. The reason for the huge budget gap was as a result of the global economic meltdown resulting from the COVID-19 affecting business and government revenue infrastructural requirement considering the new status of the Assembly. It was also observed that the over deductions by the DACF secretariat of the its allocations greatly affected the financial performance.

2.2.3 Lessons learnt from implementation of PWDMTDP 2022-2025

Being the medium term development framework and roadmap for the district, there was high expectations from all category of the society. Following this, the Assembly has taken some lessons that are worth considering in guiding the future of the district.

- ✚ Reduce and minimise the number of issues, needs to be put into the document
- ✚ Frequently engage on broader basis for review of Annual Action Plans
- ✚ Budgetary allocation for the preparation of the next MTDP should be released
- ✚ Start consultation early enough to cover majority of the stakeholders

2.3: Existing Conditions and Diagnoses

This section seeks to describe detail location, physical, demographic characteristics, environmental, economic and social situations that influence conditions of living in the Pru West District.

2.3.1: Demographic Characteristics

Population Size and Growth Rates

The District has an estimated population of 78,005 (GSS, 2021) with a relatively high growth rate of 3.0% which is higher than the regional and national growth rates of 2.7% and 2.1% respectively. Out of this population figure, males accounted for 39 (51%) and females 34,029 (49%). The entire population of the district constituted about 5.77% of the regional estimated population of about 1,203,400(GSS, 2021).

Population Density

In 2021, the population density stood at 40.1 per km sq. With a static land size of 2,195kmsq and ever dynamic population, this means there is great pressure on the district's fragile environment and other resources, which if care or pragmatic measures are not taken May gradually result in environmental degradation.

Household Composition

The composition and structure of the households reflects the general social structure of the society. According to extracts from the 2021 PHC, the average household size is 5.0 compared to the regional average of 4.17.

Religious Composition

The distribution of the population by the various religious denominations is not different from that of the region. Christianity forms about 54.18%, Islam is the second largest religious group representing 18.93 percent of the population. Other people in the district are adherents of African Traditional religions constituting 13.28% of the population However, 12% of the population practice no religion at all, and 1.61% represents other minor religious groups.

Age and Sex Composition

According to the 2021 Population and Housing Census, the District has a large youthful population. The two cohorts that contain most of the people are the 0 – 14 group which constitute 42.9% and the 15 – 64 group which also forms 51.3% 65+ forms only 4.3%(GSS, 2010). The district's males accounted for 51% and females 49% (GSS, 2021).

Dependency Ratio

Statistics from the 2021 PHC shows the district has a relatively high dependency ratio. The total age dependency ratio (dependent population to population in the working age) for the District is 77.0%, the age dependency ratio for males is higher (96.27) than that of females (87.84). The dependency ratio for the urban area is 77.37 while that of the rural areas is 101.82.

Rural/Urban Split

The population of the district is basically rural, with about 55.84% of the people residing in rural areas. The remaining of the population (44.16%) can be found in major towns of the district like Prang, Zabrama, Abease, Dama Nkwanta and Komfourkrom.

Spatial Distribution of Population

The district contains a total of 88 localities; most of the populated localities are located along the main roads from Prang to Kintampo through Abease. Prang, Dama Nkwanta, Abease, Konfourkrom and Zabrama are the only urban locality according to the 2021 PHC with a population of 44.16% of the district population.

Key Development Issues

1. High population growth rate
2. High immigration rate

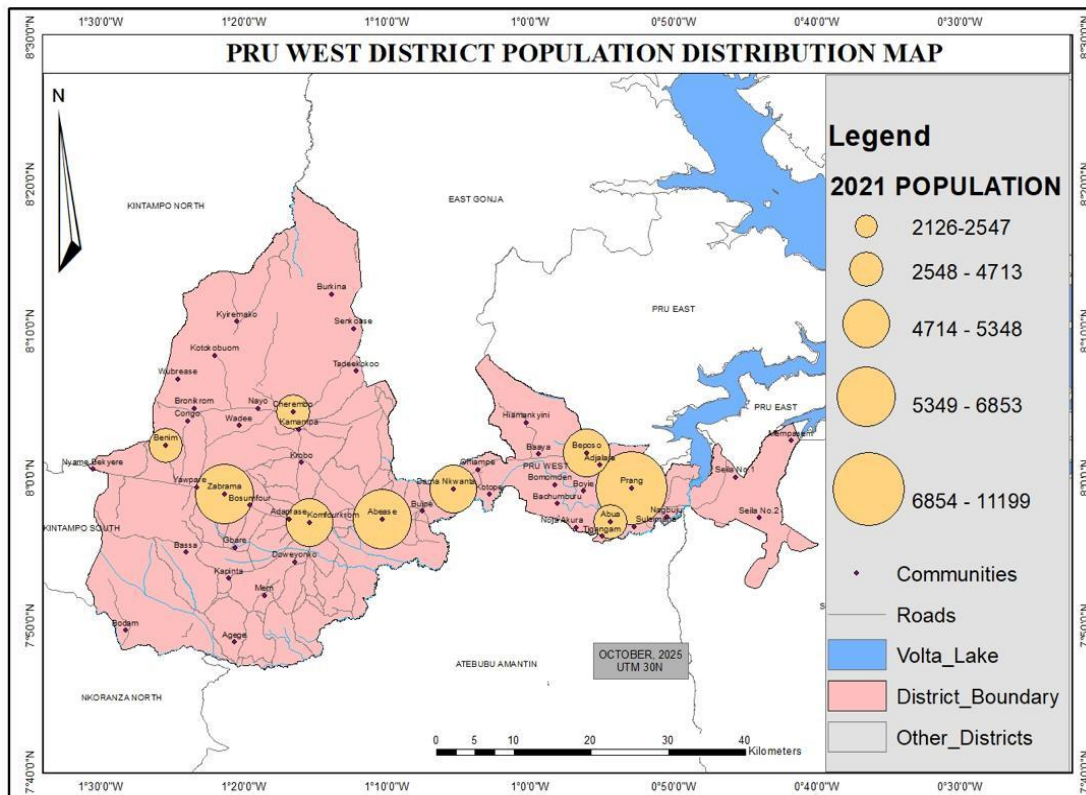


Figure 1: Population Distribution

2.3.2: Physical Characteristics

Location and Size

The Pru West District was established under Legislative Instrument (L.I.2335) of 2017 and inaugurated on 15th March, 2018. The district lies between Longitudes 0⁰30'' W and 1⁰26'' W and Latitudes 7⁰55'' N and 8⁰55'' N. It shares boundaries with six (6) other administrative districts, namely; Pru East to the North, Sene West to the East, Nkoranza and Atebubu-Amantin to the South and Kintampo-North and Kintampo South to the West, all in the Bono East Region. Prang is the administrative capital of the district with a distance of about 280km (Via Nkoranza from Techiman the Regional Capital. It is also 453km North of Accra, the national capital. The Pru West District covers an area of 2,195kmsq.

Relief and Drainage

The topography of the district is generally plain, there are few areas with rolling and undulating land surface with elevation between 60 – 300 meters above sea level. The district is unfortunately not associated with any significant highlands or hills except in the Benim (Buom) and Bronikrom areas where a few matured hills and caves can be found. The Pru River, a right tributary to the Volta Lake flows across the southern parts of the district. The Volta Lake, the Pru River and its tributaries drains the District.

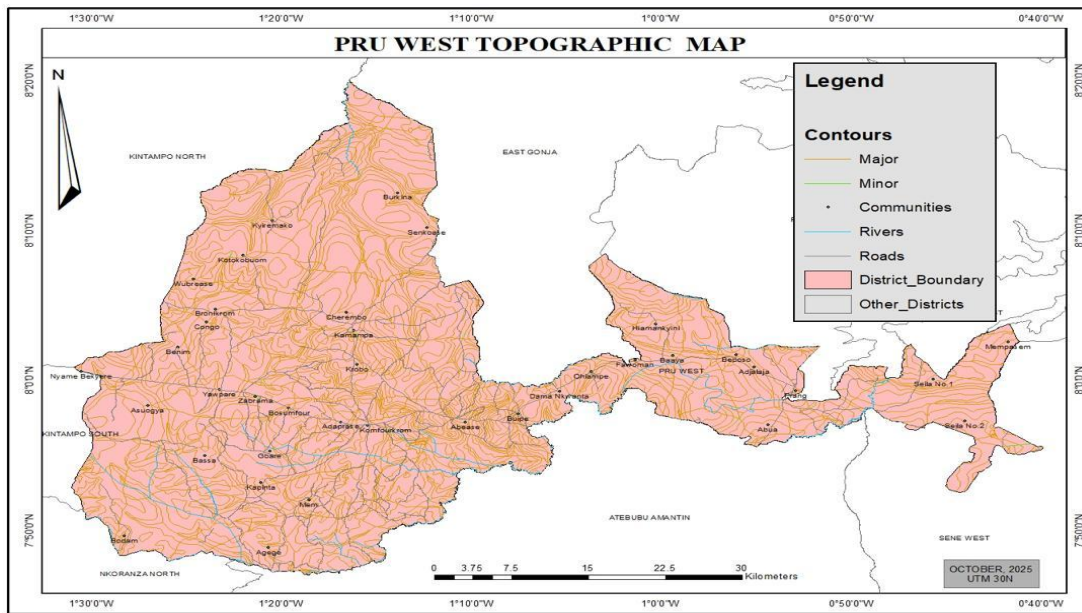


Figure 2: Topographical Map

Climate

The Pru West District is located within the transitional zone, thus, experiences the tropical continental or interior Savannah type of climate, which is a modified form of the wet semi-equatorial type of climate. The total annual rainfall ranges between 800mm and 1,400mm and occurs in two seasons. The first rainy season begins June whilst the second rainy season begins in August. It records temperature ranges from a height of 30⁰C in March to as low as 24⁰C in August. Mean annual temperature ranges between 26.5⁰C and 27.2⁰C.

Key Development Issues

1. Rainfall variability
2. Drought

Vegetation

The District falls within the interior wooded savanna or tree savannah. However, due to the transitional nature, the area does not exhibit typical savannah conditions. The savannah used to be heavily wooded, though most of the trees are not as tall and gigantic as those in the moist deciduous forest but due to climate change impacts and anthropogenic activities, the prevailing natural condition is altered. Common trees species found outside the few dotted “fringe forest” include dawadawa, acacia, sheanut and mahogany which have adapted to this environment. Grass grows in tussocks and can reach a height of 10 feet or more.

Key Development Issues

1. Illegal logging
2. Charcoal burning
3. Urbanization
4. Activities of herdsmen

Habitat Loss and Degradation in the Pru West District

Habitat loss and degradation in the Pru west district is driven by a combination of agricultural expansion, bush fires, fuel wood extraction and localized land clearing for residential facilities, a pattern so consistent.

These losses are not evenly distributed: Forest fragmentation is concentrated near transport corridors, expanding farm frontiers and around residential areas. The district is dominated by small

holder agriculture and expanding road networks, activities well known to convert habitat to cropland or degraded secondary regrowth.

Recurrent bushfires in the region also convert wooded and savanna habitats to degraded lands that are slower to recover reducing structural complexity and biodiversity values

Beyond tree cover, impacts include loss of riparian vegetation along the Pru and other tributaries which increased erosion and sedimental load, emergence of invasive species and decline in habitat for forest dependents birds and small mammals.

Land-use change: patterns, drivers and implications for planning

Land-use change in Pru West predominantly follows the agrarian expansion pathway: conversion of woodland/savanna/secondary forest to croplands (maize, cassava, yam, rice in lowlands) and to peri-urban uses. Remote sensing (Global Forest Watch and related forest change analyses) indicates a modest but persistent net decline in tree cover between 2000 and 2020 with episodic losses continuing afterwards — a signal of gradual conversion and fragmentation rather than wholesale deforestation. At district scale, the primary proximate drivers reported in district planning and programme documents are population pressures in growth corridors (Prang and adjoining towns), shifting cultivation and fallow shortening, charcoal and fuelwood harvesting, and expansion of small-scale sand winning activities. Land-use change is also driven by infrastructural investments (feeder roads and housing), which create both direct land take and indirect incentives for settlement and land subdivision. Climate-related stressors, more erratic rainfall and occasional severe dry seasons interact with land-use change. They push farmers to open new lands and to intensify use of riparian and marginal lands for cultivation, increasing erosion, and reducing soil carbon.

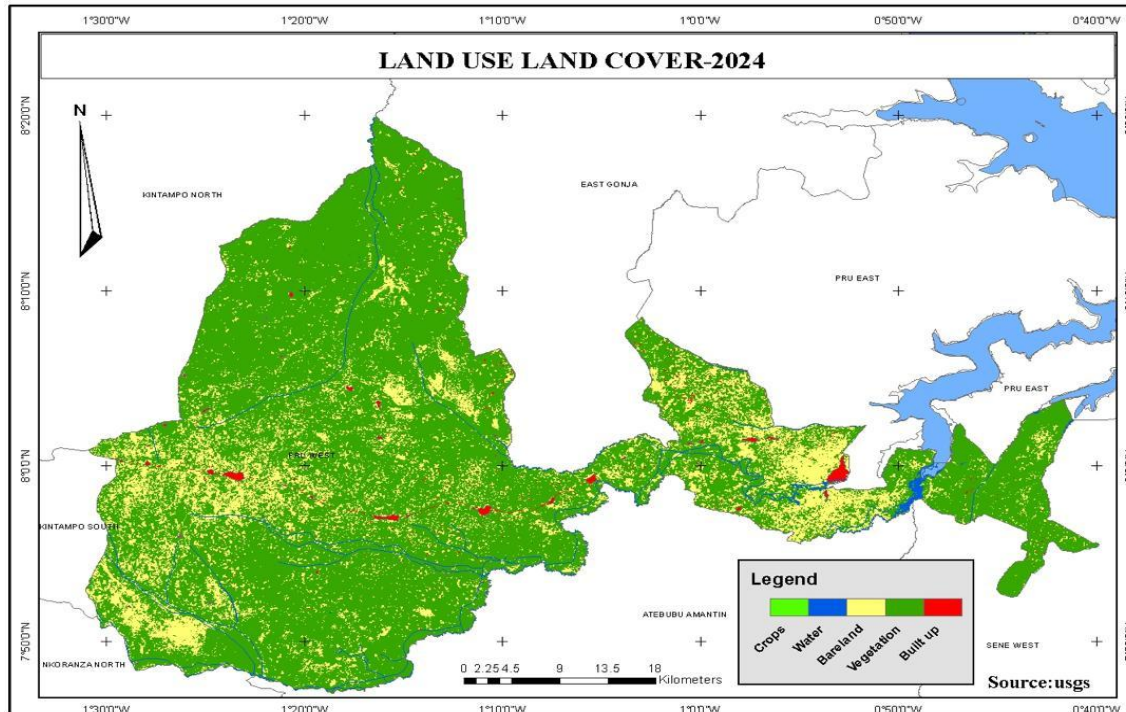


Figure 3: Land Use, Land Cover Changes

Soil

Soils in the district belong to a group called “groundwater lateritic soils” which cover nearly three-fifths of the interior wooded savanna zone of Ghana. These soils are formed mainly over Voltaian shales and granites. Most of the soils are fine-textured, ranging from fine sandy loams to clayey loams, and are mostly poorly drained. Crops that can potentially be supported by these soils include rice, vegetables, yams, cassava, maize, groundnuts, soya beans, cowpeas, tobacco and sorghum

Key Development Issues

1. Soil erosion
2. Lost of fertility
3. Bad horticultural practices

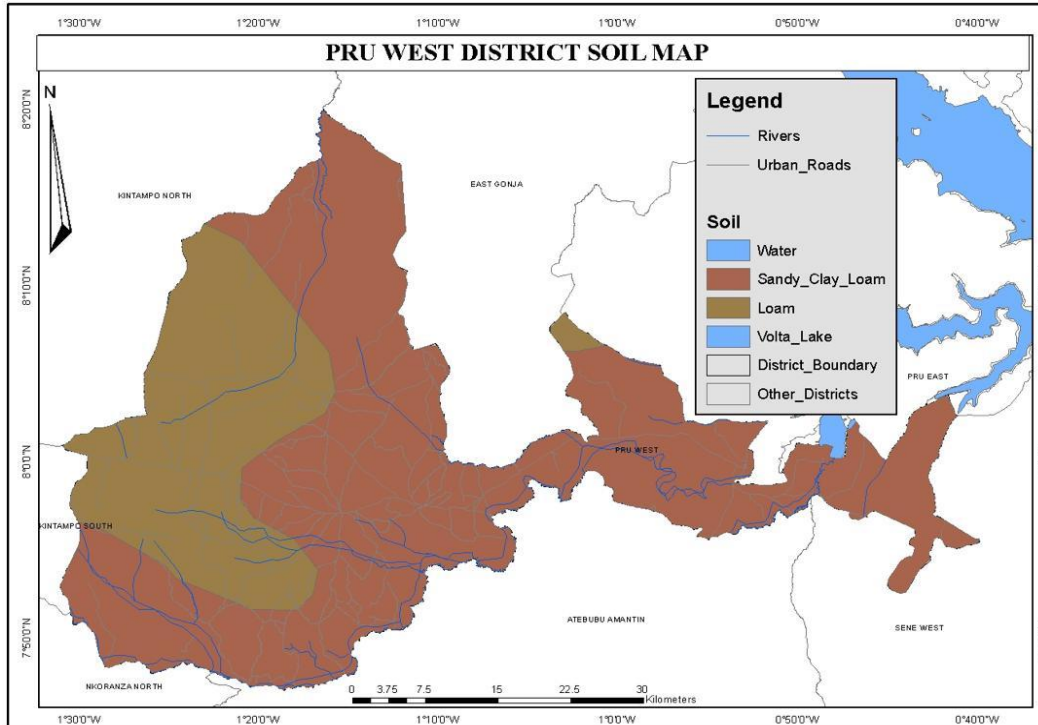


Figure 4: Soil Distribution

Geology and Minerals

The district is underlain by the voltaian formation which covers about two-fifths of the surface area of Ghana. The rocks belonging to this formation are rich in sandstone, shales, mudstone and limestone which can be harvested for constructional purposes in the district. There are also few deposits of clay which when given the needed attention can boost the pottery industry to generate revenue for the local inhabitants. Parts of the district is exposed to high erosion and weathering of rocks.

Key Development Issues

1. High erosion rate
2. Clay deposits
3. High level of weathering

2.3.3 Oil and Gas

Pru West is one of the 32 identified districts for the potential onshore oil and gas exploration and development along the voltaian basin by SEA carried out by the Environmental Protection Agency. GNPC and relevant stakeholders have started gathering seismic data and information along the

basin for further analysis. This has the potential of opening up the district to both local and foreign migrants.

Key Development Issues

1. High immigration
2. Imminent increase in crime

2.3.4 Water Resources

Pru West District is endowed with significant water resources, both surface and underground. However, the spatial and temporal availability of water remains a major determinant of livelihoods, agriculture, health, and socio-economic development in the district. Many surface water sources are prone to seasonal drying, pollution from agricultural runoff, and degradation due to deforestation and encroachment. Groundwater is the most reliable source of potable water in the district. Boreholes fitted with hand pumps and mechanized systems provide water to many communities.

Key Development Issues

1. Seasonal variability and climate change impacts
2. Low water table
3. Pollution from agricultural and domestic sources

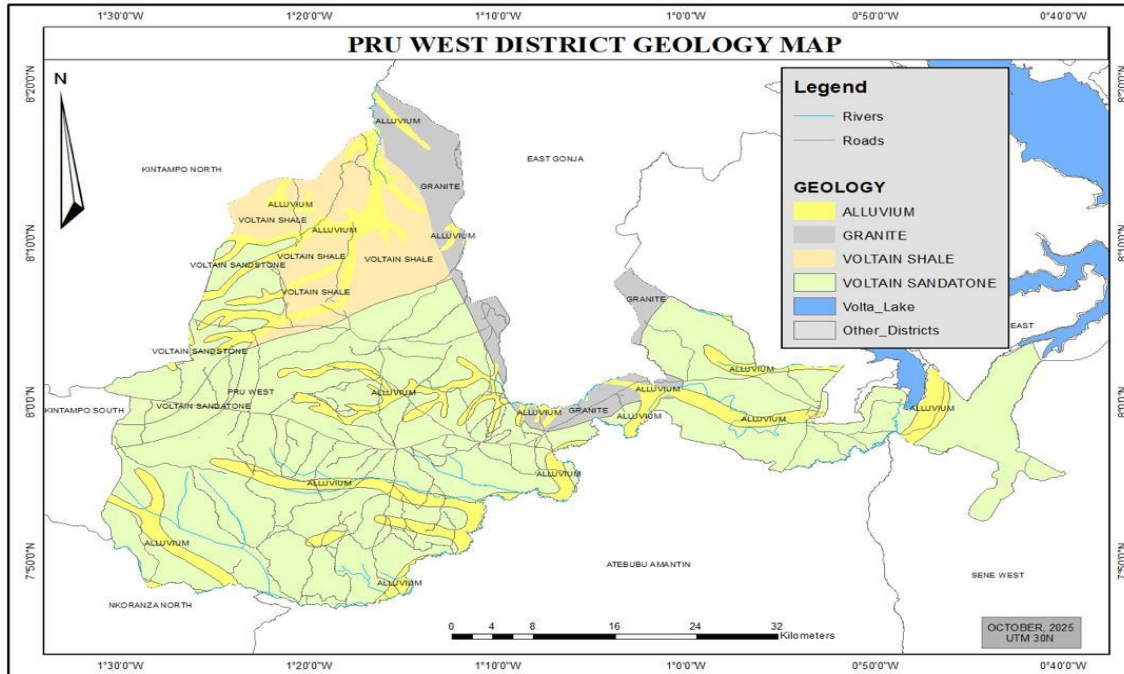


Figure 5: Geological Distribution

Plants and Animals Life

The vegetation in the district is predominantly savannah woodland, interspersed with patches of gallery forests along riverbanks and wetlands. Native plant species include shea (*Vitellaria paradoxa*), dawadawa (*Parkia biglobosa*), baobab (*Adansonia digitata*), acacia, and various grasses and shrubs. Wildlife in the district includes small to medium-sized mammals, such as grasscutters, antelopes, bush pigs, and monkeys, as well as reptiles like snakes and monitor lizards. The river systems and wetlands support aquatic life such as tilapia and catfish, along with amphibians and waterfowl.

Key Development Issues

1. Land conversion for farming and settlement expansion
2. Bushfires, especially during the dry season
3. Illegal logging and charcoal burning
4. Unregulated hunting and fishing practices
5. Invasive plant species affecting native flora

2.4.3: District Economy

This section evaluates the state of the district economy focusing on activity status, occupational structure, income levels, revenue, and expenditure, markets, financial institutions among others.

The district is noted for production and supplying in large quantities of yam for the booming Atebubu, Ejura, Kintampo, Techiman, Accra and Kumasi yam markets, cattle and other food crops are also produced in the district. The service industry over the year is witnessing expansion especially in the areas of trading, telecommunication and retail, shops and bars.

Major Economic Activities

The district has a youth population which is labour active, 71.7 percent are economically active and 28.3 percent economically not active. Out of the economically active population, the employed population constitutes 97.6 percent while the unemployed constitute 2.4 percent in the district (GSS, 2021).

Internally Generated Fund (IGF)

The internally generated revenue/fund (IGF) of the Assembly is categorized into rates, lands, fees and fines, licenses, rent, investment income and miscellaneous. This fund is expended on recurrent and investment activities while the Central Government allocations, are mainly used for financing development capital activities.

A trend analysis of the district's IGF indicate an increasing but at a decreasing rate, the table below

Table 2.3: Trends of revenue by sources from 2022-2024

:	Base Line 2021	2022		2023		2024	
		Target	Achievement	Target	Achievement	Target	Achievement
Rates	0	20,500.00	-	20,500.00	-	15,500.00	9,987.00
Lands	0	185,000.00	185,000.00	180,000.00	40,000.00	115,000.00	8,800.00
Fees	0	197,764.88	161,498.00	206,547.37	208,851.60	250,420.00	211,229.00
Licenses	0	222,497.12	193,026.48	208,252.63	222,205.97	253,657.13	232,893.42
Fines	0	200.00	-	200.00	-	200.00	-
Rent	0	15,000.00	7,806.65	40,000.00	33,236.00	39,310.00	41,905.00
TOTAL	0	640,952.00	588,250.73	655,500.00	514,254.37	674,087.59	504,814.42

Source: Finance, PWDA, 2025

Key Development Issues

- Unscientific assessment of revenue items such as property rate for realistic rates to be charged.
- Inadequate supervision of revenue collectors.
- Weak enforcement of sanctions on rate defaulters.
- Weak sub-district structures and consequently their low involvement in revenue collection.
- Low tax education
- Unwillingness of inhabitants to pay taxes
- Poor office facilities, equipment and logistics for revenue units within urban, town, area councils to enhance revenue mobilization.
- Inadequate modern market structures in the district.
- Low level of incentives for revenue collectors.

2.3.4 Local Economic Development (LED)

The Local Economy of Pru West is dominated by an agrarian activities. The district is engaged in the production of raw materials without value addition. The main economic activities include, farming, fishing, trading, commerce and transportation. Crops produced include, yam, cassava, maize, cashew, fish and related products, leather and related products, specialized agricultural produce and value chain ladder development among others.

Agriculture

This section measures the availability and sustainability of food resources to satisfy a given population at any point in time. Various steps undertaken by farmers to ensure food security are outline below.

Food production

In 2024, rains ended in October after a long dry spell in July and August same year, but following a drought during the tasseling and cobing stages- which affected yields especially the cereals in the minor season. Apart from some few reported cases of stem-borers. The farming seasons were devoid of any major pest attacks.

Table 2.4: District Production Figures

Commodity	Cultivated area (ha)		Yield (MT/ha)		Production (MT)	
	Annual – 2023	Annual - 2024	Annual - 2023	Annual - 2024	Annual – 2023	Annual – 2024
Maize	1,891.35	2,630.88	2.25	2.48	4,255.54	6,524.58
Rice (milled)	1,321.26	1,599.51	2.45	2.33	3,364.50	3,726.85
Cassava	8,102.60	10,338.15	24.5	28	198,513.70	289,468.20
Yam	9,699	12600.00	21.00	20.24	203,679	255,024.00
Groundnut	1,032.60	707.84	2.00	2.11	2,065.80	1,493.53
Cowpea	1,202.32	1,403.06	1.18	1.21	1,418.74	1,697.70
Pepper	1,022	950.73	1.84	1.95	1,880.48	1853.92

Source: DAD, 2025

It is realized from the crop graph that there is increase in all the yields due to the good nature of rainfall during the year. If this persists for long, food security will be assured.

Livestock and Poultry production

The contribution of livestock to sustainability of food security in any place is enormous and indispensable. The district projected livestock demographics in the course of the year to ascertain the performance of the sector to agric industry. Table 2.5 gives clear picture of the statistics.

Table 2.5: Records on Livestock and Poultry Production

Animal Species	Total Number in the District.
Goat	1,700
Sheep	1,200
Cattle	3,372
Poultry	7,064

Source: DAD, 2025

Growing of livestock and poultry continues to grow in the district. This has remarkable effect on food security and sustainability. However, farmers involved in this sector faces challenges like improper housing facilities for animals and the need to timely vaccine the animals against diseases. Hence efforts need to be taken to address these issues in order to boost production.

Extension Services Delivery

There is no any other medium of information delivery besides that of the AEA during home and farm visits. The district has a total of Twelve (12) extension service officers. This number is below the required extension officers (31) in the District.

Table 2.6: Agric Extension Workers in the District

Year	Number of Extension workers available	Total number required
2022	15	31
2023	15	31
2024	15	31

Source: DADU, PWD, Jan. 2025

Development Issues

1. Poor access roads
2. Inadequate extension officers
3. Improper housing facilities for livestock
4. Unwillingness of farmers in adopting new technology
5. Lack of efficient market system
6. Lack of coordination in the value chain

2.3.5 Employment

Data on the population 15 to 65 years formed the active labour force of the district, 80% are employed, majority of the population is into agriculture, due to the fertile nature of farmlands in the district. a total of 78% percent of the employed population are skilled agricultural forestry and fishery workers. The next most important venture in the district is that of crafts and trade works which employs 14.1 percent of the population. The district also has 11.7 percent of its population engaged as service and sales worker, 11.5% engaged in manufacturing. The least sector of employment in the district is clerical support jobs and managerial jobs.

2.3.6 Tourism

Pru West District is blessed with various religious and natural tourists sites that are yet to be developed. The festivals associated with the religious celebration which often attracts patrons from across the globe offers great opportunity for development.

Some of the potentials natural sites include:

- The caves and rocks at the Benim which house Rosetta Fruits bats
- The confluence (meeting point) of the Pru river and the Volta lake
- Mauleed Religious Festival
- Waterfalls at Benim on the Wansan River.

Financial Institutions

The Pru West District can boast of only one rural bank (Yapra Rural Bank). All these financial institutions are concentrated only at the major communities like Prang, Abease and Zabrama.

Business and Private Sector Development

Pru West is largely agrarian economy with untapped natural resources, favorable agro-ecological conditions, and increasing access to road infrastructure. Predominantly producing yam, cassava, maize, rice, millet, pepper, sorghum among others.

However, most of the self-employed in the private informal sector have not registered their businesses either at the Registrar General Department or with the Assembly. There emerging opportunities including government policies such as Feed Ghana, Rice Improvement Project and others.

2.3.6 Social Services

Education

The Pru West Education Directorate is sub-divided into six (6) circuits with administrative areas such as Prang South, Prang Central, Abease, Zabrama, Konfourkrom and Cherembo for efficient management.

Education services are rendered by both public and private institutions in the district. The 2024/2025 academic year recorded 165 educational institutions; 119 public and 46 private. The various categories of educational establishments by ownership are presented in Table 1.3 From Table 2.6, there is significant private sector involvement in education delivery in all the categories except technical/vocational education. This is a positive development since it enables the directorate to expand access to education.

Table 1.6 Categories of educational institutions by ownership

Institution	Public	Private	Total
Pre-School	42	16	58
Primary	42	16	58
JHS	33	11	44
SHS	2	3	5
Total	119	46	165

Source: Pru West District Education Directorate 2024/2025

- **Basic Education**
- **Access to education**

Trend analysis of growth in the categories of public education from 2022/2023 to 2024/2025 shows varying levels of expansion of public educational institutions more especially at the basic school level (kindergarten, primary, and JHS) while there was a significant growth of senior high schools enrollment owing to the Free Senior High School policy.

- **Enrollment in Public School**

Assessment of the general level of participation in a given level of education is also an important indicator of the capacity of the education system to enroll students of a particular age group. From the analysis below in table 2.7, there is very low level of participation at the JHS level which could mean that a lot of children on completion of primary school do not progress to the JHS level.

Table 2.7 Trends in Gross Enrolment for public schools for the period 2021/2022 to 2024/2025

Level/projected/Population	2020/2021	GE R (%)	2021/2022	GE R (%)	2022/2023	GE R (%)	2023/2024	GE R (%)
KG Enrolment	5,064		6154		5484		4348	
4-5 age group (Total)								
Primary Enrolment	9909		11386		10696		9724	
6-11 age group (Total)								
JHS Enrolment	3296		3680		3725		3316	
12-14 age group (Total)								
SHS Enrolment	2660		4159		4117		3365	
15-17 age group (Total)								

Source: District Directorate of Education, 2021/2022 – 2024/2025

- **Education Performance**

The quality or otherwise of the district’s educational system may be determined largely by the performance of pupils/students in a competitive and nationally conducted examination. In view of the irregular nature of national examinations for lower and upper primary classes in subjects such

as English and Mathematics, the Basic Education Certificate Education Examination is used as the basis for assessing the standard of basic education in the district.

- **Physical infrastructure conditions in public basic and senior high schools**

A scan of the classrooms or teaching and learning spaces for kindergarten, primary, and JHS showed poor and inadequate infrastructure situation in the existing public schools. The assessment suggested all the categories of the public basic schools do not only have major maintenance challenges but also seriously require additional classrooms to ensure effective teaching and learning. The available classroom blocks at the basic school level are 73 out of the 146 required to service the service the teaming school going age at the basic level, giving a deficit of 73.

With respect to complementary facilities for teaching and learning such as availability of sanitation facility, water and electricity for primary and JHS, the statistics showed that less than half of the public basic schools have those facilities. This situation has serious implications for overall participation and the general quality of education in the district and must be tackled head-on to ensure that the human resources of the district are well developed for rapid development. Table 2.11 shows the physical infrastructure conditions of public senior high schools while table 2.9 presents the sanitation and water situation in public basic schools.

Table 2.9: Other physical facility situation in public basic schools

	No. of public schools	% of public schools with sanitation facilities	% of public schools with potable water	% of public schools with electricity	% of public schools with computer lab
Kindergarten	42	20	40	41	0
Primary	42	20	40	41	4.8
JHS	33	18	32	91	3

Source: DDE, 2025

- **Furniture Situation**

Available statistics suggest that the basic schools will require additional furniture of 5,489 pieces, which is slightly more than what is available for teaching and learning. This could seriously affect effective teaching and learning and the quality as well. The furniture situation for pupils is not

different for the teachers and for management of teaching and learning materials. Table 1.7 show the furniture situation at the basic school level for pupils/students and teachers

Table 2.10: Pupils and students furniture situation

S/N	Level	Total Enrolment as 2024/2025	Available furniture	*Additional furniture required
1	Kindergarten	3637	1623	2014
2	Primary	8099	5682	2417
3	JHS	3024	1986	1038
	Total	14,760	9291	5,489

Source: DDE, 2025

*NB: KG – three (3) pupils to a table

Primary – two (2) pupils to a dual desk

JHS – A student to a mono desk.

a. Public Senior High Schools

Information gathered from the schools suggested various classroom infrastructure projects which are being undertaken but have stalled due to cash flow challenges. It would be important for inventory to be taken on those projects to bring them to the attention of the authorities concern for action. The table below indicates that available classrooms are 52 in the 2 public senior high schools while 18 additional classrooms are required to fill the gap. Table 2.11 shows classroom situation in public SHS.

Table 2.11: Physical infrastructure situation in public senior high schools

	No. of public schools	No. of Classroom Blocks	No. of new classrooms needed	No. of schools with equipped laboratories	No. of schools with a resourced Computer Room
SHS	2	52	18	2	2

Source: DDE, 2025

Development Issues

1. Inadequate infrastructure
2. High School dropout rate

3. Inadequate furniture
4. Inadequate teachers
5. Inadequate accommodation
6. Lack of sanitation facilities
7. Lack of water facilities

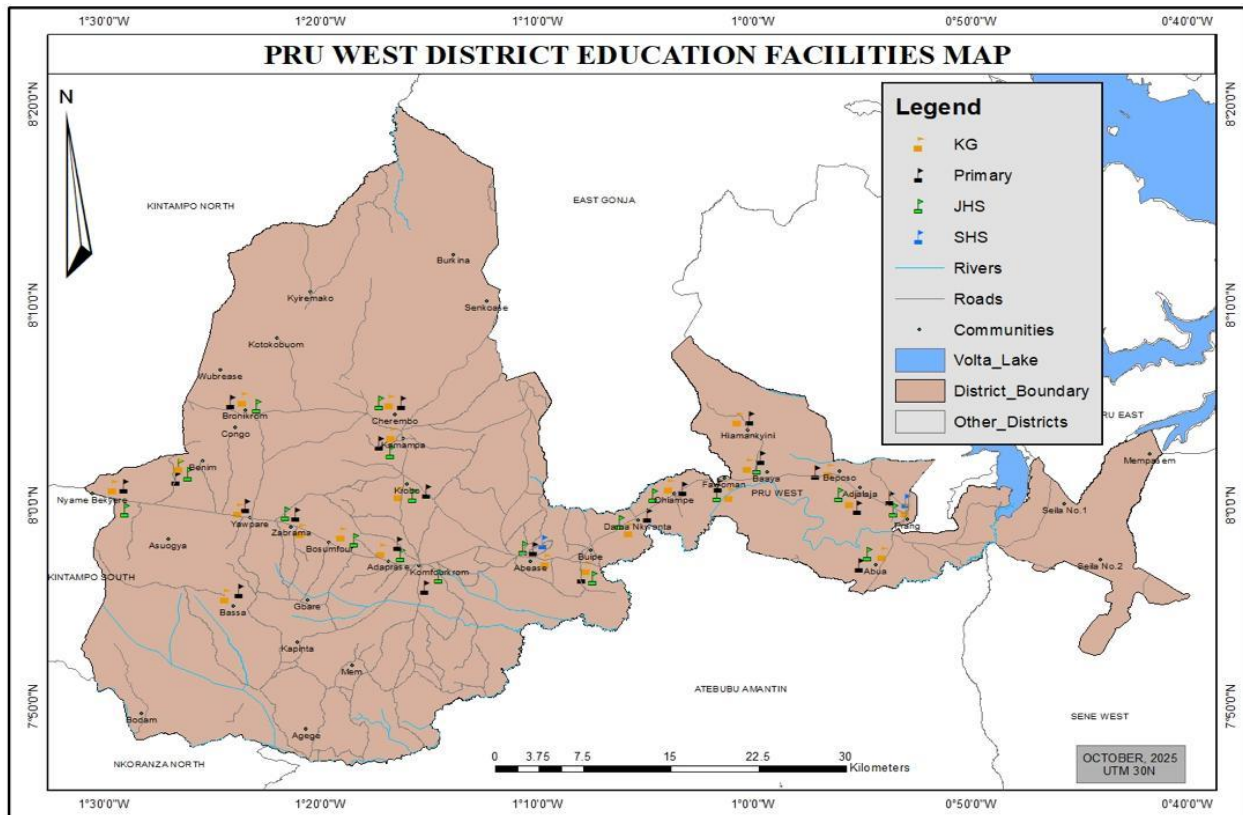


Figure 6 : Distribution of Education Facilities

2.3.7 Health Care

Health care services in the district are provided by both public (including mission) and private health care institutions which include health centers, clinics, maternity homes, and Community based Health Planning and Services (CHPS) compounds. The district has a total of 12 health facilities; four (4) health centres, one (1) private clinic, six (7) functional CHPS compounds and four (4) CHPS zones. Table 2.12 shows the spatial distribution of the health facilities, ownership and estimated population served.

Table 2.12 Spatial distribution of health facilities, type of ownership and population served

No.	Sub-district (GHS)	Facility and Location	Ownership of Facility- public/private	No. of communities served	Estimated Population
1	Prang	Health Centre Pang	Public	6	37,160
		Adjalaja CHPS Compound	Public	4	
		Ankrakuka CHPS Compound	Public	16	
		Prang West CHPS Zone	Public	3	
		Prang East CHPS Zone	Public	3	
		Prang south CHPS Zone	Public	3	
		Prang North CHPS Zone	Public	3	
		Baaya CHPS Compound		6	
2	Zabrama	Zabrama Health Centre	Public	5	20,078
		Kamampa CHPS Compound	Public	7	
		Benim CHPS Compound	Public	13	
		Bronikrom CHPS Compound	Public	9	
		ST. Dominic Catholic CHPS	Private	1	
3	Abease	Our Lady of Fatima Health Center	Private	4	20,767
		Pop Francis Clinic	Private	19	
		Dama Nkwanta Health Center	Public	11	
	Total			113	78,005

Source: Pru West District Health Directorate, 2025

All the four (4) Health Centers and six (6) CHPS compounds operate from permanent health infrastructure facilities provided by the Assembly, Religious bodies and NGOs with support from the communities.

a. Staffing

Health care services in the public health institutions are provided by staff of the health directorate. The directorate has a staff strength of 238 out of which 177 are nurses, 4 Physician Assistants, 14

professional nurses, 25 midwives, 4 registered mental health Nurse, 1 public health nurse, 8 disease control officers, 3 field technicians, 1 health information officer, 2 nutrition officers, 5 laboratory technicians and 1 pharmacy technician Pru West District Health Directorate, February, 2025). The nurse to patient ratio of 1: 429 (one nurse to 429) is considered high and must therefore be improved upon in order not to over burden health workers and at the same time compromise the quality of health care to the population.

b. Office Accommodation and Housing

While majority of the health centers and CHPS compounds in major towns and rural locations can boast of some residential facilities, a few others such as Ankrakuka, Bronikrom and Kyirimoko in remote locations do not have adequate housing facilities for staff. Without a decent alternative accommodation to be rented by staff in the community, the only option available is for nurses to share rooms. This could affect their privacy and compromise their productivity. It is therefore expected that the Assembly would provide a cost effective housing facilities for areas without housing facilities and incorporate the provision of adequate residential rooms in new facilities to be constructed.

c. Adolescent Reproductive Health Issues

The estimated adolescent population in the district is 29,765 about 42.9% percent of the projected population (69,383) for 2025. Data collected from health facilities in the district showed low patronage by adolescents to certain critical health services. This could be due to several reasons among which include: general ignorance and fear of diagnosis and outcome of their illness; prejudicial conduct on the part of trained health workers arising from influence of socio-cultural beliefs and practices; and institutional challenges such as suitability of operating hours, long waiting periods, tedious procedures and long distances between communities and health facilities.

Figure 2.7 Map showing Health Facilities

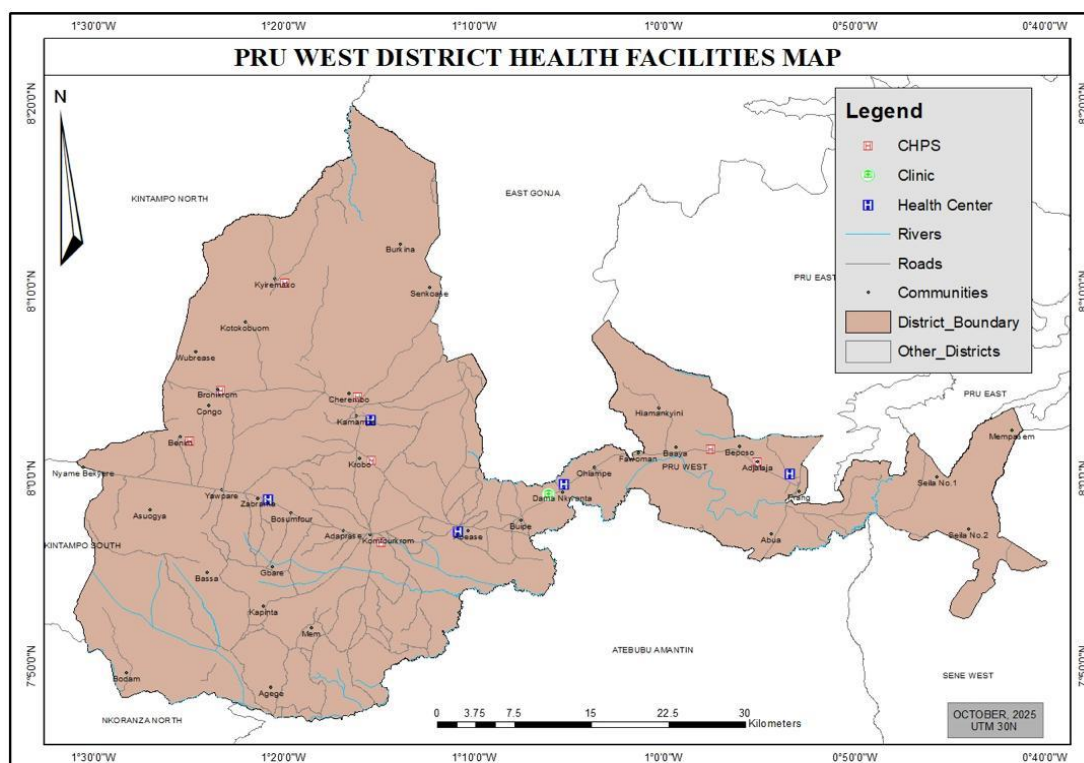


Figure 7: Districtbution of Health Facilities

2.3.8 Social and Child Protection

Inclusion of all inhabitants in the development efforts of the Assembly and subsequent sharing of the benefits is critical in ensuring sustainable development outcomes. The vulnerable groups as defined in NDPC guidelines will be given the needed attention through the Social Protection and Cross Cutting programme. The components of this programme include the following:

- a. Prevention of new HIV infections
- b. Promoting the inclusion of Persons with Disability in all sectors of the economy.
- c. Mainstreaming Gender in all programmes and projects
- d. Promoting the rights of the aged and the poor.

2.3.8 Vulnerability Analysis

About 4,045 persons live with various forms of vulnerabilities in the district. Child protection cases in the district stand at 23. There is no registered children’s home in the district. Most people in the District with disabilities generally are organized by Social welfare department of the district with a temporary facility, (Source: PWDA, Social Welfare Department. 2025).

The table below shows the list of persons with vulnerability in the district.

Table 2.13: Persons with Vulnerabilities in the district

Sex	Type of Vulnerability							Child protection
	Physically challenged	Visually impaired	Hearing impaired	Inclusion Ghana	Widows	orphans	Aged	
Male	121	133	37	5	87	729	502	8
Female	177	86	22	3	442	688	990	15
TOTAL	298	219	59	8	529	1,417	1,492	23

Source: Pru West District Assembly, Social Welfare Department. 2025

Disability Inclusion

Disability inclusion in Pru West District remains an emerging governance and development priority, influenced by national policies such as the Persons with Disability Act, 2006 (Act 715) and the District Assemblies Common Fund (DACF) Guidelines for the 3% Disability Fund. Despite these frameworks, implementation at the district level faces several structural, social, and institutional gaps.

The 3% DACF Disability Fund is disbursed annually, but challenges include delays in release, limited monitoring, and use of the fund mainly for consumables rather than long-term livelihood support.

Nutrition Security

The district produces a variety of food crops such as maize, yam, cassava, groundnuts, and vegetables, alongside livestock and inland fish. Most households rely heavily on carbohydrate-based staples, with low consumption of protein, fruits, and vegetables. The district records high incidences of malnutrition, especially among children under five, including stunting, underweight, and wasting.

Food System and Agriculture Production

Pru West District is predominantly agrarian, with households relying heavily on crop farming, fishing along the Volta Lake, and livestock rearing. The food system is characterized by smallholder farming dominated by maize, yam, cowpea, groundnuts, mango, cashew, and vegetables. While the district has fertile lands and expanding irrigation potential, the food system remains rain-fed, making production highly climate-sensitive. Limited access to mechanization,

low use of improved seeds, weak extension support, and post-harvest losses (especially for maize and vegetables) hinder productivity and market integration.

Key Development Issues

1. Inadequate nutrition education and awareness.
2. Seasonal food insecurity and poor market linkages.
3. Weak health and sanitation infrastructure.
4. Limited women empowerment and income-generating opportunities.
5. Insufficient inter-sectoral coordination in addressing nutrition issues

2.3.9 Water and Sanitation

Water Security

Pru West enjoys only rural water services from rural water services under the Assembly with technical support from Community Water and Sanitation Agency(CWSA) and non-governmental organizations. A few small communities located along the distribution lines have also been connected to its system.

Table 2.14: Water Facilities

S/N	Electoral Area	NO. OF HP	LMS	STWS
1	Benim	8	8	0
2	Abua	9	4	0
3	Zambrama	11	13	0
4	Adjalaja/Beposo	14	12	0
5	Kamapa	17	5	0
6	Prang East	4	0	0
7	Prang South	6	0	0
8	Prang West	2	1	0
9	Prang North	2	0	1
10	Konfourkrom	5	2	0
11	Abease	2	3	0
12	Dama Nkwanta	5	7	0

	Total	85	55	1
--	--------------	-----------	-----------	----------

DPCU, 2025

From the table it is revealed that the district is served with 103 hand pumps, 35 Limited Mechanized Systems and 1 Small Town Water System.

There is however potential pollution threats on the water sources following the onshore oil and gas exploration within the district. Preventive measures ought to be considered by all key stakeholders including Environmental Protection Agency, Ghana National Petroleum Commission, Central Government, NGOs and CSOs in protecting both underground and surface water.

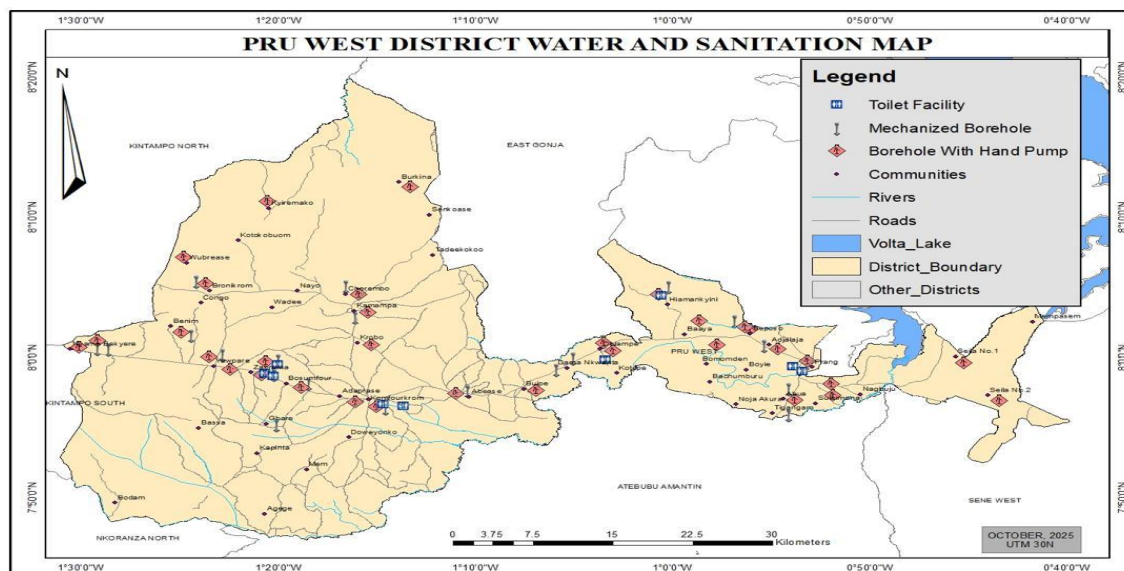


Figure 8: Distribution of Water Facilities

2.3.10 Current Sanitation Status

A significant proportion of households (72%) in the district lack access to improved toilet facilities. Open defecation is still prevalent, especially in smaller and remote communities, due to inadequate household latrines and public toilets. Solid waste management is poorly structured. The district has only 10 skip containers at Prang the district capital while other parts remained unserved. Most communities dispose of household waste in open spaces, nearby bushes, or through burning. There is limited access to designated waste collection points or bins. There is inadequate drainage infrastructure in the district's towns and communities, leading to frequent water stagnation and mosquito breeding, particularly during the rainy season. Market centers and schools face significant sanitation challenges. Many schools lack adequate toilet facilities and

handwashing stations, while market centers have insufficient public toilets, leading to poor hygiene practices

2.3.11 Housing

Most of the structures in the district are poorly constructed with low quality building materials. The phenomenon is probably due to high poverty levels in the district. There are no drains linking the various structures into a single system. The surroundings are generally unkempt, with exposed foundations and leaking roof of buildings. Deep cracks are also common on structures in the district. The structures in the district in fact are built/put-up in a haphazard manner. Adherence to Building regulations is very poor.

This means that the district stand a very high risk of casualties should there be any disaster since the housing condition is very substandard. It is therefore proposed that stakeholders of building regulation enforcement should double their efforts in making their operations.

Gender

Gender mainstreaming

During the preparation of this plan, gender sensitivity was recognized during community engagement meetings, and men and women were interacted with separately. Both the women and men were quite clear and confident in their roles and contributions to the implementation of the plan and seem to be assured that their concerns have been sufficiently considered in the design and implementation.

However, existing data revealed that, political representation in the district is largely represented by males. At the beginning of the implementation of the Fourth Republican Constitution in 1992, the Pru West Constituency has had males as members of parliament since its creation in 2012. While at the district assembly level female assembly members accounted for only 6 percent (Appointed) of the total number of 18 assembly members for the period 2023 – 20227.

Out of the 6 Government Appointees only two a females. This means that 16% of government appointees, there is however no female elected member of the General Assembly. Women therefore remain largely outside the decision making structures of the district.

Economically, females are greatly found in occupations such as agriculture, forestry, or fishing and service and sales, which are significantly found in the informal sector of the district economy and are characterized by low and unreliable incomes.

Migration (Emigration and Immigration)

Migration trend in Pru West District shows that 26.70 percent migrated into the district (GSS, 2021). The high rate of immigration is attributed to the vast and arable land of the district, agricultural activities continues to serve as pull factor for settler and migrant populations mostly from northern part of Ghana. The survey revealed that, 60% of the total migrant population is from the three Northern regions of Ghana (Northern, Upper West, Ashanti and Volta Regions). However, Northern Region leads in terms of percentage with 27.2% followed by Upper West Region 18.8% of the total migrant population (GSS, 2021).

Key Development Issues

1. High Rural Urban migration
2. High population growth rate
3. High immigration
4. Congestion

Aged Care

In Pru, especially rural areas just like other parts of Ghana, older adults are generally cared for within extended family settings. Livelihood Empowerment Against Poverty (LEAP), a national cash transfer program provides small monthly grants to indigent elderly aged 65+ with no productive capacity, but coverage in Pru West may be limited due to challenges identifying and enrolling eligible recipients.. Formal institutional elderly care is extremely absent in the district since the culture and custom of the people frown on that.

Social, Child Welfare and Protection

The social development landscape in Pru West District is shaped by a mix of demographic pressures, household vulnerabilities, limited access to social services, and persistent child protection concerns. The district has a youthful population, with children and adolescents forming a significant proportion of residents. This creates strong demand for child-focused social services, including education, health, protection, and social welfare interventions.

Overall, Pru West District faces persistent challenges in child welfare and protection, driven by poverty, limited social service capacity, harmful social norms, and weak institutional coordination. Addressing these issues requires strengthening of child protection systems, improving resourcing for Social Welfare, enhancing community-level awareness, expanding social protection coverage, and improving access to quality education and health services for all children.

Family Life

Pru West District is predominantly rural, with households largely composed of extended family structures. Marriage remains a central institution in family life. Traditional marriages are widely practiced, with formal (civil and religious) unions also gaining popularity. Parenting responsibilities are typically shared among family members, including older siblings and extended relatives.

Youth

Youth constitute an estimated 35% of the district's population. The population is relatively youthful, with a growing number entering the working-age group annually. Migration to urban centers for education and jobs is common among youth. Access to basic education is relatively fair; however, access to secondary and tertiary education is limited, with only two SHSs in the district.

2.3.12 Environment

Conditions of the Built Environment

Data extracted from the 2021 PHC reports indicates that the District has a total of 9, 579 houses containing about 57,233 households. Out of this number 76.9% of the structures are constructed with mud/mud bricks or earth and 1.3 % palm/earth/thatch. Sand Crete/land Crete forms 4.2%. The main materials used for roofing of dwelling units were corrugated metal sheets (44.2%), thatch/palm leaves (54.3%). Most of the structures in the district are poorly constructed with low quality building materials. The phenomenon is probably due to high poverty levels in the district. There are no drains linking the various structures into a single system. The surroundings are generally unkempt, with exposed foundations and leaking roof of buildings. Deep cracks are also common on structures in the district.

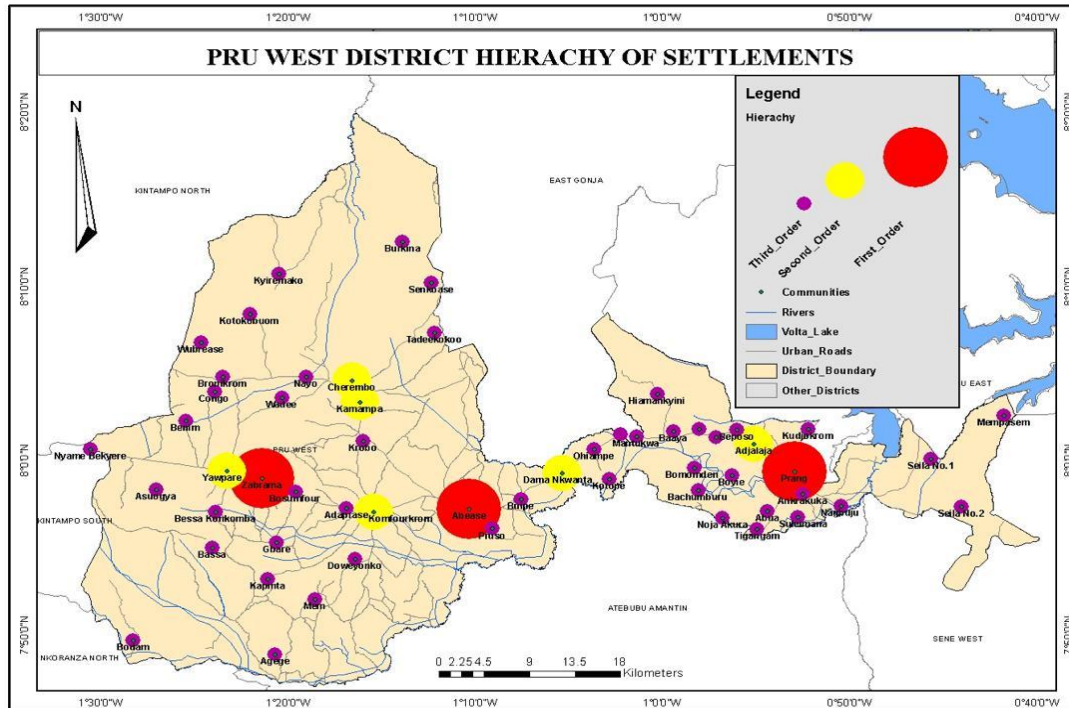


Figure 9: Hierarchy of Settlement

2.3.13 Natural Environment

With the District falling within the interior wooded savannah or tree savannah it faces serious threat of deforestation through pressures from human and animal activities such as housing expansion, farming, overgrazing, bushfires and timber exploitation. These activities have no doubt contributed to the seasonal drying up of some rivers and other water bodies. It is clear that given the current situation, a lot of conscious and sustained efforts will have to be employed if the natural environment is to be restored and resources sustainably exploited. The Youth in afforestation programme under the National Youth employment programme needs to be supported seriously by the District to bridge the gap between the rate exploitation and re-stocking of the vegetative cover.

2.3.14 Climate Change

Annual rainfall in Pru West, is highly variable, with shifting onset and cessation of rains during the major (May–June) and minor (Sept–Oct) rainy seasons. Recent patterns indicated more erratic showers, leading to both flooding during intense storms and extended dry periods disrupting planting schedules.

Climate Change Action

Reliance on rain-fed agriculture (e.g. maize, cassava, yam, legumes) makes the district vulnerable to rainfall variability and heat stress. Projected increased evapotranspiration may exacerbate water stress, reduce yields, and lower cropping intensity. Seasonal streams and shallow wells are suffering diminished flows and reliability, particularly during extended dry spells. Groundwater recharge zones could face pressure from both increased demand and less consistent rainfall.

Rising temperatures and erratic rains has accelerated soil erosion, degradation of woodlands, and expansion of dry land conditions. Biodiversity and informal forest productivity may decline. The district has begun adopting climate action measures such as tree planting, CSA promotion, early fire management, and community sensitization. National programs like Planting for Food and Jobs (Phase II), Green Ghana, and NADMO climate response support these efforts. However, gaps persist.

Key Development Issues

- Limited climate information services for farmers.
- Weak enforcement of bushfire control bylaws.
- Inadequate investment in irrigation and water harvesting systems.
- Poor coordination between agriculture, environment, health, and disaster management units

2.3.15 Urbanization: growth, pressures and opportunities

Pru West is still largely rural, but urbanization pressures concentrate around the district capital (Prang) and market towns supporting trade, services and agro-processing. According to district administrative profiles and composite budget documents, Prang functions as the service and administrative hub, population concentration and commercial activity there increasingly converts peri-urban agricultural land to residential, commercial and industrial uses. Urbanization creates both demand for construction materials and municipal service challenges (solid waste, wastewater, stormwater drainage, air pollution from dust). Without planned local spatial controls, rapid peri-urban growth can fragment productive agricultural lands, reduce groundwater recharge areas through hard surfacing, and push low-income households into flood- and erosion-prone zones. On the positive side, urban growth also offers an opportunity to concentrate investments in waste

management, value-added agro-processing (which raises incomes and reduces the need to expand farmland), and green infrastructure (urban tree planting, permeable paving, constructed wetlands for wastewater treatment).

Pollution: sources, pathways and priority mitigation for Pru West

Pollution in Pru West has multiple local signatures: fugitive dust and particulate emissions, sedimentation and turbidity from upland clearing and poor road drainage, agrochemical run-off from fertilizer and pesticide use, and unmanaged domestic waste in growing towns. Studies across Ghana demonstrate that constructional (quarry/sand winning and concrete operations) and agricultural activities releases PM10/PM2.5 and can deposit heavy metals in nearby soils, with possible respiratory and crop-yield implications for host communities. The district's feeder-road upgrades and aggregate extraction accelerate erosion and downstream sedimentation, which degrades riparian habitats and pollutes small reservoirs that can serve irrigational purpose and household needs. Agricultural runoff particularly where fertilizer and pesticide use is increasing as farmers intensify production poses risks to freshwater quality in streams and ponds; combined with invasive aquatic plants, this can lead to hypoxic events and fish kills. Solid-waste management is an increasing urban governance challenge: without regular collection and controlled disposal or recycling, waste accumulates in drains, increasing localized flooding and breeding sites for vectors.

Over-exploitation of natural resources: forestry, fuelwood and fishery

Over-exploitation is concentrated in three linked resource domains: woody biomass (fuelwood/charcoal and timber), land conversion (shortened fallows and repeated cultivation), and pressure on inland fisheries linked to the Pru/Volta drainage. Local livelihoods rely heavily on wood fuel for household energy and small-scale timber extraction for local construction; without sustainable harvesting and replanting, this removes canopy cover and depletes seed sources for natural regeneration.

Evidence from the region shows that shortened fallow cycles and demand for fuelwood are correlated with declines in biomass and soil fertility; satellite-derived forest loss data for the district underscore the cumulative footprint of these pressures. Fisheries pressure is also relevant because the Pru River system and connected bodies feed into larger Volta waterbodies: overfishing, use of destructive fishing methods, and changes in aquatic habitat (from

sedimentation) all reduce fish stocks and livelihoods. The district has also experienced seasonal bushfires that destroy standing crops and young woodlands an accelerant to over-exploitation because communities sometimes harvest remaining trees after fire events.

Natural Capital Accounting (NCA)

Natural Capital Accounting (NCA) in Pru West District is nascent and largely undeveloped, despite the district's heavy reliance on natural resources for livelihoods and development planning. The district's ecological endowments thus portions of the Volta Lake shoreline, forest reserves, grassland ecosystems, and wetlands play critical roles in fishing, agriculture, charcoal production, livestock rearing, and local commerce.

The situational analysis shows that while Pru West District is rich in natural assets, the absence of structured Natural Capital Accounting mechanisms limits sustainable planning. Strengthening institutional capacity, establishing a district-level natural capital database, and aligning with national NCA initiatives will improve environmental management and enhance the district's ability to secure green investment and climate adaptation funding.

1.3.16 Road Infrastructure

The district has good road network following the significant improvement over recent years in its road networks owing to infrastructure initiated by the central government. The total length of the highways in the district is about 127 kms, the entire Kintampo-Prang stretch is been asphalted and at advanced stage. Out of the total length of 299 km of feeder roads in the district, six (36) kilometres have been surfaced and upgraded, 109 km are graveled and surfaced, and 20 have been partially engineered while about 164km have not been engineered. The condition of the engineered feeder roads is generally poor even during the dry season but becomes terrible in the rainy season.

Communication

The district has no a single ICT infrastructure to facilitate easy leaning of the teeming youth. It will be expedient for the district to support students that will be pursuing ICT programs at various public schools in order to get ICT experts in the district.

There about 10 functional telecommunication masts providing telephone services in the district. Also available are five rural telephony masts provided by GIFEC. These has improved significantly the telephone coverage in the district.

2.3.17 Energy

The major sources of energy for lighting in the communities in the District are Electricity (72.8%), Kerosene (0.1%), Flashlight/Torch light (21.6%) and Firewood (75.9%), Candles are however not in use. That for looking on the other hand includes firewood (75.9%), charcoal (13.6%) with other sources recording minimal figures in energy for cooking. Table 1.12 below illustrates the various sources of energy.

Table 2.15: Energy for Lighting and Cooking

Source of Energy for Lighting	%	Sources of Energy for Cooking	%
Electricity	72.8	Firewood	75.9
Kerosene Lamps	0.1	Charcoal	13.6
Flashlight/Torchlight	21.6	Kerosene	0.1
Firewood	75.9	Electricity	0.2
Others	4.7	Gas(LPG)	5.6
		Others	4.7

Source: Ghana Statistical Service, 2025

2.3.18 Assets Maintenance

Asset maintenance plays a critical role in ensuring the long-term functionality and efficiency of infrastructure and public investments. In the Pru West District, effective maintenance of assets such as roads, schools, health facilities, markets, boreholes, and government buildings is essential for sustainable development and service delivery. This brief provides an overview of the current state of asset maintenance in the district to guide planning and budgeting decisions.

Education

Many public basic schools across the district face maintenance backlogs. Common issues include leaky roofs, deteriorated floors, broken windows and doors, faded or missing writing boards, and deteriorating classroom blocks. Furniture is inadequate in several schools, while maintenance of staff quarters is irregular.

Health

Health centers and CHPS compounds often suffer from limited maintenance leading to poor service delivery. Challenges include faulty roofing, outdated electrical systems, broken plumbing,

and inadequate sanitation facilities. Equipment servicing is infrequent, leading to reduced efficiency.

Roads and Transport

Some road networks in the district, especially feeder roads connecting farming communities, is in poor condition due to inadequate maintenance and erosion during rainy seasons. This hinders access to markets, schools, and health services.

Water and Sanitation Facilities

Many boreholes and small-town water systems are either non-functional or partially working due to poor maintenance regimes. Limited community capacity and absence of regular servicing contracts contribute to high rates of breakdowns. Public latrines and sanitation facilities in towns also face neglect.

Public Buildings and Office Infrastructure

District Assembly buildings, staff bungalows, and community centers exhibit structural wear due to insufficient upkeep. Painting, roofing, electrical, and plumbing repairs are often delayed due to budget constraints.

2.3.19 Governance

Under the Local Government Act, 2016 (Act 936), the District Assembly is the highest political administrative and planning authority at the District level and responsible for the overall governance and development of the whole District. Under the Act, the Assembly has deliberative, legislative and executive functions. The Executive Committee, under the Local Governance Act 2016 (Act 936), exercises the executive and coordinating functions of the District Assembly.

Under Act, 936, decentralized departments of the Assembly are presented in the table below. However, the commencement of section 38 and 161 of the Act, and the coming into force of LI 1961, 18th December, 2009, the departments in the first schedule of the Local Government Act, 1993, Act 462 are established as Departments of the District Assemblies under the Local Government Service Act, 2003, Act 656.

Sub-district Structures of the Assembly

Below the District Assembly are the Sub-district Structures established under Legislative Instruments 1589 (LI 1589) in response to the demand for popular participation in promoting decentralization and good governance.

The Assembly is subdivided into two (2) Area Councils, and one (1) Town Council:

- Prang Town Council
- Abease Area Council
- Adjaraja/Beposo Area Council

2.3.20 Peace and Security situation

Pru West District remains generally peaceful but is affected by recurring conflicts related to land, chieftaincy, farmer–herder interactions, youth vulnerabilities, and resource competition. Institutional structures exist but require logistical support, improved coordination, and community engagement to sustain long-term stability.

Data from the District Police Headquarters reveals that there has been an increase in the incidence of crime over the past years. The most prominent among crimes reported to the police station include assault, stealing, highway robbery, acts tending or causing unlawful harm. The increase in crime rates especially armed robbery on the highways is partly due to the inadequate staff of the district police force.

The Police Service

Internal security and enforcement of law and order in the District is the sole responsibility of the Ghana Police service. However, in the discharge of their duty they collaborate with District Security Committee headed by the DCE, Traditional Authorities and other security agencies, Bureau of National Investigations.

The District has three police stations with total staff strength of 68. With a population of 71,367 (2025 estimate), the police citizen ratio is 1: 1,050 compared to the national figures of 1:761. This is a clear indication of police concentration in the urban areas within the district. The Police Administration of Ghana should therefore make efforts for proper decentralization of the Police to close the gap at the District level. This analysis is based on the existence of one police command in the district.

Ghana National Fire Service

The District has two Fire sub-stations at Prang and Zabrama, it has a staff strength of Even though other major communities like Abease, Dama Nkwanta, Konfourkrom and Cherembor also require their services, however, due to infrastructure and other logistical services. The District command lacks office and residential accommodation making it difficult to deliver services. Also of major concern is fire thunder and administrative vehicles.

Key Development Issues

1. Inadequate personnel
2. Lack of vehicle for patrols
3. Inadequate telecommunication network
4. Poor road network in parts of the district

2.3.21 Community Action Planning

For the Pru West District Assembly, Community Action Planning CAP provides a practical framework to strengthen bottom-up planning, ensure inclusiveness, and enhance accountability in local governance. Through CAP, communities across the district were engaged in structured dialogues to map their resources, assess pressing socio-economic challenges, and propose actionable solutions in line with the District Medium-Term Development Plan. This process ensured that local perspectives were integrated into decision-making, thereby improving service delivery in areas such as education, health, agriculture, water and sanitation, and infrastructure. The CAP approach also promotes ownership of development interventions, encourages cost-sharing between communities and the Assembly, and fosters collaboration with development partners.

2.3.22 Participation, Consultation and Accountability

Participation and consultation is one of the core mandates of Pru West District Assembly in order to give power to the grass root through empowerment and decision making. This is made possible through the conduct of elections at the local levels through the sub-district structures. Planning has also been decentralized with the authorization of planning at the various levels especially community action planning among others. Participation in the district has the potential of project sustainability.

Accountability is a way of holding authorities responsible for actions taking in the course of delivering their services. As part of this commitment, the Pru West district holds the obligation to at every level communicate to all stakeholders' usage of funds and other resources.

Traditional Authority

The District has two Traditional Authorities which includes Prang and Abease paramountcies. These institutions together with their sub chiefs work in harmony to ensure that their paramountcies remain peaceful and have their share of the District and National cakes. The cordial relationship between the traditional authorities and the Assembly would be harnessed for the development of the district. This is especially so in the area of community mobilization, project and programme identification, implementation, monitoring and evaluation development projects and pogrammes.

Corruption

Corruption remains one of the key governance challenges that undermine effective service delivery and development at the local government level. Within the Pru West District Assembly, risks of corruption may emerge in areas such as procurement processes, revenue mobilization, recruitment, and the implementation of development projects. Such practices not only reduce efficiency and accountability but also erode public trust in the Assembly's operations.

Social Accountability

Strengthening social accountability is therefore critical for promoting transparency, responsiveness, and citizen participation in governance. Mechanisms such as town hall meetings, participatory budgeting, publication of Assembly revenues and expenditures, establishment of functional complaints desks, and the use of digital platforms for information sharing can help curb corruption. Additionally, empowering civil society organizations, traditional authorities, and community groups to monitor service delivery ensures that resources are used effectively and equitably.

2.3.22 Implementation, Coordination, Monitoring and Evaluation

Implementation of the DMTDP was carried out through sector departments, decentralized agencies, and community structures under the overall guidance of the District Assembly. Priority projects and programmes were mainstreamed into annual action plans and budgets aligning with various allocations and ceilings.

The District Planning Coordinating Unit (DPCU) served as the central coordinating body. It harmonized the activities of various departments, development partners, and NGOs to prevent duplication, ensure complementarity, and align with national development priorities. The District Annual Action Plan which was sorted from the DMTDP. Both the DMTDP and AAPs for the various years were distributed to all relevant stakeholders. Regular stakeholder meetings will be convened to strengthen collaboration and provide updates on progress.

Monitoring was conducted quarterly and annually using agreed indicators and performance targets outlined in the DMTDP. The DPCU, together with relevant departments, and stakeholders tracked implementation progress through field visits, quarterly reports, and stakeholder review sessions such as DPCU meetings, town hall meetings, DCE Community Tours. This helped identified implementation challenges, gaps, and lessons to inform adaptive planning. Evaluation of programmees and projects focused on assessing the outcomes and impacts of the DMTDP. The evaluations were conducted annually through the District Annual Progress Reports (APR). End-of-plan evaluation was conducted through the performance reviews, works session be conducted to determine the effectiveness, efficiency, and sustainability of interventions. The results will guide future planning cycles, ensure accountability, and promote evidence-based decision-making.

2.3.23 Natural and Man-Made Disasters

The district experiences disasters of varied forms. The predominant natural disaster however is drought and bushfire. There are occasions when rainfall is so erratic that it negatively impacts agricultural activities. Some areas in the district are also susceptible to flooding during periods of excessive rainfall.

Table 1.16: Disaster Trends in the District

YEAR/ITEM	2022	2023	2024
Domestic fire	6	8	5
Bush fire	10	15	18
Rainstorm	15	12	4
Flood	14	43	12

Source: NADMO, PDA, 2025

2.3.24 Disaster Risk Management Situation

The Pru West District faces a range of disaster risks largely influenced by its geographical location, socio-economic activities, and climate variability. The district is prone to flooding, especially in low-lying communities along the Volta Lake and its tributaries, where seasonal rainfall often leads to displacement of households, loss of farmlands, and destruction of property. Conversely, drought and prolonged dry spells also occur, reducing crop yields and threatening food security.

Disaster Preparedness and Response

To enhance resilience, the Assembly is strengthening disaster preparedness through, risk identification and mapping through the NADMO, EPA and relevant bodies. Conducting hazard and vulnerability assessments in communities to identify hotspots and guide resource allocation. Early Warning Systems including collaborating with NADMO, and community information centers to provide timely alerts and public education before, during, and after emergencies. Capacity building training community-based disaster volunteer groups and Assembly staff on emergency response, first aid, evacuation, and fire prevention resource mobilization, establishing contingency plans, stockpiling essential relief items, and allocating budgetary support for rapid response.

2.3.25 Identifying Strengths, Weaknesses, Opportunities and Threats (SWOT)

The Pru West district has vast arable land, part of the Volta Lake shoreline, and natural resources that provide opportunities for agriculture, aquaculture, and eco-tourism. However, infrastructural deficits, environmental pressures, and limited revenue mobilization constrain development. Understanding the strengths, weaknesses, opportunities, and threats is essential for informed planning and decision-making.

Table 2.16 SWOT Analysis

Key Development Challenges	Strength	Weaknesses	Opportunities	Threats
Economic Development				
Inadequate extension officers	Availability of educated youth	Lack of interest in agriculture related programmes	Proximity to Ejura Agriculture College	IMF restrictions on recruitment
	presence of District Directorate of Agriculture	Ineffective traditional authority	Government flagship programme on Agriculture	

Key Development Challenges	Strength	Weaknesses	Opportunities	Threats
Unwillingness of farmers in adopting new technology	Availability of Agriculture Department	Inadequate funding	Proximity to Regional Agriculture Office	Poor internet services and coverage
	Presence of farmer groups	limited knowledge of agriculture staff	Presence of NGOs in the sector	Low political will
Lack of standardized weighing scales for farm products	Availability of skilled agriculture staff	Weak Farmer Base associations	Presence of Buffer Stock	Lack of legislation on using weighing scales
	Availability of farmer associations	Low mechanization of agriculture	Government flagship programme on warehousing	
	Availability of District Bye-laws	High illiteracy rate among farmers		
Limited access to credit by MSMEs	Availability of financial institutions	Lack of collateral security	Development partners and NGO support	High interest rates charged on loans
	The existence of GEA	Low level of savings among the people.	Micro credit schemes	Poor credit recovery
	Existence of MASLOC	Poor/miss application of loans/credit	Business consultancy firms.	Inadequate funds on the part of the district
		Low skills (farm management, financial records keeping and reporting). etc.	Banking and others financial services trade/inputs credit	Untimely grant of loan/credit.
Low adoption of irrigated agriculture	Availability of Volta Lake and other perennial rivers for all year-round irrigation.	Low knowledge of capital-intensive methods of farming.	One Village One Dam initiative.	Inadequate funding
	Availability of ground water	High cost of constructing and rehabilitating dams and dug outs	Existence of Ghana Irrigation Development Authority.	Unfavourable climatic conditions
Erratic rainfall pattern	Presence of water bodies	Inadequate funding	Presence of EPA, GIDA, WRC	Non-enforcement of regulations by EPA, GIDA, WRC
	Viable recharge of ground water	Limited irrigation technology	Presence of GIDA and WRC	
		Cutting down of trees for timber	Climate change adaptation initiatives	
Poor storage and transportation systems	Availability of local storage Facilities	Inadequate storage facilities	Introduction of one District one warehouse facility	Torrential downpours and runoffs
	Availability of transportation systems	Poor state of roads during raining season	Presence of Highways Authority and Feeder Roads Departments	Inadequate funds
Lack of efficient	Availability of existing markets	limited budgetary commitments	Government 24 hour flagship programme	Low political commitment

Key Development Challenges	Strength	Weaknesses	Opportunities	Threats
market system	Good road conditions	High rate of high way robbery	Use media space to woo traders	High cost of market infrastructure
	Availability of food products and livestock	Unwillingness of farmers to sell in local markets	Availability of traders from neighboring African countries	low pricing of market products
Poor tourism infrastructure and Service	Benim Water Falls	Poor road network	Presence of Ghana Tourist Board in the Region	Low investment in the tourism sector
	Mauleed Islamic Festival	Lack of coordination and publicity	Proximity of District to the tourist sites outside the district	High cost of tourism infrastructure
	Nkyifie Yam Festival by People of Prang	weak implementation	Easy access of Benim Water Falls along the main Prang - Kintampo Highway	Limited collaboration between the government and private sector to develop tourist infrastructure
	Kwabena Yam Festival by people of Abease	poor coordination	Deliberate efforts by MoT to promote tourism	Lack of deliberate government financial commitment
Social Development				
Inadequate physical access to quality health care	Existence of Health Centres and CHPS compounds	Inadequate logistics	Existence of Ministry of Health	Inadequate central government commitments
	Existence of qualified health staff	Dispersed settlement	National Health Insurance initiative	Inadequate ambulance service
	Availability of community health outreach programmes	inadequate staff	DACF-RFG	Inadequate health infrastructure
Inadequate educational infrastructure	Availability of lands	Poor maintenance culture	Government policy on infrastructure	Irrigular release of statutory funding
	Existence of district Assembly	low Assembly budgetary allocations	Availability of development partners	reduction in support from international community
	Availability of building materials	Poor quality of project construction	SDGs and other International treaties	inadequate commitment to SDGs
High unemployment rate	Availability of arable land	Agriculture unattractive to the youth	National Youth Employment Program	Inadequate funds by the Assembly to support

Key Development Challenges	Strength	Weaknesses	Opportunities	Threats
	Presence of apprenticeship Training centres	Low levels of investments	Introduction of Feed Ghana, Nkoko Nketekete	Limited availability and access to appropriate production technologies
	Good marketing centres	Inadequate skilled labour for employment	External market	Low support to private sector investments
	availability of master trainers	High level of illiteracy especially among the youth	Ghana Rice Improvement Project	Low access to financial services
Prevalence of Open Defecation	Powpowerful Traditional Institutions	Inadequate toilet facilities	Readiness of private sector to participate in the provision of toilet facilities	weak enforcement of sanitation bye laws
	Availability of District Assembly's bye-law	Poor state of toilet facilities	National Sanitation Day initiative	weak government intervention on household toilets
	Presence of Environmental Health Unit	Poor maintenance culture	Availability of CWSA	Lack of political support to Environmental Health enforcement agencies
	Existence of sanitation byelaws	Weak WSMTs	Government policy on access to water	Weak legal framework on sanitation
Inadequate access to potable water	Availability of mechanised boreholes	Poor financial and record management	Existence of DACF-RFG	Climate change minace
	High level of ground water	Limited allocation of funds for Operation and management	DACF new formular	lack of deliberate policy on water operation and maintenance
	Presence of skilled DWST	Inadequate Area Mechanics	Availability of donor support NGOs	High cost of water parts
Environment, Infrastructure and Human Settlements				
Poor farming practices	Availability of agric department	Inadequate capacity amongst farmers	Existence of forestry Commission, Fire Service and MOFA	Poor enforcement of Environmental laws
	Proximity to EPA office	Poor enforcement of district bye-laws	Availability of environmental byelaws	Extinction of some indigenous trees
	Skilled Agriculture Department	Abuse of agro-chemicals	Availability of Regional Agric Directorate	Lack of dedicated commitment from government on capacity building
	Presence of skilled youth	Inadequate monitoring by Forestry Commission	Government policies on farming such as Feed Ghana	influx of fake agro chemicals

Key Development Challenges	Strength	Weaknesses	Opportunities	Threats
	Farmer base associations	Inadequate staff	Proximity to Agric College at Ejura	
poor mainstreaming of gender and vulnerability issues in climate change actions	Existence of skilled Assembly Staff	unwillingness of women in decision making	The existence of climate change policies	absence of commitment from central government targeted at women in climate activities
	Presence of gender desk officer	No dedicated funds for climate change activities	Introduction of tailor made policies for women	
	Availability of women groups in education and other professions	women not in strong recognizable association	Climate change programmes and projects	
Poor Feeder Road network	Existence of DRIP Machines	Inadequate funding for Feeder roads activities	Delineation of DRIPS and separate budget	Inadequate maintenance
	Existence of Regional Feeder Roads Office in the district	Inadequate maintenance	Government policies on rural road networking	Extreme weather events resulting from climate change
	Presence of local contractors	poor quality of road works	Availability of central government funding	Inadequate Central Government financial commitment
	Existence of farm paths linking major roads	unstability of Regional Feeder Roads Staff	Donor support to agric development	
Haphazard development	Availability of Building Inspectorate	Inadequate staffing of Works and Physical planning Departments	New building and zoning manual	Weak implementation of water transport regulations on the Volta Lake
	Active Technical Subcommittee and Spatial Planning Committee	Inadequate education on building regulations	LUSPA Act, 2016 (Act 925) and LUSPA regulation 2019 (L.I 2384)	Limited government intervention
	Availability of local plans	Inadequate logistics for building inspectorate	Government policy on land use	Inadequate financing of land use activities
Governance, Corruption and Public Accountability				
Inadequate capacity building on governance	Availability of local governance staff	High cost of consultancy services	Government policies on local governance	Inadequate funding support from government of Ghana
	Availability of a District Assembly	politicization of government policies	Donor and International treaties on governance	Political influence

Key Development Challenges	Strength	Weaknesses	Opportunities	Threats
	experience Assembly Members		Existence of Institute of Local Governance studies	lack of commitment from government on decentralizing capacity building
	Local institutions on local governance (Centre for Local Governance)	poor visibility of institutions	Government training seminars and capacity building workshops for local governance staffs	
Limited capacity and opportunities for revenue mobilisation	Large yam markets	inadequate sensitization on government policies	Government policies on local economic development	Excessive political interference
	other weekly markets	High revenue leakages	Availability of capacity building funds	Weak financial management laws
	cattle herdsman	under declaration of revenues	Public Financial Management Act and relevant legal frameworks	politicization of government policies
	Available revenue staff	poor capacity of revenue collectors	Rice Improvement Project	Inadequate donor financing of programmes
	Legal and administrative instruments	political interference	Quality state of the main highway	Threats from nomadic herdsman
Emergency Planning and Response (Including COVID-19 Recovery Plan)				
Human induced events (sand winning, encroachment, domestic and bush fires, etc.)	Availability of Fire station	Luck of commitment by traditional authorities	Government support to fire fighting	Government inability to equip the fire service
	People willingness to be fire volunteers		CSOs/NGOs commitment to fire fighting	
	Availability of NADMO Office	Inadequate logistics to NADMO	Government policy on Disaster risk mitigation	Inadequate Central Government financial commitment
	District Assembly presence	Inadequate financing	Climate change interventions	
Implementation, Coordination, Monitoring and Evaluation				
Inadequate capacity for plan preparation and implementation	Availability of DPCU to coordinate, prepare and implement development plans	Inadequate logistics	Existence of Medium-Term Development Plan Framework and guidelines	Political interest
	Presence of a General Assembly	Inadequate staffs	RCC	Delay in release of funds

Key Development Challenges	Strength	Weaknesses	Opportunities	Threats
	Existence of Area councils	Bureaucracy in decision taking	NDPC	Inconsistence in the issuance of guidelines by NDPC
<p>Conclusion: Even though several weaknesses and threats have been identified as hindering factors to the achievement of the district goals and objectives. However, the potentials within the district and several opportunities that exist in the district can positively address the issues significantly. The Weaknesses can be addressed through developing synergies in designing the programmes whiles threats can be managed through taking advantage of government policies, development partners regarding funding and technical support for skills and entrepreneurial development.</p>				

List of Key Development Issues

Following the situational analysis, it provided a comprehensive highlight on existing situation, systematic challenges and emerging opportunities. Key development issues were identified based on focus areas of the key sectors and thematic areas.

Table 2.18 Key Development Issues from Situational Analysis

Focus Area	Key Development Issues
Internally Generated Funds	Unscientific assessment of revenue items such as property rate for realistic rates to be charged. Inadequate supervision of revenue collectors. Weak enforcement of sanctions on rate defaulters. Weak sub-district structures and consequently their low involvement in revenue collection. Low tax education Unwillingness of inhabitants to pay taxes Poor office facilities, equipment and logistics for revenue units within urban, town, area councils to enhance revenue mobilization. Inadequate modern market structures in the district. Low level of incentives for revenue collectors.
Population Development	High population growth rate High immigration rate
Climate	Rainfall variability Drought
Vegetation	Illegal logging Charcoal burning Urbanization Activities of herdsmen
Soil	Soil erosion Lost of fertility Bad horticultural practices
Geology and Minerals	High erosion rate Clay deposits High level of weathering
Oil and Gass	High immigration Imminent increase in crime
Water Resource	Seasonal variability and climate change impacts Low water table

Focus Area	Key Development Issues
	Pollution from agricultural and domestic sources
Plant and Animal Life	Land conversion for farming and settlement expansion Bushfires, especially during the dry season Illegal logging and charcoal burning Unregulated hunting and fishing practices Invasive plant species affecting native flora
Agriculture Development	Poor access roads Inadequate extension officers Improper housing facilities for livestock Unwillingness of farmers in adopting new technology Lack of efficient market system Lack of coordination in the value chain
Education	Inadequate infrastructure High School dropout rate Inadequate furniture Inadequate teachers Inadequate accommodation Lack of sanitation facilities Lack of water facilities
Health	Inadequate nutrition education and awareness. Seasonal food insecurity and poor market linkages. Weak health and sanitation infrastructure. Limited women empowerment and income-generating opportunities. Insufficient inter-sectoral coordination in addressing nutrition issues
Migration	High Rural Urban migration High population growth rate High immigration Congestion
Fire Fighting	Inadequate personnel Lack of vehicle for patrols Inadequate telecommunication network Poor road network in parts of the district

Medium Term Needs Assessment

Medium-Term Needs Assessment and Projections form a core part of the District Medium-Term Development Planning process under Ghana's National Development Planning System Act, 1994 (Act 480), National Development Planning System Regulation (L.I 2233, 2016) and the NDPC Guidelines for Preparing the Medium-Term Development Plan (MTDP). This stage ensures that district development priorities are grounded in evidence, local realities, and future socio-economic trends

The medium-term needs assessment provides a systematic diagnosis of the district's current development conditions. It identifies the gaps, challenges, opportunities, and priority needs that must be addressed in 2026-2029 DMTDP. Based on the forensic analysis, projections were made for the various sectors considering the population estimates for the four years with referencing to Zoning Guidelines.

Table 2.19 Education Needs Projections

Level of Education	Total Population	Percent age of School Going Children	School Going Age	Available Classrooms	No. of Children Per Class	Number Accommodated	Unserviced	Require Classrooms	No. of Bloc ks
KG	78,005.00	0.08	6,240.40	2	40	2,496	3,744.24	94	31
Primary School	78,005.00	0.1871	14,594.74	252	40	9,924.42	4,670.32	117	19
JHS	78,005.00	0.09	7,020.45	84	35	4,563.29	2,457.16	70	23

Source: DPCU, 2025

Table 2.19: Health Needs Projections

Level of Service	POPULATION	Threshold	Existing Facilities	Threshold	Population Served	Unserviced Population	Required Facilities
LEVEL A-CHPS	78,005	2000	11	300	22,000	16000	8
Level B-Health Centre	78,005	5,000	4	900	20,000	20000	4
Level C-District poly clinic	78,005	10000	0	15000	-	0	1
District Hospital	78,005	70,000	0	0	-	0	1
Total	78,005				42,000	36,005	

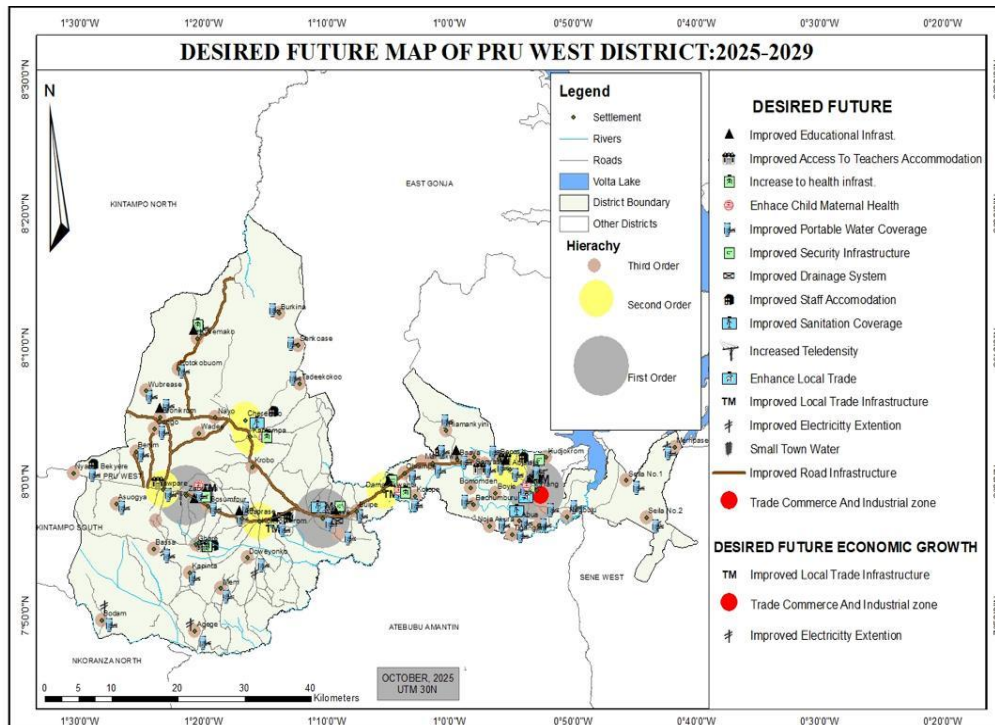
Source: DPCU, 2025

Table 2.20: Water Needs Projections

TYPE OF FACILITY	POPULATION	Existing Facilities	Threshold	Population Served	Unserviced Population	Facilities Required
Hand Pumps	78,005	79	300	23,700		30

Limited Mechanized Systems	78,005	55	900	49,500		20
Small Town Systems	78,005	1	15000	15,000		4
TOTAL	78,005	135		88,200	- 10,195	

Source: DPCU, 2025



CHAPTER THREE

KEY DEVELOPMENT PRIORITIES

3.1 Introduction

This chapter discusses development issues that will have impact in the district for the next four years (2026-2029). These issues, which are specific to the district, will be harmonized with issues from the LTNDPF 2018-2057. The issues cover various sectors such as education, health, Agriculture, climate change, water and sanitation, governance, corruption as well as Local Economic Development.

3.2 Prioritized Development Issues

The DPCU conducted a stakeholders' forum through departmental and management meetings, community needs and aspirations were the methodologies used. Reference was also made to issues identified in the situational analysis of the district current status. In all a total of Thirty (30) major communities were visited with representation from other communities the team could not visit. The team allowed the communities members to prioritize those challenges using pairwise ranking tool.

In order to come out with a holistic development challenges which are representative of the district the team also had engagements and work sessions with departments and units of the Assembly. The key issues presented below include those from both the communities and Decentralized Departments as well as the issues derived from the situational analysis and progress reports

It was gathered that issues from all the above sources cut across in all the communities. Impact assessment tool was therefore employed to prioritize all the key development issues identified taking into consideration the following four indicators:

- Severity and Diversity of problem and intended benefits
- Significant multiplier effect on economic efficiency e.g. job creation, attraction of investors, increase in income and growth.
- Significant linkage effect on meeting basic human needs and rights
- Significant effect in the sustainable spatial development of designated spaces

In assessing the impact of the issues identified, scores of (1) to (10) were assigned to show how strong each of them relates to the four indicators. The prioritization was conducted in line with the Five National Prioritized SDGs Goals and Targets as contained in the 2026-2029 NDPC guidelines. These priority goals include 4.1, which states that, by 2030, ensure that all girls and boys complete free, equitable, and quality primary and secondary education leading to relevant and effective learning outcomes. Goal 6.2 seeks to achieve access to adequate and equitable sanitation and hygiene for all and end open defecation, paying special attention to the needs of women and girls and those in vulnerable situations that by 2030. Goal 7.3 noted that by 2030, double the global rate of improvement in energy efficiency. Goal 8.5: set to achieve full and productive employment and decent work for all women and men, including for young people and persons with disabilities, and equal pay for work of equal value by 2030, while goal 16.6 intends to develop effective, accountable and transparent institutions at all levels.

This was principally carried out for development interventions to reflect the true needs and aspirations of the people. Having finished the consultation processes, the listed developmental issues below came up.

Table 3.1 List of Prioritized Issues

Thematic Area	Key Development Issues Identified	Rank
ECONOMIC DEVELOPMENT	Limited access to farm inputs	1 st
	Low preparedness for climate-induced disasters in the agricultural sector	2 nd
	Low mechanization of agriculture	3 rd
	Lack of standardization in the sale and marketing of agricultural produce	4 th
	Over reliance on rain-fed Agriculture	5 th
	Inadequate extension services for livestock and poultry development	6 th
	High cost of production inputs	7 th
	Limited industrialization and value addition to raw materials, especially in the agriculture sector	8 th
	Limited capacity building for SMEs	9 th
	Limited access to Finance for SMEs	10 th
	Inadequate credit facilities for SMEs	11 th
	Lack of cattle ranching system	12 th
	Poor infrastructure leading to tourist destinations	13 th

Thematic Area	Key Development Issues Identified	Rank
	Inappropriate market infrastructure	14 th
	Limited entrepreneurial skills among the youth	15 th
	Limited value addition	16 th
	Low level of financial and digital literacy	17 th
	High incidence of diseases and pest infestation in livestock production	18 th
	Limited capacity building for SMEs	19 th
	Limited insurance for farmers especially smallholder	20 th
	High cost of credit	21 st
	Low extension services and farmer support	22 nd
	Inadequate credit facilities and financial support	23 rd
	Low involvement of communities in tourism development	24 th
	Poor Post-harvest management	25 th
	Low tourism development commitment	26 th
	Inadequate logistics for artisans and craft masters	27 th
	Low entrepreneurial skills among the youth	28 th
Illegal fishing	29 th	
SOCIAL DEVELOPMENT	High unemployment, underemployment and vulnerable employment among the youth	1 st
	Inadequate recreational/sports infrastructure and equipment, including para-sports	2 nd
	Lack of support for students	3 rd
	Lack of ICT facilities in Public schools	4 th
	Limited focus on early Childhood Education	5 th
	Inadequate healthcare logistics	6 th
	Inadequate healthcare infrastructure and personnel	7 th
	Inadequate shelters for all categories of abused persons	8 th
	Increasing incidence of poverty	9 th
	Limited access to start-up capital and productive resources	10 th
	Inadequate library facilities and services in communities and in schools	11 th
	High unemployment rate among PWDs	12 th
	Low level of Technical and Vocational skills	13 th
	Inadequate school infrastructure and furniture	14 th

Thematic Area	Key Development Issues Identified	Rank
	Inadequate access to regular water supply services	15 th
	High rate of teenage pregnancy	16 th
	Dilapidation of some public school structures	17 th
	Inadequate integration of social protection and employment services	18 th
	Inadequate accommodation for GES staff	19 th
	Geographic disparities in accessing e-learning platforms	20 th
	Inadequate and broken down of ambulance	21 st
	Inadequate school feeding programs	22 nd
	Lack of vocational and technical institutions	23 rd
	Inadequate and limited coverage of social protection programmes for vulnerable groups	24 th
	High rate of psychoactive substance abuse by the youth	25 th
	High incidence of poverty among the aged	26 th
	High incidence of malnutrition	27 th
	Low coverage of the aged to financial support/grants	28 th
	Lack of recreational site/centers	29 th
	Inequitable access to socio-economic incentives for PWDs	30 th
	Inadequate accommodation for health personnel	31 st
	Limited access to quality inclusive education for PWDs	32 nd
	Inadequate support for specialised education for PWDs	33 rd
	Inadequate water supply to health facilities	34 th
	High dropout rate for both adolescent boys and girls	35 th
	Increased cost of healthcare delivery	36 th
	High adolescent fertility rate	37 th
	Insufficient nutritional literacy	38 th
	High incidence of HIV and AIDS among young persons	39 th
ENVIRONMENT AND HUMAN SETTLEMENT DEVELOPMENT	Inadequate supply of electricity and meters	1 st
	Poor access to farm roads	2 nd
	Poor road condition and network	3 rd

Thematic Area	Key Development Issues Identified	Rank
	Inadequate access to regular water supply services	4 th
	Poor road user behaviour	5 th
	Non-compliance with zoning regulations and planning standards	6 th
	Poor road maintenance/rehabilitation culture	7 th
	Increasing air, soil and noise pollution	8 th
	Unregulated Nomadic Herdsmen activities	9 th
	Weak enforcement of building regulations	10 th
	Heavy deforestation and illegal mining causing biodiversity loss	11 th
	High incidence of wildfires	12 th
	Inadequate maintenance of facilities	13 th
	Indiscriminate and illegal use of weedicides and pesticides	15 th
	Poor ownership of climate change interventions at the local level	16 th
	Unstable power supply	17 th
	Poor sanitation and waste management	18 th
	Increasing forest degradation of protected areas	19 th
	Illegal logging	20 th
	Pollution of water resources	21 st
	Incomplete street naming and property addressing system	22 nd
	Poor Quality of Services (QoS) and Quality of Experience (QoE) in ICT	23 rd
	Inadequate skip containers	24 th
	High rate of forest loss	25 th
	Poor collection, treatment, and discharge of waste	26 th
	Increasing loss of endangered species	27 th
	Unpredictable rainfall patterns	28 th
	Inadequate spatial plans (SDFs, SPs & LPs)	29 th
	Inadequate final disposal site	30 th
	Inadequate access to improved toilet facilities and high prevalence of open defecation	31 st
	Poor agricultural practices which affect water quality	32 nd
	Increasing air, soil and noise pollution	33 rd
	High incidence of robbery	1 st

Thematic Area	Key Development Issues Identified	Rank
GOVERNANCE AND INSTITUTIONAL DEVELOPMENT	Poor state of police station	2 nd
	Overreliance on District Assemblies Common Fund	3 rd
	Inadequate logistics for the security services	4 th
	Ineffective use of digital platforms	5 th
	Police-citizen ratio below UN standard	6 th
	Weak revenue generating capacity	7 th
	Weak implementation of planning and budgeting at national, regional, and district levels	8 th
	Limited demand for accountability at the local level	9 th
	Limited resources including funding for development communication	10 th
	Unutilized potential digital, ICT driven institutional development	11 th
	Low engagement of traditional authorities and youth in civic activities	12 th
	Lack of accommodation for public workers	13 th
	Absence of police station	14 th
	Limited training opportunities for public sector staff	15 th
	Political polarization of civic engagement	16 th
	Encroachment on school and E-health center land	17 th

CHAPTER FOUR

DEVELOPMENT GOALS, OBJECTIVES AND STRATEGIES

4.1 Introduction

This chapter outlined the adopted goals, objectives and strategies as well as development projects in line with the guidelines of the National Development Planning Commission (NDPC) and the NMTDPF 2026-2029. The goals, objectives and strategies were adopted from the Medium-Term National Development Policy Framework (MTNDPF) for 2026 - 2029 as prescribed by the guidelines for the preparation of the MTDP. It further, provides highlight of formulated development goals in each of the development dimension as well as the goal compatibility matrix.

4.2 District Goal

The Municipal Goal of this 4-Year Medium Term Development Plan has been formulated in line the vision and mission statement of the Assembly, which states that the Pru West District Assembly exists to improve on the living standard of the citizenry by collaborating with the communities and other stakeholders in the planning, and budgeting process as well as the implementation of policies and programmes within the National Development Framework to address issues of unemployment, health care, education, agriculture, water and sanitation on a sustainable basis. This is also linked to the Medium-Term Vision of the Medium-Term National Development Policy Framework (2026-2029). The goals formulated are meant to address the identified prioritized development issues and needs. It has taken into consideration the crossing issues and emerging issues that need to be addressed. The formulated goals for the medium-term period are listed below according to the development dimensions.

Economic Development; Formulated Goals

Promote agro-based industrialization and transformation

Improve Market infrastructure and facilities

Increase and enhance private sector development

Improve fiscal resource mobilization and management

Promote trade and investment in inter and intra Municipality

Development tourism sector in the Municipality

Modernized agriculture and promote agribusinesses in the Municipality

Promote livestock and poultry development for food security and income

Exploit and development fisheries and aquaculture in the Municipality

Social Development Dimension

Increase equitable access to and participation in quality education at all levels

Bridge equity gaps in access to Health Care and Nutrition Services and ensure sustainable financing arrangement that protects the poor

Reduce HIV Prevalence in the Municipality

Eliminate/reduce high rate of teenage pregnancy

Reduce the high incident of child labour

Improve access to quality maternal, neonatal, child and adolescent health services

Develop targeted interventions for vulnerable and marginalized groups

Empower women and mainstream gender into socio-economic development

Improve performance of students in BECE

Equip selected schools with ICT equipment

Provide ICT Centres/laboratories in selected schools

Ensure equitable distribution of trained teachers across the Municipality

Enhance and improve school infrastructure

Supply and distribute School Furniture to all Schools

Enhance and improve health facilities

Accelerate the provision of affordable and safe water

Improve sanitation and waste management

Increase sanitation management equipment and logistics

Improve and encourage the culture of maintenance of public sanitation facilities

Construct engineered final waste disposal site

Increase support provided to PWDs

Increase and improve the participation of PWDs in decision making process

Provide school friendly environment for children with disability

Provide entrepreneurship and employable skills training for PWDs

Empower women to participate in decision making

Provide credit schemes through village saving model for women

Environmental and Human Settlement Development

Provide adequate and reliable power to meet the needs of Municipality

Mitigate and reduce natural disasters and reduce risks and vulnerability

Create and sustain an efficient transport system that meets user needs

Accelerate the provision and improve environmental sanitation

Enhance community participation in environmental and natural resources management by awareness creation

Promote sustainable and resilient urban development

Improve road network system in the Municipality

Ensure efficient and effective land administration

Governance and Institutional Development

Enhance community participation in governance and decision-making

Promote rapid development and deployment of ICT infrastructure at all levels

Promote upgrading of capacity of the public and civil service for transparent, accountable, efficient, timely, effective performance and service delivery

Ensure and promote functionality of all Urban and Zonal Councils

Reduce rural-urban migration

Ensure proper implementation of approved plans and budgets

Improve stakeholder engagements

Promote and enhance proper coordination of development interventions

4.3 Goals Compatibility Matrix

The section is aimed at evaluating and comparing the formulated goals in order to avoid conflicting goals and minimize duplication of goals. The table below provides the analysis of the goals according to the five (5) development dimensions. The goals compatibility and the level of consistency against each other are evaluated and rated by using the indicators defined by the colors in the table below.

4.4 Spatial and Structure Plan

As per the requirement of the NDPC guidelines planning authorities are expected to prepare Spatial Development Framework in accordance with the Land Use and Spatial Planning Authority's published guidelines. However, the Pru West District comprehensive spatial framework document is under preparation.

Table 4.1 Economic Development

	Goal	Goal 1: Promote agro-based industrialization and transformation	Goal 2: Increase and enhance private sector development	Goal 3: Improve fiscal resource mobilization and management	Goal 4: Promote trade and investment in inter and intra Municipality	Goal 5: Development tourism sector in the Municipality	Goal 6: Modernized agriculture and promote agribusinesses in the Municipality	Goal 7: Promote livestock and poultry development for food security and income	Goal 8: Exploit and development fisheries and aquaculture in the Municipality
1	Goal 1: Promote agro-based industrialization and transformation								
2	Goal 2: Increase and enhance private sector development								
3	Goal 3: Improve fiscal resource mobilization and management								
4	Goal 4: Promote trade and investment in inter and intra Municipality								
5	Goal 5: Development tourism sector in the Municipality								
6	Goal 6: Modernized agriculture and promote agribusinesses in the Municipality								
7	Goal 7: Promote livestock and poultry development for food security and income								
8	Goal 8: Exploit and development fisheries and aquaculture in the Municipality								

Table 6. 2: SOCIAL DEVELOPMENT

	Goal	Goal 1: Increase equitable access to and participation in quality education at all levels	Goal 2: Bridge equity gaps in access to Health Care and Nutrition Services and ensure sustainable financing arrangement that protects the poor	Goal 3 : Reduce HIV Prevalence in the Municipality	Goal 4: Improve access to quality maternal, neonatal, child and adolescent health services	Goal 5: Develop targeted interventions for vulnerable and marginalized groups	Goal 6: Empower women and mainstream gender into socio-economic development	Goal 7: Improve performance of students in BECE	Goal 8: Ensure equitable distribution of trained teachers across the Municipality	Goal 9: Enhance and improve school infrastructure
1	Goal 1 Increase equitable access to and participation in quality education at all levels									
2	Goal 2: Bridge equity gaps in access to Health Care and Nutrition Services and ensure sustainable financing arrangement that protects the poor									
3	Goal 3: Reduce HIV Prevalence in the Municipality									
4	Goal 4: Improve access to quality maternal, neonatal, child									

	and adolescent health services									
5	Goal 5: Develop targeted interventions for vulnerable and marginalized groups									
6	Goal 6: Empower women and mainstream gender into socio-economic development									
7	Goal 7: Improve performance of students in BECE									
8	Goal 8: Ensure equitable distribution of trained teachers across the Municipality									
9	Goal 9: Enhance and improve school infrastructure									
10	Goal 10: Supply and distribute School Furniture to all Schools									
11	Goal 11: Enhance and									

	improve health facilities									
12	Goal 12: Accelerate the provision of affordable and safe water									

	Goal	Goal 1: Provide adequate and reliable power to meet the needs of Municipality	Goal 2: Mitigate and reduce natural disasters and reduce risks and vulnerability.	Goal 3: Enforcement of building and seismic laws and codes	Goal 4: Create and sustain an efficient transport system that meets user needs .	Goal 5: Accelerate the provision and improve environmental sanitation	Goal 6: Enhance community participation in environmental and natural resources management by awareness creation	Goal 7 : Promote sustainable and resilient urban development	Goal 8: Improve road network system in the Municipality	Goal 9: Ensure efficient and effective land administration
1	Goal 1: Provide adequate and reliable power to meet the needs of Municipality									
2	Goal 2: Mitigate and reduce natural disasters and reduce risks and vulnerability									
3	Goal 3: Enforcement of building and seismic laws and codes									

Table 4.3: ENVIRONMENT AND HUMAN SETTLEMENT DEVELOPMENT

	Goal	Goal 1: Provide adequate and reliable power to meet the needs of Municipality	Goal 2: Mitigate and reduce natural disasters and reduce risks and vulnerability.	Goal 3: Enforcement of building and seismic laws and codes	Goal 4: Create and sustain an efficient transport system that meets user needs .	Goal 5: Accelerate the provision and improve environmental sanitation	Goal 6: Enhance community participation in environmental and natural resources management by awareness creation	Goal 7 : Promote sustainable and resilient urban development	Goal 8: Improve road network system in the Municipality	Goal 9: Ensure efficient and effective land administration
1	Goal 1: Provide adequate and reliable power to meet the needs of Municipality									
2	Goal 2: Mitigate and reduce natural disasters and reduce risks and vulnerability									
3	Goal 3: Enforcement of building and seismic laws and codes									
4	Goal 4: Create and sustain an efficient transport system that meets user needs									
5	Goal 5: Accelerate the provision and improve environmental sanitation									
6	Goal 6: Enhance community participation in environmental and natural resources management by awareness creation									
7	Goal 7: Promote sustainable and resilient urban development									

8	Goal 8: Improve road network system in the Municipality									
9	Ensure efficient and effective land administration									

Table 4.4: GOVERNANCE AND INSTITUTIONAL DEVELOPMENT

	Goal	Goal 1: Enhance community participation in governance and decision-making	Goal 2: Promote rapid development and deployment of ICT infrastructure at all levels	Goal 3: Promote upgrading of capacity of the public and civil service for transparent, accountable, efficient, timely, effective performance and service delivery	Goal 4: Ensure and promote functionality of all Urban and Zonal Councils	Goal 5: Reduce rural-urban migration	Goal 6: Ensure proper implementation of approved plans and budget	Goal 7: Promote and enhance proper coordination of development interventions
1	Goal 1: Enhance community participation in governance and decision-making							
2	Goal 2: Promote rapid development and deployment of ICT infrastructure at all levels							

Table 4.5 Development Goals, Objectives, Strategies and Programmes

Prioritized Issues	Goals	Objectives	Aligned National Objectives	Strategies	Development Programmes
Dimension/Thematic Area: Economic Development					
Focus Area: Industrial Transformation					
Limited industrialization and value addition to raw materials, especially in the agriculture sector	Promote agro-based industrialization and transformation	Boost local economic development through the establishment of 5 cottage industries by 2029	Boost local production through access to quality raw materials	<ul style="list-style-type: none"> i. Promote market access for agro commodities and address bottlenecks along the supply value ii. Facilitate the establishment of cottage industries for the processing and packaging of locally produced fruits and vegetables and other nutritious foods 	Development of local industry programme
Focus Area: Trade and investment					
Inadequate modern markets	Improve Market infrastructure and facilities	Enhance Domestic Trade by constructing 4No. model markets by 2029	Enhance Domestic Trade	<ul style="list-style-type: none"> i. Develop modern markets and infrastructure in major communities to enhance domestic trade ii. Modernize physical market structures, including night markets 	Trade promotion programme
Limited Access to Finance for SMEs	Promote trade and investment in inter and intra District/Municipalities	Organize bi-monthly business forum for entrepreneurship and SME development yearly	Boost credit access for local traders	Restructure state-sponsored microfinance schemes, including MASLOC	
Inadequate logistics for artisans and crafts masters		Support 600 artisans and crafts masters with business development kits annually	Ensure improved skills development for industry	<ul style="list-style-type: none"> i. Transform the apprenticeship training from a supply-driven approach to a market-demand model ii. Strengthen skills & business development support iii. Ensure the development of industry-specific standards and guidelines, particularly for the artisanal sector 	

Prioritized Issues	Goals	Objectives	Aligned National Objectives	Strategies	Development Programmes
Low level of financial and digital literacy	Promote financial literacy for access to the financial market	Improve support for 500 Entrepreneurs on financial and digital literacy through training yearly	Improve support for entrepreneurship and MSME development	i. Promote financial and digital literacy ii. Leverage on technology and digital platforms	
Limited access to credit for SMEs	Promote financial literacy for access to the financial market	Organize financial market forum for SMEs once yearly	Promote strategic industrial development initiatives	i. Encourage the formation of cooperatives and associations to facilitate easy use of existing databases of SMEs of BACs ii. Improve access to finance and investment	
Limited capacity building for SMEs	Promote the development of skills and knowledge base of local entrepreneurs	Organize skills training workshops for 100 local entrepreneurs yearly	Improve support for entrepreneurship and SME development	Create a business mentorship program that pairs experienced business owners with new entrepreneurs to share knowledge and provide guidance	
Limited Value addition	Promote food transformation and value – addition for income and food security in the District	Promote food transformation through skills training for 200 youth and women on value addition yearly	Promote food transformation (processing and value-addition)	i. Support to local processors to source their raw materials from small holder farmers in rural areas ii. Facilitate the establishment of cottage industries for the processing and packaging of locally produced fruits and vegetables and other nutritious foods	
Focus Area: Private Sector Development					
High cost of credit	Increase and enhance private sector development	Organize capacity building programs on leveraging on the available financial institution in the financial market once every year	Improve business financing	Restructure state-sponsored schemes, including MASLOC	Private sector enhancement programme
Low entrepreneurial skills among the youth	Increase and enhance private sector development	Strengthen the skills and knowledge base of 100 local entrepreneurs yearly	Improve support for entrepreneurship and MSME development	i. Enhance entrepreneurial culture, especially among the youth ii. Strengthen programmes aimed at	

Prioritized Issues	Goals	Objectives	Aligned National Objectives	Strategies	Development Programmes
				entrepreneurship development	
Focus Area: Agriculture and Agribusiness Development					
Limited access to arable land	Modernized agriculture and promote agribusinesses in the District	Promote the release of 80% of farmlands by land owners for Agric purposes by 2029	Enhance agricultural production and agribusiness for economic transformation	<ul style="list-style-type: none"> i. Improve access to agricultural lands for marginalized groups ii. Promote secure access to agricultural land by women, youth and migrant farmers 	Agricultural sustainability programme
Low preparedness for climate-induced disasters in the agricultural sector	Modernized agriculture and promote agribusinesses in the District	Build resilience of 1,000 farmers to vulnerabilities, shocks, and stresses by 2029	Build resilience to vulnerabilities, shocks and stresses	<ul style="list-style-type: none"> i. Establish subsidies and financial incentives for farmers to adopt climate smart technologies ii. Strengthen surveillance, and early warning systems, to inform early and timely action in response to predicted shocks 	
Over reliance on rain-fed Agriculture	Modernized agriculture and promote agribusinesses in the District	Provide alternative way of farming for 2,000 farmers through irrigation by 2029	Build resilience to vulnerabilities, shocks and stresses	<ul style="list-style-type: none"> i. Establish subsidies and financial incentives for farmers to adopt climate smart technologies ii. Promote development of irrigation facilities iii. Strengthen the surveillance, and early warning systems, to inform early and timely action in response to predicted shocks 	
Lack of standardization in the sale and marketing of agricultural produce	Modernized agriculture and promote agribusinesses in the District	Enhance the use of standard unit of measure for 80% of farm produce by 2029	Enhance agricultural production and agribusiness for economic transformation	Build the capacity of farmer-based organizations and other actors along the value chain in marketing, standards, and other skills development	

Prioritized Issues	Goals	Objectives	Aligned National Objectives	Strategies	Development Programmes
Limited access to farm inputs	Modernized agriculture and promote agribusinesses in the District	Facilitate the supply and access of 80% of farm inputs to farmers yearly	Enhance agricultural production and agri-business for economic transformation	i. Promote domestic production and supply of inputs ii. Promote market access for agro commodities and address bottlenecks along the supply chain	
Low farmer-extension ratio, adversely impacting extension delivery services	Promote quality extension service delivery in the District	Promote quality extension service delivery by reducing the ratio from 1:5200 to 1:1000 by 2029	Enhance Sustainable and Resilient Food Production System	i. Intensify stakeholders' engagement, particularly extension officers on sustainable agro ecological and industrial production practices and processes ii. Provide consistent and quality extension service delivery and technical support	
High level of post-harvest losses	Modernized agriculture and promote agribusinesses in the District	Improve post-harvest losses by 40% yearly	Improve post-harvest management	i. Enhance post-harvest infrastructure and management protocols on storage, transportation, processing, packaging, and distribution of agricultural produce at all levels ii. Promote risk management, including insurance schemes, in the Agri-food system iii. Facilitate the continuous expansion and upgrading of road infrastructure connecting farms to marketing centers	
Low mechanization of agriculture	Stimulate agricultural mechanization in the District	Facilitate the implementation of farm service centers to boost agric mechanization by 2026	Enhance sustainable and resilient food production system	Promote secure access to agricultural land by women, youth and migrant farmers	
High cost of production inputs	Modernized agriculture and promote agribusinesses along the processing value chain in the District	Facilitate the implementation of farm service centers to boost agric mechanization by 2026	Provide access to agricultural financing for youth and women	Provide access to agricultural financing for youth and women	

Prioritized Issues	Goals	Objectives	Aligned National Objectives	Strategies	Development Programmes
Limited insurance for farmers especially smallholder	Promote livestock and poultry development for food security and income	Promote risk management, including insurance schemes, in the Agri-food system for 500 farmers yearly	Promote risk management, including insurance schemes, in the Agri-food system	Strengthen surveillance, and early warning systems, to inform early and timely action in response to predicted shocks	Livestock and poultry development programme
Inadequate extension services for livestock and poultry development	Promote livestock and poultry development for food security and income	Improve livestock and poultry development by 50% yearly	Promote livestock and poultry development	Provide consistent and quality extension service delivery and technical support	
High incidence of diseases and pest infestation in livestock production	Promote livestock and poultry development for food security and income	Improve livestock and poultry development by 50% yearly	Promote livestock and poultry development	Intensify disease control and surveillance, especially for zoonotic and scheduled diseases	
Lack of cattle ranching system	Promote livestock and poultry development for food security and income	Improve livestock and poultry development by 50% yearly	Promote livestock and poultry development	Promote cattle ranching and provide incentives to the private sector to develop grazing reserves	
Focus Area: Fisheries and Aquaculture					
High incidence of illegal fishing	Exploit and develop fisheries and aquaculture in the District	Combat illegal fishing by end of 2027	Ensure sustainable development and management of aquaculture	Combat illegal fishing and reduce post-harvest losses	Fisheries and aquaculture development programme
Focus Area: Tourism and Creative Art Development					
Poor infrastructure leading to tourist destinations	Development tourism sector in the District	Develop 80% of tourism infrastructure in the District by 2028	Diversify and expand the tourism industry	<ul style="list-style-type: none"> i. Encourage community initiatives in tourism development and partner with chiefs and traditional authorities to promote the commercialization of heritage festivals ii. Improve tourism infrastructure including road networks leading to tourists centers 	Tourism promotion programme

Prioritized Issues	Goals	Objectives	Aligned National Objectives	Strategies	Development Programmes
Low involvement of communities in tourism development	Development tourism sector in the District	Promote 70% participation of communities on tourism development by end of 2029	Develop a competitive creative arts industry	Encourage community initiatives in tourism development and partner with chiefs and other traditional authorities to promote the commercialization of heritage festivals	
Dimension/Thematic Area: Social Development					
Focus Area: Population Management					
High adolescent fertility rate	Eliminate/reduce high rate of teenage pregnancy	Improve reproductive health knowledge and services to 60% of adolescents yearly	Improve coordination of population governance	Strengthen the integration of family planning education in adolescent reproductive healthcare services (SDG Target 3.7, 5.6)	Population management programme
High cases of teenage pregnancy	Eliminate/reduce high rate of teenage pregnancy	Reduce the incidence of teenage pregnancy to 10% by 2029	Improve maternal and adolescent reproductive health	Improve the quality of adolescent and youth-friendly services across all levels of healthcare facilities (SDG Target 3.5,3.7, 3.8)	
Focus Area: Health and Health Services					
Inadequate healthcare infrastructure and personnel	Bridge equity gaps in access to Health Care and Nutrition Services and ensure sustainable financing arrangement that protects the poor	Ensure access to quality healthcare delivery to 100% for all residents in the District by 2029	Ensure equitable, affordable and quality Universal Health Coverage (UHC)	Provide adequate health infrastructure and institute functional health logistics	Health promotion programme
High rate of psychoactive substance abuse by the youth	Bridge equity gaps in access to Health care and Nutrition services and ensure sustainable financing arrangement that protects the poor	Drastically reduce substance abuse among the youth by 2028	Improve mental health services at all levels	Increase awareness and sensitization on the dangers of psychoactive substance abuse	
Increased cost of healthcare delivery	Bridge equity gaps in access to Health care and Nutrition services and ensure sustainable financing arrangement that protects the poor	Ensure 90% coverage of Health insurance scheme in the District by end of 2026	Ensure equitable, affordable and quality Universal Health Coverage (UHC)	Expand National Health Insurance Coverage to Subsidise Essential Services and Medicines	

Prioritized Issues	Goals	Objectives	Aligned National Objectives	Strategies	Development Programmes
Inadequate and broken down ambulance	Promote access to a functional ambulance service in the District	Ensure 100% functionality of ambulance services by end of 2026	Strengthen healthcare and health service delivery management system	Expand National Health Insurance Coverage to Subsidise Essential Services and Medicines	
Inadequate healthcare logistics	Bridge equity gaps in access to Health care and Nutrition services and ensure sustainable financing arrangement that protects the poor	Strengthen the healthcare system by ensuring a frequent supply of essential medical materials Quarterly	Ensure equitable, affordable and quality Universal Health Coverage (UHC)	i. Intensify and sustain immunization for all children under 2 (SDG Target 3.2) ii. Strengthen district and sub-district health systems as the bedrock of the national primary healthcare strategy (SDG Target 3.8, 16.6)	
High incidence of HIV and AIDS among young persons	Reduce HIV/AIDS prevalence in the District	Organize periodic sensitization campaigns on the need to know your HIV status yearly	Reduce the incidence of new STIs, HIV and AIDS and other infections, especially among vulnerable groups	i. Expand and intensify HIV Counselling and Testing (HTC) programmes (SDG Target 3.3, 3.7) ii. Provide easy access to condoms and other preventive measures	
Focus Area: Food Systems and Nutrition					
High incidence of malnutrition	Bridge equity gaps in access to Health care and Nutrition services and ensure sustainable financing arrangement that protects the poor	Scale up nutritional campaigns to reduce malnutrition by 35% yearly	Ensure access to safe and nutritious foods	Facilitate access to social protection programmes by moderately and severely food insecure households (SDG Target 2.1, 2.2) (AU Target A1, G1, T4, T5)	Nutrition improvement programme
Insufficient nutritional literacy	Bridge equity gaps in access to Health care and Nutrition services and ensure sustainable financing arrangement that protects the poor	Scale up nutritional campaigns to reduce malnutrition by 35% yearly	Integrate nutrition into Universal Health Coverage (UHC)	i. Support local production of nutritious foods ii. Build capacities of nutrition service delivery especially in rural areas to provide clinical and non-clinical nutrition services	
Focus Area: Education and Training					
Inadequate library facilities and services in communities and in schools	Increase equitable access to and participation in quality education at all levels	Improve 80% access to quality education by end of 2029	Promote literacy and lifelong learning	Develop and equip new library facilities	Quality Education enhancement programme

Prioritized Issues	Goals	Objectives	Aligned National Objectives	Strategies	Development Programmes
Dilapidation of some public school structures	Enhance and improve school infrastructure	Improve 80% access to quality education by end of 2029	Improve the quality of the education environment	Invest in upgrading school infrastructure and resources	
Geographic disparities in accessing e-learning platforms	Provide ICT Centres/laboratories in selected schools	Provide ICT Centres/laboratories in 5 schools yearly	Improve the quality of the education environment	i. Ensure adequate and accessible infrastructure tools and skills to facilitate e-learning and teaching (SDG Targets 4.7, 4.a, 4.b, 9.c)	
High dropout rate for both adolescent boys and girls	Increase equitable access to and participation in quality education at all levels	Reduce school drop-out rate by 40% yearly in the District	Improve the quality of the education environment	i. Promote the right enrolment age in basic schools (SDG Target 4.1, 4.2) ii. Facilitate the re-entry of dropout boys and girls including adolescent mothers back into school (SDG Target 4.1, 4.2, 5.1)	
Inadequate accommodation for GES staff	Increase equitable access to and participation in quality education at all levels	Provide 3 teachers accommodation yearly to bridge the teachers housing deficit	Improve the quality of the education environment	Create programs to encourage and support the return of dropouts to school	
Lack of ICT facilities in Public schools	Increase equitable access to and participation in quality education at all levels	Provide ICT Centres/laboratories in 5 schools yearly	Improve the quality of the education environment	Ensure adequate and accessible infrastructure, tools and skills to facilitate e-learning and teaching (SDG Targets 4.7, 4.a, 4.b, 9.c)	
Inadequate support for students	Increase equitable access to and participation in quality education at all levels	Provide support for 50 brilliant but needy students yearly	Improve the quality of the education environment	Enhance student support schemes	
Inadequate school feeding programs	Increase equitable access to and participation in quality education at all levels	Facilitate coverage of 80% of basic schools with school feeding program end of 2029	Integrate nutrition into Universal Health Coverage	i. Build capacities for nutrition service delivery especially in rural areas to provide clinical and non-clinical nutrition services ii. Promote nutrition education and sensitization	

Prioritized Issues	Goals	Objectives	Aligned National Objectives	Strategies	Development Programmes
Lack of vocational and technical institutions	Increase equitable access to and participation in quality education at all levels	Ensure the establishment of 2 vocational technical schools in the District by end of 2029	Improve human capital development and management	Prioritise, rebrand, and increase investments in TVET as a key anchor of economic transformation (SDG Targets (4.3, 4.4, 4.5)	
Limited focus on Early on early Childhood Education	Promote the building of strong foundation for children’s educational journey	Improve 80% access to quality education by end of 2029	Enhance equitable access to, and participation in quality Education at all levels	i. Expand quality of teaching and learning environment at all levels (SDG Targets 4.1, 4.6. 4.c) ii. Expand infrastructure and facilities at all levels(SDG Targets 4.a, 4.c)	
Inadequate recreational/sports infrastructure and equipment, including para- sports	Promote the improvement of sports and recreational infrastructure for all	Improve 2 recreational and sports infrastructure in the District yearly	Enhance sports and recreational infrastructure for all	i. Develop and maintain para-sports and disability friendly recreational infrastructure ii. Support the development of infrastructure and spaces such as community parks to facilitate physical activities and foster fitness culture iii. Establish and restore designated sports and recreational land use in all communities through effective governance and infrastructure (SDG Target 16.6, 9.1)	
Inadequate school infrastructure and furniture	Enhance and improve school infrastructure	Improve 80% access to quality education by end of 2029	Improve the quality of the education environment	Invest in upgrading school infrastructure and resources	
Focus Area: Water, Environmental Sanitation and Hygiene					

Prioritized Issues	Goals	Objectives	Aligned National Objectives	Strategies	Development Programmes
Poor sanitation and waste management	Promote access to potable water in the District	Improve sanitation management to 70% in the District by end of 2026	Enhance access to improved and sustainable environmental sanitation services	i. Scale-up sensitization campaigns to promote proper hand washing and hygiene practice particularly among children (SDG Targets 6.2, 17.3, 17.5) ii. Expand access to waste bins	Water and sanitation improvement programme
Inadequate access to improved toilet facilities and high prevalence of open defecation	Elimination of ODF through improved sanitation facilities	Reduce open defecation by 35% yearly	Enhance access to improved and sustainable environmental sanitation services	Provide incentives for the construction of hygienic and inclusive toilet facilities	
Poor collection, treatment, and discharge of waste	Create an efficient and sustainable waste management system	Improve the efficiency of sustainable waste management to 60% yearly	Promote efficient and sustainable waste management	i. Scale-up sensitisation campaigns to promote proper hand washing and hygiene practices particularly among children (SDG Targets 6.2, 17.3, 17.5) ii. Expand access to waste bins	
Inadequate access to regular water supply services	Promote access to potable water supply in the District	Ensure 80% of the population have access to safe, reliable and sustainable water and sanitation services by end of 2029	Improve access to safe, reliable and sustainable water supply services	i. Accelerate the implementation of the water for all programme (SDG Target 6.1) ii. Set up mechanisms to support, encourage and promote water harvesting (SDG Target 6.a)	
Inadequate maintenance of facilities	Promote access to potable water supply in the District	Ensure 80% of the population have access to safe, reliable and sustainable water and sanitation services by end of 2029	Improve access to safe, reliable and sustainable water supply services	i. Accelerate the implementation of the water for all programme (SDG Target 6.1) ii. Ensure routine maintenance of water infrastructure	
Focus Area: Social Protection and Poverty Reduction					
Inequitable access to socio-economic incentives for PWDs	Promote the active participation and equal inclusion of PWDs in all dimensions of social and economic development	Provide a supportive and effective educational environment for PWDs yearly to ensure 20% enrolment yearly	Promote the active participation and equal inclusion of PWDs in all dimensions of social	Develop and implement productive social inclusion interventions to empower PWDs	Socio-Economic empowerment of the vulnerable group programme

Prioritized Issues	Goals	Objectives	Aligned National Objectives	Strategies	Development Programmes
			and economic development		
Inadequate support for specialised education for PWDs	Promote an all-inclusive education in the District	Provide a supportive and effective educational environment for PWDs yearly to ensure 20% enrolment yearly	Promote the active participation and equal inclusion of PWDs in all dimensions of social and economic development	Implement viable and sustainable economic livelihood schemes for vulnerable people 9SDG Target 1.4, 2.3, 14.b)	
Limited access to quality inclusive education for PWDs	Promote an all-inclusive education in the District	Provide a supportive and effective educational environment for PWDs yearly to ensure 20% enrolment yearly	Promote special, inclusive, and lifelong education learning for all	Expand and improve technical and vocational training and skills development programmes and improve financial access of PLWD	
Inadequate and limited coverage of social protection programmes for vulnerable groups	Promote the active participation and equal inclusion of PWDs in all dimensions of social and economic development	Expand the reach and effectiveness of 80% of social protection programs yearly	Strengthen social protection for the vulnerable	Implement the CLASS Scheme alongside the LEAP cash grant for sustainable income earning opportunities (SDG Targets (8.10, 9.3)	
Inadequate shelters for all categories of abused persons	Increase the protection of children and the vulnerable groups	Provide adequate shelter homes for children and the vulnerable groups by end of 2026	Strengthen social protection for the vulnerable	Establish a well-resourced and improve existing shelters for all categories of abused persons (SDG Target 11.1)	
High unemployment rate among PWDs	Promote the active participation and equal inclusion of PWDs in all dimensions of social and economic development	Reduce unemployment by 30% yearly in the District	Promote the active participation and equal inclusion of PWDs in all dimensions of social and economic development	<ul style="list-style-type: none"> i. Promote the effective implementation, monitoring and evaluation of the disbursement of 3% District Assemblies Common Fund to PWDs ii. Implement the CLASS scheme alongside the LEAP cash grant for sustainable income earning opportunities (SDG Target: 8.10, 9.3) 	

Prioritized Issues	Goals	Objectives	Aligned National Objectives	Strategies	Development Programmes
Inadequate and limited coverage of social protection programmes for vulnerable groups	Promote the active participation and equal inclusion of PWDs in all dimensions of social and economic development	Provide a supportive and effective educational environment for PWDs yearly to ensure 20% enrolment yearly	Strengthen social protection for the vulnerable	<ul style="list-style-type: none"> i. Implement the CLASS scheme alongside the LEAP cash grant for sustainable income earning opportunities (SDG Targets 8.10, 9.3) ii. Create decent jobs by promoting entrepreneurship, value chains and labour intensive programs, with a focus on youth, women and PWDs (SDG Targets 5.1, 8.3, 8.5, 10.3, 12.b) 	
Increasing incidence of poverty	Reduce poverty rate in the District	Reduce the poverty rate by 20% and improve the standard of living for residents in the District yearly	Strengthen social protection for the vulnerable	<ul style="list-style-type: none"> i. Implement skills training programs that lead to employment ii. Support the growth of small businesses and create jobs iii. Provide financial assistance and social safety nets for the most vulnerable 	
Focus Area: Youth Development					
High unemployment, underemployment and vulnerable employment among the youth	Promote the active participation and equal inclusion in all dimensions of social and economic development	Reduce unemployment by 30% yearly in the District	Promote effective participation of the youth in socioeconomic development	Develop and implement youth and entrepreneurship programmes such as National Apprenticeship, One million coders and Adwumawura programmes (SDG Targets 4.4, 8.6)	Socio-economic empowerment of youth and women programme
Limited access to start-up capital and productive resources	Promote financial literacy for access to the financial market	Build the capacity of 50% of the youth on financial literacy yearly	Promote effective participation of the youth in socioeconomic development	Facilitate entrepreneurial and business development training programmes	
Lack of recreational site/centers	Promote the improvement of sports and recreational infrastructure for all	Enhance sports and recreational infrastructure	Enhance sports and recreational infrastructure for all	<ul style="list-style-type: none"> i. Develop and maintain para-sports and disability friendly recreational infrastructure ii. Support the development of infrastructure and spaces such as community parks to 	

Prioritized Issues	Goals	Objectives	Aligned National Objectives	Strategies	Development Programmes
				facilitate physical activities and foster fitness culture	
Focus Area: Employment and Decent Work					
Low level of Technical and Vocational skills	Promote schemes that support skills training, internship, and modern apprenticeship	Enhance skills of the youth through quarterly skills training programs yearly	Improve human capital development and management	i. Strengthen and promote schemes that support skills training, internship, and modern apprenticeship (SDG Targets 4.4, 8.3, 8.6) ii. Expand youth employment through partnerships, skills training and entrepreneurship support (SDG Targets 8.3, 9.2)	Unemployment reduction programme
Inadequate integration of social protection and employment services	Promote job creation and decent work in the District	Enhance skills of the youth through quarterly skills training programs yearly	Promote job creation and decent work	Integrate employment services with social protection programmes to enhance livelihoods and reduce vulnerabilities (SDG Targets 4.4, 8.3, 10.4)	
Focus Area: Ageing and Functionality					
High incidence of poverty among the aged	Develop targeted interventions for vulnerable and marginalized groups	Promote 60% coverage of the aged in all social protection programs in the District yearly	Enhance the wellbeing and inclusion of the aged in national development	Execute targeted interventions to safeguard the economic security and financial independence of elderly (SDG Targets 1.1, 1.2, 1.3, 1.4, 1.b, 10.2, 16.6)	Socio-economic empowerment of the aged programme
Low coverage of the aged to financial support/grants	Develop targeted interventions for vulnerable and marginalized groups	Promote 60% coverage of the aged in all social protection programs in the District yearly	Enhance the wellbeing and inclusion of the aged in national development	Execute targeted interventions to safeguard the economic security and financial independence of elderly (SDG Targets 1.1, 1.2, 1.3, 1.4, 1.b, 10.2, 16.6)	
Dimension/Thematic: Environment and Human Settlement Development					
Focus Area: Protected Areas					

Prioritized Issues	Goals	Objectives	Aligned National Objectives	Strategies	Development Programmes
Increasing forest degradation of protected areas	Protect and improve the quality of the District's environmental resources	Reduce forest degradation by 30% yearly in the District	Safeguard forest and protected areas	Ensure restoration of degraded areas within and outside forest reserves (SDG Targets 15.2, 15.3) (AU Target A1 G7 P2 T2)	Environmental sustainability programme
Heavy deforestation and illegal mining causing biodiversity loss	Protect and improve the quality of the District's environmental resources	Reduce forest degradation by 30% yearly in the District	Promote sustainable use of forest resource	Ensure restoration of degraded areas within and outside forest reserves (SDG Targets 15.2, 15.3) (AU Target A1 G7 P2 T2)	
Increasing loss of endangered species	Protect and improve the quality of the District's environmental resources	Reduce forest degradation by 30% yearly in the District	Safeguard forest and protected areas	Map and assign conservation status through bye-laws to mangrove forests, wetlands and sensitive marine areas (SDG Targets 14.1, 14.2, 14.3, 14.5, 15.9) (AU Targets A1, G7, P1, T2)	
Illegal logging	Protect and improve the quality of the District's environmental resources	Reduce forest degradation by 30% yearly in the District	Safeguard forest and protected areas	Promote alternative sources of livelihood for forest fringe communities (SDG Target 15.c) (AU Targets A1, G7, P3 T2)	
Focus Area: Water resource management					
Pollution of water resources	Protect and improve the quality of the District's water resources	Safeguard and improve the quality of the district's water resources by 35% yearly in the District	Promote sustainable water resources development and management	Integrate water resources planning in sub-national development planning (SDG Targets 6.5, 15.9) (AU Target A1, G7, P4 T2)	Water Resource management programme
Poor agricultural practices which affect water quality	Protect and improve the quality of the District's water resources	Safeguard and improve the quality of the district's water resources by 35% yearly in the District	Promote sustainable water resources development and management	Integrate water resources planning in sub-national development planning (AU Targets 6.5, 15.9) (AU Target A1 G7 P4 T2)	
Focus Area: Environmental pollution					
Increasing air, soil and noise pollution	Promote the reduction of all forms of pollution to create a healthier living environment	Promote the reduction of all forms of pollution to 10% to create a healthier living environment in the District by 2026	Reduce Environmental pollution	Intensify public education on indiscriminate disposal of waste (SDG Targets 11.6) (SDG Targets 3.9, 6.3, 16.b) (AU Target A1, G7, P4, T1)	Pollution mitigation programme

Prioritized Issues	Goals	Objectives	Aligned National Objectives	Strategies	Development Programmes
Inadequate skip containers	Promote the reduction of all forms of pollution to create a healthier living environment	Promote the reduction of all forms of pollution to 10% to create a healthier living environment in the District by 2026	Reduce Environmental pollution	Intensify public education on indiscriminate disposal of waste (SDG Targets 11.6) (SDG Targets 3.9, 6.3, 16.b) (AU Target A1, G7, P4, T1)	
Inadequate final disposal sites	Promote the reduction of all forms of pollution to create a healthier living environment	Promote the reduction of all forms of pollution to 10% to create a healthier living environment in the District by 2026	Reduce Environmental pollution	Intensify public education on indiscriminate disposal of waste (SDG Targets 11.6) (SDG Targets 3.9, 6.3, 16.b) (AU Target A1, G7, P4, T1)	
Focus Area: Deforestation, Desertification and Soil Erosion					
High rate of forest loss	Protect and improve the quality of the District's environmental resources	Reduce forest degradation by 30% yearly in the District	Combat deforestation, desertification and soil erosion	Strengthen the collaboration among DA, CSOs, NGOs and Traditional Authorities and other relevant stakeholders in combating deforestation	Reforestation programme
Unregulated Nomadic Herdsmen activities	Protect and improve the quality of the District's environmental resources	Regulate the entry of Nomadic herdsmen and register all kraals in the District with Chiefs yearly	Regulate and manage the activities of nomadic herdsmen to prevent conflicts and environmental damage	Strengthen the collaboration among DA, CSOs, NGOs and other relevant stakeholders in combating deforestation (SDG Targets 15.2, 15.3, 15.5, 15.9) (AU Target A Target A1 G7 P2 T2)	
High incidence of wildfires	Protect and improve the quality of the District's environmental resources	Intensify campaign activities on wildfires by 90% community coverage yearly	Safeguard and restore forests and protected areas	Strengthen the collaboration among DA, CSOs, NGOs and other relevant stakeholders in combating deforestation (SDG Targets 15.2, 15.3, 15.5, 15.9) (AU Target A Target A1 G7 P2 T2)	

Prioritized Issues	Goals	Objectives	Aligned National Objectives	Strategies	Development Programmes
Indiscriminate and illegal use of weedicides and pesticides	Protect and improve the quality of the District's environmental resources	Education of 10 commodity based organizations (CBOs) on proper use of weedicides yearly	Combat deforestation, desertification and soil erosion	Improve incentives and other measures to encourage users of environmental resources to adopt less exploitative and non-degrading practices in agriculture particularly the indiscriminate use of agro-chemicals (SDG Targets 15.1, 15.2, 15.3) (AU Targets A1 G7 P2 T2)	
Focus Area: Climate Variability and Change					
Poor ownership of climate change interventions at the local level	Enhance climate change resilience	Ensure 80% sustainability rate of climate change resilient programs in the District	Enhance climate change resilience	Promote climate-smart agriculture (SDG Targets 2.4, 16.6) (AU Targets A1 G7 P4 T2)	Climate change mitigation programme
Unpredictable rainfall patterns	Promote climate change adaptability and irrigation schemes	Ensure 80% sustainability rate of climate change resilient programs in the District	Enhance climate change resilience	Accelerate implementation of Ghana REDD+ Strategy (Accelerate implementation of Ghana REDD+ Strategy (2016-2035) (SDG Targets 11.7, 13a, 16.6) (AU Target A1 G7 P4 T2) 2016-2035)	
Focus Area: Transport: Rail, Air and Water					
Poor road condition and network	Improve efficiency and effectiveness of road transport infrastructure and services	Improve efficiency and effectiveness of 80% of road transport infrastructure and services in the District by end of 2029	Improve efficiency and effectiveness of road transport infrastructure and services	Expand and maintain road transport infrastructure (SDG Target 9.1,11.2) (AU Target A2 G10 P1 T1 & 2)	District Road Improvement Programme
Poor road maintenance/rehabilitation culture	Improve efficiency and effectiveness of road transport infrastructure and services	Improve efficiency and effectiveness of 80% of road transport infrastructure and services in the District by end of 2029	Improve efficiency and effectiveness of road transport infrastructure and services	Enhance maintenance and management practices for all road sectors (SDG Target 9.1, 11.2) (AU Target A2 G10 P1, T1 & 2)	

Prioritized Issues	Goals	Objectives	Aligned National Objectives	Strategies	Development Programmes
Poor road user behaviour	Enhance safety and security for all categories of road users	Improve efficiency and effectiveness of 80% of road transport infrastructure and services in the District by end of 2029	Enhance safety and security for all categories of road users	Step up public education for all categories of roads users	
Focus Area: Information and Communication Technology Development					
Poor Quality of Services (QoS) and Quality of Experience (QoE) in ICT	Promote access to quality communication services in the District	Facilitate 80% network coverage in the District By end of 2029	Enhance application of ICT in national development	Improve the quality of ICT services, especially internet and telephony (SDG Target 9.c) AU Target A2 G10 P1 T5)	Information, Communication and Technology improvement programme
Focus Area: Energy and Petroleum					
Inadequate supply of electricity and meters	Promote an efficient transmission and distribution system in the District	Promote an efficient transmission and distribution system of the national grid to 90% of communities in the District by end of 2029	Promote an efficient transmission and distribution system	Modernise and expand transmission and distribution networks to reduce inefficiencies in energy supply (SDG Targets 7.3, 7.a, 7.b) (AU Target A1 G7 P6 T2)	Energy enhancement programme
Unstable power supply	Promote an efficient transmission and distribution system in the District	Promote an efficient transmission and distribution system of the national grid to 90% of communities in the District by end of 2029	Promote an efficient transmission and distribution system	Review the Self-Help Electrification Project (SHEP) and use means testing approaches to enable the poor to connect to the national grid (SDG Targets 1.4, 7.1) (AU Target A1 G7 P6 T2)	
High dependence on wood fuel	Promote access to clean and affordable energy to reduce dependency on wood fuel in the District	Facilitate the provision of alternative source of energy for communities by end of 2027	Enhance access to clean and affordable energy	Facilitate universal access to adequate, reliable and cost-effective petroleum products such as liquefied petroleum gas (LPG) (SDG Target 7.1)	
Focus Area: Human Settlement Development					
Inadequate spatial plans (SDFs, SPs & LPs)	Accelerate the preparation , revision and implementation of spatial plans	Ensure the development of 5 spatial and sector plans for 5 major communities yearly	Promote sustainable spatially integrated development of human settlements	Accelerate the preparation , revision and implementation of spatial plans (SDG Targets 11.3, 11.7, 11.a) (AU Target A1 G1 P4 T1)	Spatial planning improvement programme

Prioritized Issues	Goals	Objectives	Aligned National Objectives	Strategies	Development Programmes
Weak enforcement of building regulations	Accelerate the preparation , revision and implementation of spatial plans	Enforcement compliance to building control laws in the District every year	Promote sustainable spatially integrated development of human settlements	i. Enhance capacity for spatial planning in RCCs and MMDAs (SDG Targets 11.3, 11.a, 11.b) (AU Target A1 G1 P4 T1) ii. Enforce building codes and standards at all levels (SDG Targets 11.3, 11.a, 11.b) (AU Target A1 G1 P4 T1)	
Non-compliance with zoning regulations and planning standards	Accelerate the preparation , revision and implementation of spatial plans	Enforcement compliance to building control laws in the District every year	Promote sustainable spatially integrated development of human settlements	Review and implement the zoning guidelines and planning standards (SDG Targets 11.3, 11.a, 11.b) (AU Target A1 G1 P4 T1)	
Incomplete street naming and property addressing system	Promote sustainable spatially integrated development of human settlements	Promote the completion of street naming and property addressing system 30% yearly	Promote sustainable spatially integrated development of human settlements	Intensify street naming and property addressing system	
Focus Area: Infrastructure maintenance					
Inadequate maintenance of facilities	Promote the maintenance of critical infrastructure in the District	Promote the maintenance of 80% of critical infrastructure in the District yearly	Improve effective maintenance culture	Institute a robust maintenance scheme including financing for critical infrastructure (SDG Targets 9.a, 11.2) (AU Target A1 G4 P2&3 T3)	Infrastructure maintenance programme
Poor access to farm roads	Promote the maintenance of critical infrastructure in the District	Promote the maintenance of 80% of critical infrastructure in the District yearly	Improve effective maintenance culture	i. Institute a robust maintenance scheme including financing for critical infrastructure. (SDG Targets 9.a, 11.2) (AU Target A1 G4 P2&3 T3) ii. Develop asset register on infrastructure conditions (SDG Targets 9.a, 11.2) (AU Target A1 G4 P2&3 T3)	
Governance and Institutional Development					

Prioritized Issues	Goals	Objectives	Aligned National Objectives	Strategies	Development Programmes
Focus Area: Deepening Democratic Governance					
Weak implementation of planning and budgeting at national, regional, and district levels	Promote effective budgeting, monitoring and evaluation of programmes in the District	Ensure 100% compliance to planning and Budgeting guidelines yearly	Strengthen democratic governance	Promotion of effective budgeting, monitoring and evaluation programmes	Effective budgeting, monitoring and evaluation programme
Focus Area: Local Governance and Decentralization					
Weak revenue generating capacity	Improve fiscal resource mobilization and management	Ensure 90% implementation of RIAP to attain financial autonomy by end of 2029	Strengthen fiscal decentralization	Identify new and untapped sources of revenue	
Overreliance on District Assemblies Common Fund	Improve fiscal resource mobilization and management	Ensure 90% implementation of RIAP to attain financial autonomy by end of 2029	Strengthen fiscal decentralization	Develop and implement a strategy for attracting private sector investment	
Focus Area: Public Accountability					
Limited demand for accountability at the local level	Deepen transparency and public accountability through communication	Organize 4 accountability series yearly	Deepen transparency and public accountability	i. Enhance participatory budgeting, revenue, and expenditure tracking at all levels ii. Promote public interest in performance monitoring reports of public institutions through targeted campaigns	Public accountability programme
Focus Area: Development Communication					
Limited resources including funding for development communication	Improve public access to development information	Organize 2 town hall and meet the press series yearly	Improve public access to development information	Strengthen communication strategies to enhance public understanding of government initiatives	Development communication programme
Focus Area: Public Institutional Reforms					
Limited training opportunities for public sector staff	Improve the competency and skills of staff of the public sector workers through in-service trainings in the District	Enhance the competency and skills of public sector workers on the use of digital platforms through in-service training yearly	Strengthen the effectiveness, accountability, and efficiency of public institutions	i. Enhance the competency and skills of public sector workers ii. Build trust and strengthen collaboration among public institutions to effectively deliver public good services	Knowledge based learning improvement programme

Prioritized Issues	Goals	Objectives	Aligned National Objectives	Strategies	Development Programmes
Ineffective use of digital platforms	Promote e-learning at all levels	Enhance the competency and skills of public sector workers on the use of digital platforms through in-service training yearly	Promote e-learning at all levels	i. Improve digital engagement and effective use of digital platforms ii. Invest in skills development programmes for the youth, to promote entrepreneurship, digital innovation, and job creation in emerging sectors (SDG Target 8.3, 9.2)	
Unutilized potential digital, ICT driven institutional development	Promote rapid development and deployment of ICT infrastructure at all levels	Enhance the competency and skills of public sector workers on the use of digital platforms through in-service training yearly	Leverage on digital development of institutions	i. Leverage on technology and digital platforms ii. Leverage digital solutions & technology	
Focus Area: Civil Society and Civic Engagement					
Low engagement of traditional authorities and youth in civic activities	Promote civic and society engagement in development	Promote 100% engagement of civil society in all developmental activities by end of 2026	Promote civic and society engagement in development	Promote educational programs on civil rights and responsibilities	Empowerment of civil society in development programme
Political polarization of civic engagement	Promote civic and society engagement in development	Promote 100% engagement of civil society in all developmental activities by end of 2026	Promote civic and society engagement in development	Increase civic participation among traditional authorities and youth	
Focus Area: Security and Public Safety					
Police-citizen ratio below UN standard	Improve the effectiveness of the security services to reduce crime incidence in the District	Reduce the incidence of crime by 75% by the end of 2029	Enhance public safety and security	Strengthen community policing and trust in law enforcement	Security improvement programme
Inadequate logistics for the security services	Improve the effectiveness of the security services to reduce crime incidence in the District	Reduce the incidence of crime by 75% by the end of 2029	Enhance public safety and security	Intensify public education campaigns on safety and crime prevention	
High incidence of robbery	Improve the effectiveness of the security services to reduce crime incidence in the District	Reduce the incidence of crime by 75% by the end of 2029	Enhance public safety and security	Intensify public education campaigns on safety and crime prevention	

Spatial Development Framework and Land Use Structure

The Spatial Development Map of Pru West District provides a visual representation of the current and proposed spatial organization of settlements, economic activities, infrastructure, and environmental resources within the district. It identifies growth nodes such as Buipe and other emerging settlements as service and economic hubs, guiding the orderly distribution of population, social services, and commercial activities. The map also delineates transportation corridors, utility networks, and areas earmarked for industrial, agricultural, and residential development to support balanced territorial growth.

In addition, the spatial development map highlights environmentally sensitive areas, including the Volta Lake shoreline, wetlands, and forested zones, to ensure their protection and sustainable use. It serves as a strategic planning tool to coordinate public and private investments, reduce land-use conflicts, enhance connectivity between communities, and promote climate-resilient and inclusive development in line with the district’s Medium-Term Development Plan objectives (2026–2029).

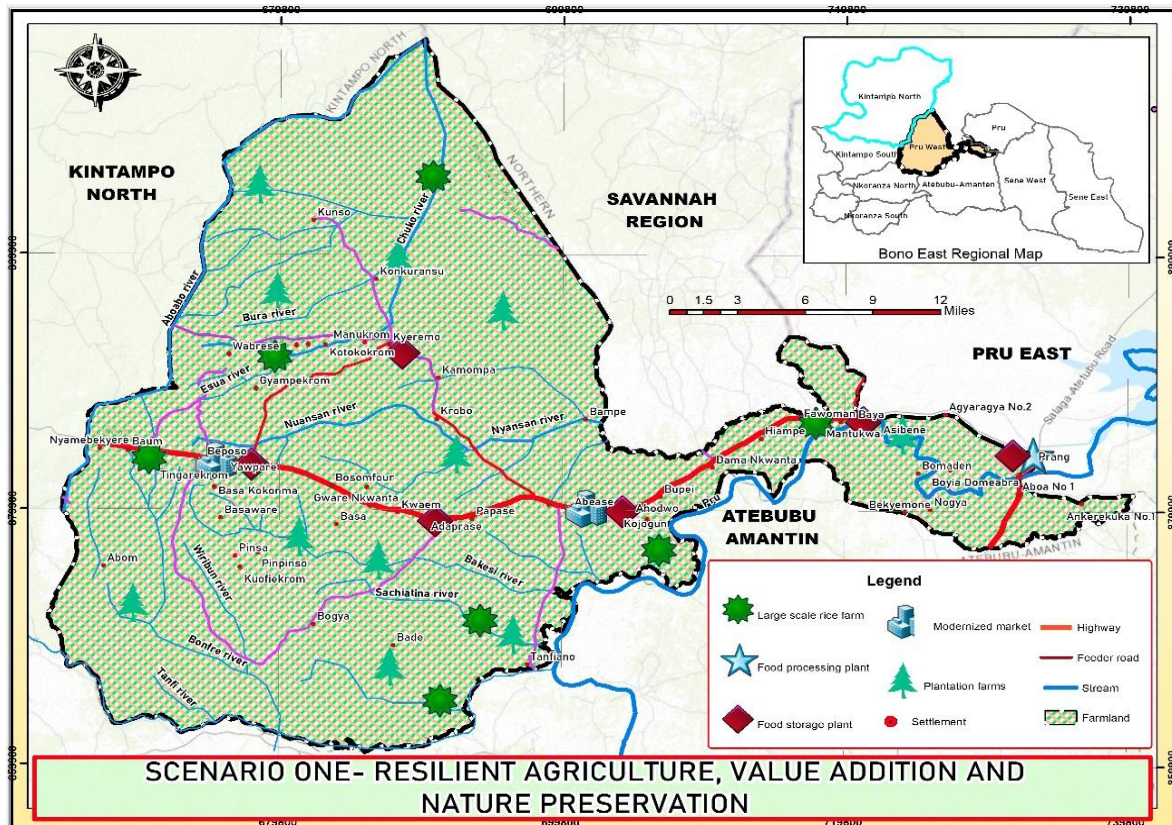


Figure 10 SDF of Pru West

CHAPTER FIVE

COMPOSITE DEVELOPMENT PROGRAMMES

5.0 INTRODUCTION

This section of the plan covers programmes and interventions necessary for addressing the sustainable prioritized issues in the district. The chapter includes Programmes of Action (POA) which will lead to achieving the adopted goals and objectives from the NDPC development 2026-2029 in accordance with section 2 of L.I 2232 (2016), and chapter four of the NDPC 2026-2029 planning guidelines.

5.1 Methodologies for the Costing of Programmes and Sub-programmes

Costing of all programmes and sub-programmes was based on a number of factors. These include the following.

- Historical cost analysis
- Trend analysis
- Projections based on inflationary rates of materials

Reference was also made to the PPA website to determine cost of respective works, goods and services to determine total cost under each programme and sub-programme.

In some cases, the current market value of each of the activities were considered and summed up to determine the total cost for some of the programmes.

5.2 Assumptions

The implementation of the various programmes and sub-programmes are based on the following assumptions:

- ❖ Stability of prices of inputs (stable inflation rate)
- ❖ Availability of funds for development
- ❖ Continued flow of donor support
- ❖ Timely release of central government funds
- ❖ Assembly's ability to qualify for DPAT each year

- ❖ Stability in the growth of population

5.2 Formulation of Programmes

Programme refers to a set of related activities to achieve a common objective or goal. It may refer to a grouped set of capital investment activities (e.g. improving quality of education programme), or to a specific initiative (e.g. a school feeding programme).

5.3 Programme Financing

Programme financing for the DMTDP assessed the district's fiscal capacity; identifying internal and external revenue sources; and matching these resources to specific programmes, and projects as per the NDPC guidelines for 2026-2029 DMTDP. Major funding streams include Internally Generated Funds (IGF), District Assemblies Common Fund (DACF), District Common Fund - Responsive Factor Grant (DACF-RFG), Government of Ghana budgetary allocations, donor funding, NGO support, public-private partnerships (PPP), and projects under the Central Government's flagship initiatives.

The aim is to ensure efficient resource allocation, value for money, and predictable funding flows for the implementation of district development priorities. Effective programme financing also enhances transparency, accountability, and financial sustainability in local governance, enabling districts to deliver improved services and accelerate socio-economic development.

Table 5.1 Programme of Action

	Development Programme	Time Frame				Cost				Programme Status		Implementation Institution/Department	
		2026	2027	2028	2029	GoG	DACF	IGF	Others (Specify)	New	Ongoing	Lead	Collaborating
1	Development of local industry programme	X	X	X	X	21,500.00	43,000.00	8,600.00		X		NBSSI	DA
2	Trade promotion programme	X	X	X	X	251,450.00	21,691,200		1,750,000.00		X	NBSSI	DA
3	Private sector enhancement programme	X	X	X	X	28,500.00	7,700.00			X		NBSSI	DA
4	Agricultural sustainability Programme	X	X	X	X	1,312,700.00	500,800.00				X	MoFA	DA
5	Livestock and poultry development programme	X	X	X	X	43,000.00	139,000.00				X	MoFA	DA
6	Fisheries and aquaculture development programme	X	X	X	X	66,000.00	16,500.00			X		MoFA	FD
7	Tourism promotion programme	X	X	X	X		860,000.00				X	MoTCA	DA
8	Population management programme	X	X	X	X	63,000.00	10,600.00				X	SWCD	DA
9	Health promotion programme	X	X	X	X	531,865.00	17,220,300.00				X	GHS	DA
10	Nutrition improvement programme	X	X	X	X	102,500.00	10,700.00			X		GHS	DA
11	Quality Education enhancement programme	X	X	X	X	2,269,650.00	34,641,000.00		3,700,000.00		X	DDE	DA
12	Water and sanitation improvement programme	X	X	X	X	13,257,000.00	24,380,400.00				X	DEHU	DA
13	Socio-Economic empowerment of the vulnerable group programme	X	X	X	X	1,618,500.00	2,035,500.00			X		SWCD	DA
14	Socio-economic empowerment of youth and women programme	X	X	X	X		86,000.00			X		YEA	DA

	Development Programme	Time Frame				Cost				Programme Status		Implementation Institution/Department	
		2026	2027	2028	2029	GoG	DACF	IGF	Others (Specify)	New	Ongoing	Lead	Collaborating
15	Socio-economic empowerment of the aged programme	X	X	X	X		660,000.00				X	SWCD	DA
16	Unemployment reduction programme	X	X	X	X		93,000			X		SWCD	DA
17	Forest conservation programme	X	X	X	X	1,905,000.00	86,000.00				X	FC	DA
18	Water Resource management programme	X	X	X	X	67,600.00	17,200.00			X		FC	DA
19	Pollution mitigation programme	X	X	X	X	17,200.00	7,474,000.00			X		DEHU	DA
20	Reforestation programme	X	X	X	X	450,000.00	250,000.00				X	FC	DA
21	Climate change mitigation programme	X	X	X	X	800,000.00	1,200,000.00			X	X	FC	DA
22	Energy enhancement programme	X	X	X	X		1,675,000.00			X		DWD	MoE
23	District Road Improvement Programme (DRIP)	X	X	X	X	8,680,000.00	2,854,000.00				X	DRIP Secretariat	DA
24	Transport improvement programme	X	X	X	X	405,678.00	1,200,000.00		69,322.00		X	DWD	DA
25	Information, Communication and Technology improvement programme	X	X	X	X	205,000.00				X		GIFEC	DA
26	Effective budgeting, monitoring and evaluation programme	X	X	X	X		130,000.00				X	DPCU	DA
27	Revenue improvement programme	X	X	X	X		163,000.00				X	DA	Revenue staff
28	Spatial planning improvement and disaster management programme	X	X	X	X	70,000.00	695,500.00				X	PPD	DA

	Development Programme	Time Frame				Cost				Programme Status		Implementation Institution/Department	
		2026	2027	2028	2029	GoG	DACF	IGF	Others (Specify)	New	Ongoing	Lead	Collaborating
29	Governance and Public Accountability programme	X	X	X	X	10,886,000	17,158,200.00		1,600,000.00		X	DA	DA
30	Development communication programme	X	X	X	X		498,000.00				X	DA	DA
31	Knowledge-based learning improvement programme	X	X	X	X		507,000.00			X		DA	Departments
32	Empowerment of civil society in development programme	X	X	X	X	50,000.00				X		DA	DA
33	Security improvement programme	X	X	X	X		140,000.00				X	Police Service	DA
34	Infrastructure maintenance programme	X	X	X	X	4,395,000.00					X	DWD	DA

Table 5.2: Programme Financing

	Development Programme	Programme Cost (A)	Expected Revenue and Funding Sources						Total (B)	Gap (C)=(B-A)
			GoG	IGF	DACF	DACF-RFG	DPs	Others (Specify)		
1	Development of local industry programme	73,100.00	17,500.00	22,000.00	20,500.00				60,000.00	-13,100.00
2	Trade promotion programme	21,942,650.00	2,469,650.00		13,185,620.00	302,000.00	5,984,780.00		21,942,050.00	-600.00
3	Private sector enhancement programme	36,200.00	25,000.00	5,000.00	6,200.00				36,200.00	0.00
4	Agricultural sustainability Programme	1,813,500.00	860,789.00		500,800.00		45,650.00		1,407,239.00	-406,261.00
5	Livestock and poultry development programme	182,000.00	48,000.00		100,000.00				148,000.00	-34,000.00
6	Fisheries and aquaculture development programme	82,500.00	56,000.00		4,000.00				60,000.00	-22,500.00
7	Tourism promotion programme	860,000.00			90,000.00	360,780.00	400,000.00		850,780.00	-9,220.00
8	Population management programme	73,600.00	45,500.00		9,500.00				55,000.00	-18,600.00
9	Health promotion programme	17,752,165.00	560,870.00		7,856,789.00	8,990,780.00			17,408,439.00	-343,726.00
10	Nutrition improvement programme	113,200.00	57,800.00		10,500.00				68,300.00	-44,900.00
11	Quality Education enhancement programme	36,910,650.00	657,890.00		22,890,786.00	12,897,567.00			36,446,243.00	-464,407.00
12	Water and sanitation improvement programme	37,637,400.00	890,700.00		25,789,456.00	8,967,890.00			35,648,046.00	1,989,354.00
13	Socio-Economic empowerment of the	3,654,000.00	456,789.00		3,197,211.00				3,654,000.00	0.00

	Development Programme	Programme Cost (A)	Expected Revenue and Funding Sources					Total (B)	Gap (C)=(B-A)
			GoG	IGF	DACF	DACF-RFG	DPs		
	vulnerable group programme								
14	Socio-economic empowerment of youth and women programme	86,000.00			86,000.00			86,000.00	0.00
15	Socio-economic empowerment of the aged programme	660,000.00			660,000.00			660,000.00	0.00
16	Unemployment reduction programme	93,000.00			93,000.00			93,000.00	0.00
17	Forest conservation programme	1,991,000.00	678,450.00		1,000,000.00	156,789.00		1,835,239.00	-155,761.00
18	Water Resource management programme	84,800.00	45,890.00	4,500.00	15,000.00			65,390.00	-19,410.00
19	Pollution mitigation programme	7,491,200.00	150,000.00		2,840,000.00	3,956,789.00		6,946,789.00	-544,411.00
20	Reforestation programme	700,000.00	500,000.00		50,000.00	134,000.00		684,000.00	-16,000.00
21	Climate change mitigation programme	800,000.00	550,000.00		50,000.00	150,000.00		750,000.00	-50,000.00
22	Energy enhancement programme	1,657,000.00	800,000.00		600,000.00		200,000.00	1,600,000.00	-57,000.00
23	District Road Improvement Programme (DRIP)	11,534,000.00	5,067,890.00		5,678,767.00			10,746,657.00	-787,343.00
24	Transport improvement programme	1,675,000.00	405,678.00		1,200,000.00	50,000.00		1,655,678.00	-19,322.00
25	Information, Communication and Technology improvement programme	205,000.00	200,000.00		5,000.00			205,000.00	0.00

	Development Programme	Programme Cost (A)	Expected Revenue and Funding Sources						Total (B)	Gap (C)=(B-A)
			GoG	IGF	DACF	DACF-RFG	DPs	Others (Specify)		
26	Effective budgeting, monitoring and evaluation programme	130,000.00	30,000.00		100,000.00				130,000.00	0.00
27	Revenue improvement programme	163,000.00	64,000.00		89,000.00	10,000.00			163,000.00	0.00
28	Spatial planning improvement and disaster management programme	765,500.00	245,678.00		456,789.00				702,467.00	-63,033.00
29	Governance and Public Accountability programme	28,044,200.00	4,657,865.00		14,566,789.00	4,023,000.00	1,500,000.00		24,747,654.00	-3,296,546.00
30	Development communication programme	498,000.00	98,000.00		400,000.00				498,000.00	0.00
31	Knowledge based learning improvement	507,000.00	450,000.00		57,000.00				507,000.00	0.00
32	Empowerment of civil society in development programme	50,000.00	20,000.00		30,000.00				50,000.00	0.00
33	Security improvement programme	140,000.00	20,000.00		80,000.00				100,000.00	-40,000.00
34	Infrastructure maintenance programme	4,395,000.00			3,988,000.00		407,000.00		4,395,000.00	0.00
	Total cost	182,800,665.00	20,129,939.00	31,500.00	105,706,707.00	39,999,595.00	8,537,430.00	-	174,405,171.00	8,395,494.00

5.4 Financing Strategy for Programme Implementation DMTDP (2026–2029)

A well-functioning financing framework is critical for achieving the objectives of the District Medium-Term Development Plan (2026–2029). The total estimated cost of programme implementation amounts to One Hundred and Eighty-Two Million, Eight Hundred Thousand, Six Hundred and Sixty-Five Ghana Cedis (**GHS 182,800,665.00**), against an expected resource envelope of One Hundred and Sixty-Nine Million, Eight Hundred Thousand, Five Hundred and Fourteen Ghana Cedis (**GHS 169,800,514.00**), leaving a financing gap of Twelve Million, Nine Hundred and Thirty-Two Thousand Nine Hundred and Fifty-One Ghana Cedis (**GHS 12,932,151.00**). To bridge this gap and ensure full implementation of the planned interventions, the District will pursue a multi-dimensional and innovative financing strategy that combines strengthened domestic revenue mobilization, improved access to intergovernmental fiscal transfers, deeper engagement with development partners, private sector participation, and enhanced expenditure efficiency.

This financing strategy provides a roadmap for mobilizing, allocating, and efficiently utilizing financial resources to achieve the goals of the District Medium-Term Development Plan (2026–2029).

a. Strengthening Domestic Resource Mobilization

Domestic revenue will remain a central pillar of the district’s financing approach. The District will pursue aggressive reforms to expand and secure Internally Generated Funds (IGF) through improved efficiency, automation, and widening of the revenue base.

Key interventions include:

- i. Digitization of IGF processes, including electronic billing, mobile money payment, and electronic receipting to reduce leakages and improve accountability.
- ii. Comprehensive updating of the rateable items’ database, targeting property rates, business operating permits, building permits, and market tolls.
- iii. Strengthening of new revenue instruments such as environmental fines and localized tourism levies.
- iv. Optimizing the use of public assets, such as renting district facilities and equipment to generate non-tax revenue.

When these interventions are properly programmed and implemented will significantly improve the Internally Generated Funds (IGF) performance of the District to finance the programme financing gap.

b. Maximizing Intergovernmental Fiscal Transfers

Given the district’s reliance on central government transfers, especially the DACF and the DACF linked Responsive Factor Grant (RFG), targeted strategies will be implemented to maximize inflows.

This will trigger actions which include the strengthening of compliance with District Performance Assessment Tool (DPAT) indicators through improved planning, budgeting, procurement, data

management, and monitoring & evaluation. It will also include coherent and coordinated management for the implementation of activities across departments and sectors within the District.

Indeed, the continuous draw in the basket of beneficiaries of this grant through performance will offer the District a great opportunity to finance its programmes.

c. Deepening Partnerships with Development Partners

The District will adopt a structured Development Partner (DP) engagement strategy to attract additional resources for priority sectors.

The District's engagement strategy will include:

- i. Identification of priority Development Partners aligned with sector thematic areas such as Economic Development, Social Development, Environment, infrastructure and Human Settlement and Governance and institutional Development.
- ii. Develop and submit comprehensive project proposals.
The District will develop proposals and submit to these Development Partners, when approved will bring in additional resources to fund the financing gaps through direct implementation of programmes or channeling resources through the Assembly for its programme financing.
- iii. Establish a District Donor Coordination Platform to improve harmonization and also foster transparency and accountability for Development Partners, programme beneficiaries and implementers.

d. Promoting Private Sector Participation and PPP Arrangements

Key Public Private Partnership focus areas include:

- i. Tourism development: this will focus on eco-tourism sites, cultural centers, recreational facilities.
The District has these potentials and need to be explored to inure benefit for its development notably, there is an undeveloped waterfall staring at the district to be tapped. There is a beautiful cultural heritage and citizens yearning for recreational facilities to boost their social activities. When private sector partnership is engaged in this sector will produce meaningful results to bridge the revenue gap
- ii. Agriculture and aquaculture: out grower schemes, agro-processing and aquaculture development stands a critical area for investment. This ignites the action of the Assembly to call in private investors in the areas of agro-processing, out grower schemes and aquaculture development to bring in some confidence these sectors for the actors along the value chain to rake some for the benefit of the District.

- iii. Waste management (compost plants, plastic recycling): this is another critical emerging area as the population of the Districts grows at an exponential rate generating several tons of waste compounding the waste management issue. The involvement private investors in this regard will focus on management and recycling of waste to bring in both IGF and clean environment to save huge chunk of money that goes into waste management, redirecting them to other crucial ventures closing the financing gap.
- iv. Urban infrastructure (lorry parks, markets): the economy of the District is growing and these facilities are crucial to form a bedrock for a formidable growth. Private partnership will draw benefits in monetary form for the programme financing.

e. Leveraging Community Contributions and Non-State Actors

The district will promote community contributions and partnerships with CSOs, NGOs, and the private sector to support programme implementation.

f. Accessing Innovative and Climate Financing

The district will explore mechanisms such as:

- Climate finance platforms such as the Green Climate Finance, Adaptation Fund, the Climate Investment Fund which provides loans, grants and equity investment for climate projects. Also, the bilateral climate finance such as the Ghana-Danish climate finance programme and the carbon markets platforms such as Ghana REDD+ will be a priority for exploration to secure funds for the climate change programme financing gap. District
- Green Bonds in partnership with local financial institutions to raise funds for environmentally friendly projects in the District.

g. Improving Expenditure Efficiency

Strategies include:

- i. Zero-based budgeting for non-essential expenditures.
This will ensure resources are directed to projects that are urgent to fill a developmental gap reducing waste and ensuring value for money.
- ii. Framework contracting and bulk procurement.
This will ensure efficiency, inflation free procurements and transportation cost which have the tendency of inflating project cost.
- iii. Stronger technical supervision and M&E to reduce project delays.
It will prevent delays leading to cost overruns and ensure project objectives are met which inure to the overall achievement of project goals

h. Programme Prioritization and Resource Sequencing

The District will prioritize programmes based on urgency, funding availability, impact potential, and alignment with national policies.

This will ensure judicious use of resources, value for money, waste reduction and redirecting the implementation of results oriented programme, leading to desired development that will anchor on local economic growth, social service delivery and an inclusive socio-economic wellbeing of the citizens.

5.5 Strategic Environmental Assessment (SEA)

Pru West DMTDP, SEA supports the integration of environmental considerations such as land degradation, deforestation, water resource management (including the Volta Lake and associated tributaries), climate change impacts, biodiversity conservation, and human settlement expansion into district development priorities. It ensures that development programmes in sectors such as agriculture, infrastructure, sanitation, energy, and spatial development are aligned with national environmental policies and Ghana’s Environmental Protection Agency (EPA) guidelines.

The SEA process enhances informed decision-making by promoting alternatives that minimize negative environmental impacts while maximizing social and economic benefits. It also facilitates stakeholder participation, improves inter-sectoral coordination, and strengthens compliance with environmental laws and sustainable development principles. Ultimately, the application of SEA in the preparation of the Pru West DMTDP ensures that development interventions are environmentally sound, socially inclusive, climate-resilient, and capable of sustaining livelihoods and natural resources over the medium term.

Table 5.3 Sustainability Test

CRITERIA-BASIC AIMS AND OBJECTIVES	INDICATORS	PERFORMANCE MEASURE
Activity (Facilitate the construction of 2No. 40 market sheds)		
EFFECTS ON NATURAL RESOURCES		
Protected Areas and Wildlife: should be conserved, and these resources should be enhanced where practical	Sensitive areas shown on maps	
Degraded Land: and areas vulnerable to degradation should be avoided. Already degraded land should be enhance	Vulnerable areas shown on maps	
Energy: The PPP should encourage efficient energy use, and maximize use of renewable rather than fossil fuels	Quantity and type of fuel/energy to be identified	
Pollution: discharges of pollutants and waste products to the atmosphere, water and land should be avoided or minimized	Quantity and type of pollutants and waste to be identified	
Use of Raw Materials: All raw materials should be used with maximum efficiency, and recycled where practical	Quantity and type of materials to be assessed	
Rivers and Water bodies: should retain their natural character	Minimum flows/water levels to be set	

CRITERIA-BASIC AIMS AND OBJECTIVES	INDICATORS	PERFORMANCE MEASURE
EFFECTS ON SOCIAL AND CULTURAL CONDITIONS		
Local Character: and cohesion of local communities should be maintained and enhanced where practical	Opinions of local communities to be assessed	
Health and Well-being: The PPP should benefit the work force, and local communities in terms of health and well-being, nutrition, shelter, education and cultural expression	Number of people exposed to water-borne disease, or lacking adequate food and shelter to be assessed	
Gender: The PPP should empower women	Number of women to be empowered	
Work for Local People: Priority should be given to providing jobs for local people and particularly women and young people	Number of people to be employed	
Participation: Active participation and involvement of local communities should be encouraged (especially vulnerable and excluded sections)	Level of participation proposed	
Access: of the poor to land should be improved	Number of the poor to be assisted	
Access: of the poor to water should be improved	Number of the poor to be assisted	
Access: of the poor to transport should be improved	Number of the poor to be assisted	
Sanitation: should be improved	Number of the poor to be assisted	
Equity: Adverse and beneficial impacts from development should be distributed equitably and should not discriminate against any groups, especially vulnerable and excluded persons	Number of the poor to benefit on equitable terms	
Vulnerability and Risk: of drought, bush fire, floods, crisis and conflicts and epidemics should be reduced	Occurrence to be noted and monitored	
EFFECTS ON THE ECONOMY		
Growth: The PPP should result in development that encourages strong and stable conditions of economic growth	Economic output to be evaluated	
Local materials and services: PPP should encourage use of raw materials and services from local industries where possible	Description of sources	
Local investment of capital: development should encourage the local retention of capital and the development of downstream industries, utilizing local raw materials, products and labour	Description of investment strategy	
INSTITUTIONAL ISSUES		
Adherence to democratic principles		
Human Rights		
Access to information		
Regulation/Compliance: PPP should ensure best practice and compliance with environmental/industry standards and guidelines		

CRITERIA-BASIC AIMS AND OBJECTIVES	INDICATORS	PERFORMANCE MEASURE
Activity (Construction of 4No. Model Markets in the district)		
CRITERIA-BASIC AIMS AND OBJECTIVES	INDICATORS	PERFORMANCE MEASURE
EFFECTS ON NATURAL RESOURCES		
Protected Areas and Wildlife: should be conserved, and these resources should be enhanced where practical	Sensitive areas shown on maps	
Degraded Land: and areas vulnerable to degradation should be avoided. Already degraded land should be enhance	Vulnerable areas shown on maps	
Energy: The PPP should encourage efficient energy use, and maximize use of renewable rather than fossil fuels	Quantity and type of fuel/energy to be identified	
Pollution: discharges of pollutants and waste products to the atmosphere, water and land should be avoided or minimized	Quantity and type of pollutants and waste to be identified	
Use of Raw Materials: All raw materials should be used with maximum efficiency, and recycled where practical	Quantity and type of materials to be assessed	
Rivers and Water bodies: should retain their natural character	Minimum flows/water levels to be set	
EFFECTS ON SOCIAL AND CULTURAL CONDITIONS		
Local Character: and cohesion of local communities should be maintained and enhanced where practical	Opinions of local communities to be assessed	
Health and Well-being: The PPP should benefit the work force, and local communities in terms of health and well-being, nutrition, shelter, education and cultural expression	Number of people exposed to water-borne disease, or lacking adequate food and shelter to be assessed	
Gender: The PPP should empower women	Number of women to be empowered	
Work for Local People: Priority should be given to providing jobs for local people and particularly women and young people	Number of people to be employed	
Participation: Active participation and involvement of local communities should be encouraged (especially vulnerable and excluded sections)	Level of participation proposed	
Access: of the poor to land should be improved	Number of the poor to be assisted	
Access: of the poor to water should be improved	Number of the poor to be assisted	
Access: of the poor to transport should be improved	Number of the poor to be assisted	
Sanitation: should be improved	Number of the poor to be assisted	
Equity: Adverse and beneficial impacts from development should be distributed equitably and should not discriminate against any groups, especially vulnerable and excluded persons	Number of the poor to benefit on equitable terms	

CRITERIA-BASIC AIMS AND OBJECTIVES	INDICATORS	PERFORMANCE MEASURE
Vulnerability and Risk: of drought, bush fire, floods, crisis and conflicts and epidemics should be reduced	Occurrence to be noted and monitored	
EFFECTS ON THE ECONOMY		
Growth: The PPP should result in development that encourages strong and stable conditions of economic growth	Economic output to be evaluated	
Local materials and services: PPP should encourage use of raw materials and services from local industries where possible	Description of sources	
Local investment of capital: development should encourage the local retention of capital and the development of downstream industries, utilizing local raw materials, products and labour	Description of investment strategy	
INSTITUTIONAL ISSUES		
Adherence to democratic principles		
Human Rights		
Access to information		
Regulation/Compliance: PPP should ensure best practice and compliance with environmental/industry standards and guidelines		
Activity: (Construction and completion of 12No. CHPS compounds)		
CRITERIA-BASIC AIMS AND OBJECTIVES	INDICATORS	PERFORMANCE MEASURE
EFFECTS ON NATURAL RESOURCES		
Protected Areas and Wildlife: should be conserved, and these resources should be enhanced where practical	Sensitive areas shown on maps	
Degraded Land: and areas vulnerable to degradation should be avoided. Already degraded land should be enhance	Vulnerable areas shown on maps	
Energy: The PPP should encourage efficient energy use, and maximize use of renewable rather than fossil fuels	Quantity and type of fuel/energy to be identified	
Pollution: discharges of pollutants and waste products to the atmosphere, water and land should be avoided or minimized	Quantity and type of pollutants and waste to be identified	
Use of Raw Materials: All raw materials should be used with maximum efficiency, and recycled where practical	Quantity and type of materials to be assessed	
Rivers and Water bodies: should retain their natural character	Minimum flows/water levels to be set	
EFFECTS ON SOCIAL AND CULTURAL CONDITIONS		
Local Character: and cohesion of local communities should be maintained and enhanced where practical	Opinions of local communities to be assessed	
Health and Well-being: The PPP should benefit the work force, and local communities in terms of health and well-being, nutrition, shelter, education and cultural expression	Number of people exposed to water-borne disease, or lacking adequate food and shelter to be assessed	

CRITERIA-BASIC AIMS AND OBJECTIVES	INDICATORS	PERFORMANCE MEASURE
Gender: The PPP should empower women	Number of women to be empowered	
Work for Local People: Priority should be given to providing jobs for local people and particularly women and young people	Number of people to be employed	
Participation: Active participation and involvement of local communities should be encouraged (especially vulnerable and excluded sections)	Level of participation proposed	
Access: of the poor to land should be improved	Number of the poor to be assisted	
Access: of the poor to water should be improved	Number of the poor to be assisted	
Access: of the poor to transport should be improved	Number of the poor to be assisted	
Sanitation: should be improved	Number of the poor to be assisted	
Equity: Adverse and beneficial impacts from development should be distributed equitably and should not discriminate against any groups, especially vulnerable and excluded persons	Number of the poor to benefit on equitable terms	
Vulnerability and Risk: of drought, bush fire, floods, crisis and conflicts and epidemics should be reduced	Occurrence to be noted and monitored	
EFFECTS ON THE ECONOMY		
Growth: The PPP should result in development that encourages strong and stable conditions of economic growth	Economic output to be evaluated	
Local materials and services: PPP should encourage use of raw materials and services from local industries where possible	Description of sources	
Local investment of capital: development should encourage the local retention of capital and the development of downstream industries, utilizing local raw materials, products and labour	Description of investment strategy	
INSTITUTIONAL ISSUES		
Adherence to democratic principles		
Human Rights		
Access to information		
Regulation/Compliance: PPP should ensure best practice and compliance with environmental/industry standards and guidelines		
Activity: (Construction of 3No. maternity blocks)		
CRITERIA-BASIC AIMS AND OBJECTIVES	INDICATORS	PERFORMANCE MEASURE
EFFECTS ON NATURAL RESOURCES		
Protected Areas and Wildlife: should be conserved, and these resources should be enhanced where practical	Sensitive areas shown on maps	

CRITERIA-BASIC AIMS AND OBJECTIVES	INDICATORS	PERFORMANCE MEASURE
Degraded Land: and areas vulnerable to degradation should be avoided. Already degraded land should be enhance	Vulnerable areas shown on maps	
Energy: The PPP should encourage efficient energy use, and maximize use of renewable rather than fossil fuels	Quantity and type of fuel/energy to be identified	
Pollution: discharges of pollutants and waste products to the atmosphere, water and land should be avoided or minimized	Quantity and type of pollutants and waste to be identified	
Use of Raw Materials: All raw materials should be used with maximum efficiency, and recycled where practical	Quantity and type of materials to be assessed	
Rivers and Water bodies: should retain their natural character	Minimum flows/water levels to be set	
EFFECTS ON SOCIAL AND CULTURAL CONDITIONS		
Local Character: and cohesion of local communities should be maintained and enhanced where practical	Opinions of local communities to be assessed	
Health and Well-being: The PPP should benefit the work force, and local communities in terms of health and well-being, nutrition, shelter, education and cultural expression	Number of people exposed to water-borne disease, or lacking adequate food and shelter to be assessed	
Gender: The PPP should empower women	Number of women to be empowered	
Work for Local People: Priority should be given to providing jobs for local people and particularly women and young people	Number of people to be employed	
Participation: Active participation and involvement of local communities should be encouraged (especially vulnerable and excluded sections)	Level of participation proposed	
Access: of the poor to land should be improved	Number of the poor to be assisted	
Access: of the poor to water should be improved	Number of the poor to be assisted	
Access: of the poor to transport should be improved	Number of the poor to be assisted	
Sanitation: should be improved	Number of the poor to be assisted	
Equity: Adverse and beneficial impacts from development should be distributed equitably and should not discriminate against any groups, especially vulnerable and excluded persons	Number of the poor to benefit on equitable terms	
Vulnerability and Risk: of drought, bush fire, floods, crisis and conflicts and epidemics should be reduced	Occurrence to be noted and monitored	
EFFECTS ON THE ECONOMY		
Growth: The PPP should result in development that encourages strong and stable conditions of economic growth	Economic output to be evaluated	

CRITERIA-BASIC AIMS AND OBJECTIVES	INDICATORS	PERFORMANCE MEASURE
Local materials and services: PPP should encourage use of raw materials and services from local industries where possible	Description of sources	
Local investment of capital: development should encourage the local retention of capital and the development of downstream industries, utilizing local raw materials, products and labour	Description of investment strategy	
INSTITUTIONAL ISSUES		
Adherence to democratic principles		
Human Rights		
Access to information		
Regulation/Compliance: PPP should ensure best practice and compliance with environmental/industry standards and guidelines		
Activity (Rehabilitation of 1No. Agric quarters)		
CRITERIA-BASIC AIMS AND OBJECTIVES	INDICATORS	PERFORMANCE MEASURE
EFFECTS ON NATURAL RESOURCES		
Protected Areas and Wildlife: should be conserved, and these resources should be enhanced where practical	Sensitive areas shown on maps	
Degraded Land: and areas vulnerable to degradation should be avoided. Already degraded land should be enhance	Vulnerable areas shown on maps	
Energy: The PPP should encourage efficient energy use, and maximize use of renewable rather than fossil fuels	Quantity and type of fuel/energy to be identified	
Pollution: discharges of pollutants and waste products to the atmosphere, water and land should be avoided or minimized	Quantity and type of pollutants and waste to be identified	
Use of Raw Materials: All raw materials should be used with maximum efficiency, and recycled where practical	Quantity and type of materials to be assessed	
Rivers and Water bodies: should retain their natural character	Minimum flows/water levels to be set	
EFFECTS ON SOCIAL AND CULTURAL CONDITIONS		
Local Character: and cohesion of local communities should be maintained and enhanced where practical	Opinions of local communities to be assessed	
Health and Well-being: The PPP should benefit the work force, and local communities in terms of health and well-being, nutrition, shelter, education and cultural expression	Number of people exposed to water-borne disease, or lacking adequate food and shelter to be assessed	
Gender: The PPP should empower women	Number of women to be empowered	
Work for Local People: Priority should be given to providing jobs for local people and particularly women and young people	Number of people to be employed	

CRITERIA-BASIC AIMS AND OBJECTIVES	INDICATORS	PERFORMANCE MEASURE
Participation: Active participation and involvement of local communities should be encouraged (especially vulnerable and excluded sections)	Level of participation proposed	
Access: of the poor to land should be improved	Number of the poor to be assisted	
Access: of the poor to water should be improved	Number of the poor to be assisted	
Access: of the poor to transport should be improved	Number of the poor to be assisted	
Sanitation: should be improved	Number of the poor to be assisted	
Equity: Adverse and beneficial impacts from development should be distributed equitably and should not discriminate against any groups, especially vulnerable and excluded persons	Number of the poor to benefit on equitable terms	
Vulnerability and Risk: of drought, bush fire, floods, crisis and conflicts and epidemics should be reduced	Occurrence to be noted and monitored	
EFFECTS ON THE ECONOMY		
Growth: The PPP should result in development that encourages strong and stable conditions of economic growth	Economic output to be evaluated	
Local materials and services: PPP should encourage use of raw materials and services from local industries where possible	Description of sources	
Local investment of capital: development should encourage the local retention of capital and the development of downstream industries, utilizing local raw materials, products and labour	Description of investment strategy	
INSTITUTIONAL ISSUES		
Adherence to democratic principles		
Human Rights		
Access to information		
Regulation/Compliance: PPP should ensure best practice and compliance with environmental/industry standards and guidelines		
Activity (Construction of 2No. dormitories for SHS)		
CRITERIA-BASIC AIMS AND OBJECTIVES	INDICATORS	PERFORMANCE MEASURE
EFFECTS ON NATURAL RESOURCES		
Protected Areas and Wildlife: should be conserved, and these resources should be enhanced where practical	Sensitive areas shown on maps	
Degraded Land: and areas vulnerable to degradation should be avoided. Already degraded land should be enhance	Vulnerable areas shown on maps	
Energy: The PPP should encourage efficient energy use, and maximize use of renewable rather than fossil fuels	Quantity and type of fuel/energy to be identified	

CRITERIA-BASIC AIMS AND OBJECTIVES	INDICATORS	PERFORMANCE MEASURE
Pollution: discharges of pollutants and waste products to the atmosphere, water and land should be avoided or minimized	Quantity and type of pollutants and waste to be identified	
Use of Raw Materials: All raw materials should be used with maximum efficiency, and recycled where practical	Quantity and type of materials to be assessed	
Rivers and Water bodies: should retain their natural character	Minimum flows/water levels to be set	
EFFECTS ON SOCIAL AND CULTURAL CONDITIONS		
Local Character: and cohesion of local communities should be maintained and enhanced where practical	Opinions of local communities to be assessed	
Health and Well-being: The PPP should benefit the work force, and local communities in terms of health and well-being, nutrition, shelter, education and cultural expression	Number of people exposed to water-borne disease, or lacking adequate food and shelter to be assessed	
Gender: The PPP should empower women	Number of women to be empowered	
Work for Local People: Priority should be given to providing jobs for local people and particularly women and young people	Number of people to be employed	
Participation: Active participation and involvement of local communities should be encouraged (especially vulnerable and excluded sections)	Level of participation proposed	
Access: of the poor to land should be improved	Number of the poor to be assisted	
Access: of the poor to water should be improved	Number of the poor to be assisted	
Access: of the poor to transport should be improved	Number of the poor to be assisted	
Sanitation: should be improved	Number of the poor to be assisted	
Equity: Adverse and beneficial impacts from development should be distributed equitably and should not discriminate against any groups, especially vulnerable and excluded persons	Number of the poor to benefit on equitable terms	
Vulnerability and Risk: of drought, bush fire, floods, crisis and conflicts and epidemics should be reduced	Occurrence to be noted and monitored	
EFFECTS ON THE ECONOMY		
Growth: The PPP should result in development that encourages strong and stable conditions of economic growth	Economic output to be evaluated	
Local materials and services: PPP should encourage use of raw materials and services from local industries where possible	Description of sources	
Local investment of capital: development should encourage the local retention of capital and the development of downstream industries, utilizing local raw materials, products and labour	Description of investment strategy	
INSTITUTIONAL ISSUES		

CRITERIA-BASIC AIMS AND OBJECTIVES	INDICATORS	PERFORMANCE MEASURE
Adherence to democratic principles		
Human Rights		
Access to information		
Regulation/Compliance: PPP should ensure best practice and compliance with environmental/industry standards and guidelines		
Activity (Renovation of 4No. CHPS Compounds)		
CRITERIA-BASIC AIMS AND OBJECTIVES	INDICATORS	PERFORMANCE MEASURE
EFFECTS ON NATURAL RESOURCES		
Protected Areas and Wildlife: should be conserved, and these resources should be enhanced where practical	Sensitive areas shown on maps	
Degraded Land: and areas vulnerable to degradation should be avoided. Already degraded land should be enhance	Vulnerable areas shown on maps	
Energy: The PPP should encourage efficient energy use, and maximize use of renewable rather than fossil fuels	Quantity and type of fuel/energy to be identified	
Pollution: discharges of pollutants and waste products to the atmosphere, water and land should be avoided or minimized	Quantity and type of pollutants and waste to be identified	
Use of Raw Materials: All raw materials should be used with maximum efficiency, and recycled where practical	Quantity and type of materials to be assessed	
Rivers and Water bodies: should retain their natural character	Minimum flows/water levels to be set	
EFFECTS ON SOCIAL AND CULTURAL CONDITIONS		
Local Character: and cohesion of local communities should be maintained and enhanced where practical	Opinions of local communities to be assessed	
Health and Well-being: The PPP should benefit the work force, and local communities in terms of health and well-being, nutrition, shelter, education and cultural expression	Number of people exposed to water-borne disease, or lacking adequate food and shelter to be assessed	
Gender: The PPP should empower women	Number of women to be empowered	
Work for Local People: Priority should be given to providing jobs for local people and particularly women and young people	Number of people to be employed	
Participation: Active participation and involvement of local communities should be encouraged (especially vulnerable and excluded sections)	Level of participation proposed	
Access: of the poor to land should be improved	Number of the poor to be assisted	
Access: of the poor to water should be improved	Number of the poor to be assisted	
Access: of the poor to transport should be improved	Number of the poor to be assisted	

CRITERIA-BASIC AIMS AND OBJECTIVES	INDICATORS	PERFORMANCE MEASURE
Sanitation: should be improved	Number of the poor to be assisted	
Equity: Adverse and beneficial impacts from development should be distributed equitably and should not discriminate against any groups, especially vulnerable and excluded persons	Number of the poor to benefit on equitable terms	
Vulnerability and Risk: of drought, bush fire, floods, crisis and conflicts and epidemics should be reduced	Occurrence to be noted and monitored	
EFFECTS ON THE ECONOMY		
Growth: The PPP should result in development that encourages strong and stable conditions of economic growth	Economic output to be evaluated	
Local materials and services: PPP should encourage use of raw materials and services from local industries where possible	Description of sources	
Local investment of capital: development should encourage the local retention of capital and the development of downstream industries, utilizing local raw materials, products and labour	Description of investment strategy	
INSTITUTIONAL ISSUES		
Adherence to democratic principles		
Human Rights		
Access to information		
Regulation/Compliance: PPP should ensure best practice and compliance with environmental/industry standards and guidelines		
Activity (Complete the Construction of 1No. DCE bungalow at Prang)		
CRITERIA-BASIC AIMS AND OBJECTIVES	INDICATORS	PERFORMANCE MEASURE
EFFECTS ON NATURAL RESOURCES		
Protected Areas and Wildlife: should be conserved, and these resources should be enhanced where practical	Sensitive areas shown on maps	
Degraded Land: and areas vulnerable to degradation should be avoided. Already degraded land should be enhance	Vulnerable areas shown on maps	
Energy: The PPP should encourage efficient energy use, and maximize use of renewable rather than fossil fuels	Quantity and type of fuel/energy to be identified	
Pollution: discharges of pollutants and waste products to the atmosphere, water and land should be avoided or minimized	Quantity and type of pollutants and waste to be identified	
Use of Raw Materials: All raw materials should be used with maximum efficiency, and recycled where practical	Quantity and type of materials to be assessed	

CRITERIA-BASIC AIMS AND OBJECTIVES	INDICATORS	PERFORMANCE MEASURE
Rivers and Water bodies: should retain their natural character	Minimum flows/water levels to be set	
EFFECTS ON SOCIAL AND CULTURAL CONDITIONS		
Local Character: and cohesion of local communities should be maintained and enhanced where practical	Opinions of local communities to be assessed	
Health and Well-being: The PPP should benefit the work force, and local communities in terms of health and well-being, nutrition, shelter, education and cultural expression	Number of people exposed to water-borne disease, or lacking adequate food and shelter to be assessed	
Gender: The PPP should empower women	Number of women to be empowered	
Work for Local People: Priority should be given to providing jobs for local people and particularly women and young people	Number of people to be employed	
Participation: Active participation and involvement of local communities should be encouraged (especially vulnerable and excluded sections)	Level of participation proposed	
Access: of the poor to land should be improved	Number of the poor to be assisted	
Access: of the poor to water should be improved	Number of the poor to be assisted	
Access: of the poor to transport should be improved	Number of the poor to be assisted	
Sanitation: should be improved	Number of the poor to be assisted	
Equity: Adverse and beneficial impacts from development should be distributed equitably and should not discriminate against any groups, especially vulnerable and excluded persons	Number of the poor to benefit on equitable terms	
Vulnerability and Risk: of drought, bush fire, floods, crisis and conflicts and epidemics should be reduced	Occurrence to be noted and monitored	
EFFECTS ON THE ECONOMY		
Growth: The PPP should result in development that encourages strong and stable conditions of economic growth	Economic output to be evaluated	
Local materials and services: PPP should encourage use of raw materials and services from local industries where possible	Description of sources	
Local investment of capital: development should encourage the local retention of capital and the development of downstream industries, utilizing local raw materials, products and labour	Description of investment strategy	
INSTITUTIONAL ISSUES		
Adherence to democratic principles		
Human Rights		
Access to information		

CRITERIA-BASIC AIMS AND OBJECTIVES	INDICATORS	PERFORMANCE MEASURE
Regulation/Compliance: PPP should ensure best practice and compliance with environmental/industry standards and guidelines		
Activity (Complete Drilling, Construction and mechanization of 157No. Boreholes (37 mechanized and 120 hand pumps)		
CRITERIA-BASIC AIMS AND OBJECTIVES	INDICATORS	PERFORMANCE MEASURE
EFFECTS ON NATURAL RESOURCES		
Protected Areas and Wildlife: should be conserved, and these resources should be enhanced where practical	Sensitive areas shown on maps	
Degraded Land: and areas vulnerable to degradation should be avoided. Already degraded land should be enhance	Vulnerable areas shown on maps	
Energy: The PPP should encourage efficient energy use, and maximize use of renewable rather than fossil fuels	Quantity and type of fuel/energy to be identified	
Pollution: discharges of pollutants and waste products to the atmosphere, water and land should be avoided or minimized	Quantity and type of pollutants and waste to be identified	
Use of Raw Materials: All raw materials should be used with maximum efficiency, and recycled where practical	Quantity and type of materials to be assessed	
Rivers and Water bodies: should retain their natural character	Minimum flows/water levels to be set	
EFFECTS ON SOCIAL AND CULTURAL CONDITIONS		
Local Character: and cohesion of local communities should be maintained and enhanced where practical	Opinions of local communities to be assessed	
Health and Well-being: The PPP should benefit the work force, and local communities in terms of health and well-being, nutrition, shelter, education and cultural expression	Number of people exposed to water-borne disease, or lacking adequate food and shelter to be assessed	
Gender: The PPP should empower women	Number of women to be empowered	
Work for Local People: Priority should be given to providing jobs for local people and particularly women and young people	Number of people to be employed	
Participation: Active participation and involvement of local communities should be encouraged (especially vulnerable and excluded sections)	Level of participation proposed	
Access: of the poor to land should be improved	Number of the poor to be assisted	
Access: of the poor to water should be improved	Number of the poor to be assisted	
Access: of the poor to transport should be improved	Number of the poor to be assisted	
Sanitation: should be improved	Number of the poor to be assisted	

CRITERIA-BASIC AIMS AND OBJECTIVES	INDICATORS	PERFORMANCE MEASURE
Equity: Adverse and beneficial impacts from development should be distributed equitably and should not discriminate against any groups, especially vulnerable and excluded persons	Number of the poor to benefit on equitable terms	
Vulnerability and Risk: of drought, bush fire, floods, crisis and conflicts and epidemics should be reduced	Occurrence to be noted and monitored	
EFFECTS ON THE ECONOMY		
Growth: The PPP should result in development that encourages strong and stable conditions of economic growth	Economic output to be evaluated	
Local materials and services: PPP should encourage use of raw materials and services from local industries where possible	Description of sources	
Local investment of capital: development should encourage the local retention of capital and the development of downstream industries, utilizing local raw materials, products and labour	Description of investment strategy	
INSTITUTIONAL ISSUES		
Adherence to democratic principles		
Human Rights		
Access to information		
Regulation/Compliance: PPP should ensure best practice and compliance with environmental/industry standards and guidelines		
Activity (Construction of 31No. 3-unit classroom blocks across the district)		
CRITERIA-BASIC AIMS AND OBJECTIVES	INDICATORS	PERFORMANCE MEASURE
EFFECTS ON NATURAL RESOURCES		
Protected Areas and Wildlife: should be conserved, and these resources should be enhanced where practical	Sensitive areas shown on maps	
Degraded Land: and areas vulnerable to degradation should be avoided. Already degraded land should be enhance	Vulnerable areas shown on maps	
Energy: The PPP should encourage efficient energy use, and maximize use of renewable rather than fossil fuels	Quantity and type of fuel/energy to be identified	
Pollution: discharges of pollutants and waste products to the atmosphere, water and land should be avoided or minimized	Quantity and type of pollutants and waste to be identified	
Use of Raw Materials: All raw materials should be used with maximum efficiency, and recycled where practical	Quantity and type of materials to be assessed	
Rivers and Water bodies: should retain their natural character	Minimum flows/water levels to be set	

CRITERIA-BASIC AIMS AND OBJECTIVES	INDICATORS	PERFORMANCE MEASURE
EFFECTS ON SOCIAL AND CULTURAL CONDITIONS		
Local Character: and cohesion of local communities should be maintained and enhanced where practical	Opinions of local communities to be assessed	
Health and Well-being: The PPP should benefit the work force, and local communities in terms of health and well-being, nutrition, shelter, education and cultural expression	Number of people exposed to water-borne disease, or lacking adequate food and shelter to be assessed	
Gender: The PPP should empower women	Number of women to be empowered	
Work for Local People: Priority should be given to providing jobs for local people and particularly women and young people	Number of people to be employed	
Participation: Active participation and involvement of local communities should be encouraged (especially vulnerable and excluded sections)	Level of participation proposed	
Access: of the poor to land should be improved	Number of the poor to be assisted	
Access: of the poor to water should be improved	Number of the poor to be assisted	
Access: of the poor to transport should be improved	Number of the poor to be assisted	
Sanitation: should be improved	Number of the poor to be assisted	
Equity: Adverse and beneficial impacts from development should be distributed equitably and should not discriminate against any groups, especially vulnerable and excluded persons	Number of the poor to benefit on equitable terms	
Vulnerability and Risk: of drought, bush fire, floods, crisis and conflicts and epidemics should be reduced	Occurrence to be noted and monitored	
EFFECTS ON THE ECONOMY		
Growth: The PPP should result in development that encourages strong and stable conditions of economic growth	Economic output to be evaluated	
Local materials and services: PPP should encourage use of raw materials and services from local industries where possible	Description of sources	
Local investment of capital: development should encourage the local retention of capital and the development of downstream industries, utilizing local raw materials, products and labour	Description of investment strategy	
INSTITUTIONAL ISSUES		
Adherence to democratic principles		
Human Rights		
Access to information		
Regulation/Compliance: PPP should ensure best practice and compliance with environmental/industry standards and guidelines		

CRITERIA-BASIC AIMS AND OBJECTIVES	INDICATORS	PERFORMANCE MEASURE
Activity (Facilitate the extension of Small-Town Water System from Yeji to Prang and its environs entire district)		
CRITERIA-BASIC AIMS AND OBJECTIVES	INDICATORS	PERFORMANCE MEASURE
EFFECTS ON NATURAL RESOURCES		
Protected Areas and Wildlife: should be conserved, and these resources should be enhanced where practical	Sensitive areas shown on maps	
Degraded Land: and areas vulnerable to degradation should be avoided. Already degraded land should be enhance	Vulnerable areas shown on maps	
Energy: The PPP should encourage efficient energy use, and maximize use of renewable rather than fossil fuels	Quantity and type of fuel/energy to be identified	
Pollution: discharges of pollutants and waste products to the atmosphere, water and land should be avoided or minimized	Quantity and type of pollutants and waste to be identified	
Use of Raw Materials: All raw materials should be used with maximum efficiency, and recycled where practical	Quantity and type of materials to be assessed	
Rivers and Water bodies: should retain their natural character	Minimum flows/water levels to be set	
EFFECTS ON SOCIAL AND CULTURAL CONDITIONS		
Local Character: and cohesion of local communities should be maintained and enhanced where practical	Opinions of local communities to be assessed	
Health and Well-being: The PPP should benefit the work force, and local communities in terms of health and well-being, nutrition, shelter, education and cultural expression	Number of people exposed to water-borne disease, or lacking adequate food and shelter to be assessed	
Gender: The PPP should empower women	Number of women to be empowered	
Work for Local People: Priority should be given to providing jobs for local people and particularly women and young people	Number of people to be employed	
Participation: Active participation and involvement of local communities should be encouraged (especially vulnerable and excluded sections)	Level of participation proposed	
Access: of the poor to land should be improved	Number of the poor to be assisted	
Access: of the poor to water should be improved	Number of the poor to be assisted	
Access: of the poor to transport should be improved	Number of the poor to be assisted	
Sanitation: should be improved	Number of the poor to be assisted	
Equity: Adverse and beneficial impacts from development should be distributed equitably and should not discriminate against any groups, especially vulnerable and excluded persons	Number of the poor to benefit on equitable terms	

CRITERIA-BASIC AIMS AND OBJECTIVES	INDICATORS	PERFORMANCE MEASURE
Vulnerability and Risk: of drought, bush fire, floods, crisis and conflicts and epidemics should be reduced	Occurrence to be noted and monitored	
EFFECTS ON THE ECONOMY		
Growth: The PPP should result in development that encourages strong and stable conditions of economic growth	Economic output to be evaluated	
Local materials and services: PPP should encourage use of raw materials and services from local industries where possible	Description of sources	
Local investment of capital: development should encourage the local retention of capital and the development of downstream industries, utilizing local raw materials, products and labour	Description of investment strategy	
INSTITUTIONAL ISSUES		
Adherence to democratic principles		
Human Rights		
Access to information		
Regulation/Compliance: PPP should ensure best practice and compliance with environmental/industry standards and guidelines		
Activity (Construction of 2No. meat shop at Prang and Zabrama)		
CRITERIA-BASIC AIMS AND OBJECTIVES	INDICATORS	PERFORMANCE MEASURE
EFFECTS ON NATURAL RESOURCES		
Protected Areas and Wildlife: should be conserved, and these resources should be enhanced where practical	Sensitive areas shown on maps	
Degraded Land: and areas vulnerable to degradation should be avoided. Already degraded land should be enhance	Vulnerable areas shown on maps	
Energy: The PPP should encourage efficient energy use, and maximize use of renewable rather than fossil fuels	Quantity and type of fuel/energy to be identified	
Pollution: discharges of pollutants and waste products to the atmosphere, water and land should be avoided or minimized	Quantity and type of pollutants and waste to be identified	
Use of Raw Materials: All raw materials should be used with maximum efficiency, and recycled where practical	Quantity and type of materials to be assessed	
Rivers and Water bodies: should retain their natural character	Minimum flows/water levels to be set	
EFFECTS ON SOCIAL AND CULTURAL CONDITIONS		
Local Character: and cohesion of local communities should be maintained and enhanced where practical	Opinions of local communities to be assessed	

CRITERIA-BASIC AIMS AND OBJECTIVES	INDICATORS	PERFORMANCE MEASURE
Health and Well-being: The PPP should benefit the work force, and local communities in terms of health and well-being, nutrition, shelter, education and cultural expression	Number of people exposed to water-borne disease, or lacking adequate food and shelter to be assessed	
Gender: The PPP should empower women	Number of women to be empowered	
Work for Local People: Priority should be given to providing jobs for local people and particularly women and young people	Number of people to be employed	
Participation: Active participation and involvement of local communities should be encouraged (especially vulnerable and excluded sections)	Level of participation proposed	
Access: of the poor to land should be improved	Number of the poor to be assisted	
Access: of the poor to water should be improved	Number of the poor to be assisted	
Access: of the poor to transport should be improved	Number of the poor to be assisted	
Sanitation: should be improved	Number of the poor to be assisted	
Equity: Adverse and beneficial impacts from development should be distributed equitably and should not discriminate against any groups, especially vulnerable and excluded persons	Number of the poor to benefit on equitable terms	
Vulnerability and Risk: of drought, bush fire, floods, crisis and conflicts and epidemics should be reduced	Occurrence to be noted and monitored	
EFFECTS ON THE ECONOMY		
Growth: The PPP should result in development that encourages strong and stable conditions of economic growth	Economic output to be evaluated	
Local materials and services: PPP should encourage use of raw materials and services from local industries where possible	Description of sources	
Local investment of capital: development should encourage the local retention of capital and the development of downstream industries, utilizing local raw materials, products and labour	Description of investment strategy	
INSTITUTIONAL ISSUES		
Adherence to democratic principles		
Human Rights		
Access to information		
Regulation/Compliance: PPP should ensure best practice and compliance with environmental/industry standards and guidelines		
Activity (Repair and Maintenance of 60No Boreholes)		
CRITERIA-BASIC AIMS AND OBJECTIVES	INDICATORS	PERFORMANCE MEASURE
EFFECTS ON NATURAL RESOURCES		

CRITERIA-BASIC AIMS AND OBJECTIVES	INDICATORS	PERFORMANCE MEASURE
Protected Areas and Wildlife: should be conserved, and these resources should be enhanced where practical	Sensitive areas shown on maps	
Degraded Land: and areas vulnerable to degradation should be avoided. Already degraded land should be enhance	Vulnerable areas shown on maps	
Energy: The PPP should encourage efficient energy use, and maximize use of renewable rather than fossil fuels	Quantity and type of fuel/energy to be identified	
Pollution: discharges of pollutants and waste products to the atmosphere, water and land should be avoided or minimized	Quantity and type of pollutants and waste to be identified	
Use of Raw Materials: All raw materials should be used with maximum efficiency, and recycled where practical	Quantity and type of materials to be assessed	
Rivers and Water bodies: should retain their natural character	Minimum flows/water levels to be set	
EFFECTS ON SOCIAL AND CULTURAL CONDITIONS		
Local Character: and cohesion of local communities should be maintained and enhanced where practical	Opinions of local communities to be assessed	
Health and Well-being: The PPP should benefit the work force, and local communities in terms of health and well-being, nutrition, shelter, education and cultural expression	Number of people exposed to water-borne disease, or lacking adequate food and shelter to be assessed	
Gender: The PPP should empower women	Number of women to be empowered	
Work for Local People: Priority should be given to providing jobs for local people and particularly women and young people	Number of people to be employed	
Participation: Active participation and involvement of local communities should be encouraged (especially vulnerable and excluded sections)	Level of participation proposed	
Access: of the poor to land should be improved	Number of the poor to be assisted	
Access: of the poor to water should be improved	Number of the poor to be assisted	
Access: of the poor to transport should be improved	Number of the poor to be assisted	
Sanitation: should be improved	Number of the poor to be assisted	
Equity: Adverse and beneficial impacts from development should be distributed equitably and should not discriminate against any groups, especially vulnerable and excluded persons	Number of the poor to benefit on equitable terms	
Vulnerability and Risk: of drought, bush fire, floods, crisis and conflicts and epidemics should be reduced	Occurrence to be noted and monitored	
EFFECTS ON THE ECONOMY		

CRITERIA-BASIC AIMS AND OBJECTIVES	INDICATORS	PERFORMANCE MEASURE
Growth: The PPP should result in development that encourages strong and stable conditions of economic growth	Economic output to be evaluated	
Local materials and services: PPP should encourage use of raw materials and services from local industries where possible	Description of sources	
Local investment of capital: development should encourage the local retention of capital and the development of downstream industries, utilizing local raw materials, products and labour	Description of investment strategy	
INSTITUTIONAL ISSUES		
Adherence to democratic principles		
Human Rights		
Access to information		
Regulation/Compliance: PPP should ensure best practice and compliance with environmental/industry standards and guidelines		
Activity (Complete 31No. 3-unit classroom block)		
CRITERIA-BASIC AIMS AND OBJECTIVES	INDICATORS	PERFORMANCE MEASURE
EFFECTS ON NATURAL RESOURCES		
Protected Areas and Wildlife: should be conserved, and these resources should be enhanced where practical	Sensitive areas shown on maps	
Degraded Land: and areas vulnerable to degradation should be avoided. Already degraded land should be enhance	Vulnerable areas shown on maps	
Energy: The PPP should encourage efficient energy use, and maximize use of renewable rather than fossil fuels	Quantity and type of fuel/energy to be identified	
Pollution: discharges of pollutants and waste products to the atmosphere, water and land should be avoided or minimized	Quantity and type of pollutants and waste to be identified	
Use of Raw Materials: All raw materials should be used with maximum efficiency, and recycled where practical	Quantity and type of materials to be assessed	
Rivers and Water bodies: should retain their natural character	Minimum flows/water levels to be set	
EFFECTS ON SOCIAL AND CULTURAL CONDITIONS		
Local Character: and cohesion of local communities should be maintained and enhanced where practical	Opinions of local communities to be assessed	
Health and Well-being: The PPP should benefit the work force, and local communities in terms of health and well-being, nutrition, shelter, education and cultural expression	Number of people exposed to water-borne disease, or lacking adequate food and shelter to be assessed	
Gender: The PPP should empower women	Number of women to be empowered	

CRITERIA-BASIC AIMS AND OBJECTIVES	INDICATORS	PERFORMANCE MEASURE
Work for Local People: Priority should be given to providing jobs for local people and particularly women and young people	Number of people to be employed	
Participation: Active participation and involvement of local communities should be encouraged (especially vulnerable and excluded sections)	Level of participation proposed	
Access: of the poor to land should be improved	Number of the poor to be assisted	
Access: of the poor to water should be improved	Number of the poor to be assisted	
Access: of the poor to transport should be improved	Number of the poor to be assisted	
Sanitation: should be improved	Number of the poor to be assisted	
Equity: Adverse and beneficial impacts from development should be distributed equitably and should not discriminate against any groups, especially vulnerable and excluded persons	Number of the poor to benefit on equitable terms	
Vulnerability and Risk: of drought, bush fire, floods, crisis and conflicts and epidemics should be reduced	Occurrence to be noted and monitored	
EFFECTS ON THE ECONOMY		
Growth: The PPP should result in development that encourages strong and stable conditions of economic growth	Economic output to be evaluated	
Local materials and services: PPP should encourage use of raw materials and services from local industries where possible	Description of sources	
Local investment of capital: development should encourage the local retention of capital and the development of downstream industries, utilizing local raw materials, products and labour	Description of investment strategy	
INSTITUTIONAL ISSUES		
Adherence to democratic principles		
Human Rights		
Access to information		
Regulation/Compliance: PPP should ensure best practice and compliance with environmental/industry standards and guidelines		
Activity (Complete 11No. 2-unit KG Block with Office and store)		
CRITERIA-BASIC AIMS AND OBJECTIVES	INDICATORS	PERFORMANCE MEASURE
EFFECTS ON NATURAL RESOURCES		
Protected Areas and Wildlife: should be conserved, and these resources should be enhanced where practical	Sensitive areas shown on maps	

CRITERIA-BASIC AIMS AND OBJECTIVES	INDICATORS	PERFORMANCE MEASURE
Degraded Land: and areas vulnerable to degradation should be avoided. Already degraded land should be enhance	Vulnerable areas shown on maps	
Energy: The PPP should encourage efficient energy use, and maximize use of renewable rather than fossil fuels	Quantity and type of fuel/energy to be identified	
Pollution: discharges of pollutants and waste products to the atmosphere, water and land should be avoided or minimized	Quantity and type of pollutants and waste to be identified	
Use of Raw Materials: All raw materials should be used with maximum efficiency, and recycled where practical	Quantity and type of materials to be assessed	
Rivers and Water bodies: should retain their natural character	Minimum flows/water levels to be set	
EFFECTS ON SOCIAL AND CULTURAL CONDITIONS		
Local Character: and cohesion of local communities should be maintained and enhanced where practical	Opinions of local communities to be assessed	
Health and Well-being: The PPP should benefit the work force, and local communities in terms of health and well-being, nutrition, shelter, education and cultural expression	Number of people exposed to water-borne disease, or lacking adequate food and shelter to be assessed	
Gender: The PPP should empower women	Number of women to be empowered	
Work for Local People: Priority should be given to providing jobs for local people and particularly women and young people	Number of people to be employed	
Participation: Active participation and involvement of local communities should be encouraged (especially vulnerable and excluded sections)	Level of participation proposed	
Access: of the poor to land should be improved	Number of the poor to be assisted	
Access: of the poor to water should be improved	Number of the poor to be assisted	
Access: of the poor to transport should be improved	Number of the poor to be assisted	
Sanitation: should be improved	Number of the poor to be assisted	
Equity: Adverse and beneficial impacts from development should be distributed equitably and should not discriminate against any groups, especially vulnerable and excluded persons	Number of the poor to benefit on equitable terms	
Vulnerability and Risk: of drought, bush fire, floods, crisis and conflicts and epidemics should be reduced	Occurrence to be noted and monitored	
EFFECTS ON THE ECONOMY		
Growth: The PPP should result in development that encourages strong and stable conditions of economic growth	Economic output to be evaluated	

CRITERIA-BASIC AIMS AND OBJECTIVES	INDICATORS	PERFORMANCE MEASURE
Local materials and services: PPP should encourage use of raw materials and services from local industries where possible	Description of sources	
Local investment of capital: development should encourage the local retention of capital and the development of downstream industries, utilizing local raw materials, products and labour	Description of investment strategy	
INSTITUTIONAL ISSUES		
Adherence to democratic principles		
Human Rights		
Access to information		
Regulation/Compliance: PPP should ensure best practice and compliance with environmental/industry standards and guidelines		
Activity (Completion of 2No. Dining Hall at Prang and Abease SHS)		
CRITERIA-BASIC AIMS AND OBJECTIVES	INDICATORS	PERFORMANCE MEASURE
EFFECTS ON NATURAL RESOURCES		
Protected Areas and Wildlife: should be conserved, and these resources should be enhanced where practical	Sensitive areas shown on maps	
Degraded Land: and areas vulnerable to degradation should be avoided. Already degraded land should be enhance	Vulnerable areas shown on maps	
Energy: The PPP should encourage efficient energy use, and maximize use of renewable rather than fossil fuels	Quantity and type of fuel/energy to be identified	
Pollution: discharges of pollutants and waste products to the atmosphere, water and land should be avoided or minimized	Quantity and type of pollutants and waste to be identified	
Use of Raw Materials: All raw materials should be used with maximum efficiency, and recycled where practical	Quantity and type of materials to be assessed	
Rivers and Water bodies: should retain their natural character	Minimum flows/water levels to be set	
EFFECTS ON SOCIAL AND CULTURAL CONDITIONS		
Local Character: and cohesion of local communities should be maintained and enhanced where practical	Opinions of local communities to be assessed	
Health and Well-being: The PPP should benefit the work force, and local communities in terms of health and well-being, nutrition, shelter, education and cultural expression	Number of people exposed to water-borne disease, or lacking adequate food and shelter to be assessed	
Gender: The PPP should empower women	Number of women to be empowered	
Work for Local People: Priority should be given to providing jobs for local people and particularly women and young people	Number of people to be employed	

CRITERIA-BASIC AIMS AND OBJECTIVES	INDICATORS	PERFORMANCE MEASURE
Participation: Active participation and involvement of local communities should be encouraged (especially vulnerable and excluded sections)	Level of participation proposed	
Access: of the poor to land should be improved	Number of the poor to be assisted	
Access: of the poor to water should be improved	Number of the poor to be assisted	
Access: of the poor to transport should be improved	Number of the poor to be assisted	
Sanitation: should be improved	Number of the poor to be assisted	
Equity: Adverse and beneficial impacts from development should be distributed equitably and should not discriminate against any groups, especially vulnerable and excluded persons	Number of the poor to benefit on equitable terms	
Vulnerability and Risk: of drought, bush fire, floods, crisis and conflicts and epidemics should be reduced	Occurrence to be noted and monitored	
EFFECTS ON THE ECONOMY		
Growth: The PPP should result in development that encourages strong and stable conditions of economic growth	Economic output to be evaluated	
Local materials and services: PPP should encourage use of raw materials and services from local industries where possible	Description of sources	
Local investment of capital: development should encourage the local retention of capital and the development of downstream industries, utilizing local raw materials, products and labour	Description of investment strategy	
INSTITUTIONAL ISSUES		
Adherence to democratic principles		
Human Rights		
Access to information		
Regulation/Compliance: PPP should ensure best practice and compliance with environmental/industry standards and guidelines		
Activity (Renovation of 6no 3-unit, 7No. teachers quarters and 4No. 6-unit classroom blocks)		
CRITERIA-BASIC AIMS AND OBJECTIVES	INDICATORS	PERFORMANCE MEASURE
EFFECTS ON NATURAL RESOURCES		
Protected Areas and Wildlife: should be conserved, and these resources should be enhanced where practical	Sensitive areas shown on maps	
Degraded Land: and areas vulnerable to degradation should be avoided. Already degraded land should be enhance	Vulnerable areas shown on maps	

CRITERIA-BASIC AIMS AND OBJECTIVES	INDICATORS	PERFORMANCE MEASURE
Energy: The PPP should encourage efficient energy use, and maximize use of renewable rather than fossil fuels	Quantity and type of fuel/energy to be identified	
Pollution: discharges of pollutants and waste products to the atmosphere, water and land should be avoided or minimized	Quantity and type of pollutants and waste to be identified	
Use of Raw Materials: All raw materials should be used with maximum efficiency, and recycled where practical	Quantity and type of materials to be assessed	
Rivers and Water bodies: should retain their natural character	Minimum flows/water levels to be set	
EFFECTS ON SOCIAL AND CULTURAL CONDITIONS		
Local Character: and cohesion of local communities should be maintained and enhanced where practical	Opinions of local communities to be assessed	
Health and Well-being: The PPP should benefit the work force, and local communities in terms of health and well-being, nutrition, shelter, education and cultural expression	Number of people exposed to water-borne disease, or lacking adequate food and shelter to be assessed	
Gender: The PPP should empower women	Number of women to be empowered	
Work for Local People: Priority should be given to providing jobs for local people and particularly women and young people	Number of people to be employed	
Participation: Active participation and involvement of local communities should be encouraged (especially vulnerable and excluded sections)	Level of participation proposed	
Access: of the poor to land should be improved	Number of the poor to be assisted	
Access: of the poor to water should be improved	Number of the poor to be assisted	
Access: of the poor to transport should be improved	Number of the poor to be assisted	
Sanitation: should be improved	Number of the poor to be assisted	
Equity: Adverse and beneficial impacts from development should be distributed equitably and should not discriminate against any groups, especially vulnerable and excluded persons	Number of the poor to benefit on equitable terms	
Vulnerability and Risk: of drought, bush fire, floods, crisis and conflicts and epidemics should be reduced	Occurrence to be noted and monitored	
EFFECTS ON THE ECONOMY		
Growth: The PPP should result in development that encourages strong and stable conditions of economic growth	Economic output to be evaluated	
Local materials and services: PPP should encourage use of raw materials and services from local industries where possible	Description of sources	

CRITERIA-BASIC AIMS AND OBJECTIVES	INDICATORS	PERFORMANCE MEASURE
Local investment of capital: development should encourage the local retention of capital and the development of downstream industries, utilizing local raw materials, products and labour	Description of investment strategy	
INSTITUTIONAL ISSUES		
Adherence to democratic principles		
Human Rights		
Access to information		
Regulation/Compliance: PPP should ensure best practice and compliance with environmental/industry standards and guidelines		

CHAPTER SIX

ANNUAL ACTION PLANS

6.1 Introduction

This chapter identifies planned projects from the broad composite Programme of Action on annual bases. The annual activities and their corresponding indicative budget represent the plan of action for each year of implementation (2026, 2027, 2028, and 2029).

The projects were then taken through the Strategic Environmental Assessment to determine their social, economic and environmental impacts on the people. This projects were derived also from the strategies developed to solve the identified issues. They are categorized under the 2026-2029 NDPC guidelines and L.I 2233.

Table 6.1 2026 ANNUAL ACTION PLAN

S/ N	Projects	Location	Time Frame (2026)				Cost				Project Status		Implementing Institution/Department	
			Q 1	Q 2	Q 3	Q 4	GoG	DACF	IGF	Othe rs	Ne w	Ongoi ng	Lead	Collaboara ting
Objective: Boost local economic development through the establishment of 5 cottage industries by 2029														
Programme: Development of local industry programme														
Dimension/Thematic Area: Economic Development														
I	Facilitate the establishment of cottage industries for the processing and packaging of foods	Selected communities			X	X	5,000.00	10,000.00	2,000.00		X		NSSI	DA
Objective: Enhance domestic trade by constructing 4no. model markets by end of 2029														
Programme: Trade promotion programme														
2	Construct a model market and retail infrastructure at Zabrama	Zabrama	X	X	X	X		5,000,000.00				X	DA	WD
3	Facilitate the establishment of MASLOC in the District	Prang	X	X	X	X		150,000.00	5,000.00		X		NBSSI	DA
4	Strengthen skills development support for youth and women	Entire District			X	X	40,000.00	5,000.00			X		NBSSI	DA
5	Improve access to finance & investment	Entire District		X	X		20,000.00				X		NBSSI	DA
Objective: Enhance Agricultural production and agri-business to transform the local economy by 80% performance rate by 2029														
Programme: Agricultural Sustainability Programme														
6	Improve access to agricultural lands for agri purposes for marginalized groups (women, youth and the vulnerable)	Entire District	X	X	X	X	10,000.00	2,000.00				X	DDA	DA

S/ N	Projects	Location	Time Frame (2026)				Cost				Project Status		Implementing Institution/Department	
			Q 1	Q 2	Q 3	Q 4	GoG	DACF	IGF	Othe rs	Ne w	Ongoi ng	Lead	Collaboara ting
7	Strengthen campaign on the adoption of climate smart Agriculture	Entire District	X	X	X	X	20,000.00	5,000.00			X		DDA	DA
8	Promote the Development of irrigation facilities	Benim	X			X		2,000.00			X		GPSNP	DA
9	Build the capacity of community-based organizations and other actors along the value chain in marketing, standards, and other skills development	Entire District	X	X	X	X	10,000.00	2,000.00				X	DDA	DA
10	Increase access to farm inputs	Entire District	X	X	X	X	200,000.00	100,000.00				X	DDA	DA
11	Provide consistent and quality extension service delivery and technical support	Entire District	X	X	X	X	20,000.00	20,000.00				X	DDA	DA
12	Enhance post-harvest infrastructure and management protocols on storage, transportation, processing, packaging, and distribution of agricultural produce at all levels	Entire District	X	X	X	X	4,000.00	20,000.00			X		DA	DDA
13	Facilitate the implementation of farmer-service centers in the District	Prang and Zabrama	X	X	X	X		3,000.00			X		DDA	DA

S/ N	Projects	Location	Time Frame (2026)				Cost				Project Status		Implementing Institution/Department		
			Q 1	Q 2	Q 3	Q 4	GoG	DACF	IGF	Othe rs	Ne w	Ongoi ng	Lead	Collaboara ting	
14	Provide access to agricultural financing for youth and women	Entire District	X	X	X	X		2,000.00				X		DDA	DA
15	Facilitate the implementation of Feed Ghana initiative	Entire District	X	X	X	X	10,000.00					X		DDA	DA
16	Promote risk management, including insurance schemes, in the Agri-food system	Entire District	X	X	X	X	10,000.00					X	X	DDA	DA
17	Provide consistent and quality extension service delivery and technical support for livestock and poultry production	Entire District	X	X		X	10,000.00	5,000.00				X		DDA	DA
18	Promote cattle ranching and provide incentives to the private sector to develop grazing reserves.	Abease and Prang	X	X	X	X		50,000.00				X		DA	Private Sector
19	Combat illegal fishing and reduce post-harvest losses	Fishing communities	X	X	X		20,000.00	5,000.00				X		DA	FD
20	Develop and implement youth and entrepreneurship programmes such as National Apprenticeship, One million coders and <i>Adwumawura</i> programmes	Entire district	X	X	X	X	10,000.00	4,000.00				X		BAC	DA

S/ N	Projects	Location	Time Frame (2026)				Cost				Project Status		Implementing Institution/Department		
			Q 1	Q 2	Q 3	Q 4	GoG	DACF	IGF	Othe rs	Ne w	Ongoi ng	Lead	Collaboara ting	
21	Improve tourism infrastructure including road networks leading to tourists centers	Benim	X	X		X		200,000.00				X		DA	Private Sector
Dimension/Thematic Area: Social Development															
Objective: Reduce the incidence of teenage pregnancy to 10% by 2029															
Programme: Population management programme															
	Projects	Location	Time Frame (2026)				Cost				Project Status		Implementing Institution/Department		
			Q 1	Q 2	Q 3	Q 4	GoG	DACF	IGF	Othe rs	Ne w	Ongoi ng	Lead	Collaborati ng	
1	Strengthen the integration of family planning education in adolescent reproductive healthcare services	Entire District	X	X	X	X	10,000.00	2,000.00				X		GHS	DA
2	Improve the quality of mobile adolescent and youth-friendly services across all levels of healthcare facilities	Entire District	X	X	X	X	20,000.00	2,000.00				X		GHS	DA
Objective: Improve access to quality healthcare delivery to 90% for all residents in the District by 2029															
Programme: Health promotion programme															
3	Complete the construction of 3No. CHPS Compound at Cherembo and Tigamgam	Cherembo, Tigamgam and Fawoman		X	X	X		1,500,000.00				X		DA	Private Sector

S/ N	Projects	Location	Time Frame (2026)				Cost				Project Status		Implementing Institution/Department	
			Q 1	Q 2	Q 3	Q 4	GoG	DACF	IGF	Othe rs	Ne w	Ongoi ng	Lead	Collaboara ting
4	Complete the construction of 1No. Maternity block at Beposo	Beposo	X	X	X	X		300,000.00				X	DA	Private Sector
5	Provide essential equipment to health facilities to operate effectively	Selected Health Facilities			X	X	100,000.00	200,000.00			X		GHS	DA
6	Construction of 2No. Nurses' quarters	Benim, Cherembo	X	X	X	X		1,000,000.00				X	DA	Private Sector
7	Improve maintenance regime of ambulances	Prang	X	X				20,000.00			X		Ambulance Service	DA
9	Promote the coverage and strengthening of National Health Insurance Scheme	Entire District	X	X	X	X		10,000.00				X	NHIA	DA
10	Expand and intensify HIV Counselling and Testing (HTC) programmes	Entire District	X	X	X	X		100,000.00				X	GHS	DA
11	Conduct nutrition education for the less privileged	Entire District	X	X	X	X	20,000.00	2,000.00				X	GHS	SWCD
12	Support seasonal malaria chemoprevention	Entire District		X	X		20,000.00	2,000.00				X	GHS	DA
13	Mass drugs distribution of onchocystiasis	Entire District			X	X	15,000.00	2,000.00				X	GHS	DA
Objectives: Improve 80% access to quality education by end of 2029														
Programme: Quality Education enhancement programme														

S/ N	Projects	Location	Time Frame (2026)				Cost				Project Status		Implementing Institution/Department	
			Q 1	Q 2	Q 3	Q 4	GoG	DACF	IGF	Othe rs	Ne w	Ongoi ng	Lead	Collaboara ting
14	Construct and furnish 5No. 3-unit classroom blocks	Fawoman, Kyirimoko, Prang Facker, Komfourkrom Presby and Abease DA JHS	X	X	X		1,000,000.00	2,000,000.00			X		DA	Private Sector
15	Construction and furnishing of 1No. 6-unit classroom block for Facker Primary School with Toilet Facility and Water	Prang Facker Primary School	X	X				1,200,000.00				X	DA	Private Sector
16	Construction of 3No. 2-unit KG Block with Office and store at English and Arabic	Prang English and Arabic Daman Nkwanta Presby and Zabrama D/A	X	X	X			1,500,000.00				X	DA	Private Sector
17	Construction and furnishing of 2No. 3-unit classroom block	Adaprased and Kamapa	X	X	X	X		1,000,000.00				X	DA	Private Sector
18	Complete the construction of 5No.3-unit Classroom blocks	Ankrakuka, Buipe, Cherembo, Dama Nkwanta, Krobo	X	X	X	X		1,500,000.00				X	DA	Private Sector
19	Renovation of 4No. Selected public schools	Selected public schools		X	X	X		400,000.00			X		DA	Private Sector
20	Renovation of 3N o. Teachers Quarters	Zabrama R/C, Fawoman and Beposo Primary			X	X		300,000.00			X		DA	Private Sector

S/ N	Projects	Location	Time Frame (2026)				Cost				Project Status		Implementing Institution/Department	
			Q 1	Q 2	Q 3	Q 4	GoG	DACF	IGF	Othe rs	Ne w	Ongoi ng	Lead	Collaboara ting
21	Facilitate the organization of annual education events, STME Clinics and my first day at school	Entire district	X	X	X	X		50,000.00				X	DDE	DA
22	Provide 10No. Boreholes with hand pumps for selected public schools	Abua, Beposo, Ajalaja, Zabrama, Krobo, Komfourkrom Presby, Abease DA, Buipe and Dama Nkwanta	X	X		X	400,000.00	600,000.00				X	DA	Private Sector
32	Construct 1No. Small Town Water System with disability friendly facilities	Komfourkrom	X		X	X	4,000,000.00	2,000,000.00			X		DA	Private Sector
33	Provide 9No. Limited mechanized Water Systems	Cherembo, Prang East, Prang North, Prang South, Adjalaja, Bosomfour, Benim, Nyamebikyere and Gbare Nkwanta		X	X	X		1,500,000.00				X	DA	Private Sector

S/ N	Projects	Location	Time Frame (2026)				Cost				Project Status		Implementing Institution/Department	
			Q 1	Q 2	Q 3	Q 4	GoG	DACF	IGF	Othe rs	Ne w	Ongoi ng	Lead	Collaboara ting
34	Drill and install 20No. Boreholes with hand pumps in selected communities	Budam, Bachumuru, Wadiebo, Budam, Bichuba, Mantukwa Domeabra, Kyirimoko	X	X			1,000,000.00	1,000,000.00				X	DA	Private Sector
35	Repair 15No. Broken down boreholes and limited water systems	Affected communities	X	X				200,000.00			X		DA	Private Sector
36	Conduct sensitization campaign to promote proper hand washing and hygiene among children	Entire district	X	X	X	X		20,000.00				X	DEHU	Private Sector
37	Facilitate the implementation of Toilet for All programme in the district	Entire district	X	X	X	X		30,000.00			X		DA	DEHU
38	Conduct career guidance and counselling for the youth	Prang	X	X	X	X		10,000.00			X		SWCD	DA
39	Promote peace building and conflict resolution among the youth	Entire district			X			10,000.00				X	SWCD	DA
40	Provide productive social inclusion interventions to empower PWDs	Entire district	X			X	200,000.00					X	SWCD	DA

S/ N	Projects	Location	Time Frame (2026)				Cost				Project Status		Implementing Institution/Department	
			Q 1	Q 2	Q 3	Q 4	GoG	DACF	IGF	Othe rs	Ne w	Ongoi ng	Lead	Collaboara ting
41	Provide guidance and counselling to victims of GBV with disability and mental health conditions	Entire district	X		X		50,000.00				X		SWCD	DA
42	Capacity building for women and PWDs to be able to report perpetrators of GBV	Entire district			X	X	20,000.00				X		SWCD	DA
43	Support justice administration and juvenile delinquency, stakeholder engagement on child protection, case management support to victims of child abuse	Entire district		X	X		30,000.00				X		SWCD	DA
44	Purchase of office supplies to enhance service delivery	Entire district	X	X	X	X		200,000.00			X		SWCD	DA
45	Provide shelter home for children	Prang	X	X	X	X		200,000.00			X		SWCD	DA
46	Provide financial assistance and social safety nets for the most vulnerable	Entire district			X	X	100,000.00	20,000.00				X	SWCD	DA
47	Conduct monitoring and evaluation of the disbursement of 3% District Assemblies Common Fund to Persons with Disabilities	Entire district	X	X	X	X		20,000.00				X	SWCD	DA

S/ N	Projects	Location	Time Frame (2026)				Cost				Project Status		Implementing Institution/Department	
			Q 1	Q 2	Q 3	Q 4	GoG	DACF	IGF	Othe rs	Ne w	Ongoi ng	Lead	Collaboara ting
48	Prevent child marriage, abuse paternity and separation	Entire district	X	X	X	X	15,000.00					X	SWCD	DA
49	Data collection on orphan vulnerable children (OVC's) and updating of PWD data	Entire district		X	X			2,000.00				X	SWCD	DA
50	Formation of child welfare clubs in schools district wide	Entire district		X	X	X	12,000.00	4,000.00			X		SWCD	DA
51	Sensitization of youth on drugs/substance abuse	Entire district		X	X	X		10,000.00			X		SWCD	DA
52	Establishment of child parliament and stakeholder engagement referral pathways	Entire district		X	X	X	10,000.00	10,000.00			X		SWCD	DA
53	Facilitating the registration and renewal of NHIS of PWDs and other vulnerable groups	Entire district	X	X	X	X	8,000.00	8,000.00				X	SWCD	DA
54	Integrate employment services with social protection programmes to enhance livelihoods and reduce vulnerabilities	Entire district	X	X	X	X	2,000.00	2,000.00				X	SWCD	DA
Dimension/Thematic Area: Environment and Human Settlement														
Objective: Safeguard and improve the quality of about 80% of the District's environmental resources by 2029														

S/ N	Projects	Location	Time Frame (2026)				Cost				Project Status		Implementing Institution/Department	
			Q 1	Q 2	Q 3	Q 4	GoG	DACF	IGF	Other s	Ne w	Ongoi ng	Lead	Collaboara ting
Programme:Environmental sustainability programme														
	Projects	Location	Time Frame (2026)				Cost				Project Status		Implementing Institution/Department	
			Q 1	Q 2	Q 3	Q 4	GoG	DACF	IGF	Other s	Ne w	Ongoin g	Lead	Collaboratin g
1	Ensure restoration of degraded areas within and outside forest reserves	Entire District		X	X	X	300,000.00	20,000.00				X	FC	DA
2	Intensify the protection of all major water bodies and tributaries	Entire District	X	X	X	X	20,000.00	4,000.00				X	DA	Private Sector
3	Intensify public education on indiscriminate disposal of waste	Entire District	X	X	X	X	4,000.00	20,000.00				X	DEHU	DA
6	Construction of speed rumps and signages	Major Roads				X		20,000.00			X		Ghana Highway Authority	DA
7	Extension of electricity, installation, repair and replacement of streetlights	Prang, Beposo, Komfourkrom, Dama Nkwanta	X	X	X	X		300,000.00			X		DA	Private Sector
8	Implement street naming and property addressing system	Major Towns		X	X			20,000.00				X	PPD	DA
9	Conduct sensitization on the rights and responsibilities of road users	Entire District	X	X	X			10,000.00				X	RSC	DA

S/ N	Projects	Location	Time Frame (2026)				Cost				Project Status		Implementing Institution/Department	
			Q 1	Q 2	Q 3	Q 4	GoG	DACF	IGF	Othe rs	Ne w	Ongoi ng	Lead	Collaboara ting
10	Prepare District Spatial Development Framework (SDF)	Entire District	X	X				140,000.00				X	PPD	DA
11	Construction of Toilet facilities at Market centers and public places	Market Centers		X	X	X		300,000.00				X	DA	Private Sector
12	Undertake maintenance scheme for roads, public office buildings and other critical infrastructure	Entire District	X	X	X	X	300,000.00					X	DA	DWD
	Facilitate the implementation of District Road Improvement Programme (DRIP)	Entire District	X	X	X	X	2,000,000.00					X	DA	DWD
13	Facilitate the extension of ICT infrastructure to remote areas of the district	Selected communities		X	X			100,000.00				X	GIFEC	DA
14	Support fumigation exercise, CLTS, procurement of sanitary tools and equipment	Entire District	X	X				400,000.00				X	DEHU	DA
15	Undertake routine inspection, screening of food vendors and clean- up Exercise District wide	Entire District	X	X	X	X		8,000.00				X	DEHU	DA
16	Implementation of Ghana Productive Safety Net Project 2	Selected communities	X	X			300,000.00					X	GPSNP	DA

S/ N	Projects	Location	Time Frame (2026)				Cost				Project Status		Implementing Institution/Department		
			Q 1	Q 2	Q 3	Q 4	GoG	DACF	IGF	Othe rs	Ne w	Ongoi ng	Lead	Collaboara ting	
17	Evacuation of refuse dump and dislodging of liquid waste	Dama Nkwanta, Komfourkrom		X	X	X		400,000.00				X		DEHU	DA
	Procurement of 10 No. skip containers	Dama Nkwanta, Komfourkrom		X	X	X		500,000.00				X		DA	Private Sector
18	Monitoring and supervision of regular collection and disposal of liquid waste at all Disposal sites	Entire District	X	X	X			400,000.00				X		DEHU	DA
Dimension/Thematic Area: Governance and Institutional Development															
Objective: Ensure 100% compliance to planning and Budgeting guidelines yearly															
Programme: Governance and Public Accountability Programme															
	Projects	Location	Time Frame (2026)				Cost				Project Status		Implementing Institution/Department		
			Q 1	Q 2	Q 3	Q 4	GoG	DACF	IGF	Othe rs	Ne w	Ongoi ng	Lead	Collaborati ng	
1	Completion of DCE's Bungalow	Prang	X	X			2,000,000.00					X		DA	Private Sector
2	Provide logistics and technical support for District Sub-structures	Prang, Adjalaja and Abease	X	X	X	X		60,000.00					X	DA	Sub-structures
3	Construct 2 No. Residential accommodation for Assembly staff	Prang	X	X				2,000,000.00				X		DA	Private Sector
4	Conduct General Assembly, Executive Committee and Sub-committee meetings	Prang	X	X	X	X		80,000.00					X	DA	Departments

S/ N	Projects	Location	Time Frame (2026)				Cost				Project Status		Implementing Institution/Department	
			Q 1	Q 2	Q 3	Q 4	GoG	DACF	IGF	Othe rs	Ne w	Ongoi ng	Lead	Collaboara ting
5	Provide continuous in-service training for DPCU staff and DPCU quarterly meetings	Prang			X			40,000.00				X	DA	DPCU
6	Design, implement, and monitor and evaluate government flagship programmes	Prang	X	X	X	X		50,000.00			X		DA	DPCU
7	Maintenance of Assembly vehicles and equipment, and insurance for Assembly properties	Prang	X	X	X	X		150,000.00				X	DA	DWD
8	Preparation and submission of quarterly reports	Prang	X	X	X	X		20,000.00				X	DA	Departments
9	Preparation of 2026-2029 DMTDP	Entire district	X	X	X			50,000.00				X	DA	DPCU
10	Provide stationary for administrative activities	Prang	X	X	X	X		50,000.00				X	DA	Departments
11	Conduct regular Town Hall Meetings and Meet the Press series in major towns	Prang, Dama Nkwanta, Abease, Prang	X	X	X	X		60,000.00				X	DA	DPCU
12	Conduct regular monitoring and evaluation of all public projects and programmes involving key stakeholders	All project sites	X	X	X	X		100,000.00				X	DA	DPCU

S/ N	Projects	Location	Time Frame (2026)				Cost				Project Status		Implementing Institution/Department	
			Q 1	Q 2	Q 3	Q 4	GoG	DACF	IGF	Othe rs	Ne w	Ongoi ng	Lead	Collaboara ting
13	Organize community durbars on critical development issues	Selected communities	X	X	X	X		60,000.00				X	DA	AM/Chiefs
14	Equip NCCE to continuously educate and sensitize citizens on their rights and responsibilities	Prang		X			20,000.00	10,000.00				X	NCCE	DA
15	Institutionalize the use of Strategic Environmental Assessment (SEA) in public projects	Project communities	X	X	X	X		30,000.00			X		DA	EPA
16	Provide fuel and other logistics to District police command for effective security operations	Prang	X	X	X	X		40,000.00				X	DA	District Police Command
17	Ensure effective implementation of the National Anti-corruption Action Plan	Entire district	X	X	X	X		5,000.00				X	DA	AM/Chiefs
18	Support for National events and celebrations	Prang	X			X		200,000.00				X	DA	Organizers
19	Capacity building of Hon Assembly members	Prang		X				60,000.00			X		DA	Private Sector
20	Support the activities of all Departments (HR, Statistics, DSWCD, Works, PPD)	Entire district	X	X	X	X		100,000.00				X	DA	Departments

S/ N	Projects	Location	Time Frame (2026)				Cost				Project Status		Implementing Institution/Department	
			Q 1	Q 2	Q 3	Q 4	GoG	DACF	IGF	Othe rs	Ne w	Ongoi ng	Lead	Collaboara ting
21	Protocol expenses to RCC and NALAG	Entire District	X	X	X	X		80,000.00				X	DA	DA
22	Preparation, implementation of 2026, AAP, Fee fixing & program based budget and gazzeting of fee fixing resolution	Entire district		X	X	X		30,000.00				X	DPCU	DA
23	Construction of Administration block for District Education Directorate	Prang	X	X	X	X	2,000,000.00				X		DA	Private Sector
24	Donations and support for community self-help projects	Entire district		X		X		150,000.00			X		DA	Communities
25	Participation in official conferences, meetings and workshops	Venues	X	X	X	X		120,000.00				X	DA	Organizers
Total cost of plan							73,491,000.00							

Table 6.2: 2027 ANNUAL ACTION PLAN

S/ N	Projects	Location	Time Frame (2027)				Cost				Project Status		Implementing Institution/Department		
			Q 1	Q 2	Q 3	Q 4	GoG	DACF	IGF	Others	New	Ongoing	Lead	Collaborating	
Dimension/Thematic Area: Economic Development															
Objective: Boost local economic development through the establishment of 5 cottage industries by 2029															
Programme: Development of local industry programme															
1	Promote market access for agro commodities and address bottlenecks along the supply value chain	Select communities			X	X	5,250.00	10,500.00	2,100.00			X		NSSI	DA
Objective: Enhance Domestic Trade by constructing 4No. model markets by 2029															
Programme: Trade promotion programme															
2	Develop modern markets and infrastructure in major communities to enhance domestic trade	Dama Nkwanta, Komfoorkrom	X	X	X	X		5,250,000.00				X		DA	DWD
3	Strengthen skills development support for youth and women	Entire District			X	X	42,000.00	5,250.00				X		NBSSI	DA
4	Enhance entrepreneurial culture, especially among the youth	District Wide					5,200.00	2,000.00				X		NBSSI	DA
5	Develop and implement youth and entrepreneurship programmes such as National Apprenticeship, One million coders and <i>Adwumawura</i> programmes	Entire district	X	X	X	X	10,500.00	4,200.00				X		BAC	DA
Objective: Promote Agriculture as a viable business for 20% of the youth and women yearly															
Programme: Agricultural Sustainability Programme															

	Projects	Location	Time Frame (2027)				Cost				Project Status		Implementing Institution/Department	
			Q 1	Q 2	Q 3	Q 4	GoG	DACF	IGF	Others	New	Ongoing	Lead	Collaborating
6	Facilitate secure access to agricultural lands by women, youth and migrant farmers	Entire District	X	X	X	X	10,500.00	2,100.00				X	DDA	DA
7	Promote the Development of irrigation facilities	Adjalaja/Beposo	X			X		2,100.00			X		GPSNP	DA
8	Build the capacity of community-based organizations and other actors along the value chain in marketing, standards, and other skills development	Entire District	X	X	X	X	10,500.00	2,100.00				X	DDA	DA
9	Increase access to farm inputs	Entire District	X	X	X	X	210,000.00	105,000.00				X	DDA	DA
10	Provide consistent and quality extension service delivery and technical support	Entire District	X	X	X	X	21,000.00	21,000.00				X	DDA	DA
11	Enhance post-harvest infrastructure and management protocols on storage, transportation, processing, packaging, and distribution of agricultural produce at all levels	Entire District	X	X	X	X	4,200.00	21,000.00			X		DA	DDA
12	Facilitate the implementation of farmer-service centers in the District	Prang and Zabramana	X	X	X	X		3,150.00			X		DDA	DA
13	Provide access to agricultural financing for youth and women	Entire District	X	X	X	X		2,100.00			X		DDA	DA
14	Facilitate the implementation of Feed Ghana initiative	Entire District	X	X	X	X	10,500.00				X		DDA	DA

	Projects	Location	Time Frame (2027)				Cost				Project Status		Implementing Institution/Department		
			Q1	Q2	Q3	Q4	GoG	DACF	IGF	Others	New	Ongoing	Lead	Collaborating	
15	Promote risk management, including insurance schemes, in the Agri-food system	Entire District	X	X	X	X	10,500.00					X	X	DDA	DA
Objective: Improve livestock and poultry development by 50% yearly															
Programme: Livestock and poultry development programme															
16	Provide consistent and quality extension service delivery and technical support for livestock and poultry production	Entire District	X	X		X	10,500.00	5,250.00					X	DDA	DA
17	Promote cattle ranching and provide incentives to the private sector to develop grazing reserves.		X	X	X	X		52,500.00				X		DA	Private Sector
Objective: Combat illegal fishing by end of 2027															
Programme: Fisheries and aquaculture development Programme															
18	Combat illegal fishing and reduce post-harvest losses	Fishing communities	X	X	X		21,000.00	5,250.00					X	DA	FD
Objective: Develop 80% of tourism infrastructure in the District by 2028															
Programme: Tourism promotion programme															
19	Improve tourism infrastructure including road networks leading to tourists centers	Benim	X	X		X		210,000.00				X		DA	Private Sector
Dimension/Thematic Area: Social Development															
Objective: Improve reproductive health knowledge and services to 60% of adolescents yearly															
Programme: Population management programme															
	Projects	Location	Time Frame (2027)				Cost				Project Status		Implementing Institution/Department		

	Projects	Location	Time Frame (2027)				Cost				Project Status		Implementing Institution/Department	
			Q1	Q2	Q3	Q4	GoG	DACF	IGF	Others	New	Ongoing	Lead	Collaborating
			Q1	Q2	Q3	Q4	GoG	DACF	IGF	Others	New	Ongoing	Lead	Collaborating
1	Strengthen the integration of family planning education in adolescent reproductive healthcare services	Entire District	X	X	X	X	10,500.00	2,100.00				X	GHS	DA
Objective: Improve access to quality healthcare delivery to 90% for all residents in the District by 2029														
Programme: Health promotion programme														
2	Construction of 3No. CHPS Compound	Hiamankyini, Gbare Nkwanta and Fawoman		X	X	X		1,575,000.00				X	DA	Private Sector
3	Complete the construction of 1No. Maternity block at Kamapa	Kamapa	X	X	X	X		315,000.00				X	DA	Private Sector
4	Provide essential equipment to health facilities to operate effectively	Selected Health Facilities			X	X	105,000.00	210,000.00			X		GHS	DA
5	Construction of 2No. Nurses' quarters	Dama Nkwanta, Beposo	X	X	X	X		150,000.00				X	DA	Private Sector
6	Improve maintenance regime of ambulances	Prang	X	X				210,000.00			X		Ambulance Service	DA
7	Promote the coverage and strengthening of National Health Insurance Scheme	Entire District	X	X	X	X		10,500.00				X	NHIA	DA

	Projects	Location	Time Frame (2027)				Cost				Project Status		Implementing Institution/Department	
			Q 1	Q 2	Q 3	Q 4	GoG	DACF	IGF	Others	New	Ongoing	Lead	Collaborating
8	Expand and intensify HIV Counselling and Testing (HTC) programmes	Entire District	X	X	X	X		105,000.00				X	GHS	DA
9	Support seasonal malaria chemoprevention	Entire District		X	X		21,000.00	2,100.00				X	GHS	DA
10	Increase awareness and sensitization on the dangers of psychoactive substance abuse	Entire District	X	X	X	X	21,000.00	5,000.00			X		GH	
11	Mass drugs distribution of oncho sistomiasis	Entire District			X	X	15,750.00	2,100.00				X	GHS	DA
Objective: Scale up nutritional campaigns to reduce malnutrition by 35% yearly														
Programme: Nutrition improvement programme														
12	Build capacities of nutrition service delivery especially in rural areas to provide clinical and non-clinical services	Entire District	X	X	X	X	21,000.00	2,100.00				X	GHS	SWCD
13	Facilitate access to social protection programmes by moderately and severely food insecure households	Entire District	X	X	X	X	5,250.00	2,100.00				X	GHS	DA
Objectives: Improve 80% access to quality education by end of 2029														
Programme: Quality Education enhancement programme														
14	Construct and furnish 3No. 3-unit classroom blocks	Prang West (Bita), Prang East, Gbare Nkwanta	X	X	X		1,050,000.00	2,010,000.00				X	DA	Private Sector

	Projects	Location	Time Frame (2027)				Cost				Project Status		Implementing Institution/Department		
			Q 1	Q 2	Q 3	Q 4	GoG	DACF	IGF	Others	New	Ongoing	Lead	Collaborating	
15	Construction and furnishing of 2No. 6-unit classroom block with Toilet Facility and Water	Komfo urkrom R/C Primary and Beposo Primary school	X	X				1,260,000.00				X		DA	Private Sector
16	Construction of 3No. 2-unit KG Block with Office and store	Prang South, Adjalaja	X	X	X			1,575,000.00				X		DA	Private Sector
17	Construction and furnishing of 3No. 3-unit classroom block	Prang D/A No1, Kamapa and Ohiampe	X	X	X	X		1,050,000.00				X		DA	Private Sector
19	Renovation of 4No. Selected public schools	Selecte d public schools		X	X	X		420,000.00				X		DA	Private Sector
20	Construction of 2No. Teachers quarters	Benim, Buipe,			X	X		5,000,000.00				X		DA	Private Sector
23	Procurement and distribution of octagonal tables and chairs for KG, dual desk for basic schools, tables and chairs for teachers	District Wide	X	X	X	X		420,000.00				X		DDE	DA
21	Support for the organization of mock examination	Entire District	X	X				21,000.00				X		GES	DA

	Projects	Location	Time Frame (2027)				Cost				Project Status		Implementing Institution/Department		
			Q 1	Q 2	Q 3	Q 4	GoG	DACF	IGF	Others	New	Ongoing	Lead	Collaborating	
22	Facilitate the organization of annual education events, STME Clinics and my first day at school	Entire district	X	X	X	X		52,500.00					X	GES	DA
23	Ensure adequate and accessible infrastructure tools and skills to facilitate e-learning and teaching	Entire District	X	X	X	X		21,000.00				X		GES	DA
Objective: Improve access to safe, reliable and sustainable water and sanitation services to 80% of the population by 2029															
Programme: Water and sanitation improvement programme															
24	Provide 10No. Boreholes with hand pumps for selected public schools	Bronikrom, Ankrakuka, Ohiampe, Fawoman	X	X		X	420,000.00	630,000.00					X	DA	Private Sector
25	Construct 2No. Small Town Water System with disability friendly facilities	Komfo urkrom and Dama Nkwanta	X		X	X	4,200,000.00	2,100,000.00				X		DA	Private Sector
26	Provide 9No. Limited Mechanized Water Systems	Bronikrom, Ohiampe, Fawoman, Kyirimoko		X	X	X		1,500,000.00					X	DA	Private Sector

	Projects	Location	Time Frame (2027)				Cost				Project Status		Implementing Institution/Department	
			Q 1	Q 2	Q 3	Q 4	GoG	DACF	IGF	Others	New	Ongoing	Lead	Collaborating
27	Drill and install 20No. Boreholes with hand pumps in selected communities	Agyekum, Seilla No 1 & 2, Badai, Sulemana Akura, Dapodorr	X	X			1,050,000.00	1,050,000.00				X	DA	Private Sector
28	Repair 15No. Broken down boreholes and limited water systems	Affected communities	X	X				210,000.00				X	DA	Private Sector
29	Facilitate the implementation of Toilet for All programme in the district	Entire district						31,500.00				X	DA	DEHU
30	Support fumigation exercise, CLTS, procurement of sanitary tools and equipment	Entire District	X	X				420,000.00				X	DEHU	DA
31	Undertake routine inspection, screening of food vendors and clean- up Exercise District wide	Entire District	X	X	X	X		8,400.00				X	DEHU	DA
Objective: Promote the active participation and equal inclusion of about 90% of PWDs in all dimension of social and economic development yearly														
Programme: Socio-Economic empowerment of the vulnerable group programme														
32	Provide productive social inclusion interventions to empower PWDs	Entire district	X			X	210,000.00					X	SWCD	DA

	Projects	Location	Time Frame (2027)				Cost				Project Status		Implementing Institution/Department		
			Q 1	Q 2	Q 3	Q 4	GoG	DACF	IGF	Others	New	Ongoing	Lead	Collaborating	
33	Capacity building for women and PWDs to be able to report perpetrators of GBV	Entire district			X	X	21,000.00					X		SWCD	DA
34	Purchase of office supplies to enhance service delivery	Entire district	X	X	X	X		210,000.00				X		SWCD	DA
35	Provide shelter home for children	Prang	X	X	X	X		210,000.00				X		SWCD	DA
35	Provide financial assistance and social safety nets for the most vulnerable	Entire district			X	X	105,000.00	21,000.00				X		SWCD	DA
37	Conduct monitoring and evaluation of the disbursement of 3% District Assemblies Common Fund to Persons with Disabilities	Entire district	X	X	X	X		21,000.00				X		SWCD	DA
38	Prevent child marriage, abuse paternity and separation	Entire district	X	X	X	X	15,750.00					X		SWCD	DA
39	Sensitization of youth on drugs/substance abuse	Entire district		X	X	X		10,500.00				X		SWCD	DA
40	Establishment of child parliament and stakeholder engagement referral pathways	Entire district		X	X	X	10,500.00	10,500.00				X		SWCD	DA
41	Facilitating the registration and renewal of NHIS of PWDs and other vulnerable groups	Entire district	X	X	X	X	8,400.00	8,400.00				X		SWCD	DA
42	Integrate employment services with social protection programmes to enhance livelihoods and reduce vulnerabilities	Entire district	X	X	X	X	2,100.00	2,100.00				X		SWCD	DA

	Projects	Location	Time Frame (2027)				Cost				Project Status		Implementing Institution/Department		
			Q1	Q2	Q3	Q4	GoG	DACF	IGF	Others	New	Ongoing	Lead	Collaborating	
Objective: Enhance skills of the youth through quarterly skills training programs yearly															
Programme: Socio-Economic empowerment of youth and women programme															
43	Strengthen and promote schemes that support skills training, internship, and modern apprenticeship	Prang	X	X	X	X		10,500.00				X		SWCD	DA
44	Promote peace building and conflict resolution among the youth	Entire district			X			10,500.00				X		SWCD	DA
Objective: Promote 60% coverage of the aged in all social protection programs in the District yearly															
Programme: Socio-economic empowerment of the aged programme															
45	Facilitate the implementation and expansion of the LEAP program	Entire District	X	X	X	X		220,000.00				X		SWCD	DA
Objective: Enhance skills of the youth through quarterly skills training programs yearly															
Programme: Unemployment reduction programme															
46	Strengthen promote schemes that support skills training, internship and modern apprenticeship	Entire District			X	X		30,000.00				X		BAC	DA
47	Integrate employment services with social protection programmes to enhance livelihoods and reduce vulnerabilities	Entire District	X	X	X	X		11,000.00				X		SWCD	DA
Dimension/Thematic Area: Environment and Human Settlement Development															
Objective: Reduce forest degradation by 30% yearly in the District															
Programme: Environmental sustainability programme															
	Projects	Location	Time Frame (2027)				Cost				Project Status		Implementing Institution/Department		

	Projects	Location	Time Frame (2027)				Cost				Project Status		Implementing Institution/Department	
			Q1	Q2	Q3	Q4	GoG	DACF	IGF	Others	New	Ongoing	Lead	Collaborating
			Q1	Q2	Q3	Q4	GoG	DACF	IGF	Others	New	Ongoing	Lead	Collaborating
			Q1	Q2	Q3	Q4	GoG	DACF	IGF	Others	New	Ongoing	Lead	Collaborating
Objective: Reduce forest degradation by 30% yearly in the District														
Programme: Forest conservation programme														
1	Ensure restoration of degraded areas within and outside forest reserves	Entire District		X	X	X	315,000.00	21,000.00				X	FC	DA
2	Implementation of Ghana Productive Safety Net Project 2	Selecte d communities	X	X			315,000.00					X	GPSNP	DA
Objective: Reduce forest degradation by 30% yearly in the District														
Programme: Reforestation programme														
3	Manage regulate the activities of Nomadic herdsman to prevent conflict and environmental damage	Entire District	X	X		X		250,000				X	DA	Security
4	Strengthen the collaboration among DA, CSOs, NGOs and Traditional Authorities and other relevant stakeholders in combating deforestation	Entire District					450,000.00					X	DA	CSOs, NGOs, Traditional Authorities
Objective: Safeguard and improve the quality of the district's water resources by 35% yearly in the District														
Programme: Water resource management programme														
5	Intensify the protection of all major water bodies and tributaries	Entire District	X	X	X	X	21,000.00	4,200.00				X	DA	Private Sector
Objective: Reduce all forms of pollution to create a healthier living environment														
Programme: Pollution mitigation programme														

	Projects	Location	Time Frame (2027)				Cost				Project Status		Implementing Institution/Department		
			Q 1	Q 2	Q 3	Q 4	GoG	DACF	IGF	Others	New	Ongoing	Lead	Collaborating	
6	Intensify public education on indiscriminate disposal of waste	Entire District	X	X	X	X	4,200.00	21,000.00				X		DEHU	DA
7	Construction of Toilet facilities at Market centers and public places	Beposo, Cherebobo		X	X	X		315,000.00				X		DA	Private Sector
8	Evacuation of refuse dump and dislodging of liquid waste	Dama Nkwanta, Komfoorkrom		X	X	X		420,000.00				X		DEHU	DA
9	Procurement of 10No. skip containers	Entire District		X	X	X		525,000.00				X		DA	Private Sector
10	Monitoring and supervision of regular collection and disposal of waste at all Disposal sites	Entire District	X	X	X			420,000.00				X		DEHU	DA
Objective: Improve efficiency and effectiveness of 80% of road transport infrastructure and services in the District by end of 2029															
Programme: District Road Improvement Programme															
11		Entire District	X	X	X			10,500.00				X		RSC	DA
12	Construction of speed rumps and signages	Major Roads				X		21,000.00				X		Ghana Highway Authority	DA
13	Construction of farm roads	Senyasi, Domeabra		X	X	X		525,000.00				X		DA	Feeder Roads
14	Opening up of town roads	Prang south	X	X	X			525,000.00				X		DA	Feeder Roads

	Projects	Location	Time Frame (2027)				Cost				Project Status		Implementing Institution/Department		
			Q 1	Q 2	Q 3	Q 4	GoG	DACF	IGF	Others	New	Ongoing	Lead	Collaborating	
15	Facilitate the implementation of District Road Improvement Programme (DRIP)	Entire District	X	X	X	X	2,100,000.00					X		DA	DWD
Objective: Facilitate 80% network coverage in the District By end of 2029															
Programme: Information, Communication and Technology improvement programme															
19	Facilitate the extension of ICT infrastructure to remote areas of the district	Selected communities		X	X		105,000.00					X		GIFEC	DA
	Improve the quality of communication services, especially internet and telephony	Selected communities	X	X			100,000.00					X		GIFEC	DA
Objective: Promote an efficient transmission and distribution system of the national grid to 90% of communities in the District by end of 2029															
Programme: Energy enhancement programme															
16	Extension of electricity, installation, repair and replacement of streetlights	Prang, Abease, Komfokrom	X	X	X	X		315,000.00					X	DA	Private Sector
Objective: Ensure the development of 5 spatial and sector plans for 5 major communities yearly															
Programme: Spatial planning improvement programme															
17	Implement street naming and property addressing system	Major Towns		X	X			21,000.00					X	PPD	DA
18	Enforce building codes and standards	Entire District	X	X	X	X		21,000.00					X	PPD	DA
Objective: Promote the maintenance of 80% of critical infrastructure in the District yearly															
Programme: Infrastructure maintenance programme															
20	Undertake maintenance scheme for roads, public office buildings and other critical infrastructure	Entire District	X	X	X	X		315,000.00					X	DA	DWD

	Projects	Location	Time Frame (2027)				Cost				Project Status		Implementing Institution/Department	
			Q1	Q2	Q3	Q4	GoG	DACF	IGF	Others	New	Ongoing	Lead	Collaborating
Dimension/Thematic Area: Governance and Institutional Development														
Objective: Organize 2 town hall and meet the press series yearly														
Programme: Governance and Public Accountability Programme														
	Projects	Location	Time Frame (2027)				Cost				Project Status		Implementing Institution/Department	
			Q1	Q2	Q3	Q4	GoG	DACF	IGF	Others	New	Ongoing	Lead	Collaborating
1	Provide logistics and technical support for District Sub-structures	Prang, Adjalaja and Abease	X	X	X	X		63,000.00				X	DA	Sub-structures
2	Construct 2No. Residential accommodation for Assembly staff	Prang	X	X				2,100,000.00			X		DA	Private Sector
3	Design, implement, and monitor and evaluate government flagship programmes	Prang	X	X	X	X		52,500.00			X		DA	DPCU
4	Maintenance of Assembly vehicles and equipment, and insurance for Assembly properties	Prang	X	X	X	X		157,500.00				X	DA	DWD
5	Preparation and submission of quarterly reports	Prang	X	X	X	X		21,000.00				X	DA	Departments
6	Provide stationary for administrative activities	Prang	X	X	X	X		52,500.00				X	DA	Departments
7	Conduct General Assembly, Executive Committee and Sub-committee meetings	Prang	X	X	X	X		84,000.00				X	DA	Departments

	Projects	Location	Time Frame (2027)				Cost				Project Status		Implementing Institution/Department	
			Q 1	Q 2	Q 3	Q 4	GoG	DACF	IGF	Others	New	Ongoing	Lead	Collaborating
8	Conduct regular monitoring and evaluation of all public projects and programmes involving key stakeholders	All project sites	X	X	X	X		105,000.00				X	DA	DPCU
9	Equip NCCE to continuously educate and sensitize citizens on their rights and responsibilities	Prang		X			21,000.00	10,500.00			X	NCCE	DA	
10	Institutionalize the use of Strategic Environmental Assessment (SEA) in public projects	Project communities	X	X	X	X		31,500.00			X	DA	EPA	
11	Provide fuel and other logistics to District police command for effective security operations	Prang	X	X	X	X		42,000.00			X	DA	District Police Command	
12	Ensure effective implementation of the National Anti- corruption Action Plan	Entire district	X	X	X	X		5,250.00			X	DA	AM/Chiefs	
13	Support for National events and celebrations	Prang	X			X		220,500.00			X	DA	Organizers	
14	Support the activities of all Departments (HR, Statistics, DSWCD, Works, PPD)	Entire district	X	X	X	X		105,000.00			X	DA	Departments	
15	Protocol expenses to RCC and NALAG	Entire District	X	X	X	X		84,000.00			X	DA	DA	
16	Preparation, implementation of 2028, AAP, Fee fixing & program based budget and gazetting of fee fixing resolution	Entire district		X	X	X		31,500.00			X	DPCU	DA	

	Projects	Location	Time Frame (2027)				Cost				Project Status		Implementing Institution/Department		
			Q 1	Q 2	Q 3	Q 4	GoG	DACF	IGF	Others	New	Ongoing	Lead	Collaborating	
17	Construction of Administration block for District Education Directorate	Prang	X	X	X	X	2,000,000.00	2,100,000.00				X		DA	Private Sector
18	Donations and support for community self-help projects	Entire district		X		X		157,500.00				X		DA	Communities
19	Participation in official conferences, meetings and workshops	Venues	X	X	X	X		126,000.00				X		DA	Organizers
Objective: Ensure 90% implementation of RIAP to attain financial autonomy by end of 2029															
Programme: Revenue improvement programme															
20	Identify new and untapped sources of revenue	Entire District	X	X	X	X		85,000.00				X		DA	Statistics
21	Enhance revenue mobilization capacity of the Assembly	Entire District	X	X	X	X		78,000.00				X		DA	Private Sector
Objective: Enhance the competency and skills of public sector workers															
Programme: Knowledge based learning improvement programme															
22	Provide continuous in-service training for DPCU staff and DPCU quarterly meetings	Prang			X			42,000.00				X		DA	DPCU
23	Improve digital engagement and effective use of digital platforms	Staff	X	X				21,000.00				X		Staff	DA
24	Capacity building of Hon revenue staff	Prang		X				63,000.00				X		DA	Private Sector
Objective: Organize 2 town hall and meet the press series yearly															
Programme: Development communication programme															
25	Conduct regular Town Hall Meetings and Meet the Press series in major towns	Prang, Dama Nkwanta,	X	X	X	X		63,000.00				X		DA	DPCU

	Projects	Location	Time Frame (2027)				Cost				Project Status		Implementing Institution/Department	
			Q 1	Q 2	Q 3	Q 4	GoG	DACF	IGF	Others	New	Ongoing	Lead	Collaborating
		Abease, Prang												
26	Organize community durbars on critical development issues	Selecte d communities	X	X	X	X		63,000.00				X	DA	AM/Chiefs
	Total cost of plan							170,640,550.00						

Table 6.3: 2028 ANNUAL ACTION PLAN

	Projects	Location	Time Frame (2028)				Cost				Project Status		Implementing Institution/Department	
			Q 1	Q 2	Q 3	Q 4	GoG	DACF	IGF	Others	New	Ongoing	Lead	Collaborating
Dimension/Thematic Area: Economic Development														
Objective: Boost local economic development through the establishment of 5 cottage industries by 2029														
Programme: Development of local industry programme														
1	Promote market access for agro commodities and address bottlenecks along the supply value chain	Selected communities			X	X	5,500.00	11,000.00	2,200.00		X		NSSI	DA
Objective: Enhance domestic trade by constructing 4No. model markets by end of 2029														
Programme: Trade promotion programme														
2	Develop modern markets and infrastructure in major communities to enhance domestic trade	Cherembo	X	X	X	X		5,500,000.00				X	DA	DWD

	Projects	Location	Time Frame (2028)				Cost				Project Status		Implementing Institution/Department	
			Q 1	Q 2	Q 3	Q 4	GoG	DACF	IGF	Others	New	Ongoing	Lead	Collaborating
3	Strengthen skills development support for youth and women	Entire District			X	X	44,000.00	5,500.00				X	NBSSI	DA
4	Enhance entrepreneurial culture, especially among the youth	District Wide	X	X	X	X	5,500.00	2,200.00			X		BAC	DA
5	Develop and implement youth and entrepreneurship programmes such as National Apprenticeship, One million coders and <i>Adwumawura</i> programmes	Entire district	X	X	X	X	11,000.00	4,400.00			X		BAC	DA
Objective: Strengthen the skills and knowledge base of 100 local entrepreneurs yearly														
Programme: Private sector development programme														
6	Strengthen programmes aimed at entrepreneurship development	District Wide	X	X	X	X	17,500.00	2,200.00			X		BAC	DA
7	Enhance entrepreneurial culture, especially among the youth	District Wide	X	X	X	X	11,000.00	5,500.00			X		BAC	DA
Objective: Build resilience of 1,000 farmers to vulnerabilities, shocks, and stresses by 2029														
Programme: Agricultural Sustainability Programme														
8	Facilitate secure access to agricultural lands by women, youth and migrant farmers	Entire District	X	X	X	X	11,000.00	2,200.00				X	DDA	DA

	Projects	Location	Time Frame (2028)				Cost				Project Status		Implementing Institution/Department	
			Q 1	Q 2	Q 3	Q 4	GoG	DACF	IGF	Others	New	Ongoing	Lead	Collaborating
9	Promote the Development of irrigation facilities	Adjalaja/Beposo	X			X		2,200.00			X		GPSNP	DA
10	Build the capacity of community-based organizations and other actors along the value chain in marketing, standards, and other skills development	Entire District	X	X	X	X	11,000.00	2,200.00				X	DDA	DA
11	Increase access to farm inputs	Entire District	X	X	X	X	220,000.00	110,000.00				X	DDA	DA
12	Provide consistent and quality extension service delivery and technical support	Entire District	X	X	X	X	22,000.00	22,000.00				X	DDA	DA
13	Enhance post-harvest infrastructure and management protocols on storage, transportation, processing, packaging, and distribution of agricultural produce at all levels	Entire District	X	X	X	X	4,400.00	22,000.00			X		DA	DDA
14	Facilitate the implementation of farmer-service centers in the District	Prang and Zabrama	X	X	X	X		3,300.00			X		DDA	DA
15	Provide access to agricultural financing for youth and women	Entire District	X	X	X	X		2,200.00			X		DDA	DA
16	Facilitate the implementation of Feed Ghana initiative	Entire District	X	X	X	X	11,000.00				X		DDA	DA

	Projects	Location	Time Frame (2028)				Cost				Project Status		Implementing Institution/Department		
			Q 1	Q 2	Q 3	Q 4	GoG	DACF	IGF	Others	New	Ongoing	Lead	Collaborating	
17	Promote risk management, including insurance schemes, in the Agri-food system	Entire District	X	X	X	X	11,000.00					X	X	DDA	DA
Objective: Improve livestock and poultry development for food security by 50% yearly															
Programme: Livestock and poultry development programme															
18	Provide consistent and quality extension service delivery and technical support for livestock and poultry production	Entire District	X	X		X	11,000.00	5,500.00				X		DDA	DA
19	Promote cattle ranching and provide incentives to the private sector to develop grazing reserves.	Abease and Prang	X	X	X	X		55,000.00				X		DA	Private Sector
Objective: Combat illegal fishing by end of 2028															
Programme: Fisheries and aquaculture development															
20	Combat illegal fishing and reduce post-harvest losses	Fishing communities	X	X	X		22,000.00	5,500.00				X		DA	FD
Objective: Promote 70% participation of communities on tourism development by end of 2029															
Programme: Tourism promotion programme															
21	Improve tourism infrastructure including road networks leading to tourists centers	Benim	X	X		X		220,000.00				X		DA	Private Sector
Dimension/Thematic Area: Social Development															
Objective: Improve reproductive health knowledge and services to 60% of adolescents yearly															
Programme: Population management programme															

	Projects	Location	Time Frame (2028)				Cost				Project Status		Implementing Institution/Department	
			Q 1	Q 2	Q 3	Q 4	GoG	DACF	IGF	Others	New	Ongoing	Lead	Collaborating
	Projects	Location	Time Frame (2028)				Cost				Project Status		Implementing Institution/Department	
			Q 1	Q 2	Q 3	Q 4	GoG	DACF	IGF	Others	New	Ongoing	Lead	Collaborating
1	Strengthen the integration of family planning education in adolescent reproductive healthcare services	Entire District	X	X	X	X	11,000.00	2,200.00				X	GHS	DA
Objective: Ensure 90% coverage of Health insurance scheme in the District by end of 2026														
Programme: Health promotion programme														
2	Construction of 3No. CHPS Compound	Fawoman, Hiamankyini, Badai		X	X	X		1,650,000.00				X	DA	Private Sector
3	Construction of weighing shed	Bronikrom	X	X	X	X		110,000.00				X	DA	Private Sector
4	Provide essential equipment to health facilities to operate effectively	Selected Health Facilities			X	X	110,000.00	220,000.00			X		GHS	DA
5	Construction of 2No. Nurses' quarters	Kyirimoko, Benim	X	X	X	X		1,100,000.00				X	DA	Private Sector
	Facilitate the upgrading of Zabrama health center	Zabrama		X	X			5,500,000.00			X		DA	Private Sector
6	Improve maintenance regime of ambulances	Prang	X	X				22,000.00			X		Ambulance Service	DA
7	Promote the coverage and strengthening of National Health Insurance Scheme	Entire District	X	X	X	X		11,000.00				X	NHIA	DA

	Projects	Location	Time Frame (2028)				Cost				Project Status		Implementing Institution/Department	
			Q 1	Q 2	Q 3	Q 4	GoG	DACF	IGF	Others	New	Ongoing	Lead	Collaborating
8	Expand and intensify HIV Counselling and Testing (HTC) programmes	Entire District	X	X	X	X		110,000.00				X	GHS	DA
9	Support seasonal malaria chemoprevention	Entire District		X	X		22,000.00	2,200.00				X	GHS	DA
10	Increase awareness and sensitization on the dangers of psychoactive substance abuse	Entire District	X	X	X	X	22,000.00	2,200.00			X		GHS	SWCD
11	Mass drugs distribution of oncho sistomiasis	Entire District			X	X	16,500.00	2,200.00				X	GHS	DA
Objective: Scale up nutritional campaigns to reduce malnutrition by 35% yearly														
Programme: Nutrition improvement programme														
12	Build capacities of nutrition service delivery especially in rurall areas to provide clinical and non-clinical services	Entire District	X	X	X	X	22,000.00	2,200.00				X	GHS	SWCD
13	Facilitate access to social protection programmes by moderately and severely food insecure households	Entire District	X	X	X	X	5,500.00					X	GHS	DA
Objectives: Improve 80% access to quality education by end of 2029														
Programme: Quality Education enhancement programme														
14	Construct and furnish 3No. 3-unit classroom blocks	Prang SHS, Kamapa, Ohiampe	X	X	X		1,100,000.00	2,200,000.00			X		DA	Private Sector

	Projects	Location	Time Frame (2028)				Cost				Project Status		Implementing Institution/Department	
			Q 1	Q 2	Q 3	Q 4	GoG	DACF	IGF	Others	New	Ongoing	Lead	Collaborating
15	Construction and furnishing of 1No. 6-unit classroom block for Facker Primary School with Toilet Facility and Water	Badai	X	X				1,320,000.00				X	DA	Private Sector
16	Construction of 3No. 2-unit KG Block with Office and store	Prang South, Baaya	X	X	X			1,650,000.00				X	DA	Private Sector
17	Construction and furnishing of 2No. 3-unit classroom block	Kamapa , Ohiampe	X	X	X	X		1,100,000.00				X	DA	Private Sector
19	Renovation of 4No. Selected public schools	Selected public schools		X	X	X		440,000.00				X	DA	Private Sector
20	Construction of Teachers quarters	Baaya,			X	X		330,000.00				X	DA	Private Sector
23	Procurement and distribution of octagonal tables and chairs for KG, dual desk for basic schools, tables and chairs for teachers	District Wide	X	X	X	X		440,000.00				X	DDE	DA
21	Support for the organization of mock examination	Entire District	X	X				22,000.00				X	GES	DA
22	Facilitate the organization of annual education events, STME Clinics and my first day at school	Entire district	X	X	X	X		55,000.00				X	GES	DA

	Projects	Location	Time Frame (2028)				Cost				Project Status		Implementing Institution/Department		
			Q 1	Q 2	Q 3	Q 4	GoG	DACF	IGF	Others	New	Ongoing	Lead	Collaborating	
23	Ensure adequate and accessible infrastructure tools and skills to facilitate e-learning and teaching	Entire District	X	X	X	X		22,000.00				X		GES	DA
Objective: Improve access to safe, reliable and sustainable water supply services															
Programme: Water and sanitation improvement programme															
24	Provide 10No. Boreholes with hand pumps for selected public schools	Prang SHS, Prang south, Baaya, Benim, Adaprased, Dama Nkwanta	X	X		X	440,000.00	660,000.00				X		DA	Private Sector
25	Construct 2No. Small Town Water System with disability friendly facilities	Komfourkrom and Dama Nkwanta	X		X	X	4,400,000.00	2,200,000.00				X		DA	Private Sector
26	Provide 10No. Limited mechanized Water Systems	Bronikrom, Ohiampe, Fawoman, Kyirimoko		X	X	X		1,650,000.00				X		DA	Private Sector
27	Drill and install 20No. Boreholes with hand pumps in selected communities	Mantukwa, Burkina, Hiamankyini, Bichuba, Bachumuru	X	X			1,100,000.00	1,100,000.00				X		DA	Private Sector
28	Repair 15No. Broken down boreholes and limited water systems	Affected communities	X	X				220,000.00				X		DA	Private Sector

	Projects	Location	Time Frame (2028)				Cost				Project Status		Implementing Institution/Department	
			Q 1	Q 2	Q 3	Q 4	GoG	DACF	IGF	Others	New	Ongoing	Lead	Collaborating
29	Facilitate the implementation of Toilet for All programme in the district	Entire district						33,000.00			X		DA	DEHU
30	Support fumigation exercise, CLTS, procurement of sanitary tools and equipment	Entire District	X	X				440,000.00				X	DEHU	DA
31	Undertake routine inspection, screening of food vendors and clean- up Exercise District wide	Entire District	X	X	X	X		8,800.00				X	DEHU	DA
Objective: Expand the reach and effectiveness of 80% of social protection programs yearly														
Programme: Socio-Economic empowerment of the vulnerable group programme														
32	Provide productive social inclusion interventions to empower PWDs	Entire district	X			X		220,000.00				X	SWCD	DA
33	Capacity building for women and PWDs to be able to report perpetrators of GBV	Entire district			X	X		22,000.00			X		SWCD	DA
34	Purchase of office supplies to enhance service delivery	Entire district	X	X	X	X		220,000.00			X		SWCD	DA
35	Provide shelter home for children	Prang	X	X	X	X		220,000.00			X		SWCD	DA
35	Provide financial assistance and social safety nets for the most vulnerable	Entire district			X	X		110,000.00	22,000.00			X	SWCD	DA

	Projects	Location	Time Frame (2028)				Cost				Project Status		Implementing Institution/Department	
			Q 1	Q 2	Q 3	Q 4	GoG	DACF	IGF	Others	New	Ongoing	Lead	Collaborating
37	Conduct monitoring and evaluation of the disbursement of 3% District Assemblies Common Fund to Persons with Disabilities	Entire district	X	X	X	X		22,000.00				X	SWCD	DA
38	Prevent child marriage, abuse paternity and separation	Entire district	X	X	X	X	16,500.00					X	SWCD	DA
39	Sensitization of youth on drugs/substance abuse	Entire district		X	X	X		11,000.00			X		SWCD	DA
40	Establishment of child parliament and stakeholder engagement referral pathways	Entire district		X	X	X	11,000.00	11,000.00			X		SWCD	DA
41	Facilitating the registration and renewal of NHIS of PWDs and other vulnerable groups	Entire district	X	X	X	X	8,800.00	8,800.00				X	SWCD	DA
42	Integrate employment services with social protection programmes to enhance livelihoods and reduce vulnerabilities	Entire district	X	X	X	X	2,200.00	2,200.00				X	SWCD	DA
Objective: Build the capacity of 50% of the youth on financial literacy yearly														
Programme: Socio-Economic empowerment of youth and women programme														
43	Conduct career guidance and	Prang	X	X	X	X		11,000.00			X		SWCD	DA

	Projects	Location	Time Frame (2028)				Cost				Project Status		Implementing Institution/Department	
			Q 1	Q 2	Q 3	Q 4	GoG	DACF	IGF	Others	New	Ongoing	Lead	Collaborating
	counselling for the youth													
44	Promote peace building and conflict resolution among the youth	Entire district			X			11,000.00				X	SWCD	DA
Objective Promote 60% coverage of the aged in all social protection programs in the District yearly														
Programme: Socio-economic empowerment of the aged programme														
45	Facilitate the implementation and expansion of the LEAP program	Entire District	X	X	X	X		220,000.00				X	SWCD	DA
Objective: Enhance skills of the youth through quarterly skills training programs yearly														
Programme: Unemployment reduction programme														
46	Strengthen promote schemes that support skills training, internship and modern apprenticeship	Entire District			X	X		30,000.00			X		BAC	DA
47	Integrate employment services with social protection programmes to enhance livelihoods and reduce vulnerabilities	Entire District	X	X	X	X		11,000.00			X		SWCD	DA
Dimension/Thematic Area: Environment and Human Settlement Development														
Objective: Reduce forest degradation by 30% yearly in the District														
Programme: Environmental sustainability programme														
	Projects	Location	Time Frame (2028)				Cost				Project Status		Implementing Institution/Department	
			Q 1	Q 2	Q 3	Q 4	GoG	DACF	IGF	Others	New	Ongoing	Lead	Collaborating

	Projects	Location	Time Frame (2028)				Cost				Project Status		Implementing Institution/Department	
			Q 1	Q 2	Q 3	Q 4	GoG	DACF	IGF	Others	New	Ongoing	Lead	Collaborating
Objective: Safeguard and restore forest and protected areas														
Programme: Forest conservation programme														
1	Ensure restoration of degraded areas within and outside forest reserves	Entire District		X	X	X	330,000.00	22,000.00				X	FC	DA
Objective: Safeguard and improve the quality of the district's water resources by 35% yearly in the District														
Programme: Water resource management programme														
3	Intensify the protection of all major water bodies and tributaries	Entire District	X	X	X	X	22,000.00	4,400.00				X	DA	Private Sector
Objective: Promote the reduction of all forms of pollution to 10% to create a healthier living environment in the District														
Programme: Pollution mitigation programme														
4	Intensify public education on indiscriminate disposal of waste	Entire District	X	X	X	X	4,400.00	22,000.00				X	DEHU	DA
5	Construction of Toilet facilities at Market centers and public places	Market Centers		X	X	X		330,000.00			X		DA	Private Sector
6	Evacuation of refuse dump and dislodging of liquid waste	Dama Nkwanta, Komfourkrom		X	X	X		440,000.00			X		DEHU	DA
7	Procurement of 10No. skip containers	Dama Nkwanta, Komfourkrom		X	X	X		550,000.00			X		DA	Private Sector
8	Monitoring and supervision of regular collection and disposal of waste at all Disposal sites	Entire District	X	X	X			440,000.00			X		DEHU	DA

	Projects	Location	Time Frame (2028)				Cost				Project Status		Implementing Institution/Department	
			Q 1	Q 2	Q 3	Q 4	GoG	DACF	IGF	Others	New	Ongoing	Lead	Collaborating
Objective: Improve efficiency and effectiveness of 80% of road transport infrastructure and services in the District by end of 2029														
Programme: District Road Improvement Programme														
9	Conduct sensitization on the rights and responsibilities of road users	Entire District	X	X	X			11,000.00				X	RSC	DA
10	Construction of speed bumps and signages	Major Roads				X		22,000.00			X		Ghana Highway Authority	DA
11	Construction of farm roads	Buipe, Ajalaja		X	X	X		550,000.00					DA	Feeder Roads
12	Opening up of town roads	Zabrama	X	X	X			550,000.00				X	DA	Feeder Roads
13	Facilitate the implementation of District Road Improvement Programme (DRIP)	Entire District	X	X	X	X	2,200,000.00				X		DA	DWD
Objective: Promote an efficient transmission and distribution system of the national grid to 90% of communities in the District by end of 2029														
Programme: Energy enhancement programme														
14	Extension of electricity, installation, repair and replacement of streetlights	Benim, Cherembo, Kamapa, Krobo	X	X	X	X		330,000.00			X		DA	Private Sector
Objective: Ensure the development of 5 spatial and sector plans for 5 major communities yearly														
Programme: Spatial planning improvement programme														
15	Implement street naming and property addressing system	Major Towns		X	X			22,000.00				X	PPD	DA
16	Enforce building codes and standards	Entire District	X	X	X	X		22,000.00				X	PPD	DA

	Projects	Location	Time Frame (2028)				Cost				Project Status		Implementing Institution/Department	
			Q 1	Q 2	Q 3	Q 4	GoG	DACF	IGF	Others	New	Ongoing	Lead	Collaborating
17	Facilitate the extension of ICT infrastructure to remote areas of the district	Selected communities		X	X			110,000.00			X		GIFEC	DA
Objective: Promote the maintenance of 80% of critical infrastructure in the District yearly														
Programme: Infrastructure maintenance programme														
18	Undertake maintenance scheme for roads, public office buildings and other critical infrastructure	Entire District	X	X	X	X	330,000.00				X		DA	DWD
Dimension/Thematic Area: Governance and Institutional Development														
Objective: Ensure 100% compliance to planning and Budgeting guidelines yearly														
Programme: Governance and Public Accountability Programme														
	Projects	Location	Time Frame (2028)				Cost				Project Status		Implementing Institution/Department	
			Q 1	Q 2	Q 3	Q 4	GoG	DACF	IGF	Others	New	Ongoing	Lead	Collaborating
1	Provide logistics and technical support for District Sub-structures	Prang, Adjalaja and Abease	X	X	X	X		66,000.00				X	DA	Sub-structures
2	Construct 2No. Residential accommodation for Assembly staff	Prang	X	X				2,200,000.00			X		DA	Private Sector
3	Design, implement, and monitor and evaluate government flagship programmes	Prang	X	X	X	X		55,000.00			X		DA	DPCU

	Projects	Location	Time Frame (2028)				Cost				Project Status		Implementing Institution/Department	
			Q 1	Q 2	Q 3	Q 4	GoG	DACF	IGF	Others	New	Ongoing	Lead	Collaborating
4	Maintenance of Assembly vehicles and equipment, and insurance for Assembly properties	Prang	X	X	X	X		165,000.00				X	DA	DWD
5	Preparation and submission of quarterly reports	Prang	X	X	X	X		22,000.00				X	DA	Departments
6	Provide stationary for administrative activities	Prang	X	X	X	X		55,000.00				X	DA	Departments
7	Conduct General Assembly, Executive Committee and Sub-committee meetings	Prang	X	X	X	X		88,000.00				X	DA	Departments
8	Conduct regular monitoring and evaluation of all public projects and programmes involving key stakeholders	All project sites	X	X	X	X		110,000.00				X	DA	DPCU
9	Equip NCCE to continuously educate and sensitise citizens on their rights and responsibilities	Prang		X			22,000.00	11,000.00				X	NCCE	DA
10	Institutionalize the use of Strategic Environmental Assessment (SEA) in public projects	Project communities	X	X	X	X		33,000.00			X		DA	EPA
11	Provide fuel and other logistics to District police command for effective security operations	Prang	X	X	X	X		44,000.00				X	DA	District Police Command

	Projects	Location	Time Frame (2028)				Cost				Project Status		Implementing Institution/Department	
			Q 1	Q 2	Q 3	Q 4	GoG	DACF	IGF	Others	New	Ongoing	Lead	Collaborating
12	Ensure effective implementation of the National Anti-corruption Action Plan	Entire district	X	X	X	X		5,500.00				X	DA	AM/Chiefs
13	Support for National events and celebrations	Prang	X			X		220,000.00				X	DA	Organizers
14	Support the activities of all Departments (HR, Statistics, DSWCD, Works, PPD)	Entire district	X	X	X	X		110,000.00				X	DA	Departments
15	Protocol expenses to RCC and NALAG	Entire District	X	X	X	X		88,000.00				X	DA	DA
16	Preparation, implementation of 2029, AAP, Fee fixing & program based budget and gazetting of fee fixing resolution	Entire district		X	X	X		33,000.00				X	DPCU	DA
17	Construction of Administration block for District Education Directorate	Prang	X	X	X	X	2,200,000.00				X		DA	Private Sector
18	Donations and support for community self-help projects	Entire district		X		X		165,000.00			X		DA	Communities
19	Participation in official conferences, meetings and workshops	Venues	X	X	X	X		132,000.00				X	DA	Organizers
Objective: Enhance the competency and skills of public sector workers on the use of digital platforms through in-service training yearly														
Programme: Knowledge based learning improvement programme														
20	Provide continuous in-service training for DPCU staff and	Prang			X			44,000.00				X	DA	DPCU

	Projects	Location	Time Frame (2028)				Cost				Project Status		Implementing Institution/Department	
			Q 1	Q 2	Q 3	Q 4	GoG	DACF	IGF	Others	New	Ongoing	Lead	Collaborating
	DPCU quarterly meetings													
21	Improve digital engagement and effective use of digital platforms	Staff	X	X				22,000.00			X		Staff	DA
22	Capacity building of Hon revenue staff	Prang		X				66,000.00			X		DA	Private Sector
Objective: Promote 100% engagement of civil society in all developmental activities by end of 2026														
Programme: Civil society in development programme														
23	Promote educational programs on civil rights and responsibilities	Entire District	X	X	X	X		25,000.00			X		DA	CSOs
24	Increase civic participation among traditional authorities and youth	District Wide	X	X	X	X		25,000.00			X		DA	CSOs
Objective: Organize 2 town hall and meet the press series yearly														
Programme: Development communication programme														
25	Conduct regular Town Hall Meetings and Meet the Press series in major towns	Prang, Dama Nkwanta, Abease, Prang	X	X	X	X		66,000.00				X	DA	DPCU
26	Organize community durbars on critical development issues	Selected communities	X	X	X	X		66,000.00				X	DA	AM/Chiefs
Total cost of plan								49,917,600.00						

Table 6.4: 2029 ANNUAL ACTION PLAN

	Projects	Location	Time Frame (2029)				Cost				Project Status		Implementing Institution/Department	
			Q 1	Q 2	Q 3	Q 4	GoG	DACF	IGF	Others	New	Ongoing	Lead	Collaborating
Objective: Boost local economic development through the establishment of 5 cottage industries by 2029														
Programme: Development of local industry programme														
Dimension/Thematic Area: Economic Development														
1	Promote market access for agro commodities and address bottlenecks along the supply value chain	Selected communities			X	X	5,750.00	11,500.00	2,300.00		X		NSSI	DA
Objective: Enhance domestic trade by constructing 4No. model markets by end 2029														
Programme: Trade promotion programme														
2	Develop modern markets and infrastructure in major communities to enhance domestic trade	Prang, Kamanpa and Cherembo	X	X	X	X		5,750,000.00				X	DA	DWD
3	Strengthen skills development support for youth and women	Entire District			X	X	46,000.00	5,750.00				X	NBSSI	DA
4	Enhance entrepreneurial culture, especially among the youth	District Wide	X	X	X	X	5,750.00	2,300.00			X		NBSSI	DA

	Projects	Location	Time Frame (2029)				Cost				Project Status		Implementing Institution/Department	
			Q 1	Q 2	Q 3	Q 4	GoG	DACF	IGF	Others	New	Ongoing	Lead	Collaborating
5	Develop and implement youth and entrepreneurship programmes such as National Apprenticeship, One million coders and <i>Adwumawura</i> programmes	Entire district	X	X	X	X	11,500.00	4,600.00			X		BAC	DA
Objective: Build resilience of 1,000 farmers to vulnerabilities, shocks, and stresses by 2029														
Programme: Agricultural Sustainability Programme														
6	Facilitate secure access to agricultural lands by women, youth and migrant farmers	Entire District	X	X	X	X	11,500.00	2,300.00				X	DDA	DA
7	Promote the Development of irrigation facilities	Krobo	X			X		2,300.00			X		GPSNP	DA
8	Build the capacity of community-based organizations and other actors along the value chain in marketing, standards, and other skills development	Entire District	X	X	X	X	11,500.00	2,300.00				X	DDA	DA
9	Increase access to farm inputs	Entire District	X	X	X	X	230,000.00	115,000.00				X	DDA	DA
10	Provide consistent and quality extension service delivery and technical support	Entire District	X	X	X	X	23,000.00	23,000.00				X	DDA	DA

	Projects	Location	Time Frame (2029)				Cost				Project Status		Implementing Institution/Department	
			Q 1	Q 2	Q 3	Q 4	GoG	DACF	IGF	Others	New	Ongoing	Lead	Collaborating
11	Enhance post-harvest infrastructure and management protocols on storage, transportation, processing, packaging, and distribution of agricultural produce at all levels	Entire District	X	X	X	X	23,000.00	23,000.00			X		DA	DDA
12	Facilitate the implementation of farmer-service centers in the District	Prang and Zabrama	X	X	X	X		3,450.00			X		DDA	DA
13	Provide access to agricultural financing for youth and women	Entire District	X	X	X	X		2,300.00			X		DDA	DA
14	Facilitate the implementation of Feed Ghana initiative	Entire District	X	X	X	X	11,500.00				X		DDA	DA
15	Promote risk management, including insurance schemes, in the Agri-food system	Entire District	X	X	X	X	11,500.00				X	X	DDA	DA
Objective: Improve livestock and poultry development by 50% yearly														
Programme: Livestock and poultry development programme														
16	Provide consistent and quality extension service delivery and technical support for livestock and poultry production	Entire District	X	X		X	11,500.00	5,750.00				X	DDA	DA

	Projects	Location	Time Frame (2029)				Cost				Project Status		Implementing Institution/Department		
			Q 1	Q 2	Q 3	Q 4	GoG	DACF	IGF	Others	New	Ongoing	Lead	Collaborating	
17	Promote cattle ranching and provide incentives to the private sector to develop grazing reserves.	Selected site	X	X	X	X		57,500.00				X		DA	Private Sector
Objective: Combat illegal fishing by end of 2029															
Programme: Fisheries and aquaculture development															
18	Combat illegal fishing and reduce post-harvest losses	Fishing communities	X	X	X		23,000.00	5,750.00				X		DA	FD
Objective: Promote 70% participation of communities on tourism development by end of 2029															
Programme: Tourism promotion programme															
19	Improve tourism infrastructure including road networks leading to tourists centers	Benim	X	X		X		230,000.00				X		DA	Private Sector
Dimension/Thematic Area: Social Development															
Objective: Improve reproductive health knowledge and services to 60% of adolescents yearly															
Programme: Population management programme															
	Projects	Location	Time Frame (2029)				Cost				Project Status		Implementing Institution/Department		
			Q 1	Q 2	Q 3	Q 4	GoG	DACF	IGF	Others	New	Ongoing	Lead	Collaborating	
1	Strengthen the integration of family planning education in adolescent reproductive healthcare services	Entire District	X	X	X	X	11,500.00	2,300.00					X	GHS	DA
Objective: Improve access to quality healthcare delivery to 90% for all residents in the District by 2029															
Programme: Health promotion programme															

	Projects	Location	Time Frame (2029)				Cost				Project Status		Implementing Institution/Department	
			Q 1	Q 2	Q 3	Q 4	GoG	DACF	IGF	Others	New	Ongoing	Lead	Collaborating
2	Cosntruction of 3No. CHPS Compound	Hiamankyni, Gbare Nkwanta and Fawoman		X	X	X		1,725,000.00				X	DA	Private Sector
3	Complete the construction of 1No. Maternity block at Kamapa	Kamapa	X	X	X	X		345,000.00				X	DA	Private Sector
4	Provide essential equipment to health facilities to operate effectively	Selected Health Facilities			X	X	115,000.00	230,000.00			X		GHS	DA
5	Construction of 2No. Nurses' quarters	Dama Nkwanta, Beposo	X	X	X	X		1,150,000.00				X	DA	Private Sector
6	Improve maintenance regime of ambulances	Prang	X	X				23,000.00			X		Ambulance Service	DA
7	Promote the coverage and strenghtening of National Health Insurance Scheme	Entire District	X	X	X	X		11,500.00				X	NHIA	DA
8	Expand and intensify HIV Counselling and Testing (HTC) programmes	Entire District	X	X	X	X		115,000.00				X	GHS	DA
9	Support seasonal malaria chemoprevention	Entire District		X	X		23,000.00	2,300.00				X	GHS	DA
10	Increase awareness and sensitization on the dangers of psychoactive substance abuse	Entire District	X	X	X	X	23,000.00	2,300.00				X	SWCD	DA

	Projects	Location	Time Frame (2029)				Cost				Project Status		Implementing Institution/Department	
			Q 1	Q 2	Q 3	Q 4	GoG	DACF	IGF	Others	New	Ongoing	Lead	Collaborating
1 1	Mass drugs distribution of oncho sistomiasis	Entire District			X	X	17,500.00	2,300.00				X	GHS	DA
Objective: Scale up nutritional campaigns to reduce malnutrition by 35% yearly														
Programme: Nutrition improvement programme														
1 2	Build capacities of nutrition service delivery especially in rural areas to provide clinical and non-clinical services	Entire District	X	X	X	X	23,000.00	2,300.00				X	GHS	SWCD
1 3	Facilitate access to social protection programmes by moderately and severely food insecure households	Entire District	X	X	X	X	5,750.00					X	GHS	DA
Objectives: Improve 80% access to quality education by end of 2029														
Programme: Quality Education enhancement programme														
1 4	Construct and furnish 3No. 3-unit classroom blocks	Prang SHS, Hiamankyni, Benim	X	X	X		1,150,000.00	2,300,000.00			X		DA	Private Sector
1 5	Construction and furnishing of 1No. 6-unit classroom block for Prang D/A Primary School with Toilet facility	Zabrama English and Arabic Primary School	X	X				1,380,000.00				X	DA	Private Sector
1 6	Construction of 3No. 2-unit KG Block with Office and store	Adjalaja, Baaya, Abua	X	X	X			1,650,000.00				X	DA	Private Sector

	Projects	Location	Time Frame (2029)				Cost				Project Status		Implementing Institution/Department	
			Q 1	Q 2	Q 3	Q 4	GoG	DACF	IGF	Others	New	Ongoing	Lead	Collaborating
17	Construction and furnishing of 2No. 3-unit classroom block	Benim, Adjalaja	X	X	X	X		1,150,000.00				X	DA	Private Sector
18	Procurement and distribution of octagonal tables and chairs for KG, dual desk for basic schools, tables and chairs for teachers	District Wide	X	X	X	X		460,000.00			X		DDE	DA
19	Renovation of 4No. Selected public schools	Selected public schools		X	X	X		460,000.00			X		DA	Private Sector
20	Renovation of 3No. Teachers Quarters	Komfourkr om R/C, Fawoman and Beposo Primary			X	X		345,000.00			X		DA	Private Sector
21	Support for the organization of mock examination	Entire District	X	X								X	GES	DA
22	Facilitate the organization of annual education events, STME Clinics and my first day at school	Entire district	X	X	X	X		57,500.00				X	GES	DA
23	Ensure adequate and accessible infrastructure tools and skills to facilitate e-learning and teaching	Entire District	X	X	X	X					X		GES	DA
Objective: Improve sanitation management to 70% in the District by end of 2029														
Programme: Water and sanitation improvement programme														

	Projects	Location	Time Frame (2029)				Cost				Project Status		Implementing Institution/Department	
			Q 1	Q 2	Q 3	Q 4	GoG	DACF	IGF	Others	New	Ongoing	Lead	Collaborating
24	Provide 10No. Boreholes with handpumps for selected public schools	Bronikrom, Ankrakuka, Ohiampe, Fawoman	X	X		X	460,000.00	690,000.00				X	DA	Private Sector
25	Construct 1No. Small Town Water System with disability friendly facilities	Abease	X		X	X	4,600,000.00	2,300,000.00			X		DA	Private Sector
26	Provide 10No. Limited Mechanized Water Systems	Bronikrom, Ohiampe, Fawoman, Kyirimoko		X	X	X		1,725,000.00				X	DA	Private Sector
27	Drill and install 20No. Boreholes with hand pumps in selected communities	Badai, Kotokobuom, Bassa, Bassa Nsuogya, Dafiema, Tingarekrom	X	X			1,150,000.00	1,150,000.00				X	DA	Private Sector
28	Repair 15No. Broken down boreholes and limited water systems	Affected communities	X	X				230,000.00				X	DA	Private Sector
29	Facilitate the implementation of Toilet for All programme in the district	Entire district	X	X	X	X		34,500.00				X	DA	DEHU
30	Support fumigation exercise, CLTS, procurement of sanitary tools and equipment	Entire District	X	X				460,000.00				X	DEHU	DA

	Projects	Location	Time Frame (2029)				Cost				Project Status		Implementing Institution/Department	
			Q 1	Q 2	Q 3	Q 4	GoG	DACF	IGF	Others	New	Ongoing	Lead	Collaborating
31	Undertake routine inspection, screening of food vendors and clean-up Exercise District wide	Entire District	X	X	X	X		9,200.00				X	DEHU	DA
Objective: Provide a supportive and effective educational environment for PWDs yearly to ensure 20% enrolment yearly														
Programme: Socio-Economic empowerment of the vulnerable group programme														
32	Provide productive social inclusion interventions to empower PWDs	Entire district	X			X	230,000.00					X	SWCD	DA
33	Capacity building for women and PWDs to be able to report perpetrators of GBV	Entire district			X	X	23,000.00				X		SWCD	DA
34	Purchase of office supplies to enhance service delivery	Entire district	X	X	X	X		230,000.00			X		SWCD	DA
35	Provide shelter home for children	Prang	X	X	X	X		230,000.00			X		SWCD	DA
35	Provide financial assistance and social safety nets for the most vulnerable	Entire district			X	X	115,000.00	23,000.00				X	SWCD	DA
37	Conduct monitoring and evaluation of the disbursement of 3% District Assemblies Common Fund to Persons with Disabilities	Entire district	X	X	X	X		23,000.00				X	SWCD	DA

	Projects	Location	Time Frame (2029)				Cost				Project Status		Implementing Institution/Department	
			Q 1	Q 2	Q 3	Q 4	GoG	DACF	IGF	Others	New	Ongoing	Lead	Collaborating
38	Prevent child marriage, abuse paternity and separation	Entire district	X	X	X	X	17,250.00					X	SWCD	DA
39	Sensitization of youth on drugs/substance abuse	Entire district		X	X	X		11,500.00			X		SWCD	DA
40	Establishment of child parliament and stakeholder engagement referral pathways	Entire district		X	X	X	11,500.00	11,500.00			X		SWCD	DA
41	Facilitating the registration and renewal of NHIS of PWDs and other vulnerable groups	Entire district	X	X	X	X	9,200.00	9,200.00				X	SWCD	DA
42	Integrate employment services with social protection programmes to enhance livelihoods and reduce vulnerabilities	Entire district	X	X	X	X	2,300.00	2,300.00				X	SWCD	DA
Objective: Reduce unemployment by 30% yearly in the District														
Programme: Socio-Economic empowerment of youth and women programme														
43	Conduct career guidance and counselling for the youth	Prang	X	X	X	X		11,500.00			X		SWCD	DA
44	Promote peace building and conflict resolution among the youth	Entire district			X			11,500.00				X	SWCD	DA
Objective: Provide a supportive and effective educational environment for PWDs yearly to ensure 20% enrolment yearly														
Programme: Socio-economic empowerment of the aged programme														

	Projects	Location	Time Frame (2029)				Cost				Project Status		Implementing Institution/Department	
			Q 1	Q 2	Q 3	Q 4	GoG	DACF	IGF	Others	New	Ongoing	Lead	Collaborating
45	Facilitate the implementation and expansion of LEAP program	Entire District	X	X	X	X		220,000.00				X	SWCD	DA
Objective: Reduce unemployment by 30% yearly in the District														
Programme: Unemployment reduction programme														
46	Integrate employment services with social protection programmes to enhance livelihoods and reduce vulnerabilities	Entire District	X	X	X	X		11,000.00			X		SWCD	DA
Dimension/Thematic Area: Environment and Human Settlement Development														
Objective: Safeguard and improve the quality of the District's environmental resources														
Programme: Environmental sustainability programme														
	Projects	Location	Time Frame (2029)				Cost				Project Status		Implementing Institution/Department	
			Q 1	Q 2	Q 3	Q 4	GoG	DACF	IGF	Others	New	Ongoing	Lead	Collaborating
Objective: Reduce forest degradation by 30% yearly in the District														
Programme: Forest conservation programme														
1	Ensure restoration of degraded areas within and outside forest reserves	Entire District		X	X	X	345,000.00	23,000.00				X	FC	DA
Objective: Safeguard and improve the quality of the district's water resources by 35% yearly in the District														
Programme: Water resource management programme														
3	Intensify the protection of all major water bodies and tributaries	Entire District	X	X	X	X	23,000.00	4,600.00				X	DA	Private Sector
Objective: Promote the reduction of all forms of pollution to 10% to create a healthier living environment in the District														

	Projects	Location	Time Frame (2029)				Cost				Project Status		Implementing Institution/Department	
			Q 1	Q 2	Q 3	Q 4	GoG	DACF	IGF	Others	New	Ongoing	Lead	Collaborating
Programme: Pollution mitigation programme														
4	Intensify public education on indiscriminate disposal of waste	Entire District	X	X	X	X	4,600.00	23,000.00				X	DEHU	DA
5	Construction of Toilet facilities at Market centers and public places	Market Centers		X	X	X		345,000.00			X		DA	Private Sector
6	Evacuation of refuse dump and dislodging of liquid waste	Beposo, Benim and Cherembo		X	X	X		460,000.00			X		DEHU	DA
7	Procurement of 10No. skip containers	Abua, Adjalaja and Cherembo		X	X	X		575,000.00			X		DA	Private Sector
8	Monitoring and supervision of regular collection and disposal of waste at all Disposal sites	Entire District	X	X	X			460,000.00			X		DEHU	DA
Objective: Promote the maintenance of 80% of critical infrastructure in the District yearly														
Programme: District Road Improvement Programme														
9	Conduct sensitization on the rights and responsibilities of road users	Entire District	X	X	X			11,500.00				X	RSC	DA
10	Construction of speed bumps and signages	Major Roads	X			X		23,000.00			X		Ghana Highway Authority	DA

	Projects	Location	Time Frame (2029)				Cost				Project Status		Implementing Institution/Department		
			Q 1	Q 2	Q 3	Q 4	GoG	DACF	IGF	Others	New	Ongoing	Lead	Collaborating	
11	Opening up of town roads and construction of U-drains	Abua, Komfourkr om		X	X	X		575,000.00						DA	Feeder Roads
13	Facilitate the implementation of District Road Improvement Programme (DRIP)	Entire District	X	X	X	X	2,300,000.00				X			DA	DWD
Objective: Promote an efficient transmission and distribution system of the national grid to 90% of communities in the District by end of 2029															
Programme: Energy enhancement programme															
14	Extension of electricity, installation, repair and replacement of streetlights	Beposo, Benim and Cherembo	X	X	X	X		330,000.00				X		DA	Private Sector
Objective: Ensure the development of 5 spatial and sector plans for 5 major communities yearly															
Programme: Spatial planning improvement programme															
15	Implement street naming and property addressing system	Major Towns		X	X			23,000.00				X		PPD	DA
16	Enforce building codes and standards	Entire District	X	X	X	X		25,000.00				X		PPD	DA
17	Facilitate the extension of ICT infrastructure to remote areas of the district	Selected communities		X	X			11,500.00				X		GIFEC	DA
Objective: Promote the maintenance of 80% of critical infrastructure in the District yearly															
Programme: Infrastructure maintenance programme															
18	Undertake maintenance scheme for roads, public office buildings and other critical infrastructure	Entire District	X	X	X	X	345,000.00					X		DA	DWD

	Projects	Location	Time Frame (2029)				Cost				Project Status		Implementing Institution/Department	
			Q 1	Q 2	Q 3	Q 4	GoG	DACF	IGF	Others	New	Ongoing	Lead	Collaborating
Dimension/Thematic Area: Governance and Institutional Development														
Objective: Ensure 100% compliance to planning and Budgeting guidelines yearly														
Programme: Governance and Public Accountability Programme														
	Projects	Location	Time Frame (2029)				Cost				Project Status		Implementing Institution/Department	
			Q 1	Q 2	Q 3	Q 4	GoG	DACF	IGF	Others	New	Ongoing	Lead	Collaborating
1	Provide logistics and technical support for District Sub-structures	Prang, Adjalaja and Abease	X	X	X	X		63,000.00				X	DA	Sub-structures
2	Construct 2No. Residential accommodation for Assembly staff	Prang	X	X			2,300,000.00			X		DA	Private Sector	
3	Design, implement, and monitor and evaluate government flagship programmes	Prang	X	X	X	X		57,500.00			X	DA	DPCU	
4	Maintenance of Assembly vehicles and equipment, and insurance for Assembly properties	Prang	X	X	X	X		172,500.00			X	DA	DWD	
5	Preparation and submission of quarterly reports	Prang	X	X	X	X		23,000.00			X	DA	Departments	
6	Provide stationary for administrative activities	Prang	X	X	X	X		57,500.00			X	DA	Departments	
7	Conduct General Assembly, Executive Committee and Sub-committee meetings	Prang	X	X	X	X		92,000.00			X	DA	Departments	

	Projects	Location	Time Frame (2029)				Cost				Project Status		Implementing Institution/Department	
			Q 1	Q 2	Q 3	Q 4	GoG	DACF	IGF	Others	New	Ongoing	Lead	Collaborating
8	Conduct regular monitoring and evaluation of all public projects and programmes involving key stakeholders	All project sites	X	X	X	X		115,000.00				X	DA	DPCU
9	Equip NCCE to continuously educate and sensitize citizens on their rights and responsibilities	Prang		X			23,000.00	11,500.00				X	NCCE	DA
10	Institutionalize the use of Strategic Environmental Assessment (SEA) in public projects	Project communities	X	X	X	X		34,500.00			X		DA	EPA
11	Provide fuel and other logistics to District police command for effective security operations	Prang	X	X	X	X		46,000.00				X	DA	District Police Command
12	Ensure effective implementation of the National Anti-corruption Action Plan	Entire district	X	X	X	X		5,750.00				X	DA	AM/Chiefs
13	Support for National events and celebrations	Prang	X			X		230,000.00				X	DA	Organizers
14	Support the activities of all Departments (HR, Statistics, DSWCD, Works, PPD)	Entire district	X	X	X	X		115,000.00				X	DA	Departments
15	Protocol expenses to RCC and NALAG	Entire District	X	X	X	X		9,200.00				X	DA	DA

	Projects	Location	Time Frame (2029)				Cost				Project Status		Implementing Institution/Department	
			Q 1	Q 2	Q 3	Q 4	GoG	DACF	IGF	Others	New	Ongoing	Lead	Collaborating
16	Preparation, implementation of 2030, AAP, Fee fixing & program based budget and gazetting of fee fixing resolution	Entire district		X	X	X		34,500.00				X	DPCU	DA
17	Construction of Administration block for District Education Directorate	Prang	X	X	X	X	2,600,000.00				X		DA	Private Sector
18	Donations and support for community self-help projects	Entire district		X		X		172,500.00			X		DA	Communities
19	Participation in official conferences, meetings and workshops	Venues	X	X	X	X		138,000.00				X	DA	Organizers
Objective: Enhance the competency and skills of public sector workers on the use of digital platforms through in-service training yearly														
Programme: Knowledge based learning improvement programme														
20	Provide continuous in-service training for DPCU staff and DPCU quarterly meetings	Prang			X			46,000.00				X	DA	DPCU
21	Improve digital engagement and effective use of digital platforms	Staff	X	X				23,000.00			x		Staff	DA
22	Capacity building of Hon revenue staff	Prang		X				60,000.00			X		DA	Private Sector
Objective: Organize 2 town hall and meet the press series yearly														
Programme: Development communication programme														

	Projects	Location	Time Frame (2029)				Cost				Project Status		Implementing Institution/Department	
			Q 1	Q 2	Q 3	Q 4	GoG	DACF	IGF	Others	New	Ongoing	Lead	Collaborating
23	Conduct regular Town Hall Meetings and Meet the Press series in major towns	Prang, Dama Nkwanta, Abease, Prang	X	X	X	X		60,000.00				X	DA	DPCU
24	Organize DCE's tour around communities	Selected communities	X	X	X	X		60,000.00				X	DA	AM/Chiefs
	Total cost of plan						45,899,950.00							

CHAPTER SEVEN

MONITORING AND EVALUATION ARRANGEMENTS

7.1 Introduction

This chapter describes monitoring and evaluation arrangement made to ensure successful implementation of the DMTDP (2026-2029). The indicators were set according to the NDPC guidelines for 2026-2029 DMTDP and section 7 of L.I 2232(2016) taking into accounts the periods of reporting and stakeholders to be updated.

7.2 Monitoring

The Medium Term Development Plan (MTDP) adopted four Development Dimensions from the Agenda for Jobs (2022-2025) which are designed to meet the needs of the people in terms of addressing the macro-economic imbalances, re-stabilizing the economic and placing it on a path of achieving the Sustainable Development Goals (SDGs). For this reason, monitoring of activities in the MTDP is essential to bring holistic development in the District.

7.2.1 Monitoring Indicators

One of the critical requirements in the preparation of the District M&E Plan is the definition of the most appropriate indicators and setting targets that are achievable and directly related to the DMTDP goal and objectives. Indicators are needed for measuring progress whilst targets are the sign post that will lead to the stated goal and objectives.

The National Development Planning Commission (NDPC) in collaboration with Ministries, Departments and Agencies (MDAs), Regional Planning and Co-coordinating Units (RPCUs) and Metropolitan, Municipals and District Assemblies (MMDAs) designed core indicators which are in line with the SDGs/AU Agenda 2063 for monitoring in all MDAs and MMDAs in the Country.

Table 7.1: Monitoring Matrix

Indicator	Indicator Definition	Indicator Type	Baseline Indicator or 2025	Targets				Disaggregation	Monitoring Frequency	Responsibility
				2026	2027	2028	2029			
Goal: Promote agro-based industrialization and transformation										
Objective 1: Boost Local Economic Development										
Programme 1: Development of local industry programme										
% increase in yield of selected crops								Annually	DDA	
Maize	Assessing food security in the district	Outcome	12%	10%	5%	8%	5%			
Rice			2%	5%	5%	10%	5%			
Yam			1%	5%	4%	3%	2%			
Cassava			11%	20%	15%	10%	5%			
Soughum			3%	12%	10%	8%	5%			
Cashew			30%	20%	15%	15%	10%			
Mango			5%	15%	10%	10%	8%			
Groundnut			4%	3%	4%	3%	3%			
Peper			10%	4%	4%	5%	5%			
% increase in selected livestock								Annually	DDA	
Cattle	Growth of livestock production	Outcome	11%	10%	8%	3%	1%			
Goat			6%	5%	8%	5%	5%			
Sheep			9%	8%	7%	5%	3%			
Poultry			12%	15%	10%	12%	10%			
Percentage of land under cultivation	Assessing cultivated land	Outcome	20%	22%	24%	27%	30%	Annually	DDA	
Number of new jobs created								Annually	DDA/BAC	
Agric	Assessing job creation	output	5,000	5,500	6,500	7,300	8,000	500males, 300females		
Industry		output	N/A	200	500	700	900	600 males, 300females		
Service		output	N/A	250	300	400	500	300 females, 200 males		
Goal: Development of the Tourism sector in the District										
Objective 1: Diversify and expand the tourism industry										
Programme 1: Tourism promotion programme										
Indicator	Indicator Definition	Indicator Type	Baseline Indicator or 2025	Targets				Disaggregation	Monitoring Frequency	Responsibility
				2026	2027	2028	2029			

Indicator	Indicator Definition	Indicator Type	Baseline Indicator or 2025	Targets				Disaggregation	Monitoring Frequency	Responsibility
				2026	2027	2028	2029			
Tourism infrastructure in the district improved	Percentage of tourism infrastructure that have been developed	Impact	0	50%		100%			Annually	DA/private sector
Goal: Development of the Tourism sector in the District										
Objective: Diversify and expand the tourism industry										
Programme: Trade, Industry and Tourism Services										
Change in Tourist arrivals (%)	Monitoring tourism development	Outcome	45%	50%	55%	7%	5%		Annually	TDA
Number of SMEs accessing credit facilities	Assessing access to credit facilities	Outcome	20%	30%	35%	5%	4%		Quarterly	BAC
Goal: Increase equitable access to and participation in quality education at all levels										
Objective 1: Promote literacy and lifelong learning										
Programme 1: Education enhancement programme										
Net enrolment rate	Monitoring pupil's access to education. Thus every child of school going age should be in school								Annually	GES
Primary		Outcome	95%	98.00%	100.00%	100.00%	100.00%			
JHS		Outcome	89%	91.00%	93.00%	95.00%	100.00%			
SHS		Outcome	90%	91.00%	92.00%	94.00%	95.00%			
Net Admission Rate in Primary School		Outcome								
Gender Parity index	Ensuring gender equality in access to education								Annually	GES
-KG		Outcome	0.99	1	1	1	1	1 boy, 1 girl		
Primary		Outcome	0.98	1	1	1	1	2 boy, 1 girl		
JHS		Outcome	0.96	1	1	1	1	3 boy, 1 girl		
SHS		Outcome	0.9	1	1	1	1	4 boy, 1 girl		
Completion Rate	Assessing the completion rate of pupil at all levels								Annually	GES
Primary		Outcome	99%	100%	100%	100%	100%			
JHS		Outcome	99.20%	100%	100%	100%	100%			

Indicator	Indicator Definition	Indicator Type	Baseline Indicator or 2025	Targets				Disaggregation	Monitoring Frequency	Responsibility
				2026	2027	2028	2029			
SHS		Outcome	95%	100%	100%	100%	100%			
Pass rate										
BECE	Assessing trend of pupils performance	Outcome	99%	100%	100%	100%	100%		Annually	GES
SSCE		Outcome	99.20%	100%	100%	100%	100%			
Bridge equity gaps in access to Health Care and Nutrition Services and ensure sustainable financing										
Objective: Ensure access to quality healthcare for all residents										
Programme : Population management programme										
Operational status of health infrastructure improved									Annually	GHS
CHPS	Number of operational health facilities	Outcome	100%	100%	100%	100%	100%			
Clinics		Outcome	100%	100%	100%	100%	100%			
Health Centre		Outcome	100%	100%	100%	100%	100%			
Polyclinics		Outcome	100%	100%	100%	100%	100%			
Hospital		Outcome	100%	100%	100%	100%	100%			
NHIS coverage improved									Quarterly	NHIA
Total	Proportion of Population with valid NHIS cards	Outcome	43.00%	60%	70%	80%	90%			
Male		Outcome	41.30%	50%	60%	70%	85%			
Female		Outcome	59%	70%	80%	90%	95%			
Percentage of vulnerable people accessing NHIS									Quarterly	NHIS
Indigents		Outcome	38.90%	100%	100%	100%	100%			
Informal		Outcome	73.73%	100%	100%	100%	100%			
Aged		Outcome	13.71%	100%	100%	100%	100%			
Under 18		Outcome	92.02%	100%	100%	100%	100%			
Pregnant Women		Outcome	32.01%	100%	100%	100%	100%			
LEAP		Outcome	78.29%	100%	100%	100%	100%			
SSNIT		Outcome	100%	100%	100%	100%	100%			
Goal: Eliminate/reduce high rate of teenage pregnancy										

Indicator	Indicator Definition	Indicator Type	Baseline Indicator or 2025	Targets				Disaggregation	Monitoring Frequency	Responsibility
				2026	2027	2028	2029			
Objective: Improve coordination of population governance										
Programme : Population Management										
Population growth assessment improved								Annually	B&DD	
Birth	Percentage changed in births and deaths registered									
Male		Outcome	74.60 %	21.00 %	20.00 %	15.00 %	10.00 %			
Female		Outcome	68.37 %	20.00 %	20.00 %	15.00 %	15.00 %			
Deaths										
Male		Outcome	2.40%	1.00%	1.00%	1.00%	1.00%			
Female		Outcome	1.50%	1.00%	1.00%	1.00%	1.00%			
Maternal mortality ratio (institutional)		Outcome	0/1000 00	0/100, 000	0/1000 00	0/100, 000	0/100, 000	Quarterly	GHS	
Malaria cases mortality ratio								Quarterly	GHS	
Male		Output	0	0	0	0	0			
Female		Output	0	0	0	0	0			
Maternal Mortality Ratio	Monitoring Maternal Health	Outcome	0/100, 000	0/100, 000	0/100, 000	0/100, 000	0/100, 000	Quarterly	GHS	
Under – five mortality rate		Outcome	0/100	0/100	0/100	0/100	0/100	Quarterly	GHS	
HIV/AIDS prevalence rate (% of adult population, 15-49 yrs. HIV positive)	Monitoring the prevalent rate	Outcome	N/A	0	0	0	0	Quarterly	GHS	
Goal: Increase the protection of children and the vulnerable groups										
Programme 1: Social Services Delivery										
Sub-programme 3: Social Welfare and Community Services										
Child traffic management improved	Percentage change in reported cases of child trafficking	Outcome						Quarterly	SDD	
Male			0%	0	0	0	0			
Female				22.73 %	0	0	0	0		
Percentage change in reported	Assessing child abuse	output						Quarterly	SDD	

Indicator	Indicator Definition	Indicator Type	Baseline Indicator or 2025	Targets				Disaggregation	Monitoring Frequency	Responsibility
				2026	2027	2028	2029			
cases of child abuse										
Male			3.00%	0.00%	0.00%	0.00%	0.00%			
Female			2.00%	0.00%	0.00%	0.00%	0.00%			
Goal: Promote access to potable water supply in the District										
Objectives: Improve access to safe, reliable and sustainable water supply services										
Programme: Water and sanitation improvement programme										
Percentage of population with access to improved sanitation	Assessing sanitation coverage	Outcome						Annually	DEHU	
District		District	28.00 %	40.00 %	50.00 %	55.00 %	60.00 %			
Rural		Urban	20.00 %	30.00 %	40.00 %	40.00 %	45.00 %			
Urban		Rural	8.00%	10.00 %	10.00 %	15.00 %	15.00 %			
Goal: Safeguard the natural environment and ensure a resilient built environment										
Objective: Improve the efficiency and effectiveness of transport infrastructure and services										
Programme: Road Infrastructure Delivery And Management										
Percentage of road network in good condition								annually	DWD	
Total	assessing road condition	Outcome	70.00 %	80%	90%	95%	100%			
Urban			90.00 %	100	100	100	100			
Feeder			45.24 %	50	60	90	100			
Goal: Safeguard the natural environment and ensure a resilient built environment										
Objective: Promote an efficient transmission and distribution system of the national grid										
programme: Energy enhancement programme										
Percentage of communities covered by electricity	assessing electricity coverage	Outcome						Annually	DWD	
District			93%	95%	98%	100%	100			
Urban			99.67 %	100	100	100	100			
Rural			76%	80	90	100	100			
Percentage of population with sustainable access to safe drinking water supply sources										
Urban	Assessing water coverage	Outcome	80%	85%	90%	100%	100			
Rural			77%	80	90	100	100			

Indicator	Indicator Definition	Indicator Type	Baseline Indicator or 2025	Targets				Disaggregation	Monitoring Frequency	Responsibility
				2026	2027	2028	2029			
Hectares of degraded forest restored or rehabilitated	Monitoring desertification	output	15.00 %	20	20	20	20		Annually	FC
Forest			6%	10	10	10	10			
Dry and Wetland			10	10	5	10	10			
Goal: Maintain a stable, united and safe society										
Objective: Improve security and safety of people and property										
Programme: Public Safety										
Percentage change in reported cases of crime	assessing crime situation	output							Quarterly	GPS
Men			53%	0	0	0	0			
Women			0%	0	0	0	0			
Children			0%	0	0	0	0			
Goal: Maintain a stable, united and safe society										
Objective: Enhance revenue mobilisation capacity										
Programme: Finance and revenue mobilization										
Percentage change in Internally Generated Revenue	Improving IGF mobilization	output	N/A						Quarterly	DFD
Goal: Maintain a stable, united and safe society										
Objective: Management & Administration										
programme: Planning, Budgeting, Monitoring and Evaluation										
Amount of Development Partners and NGOs funds contribution to DMTDP Implementation	Monitoring support from development partners	output	6.41%	10%	10%	10%	10%		Quarterly	DFD
% of DA expenditure within the DMTDP budget (How much of DA's expenditure not in the annual budget)	Ensuring fiscal management	output	100%	100%	100%	100%	100%		Annually	DPCU

Indicator	Indicator Definition	Indicator Type	Baseline Indicator or 2025	Targets				Disaggregation	Monitoring Frequency	Responsibility
				2026	2027	2028	2029			
Goal: undertake emergency planning to respond to potential internal and external threats (including COVID-19)										
Programme 1: Environmental Management										
Sub-programme 1: Disaster Prevention and Management										
Number of communities affected disaster									Quarterly	NADMO
Bush fire	assessing disaster occurrence in the district	output	5.00%	0	0	0	0			
Flood			3.00%	0	0	0	0			
Storm			9.00%		0	0	0			
DISTRICT LEVEL INDICATORS										
Goal: Promote trade and investment in inter and intra District/Municipalities										
Objective 1: Enhance local trade										
Programme 1: Trade promotion programme										
Indicator	Indicator Definition	Indicator Type	Baseline Indicator or 2025	Targets				Disaggregation	Monitoring Frequency	Responsibility
				2026	2027	2028	2029			
SMEs access to financial support improved	Percentage of SMEs that received support from MASLOC	Outcome	5%	30%	35%	40%	45%		Quarterly	GEA
Goal: Modernized agriculture and promote agribusinesses in the District										
Objective 1: Enhance Agricultural production and agri-business for economic transformation										
Programme 1: Agricultural Sustainability Programme										
Indicator	Indicator Definition	Indicator Type	Baseline Indicator or 2025	Targets				Disaggregation	Monitoring Frequency	Responsibility
				2026	2027	2028	2029			
Access to agriculture land improved	Proportion of farmers with access to agriculture land	Outcome	40%	50%	55%	60%	65%	60% males and 40% females	Annually	DDA
Agriculture Extension services improved	Percentage of farmers with access to extension services	Outcome	40%	60%	70%	80%	90%		Annually	DDA

Indicator	Indicator Definition	Indicator Type	Baseline Indicator or 2025	Targets				Disaggregation	Monitoring Frequency	Responsibility
				2026	2027	2028	2029			
Post-harvest infrastructure enhanced	Proportion of farmers with access to post-harvest infrastructure	impact	5%	20%	30%	40%	45%	60% females and 40% males	Annually	DDA
Education Infrastructure improved	proportion of schools with infrastructure	outcome	70.00%	80%	80%	100%	100%		Annually	DAa/private sector
Furniture in schools improved	Proportion of schools with adequate furniture	outcome	40.00%	60%	70%	90%	100%		Annually	DAa/private sector
Access to potable water in schools improved	proportion of public schools with potable water	outcome	30%	50%	60%	80%	90%		Annually	DAa/private sector
Sanitation in public schools improved	Proportion of Schools with access to improved sanitation	outcome	20%	40%	50%	60%	80%		Annually	DAa/private sector
BECE Pass rate	Assessing trend of pupils performance	Outcome	97.60%	100%	100%	100%	100%		Annually	GES

7.3 Evaluation

The rationale of evaluation is to measure changes brought about by the implementation of development programmes and projects in the DMTDP. This is also the ultimate goal of planning. The Assembly will work towards this end through the assessment of outcomes of interventions implemented in respect of the various thematic areas. In view of the medium term nature of the planning cycle, the Assembly will undertake a mid-term and terminal evaluation of the DMTDP as some of the ways to assess the impact (medium term) of the implementation of various

development interventions in the district. In addition, Beneficiary Assessment surveys will also be undertaken by the Assembly through the private sector to elicit users or beneficiaries' perspectives on the value of implemented interventions. This information will be relevant to local policy makers for decision making and planning.

The evaluation arrangement were made using the following criteria

- Relevance
- Effectiveness
- Impact
- Sustainability

7.3.1 Participatory Monitoring and Evaluation

In order to ensure the participation of community members in M & E activities, participatory monitoring methods such as the use of Community Score Card will be combined with other conventional M & E tools such as Citizen Report Cards, Focus Group Discussions will be used to ensure comprehensiveness. The Assembly will partner central donors and NGOs/CBOs to use these tools to monitor and evaluate the relevance of programmes and projects implemented in the district. DPCU will use the following tools in conducting the evaluation.

1. Participatory Rural Appraisal.
2. Citizen Report Card.
3. Community Score Card.
4. Participatory Expenditure Tracking Surveys

The DPCUs would also consider the following steps in planning for PM&E:

- i. Deciding on the need for PM&E.
- ii. Deciding on the PM&E method to use.
- iii. Identifying the key stakeholders.
- iv. Identifying a lead facilitator.
- v. Determining the performance questions.
- vi. Determining the resources and time available.

vii. Defining a TOR for the lead facilitator or consultant.

viii. Training the team to carry out the PM&E.

7.3.2 Stakeholders Analysis

The stakeholders in the district development refer to organizations, groups and individuals who are involved in issues and strategies connected to the socio-economic development of the district and can be affected by successful redress or otherwise of the issues. This section outlines the roles of the stakeholders in the monitoring and evaluation process of the district. DPCU will consider the following tools in conducting

Table 7.2 Stakeholders' Analysis

Stakeholders	Classification	Needs/interest/ Responsibility	Involvement in M&E Activities
NDPC	Primary	Formulate policy guidelines, policy direction and capacity building	Evaluation of M&E reports, result dissemination, hold orientation on the guidelines, technical backstopping
LGS	Primary	Service management, policy direction, technical assistance, job analysis, administration,	Hold capacity training, technical backstopping,
MLGCRA	Primary	Policy direction, guidelines, performance targets, advisory service	Supervisory role, provide logistical support, dissemination of results, evaluation
DACF Secretariat	Primary	Provide financial resources, technical advisory	Inspection of projects, training and orientation on M&E,
RCC	Primary	Technical assistance, advisory services, capacity building, performance target, harmonization of MMDA M&E plans, conduct project inspection	Organize M&E training, inspection, harmonization of M&E plans, data collection, reporting and dissemination of M&E results.
District Assembly	Primary	Formulation of by-laws discussion and adoption of plans, programmes and projects, approval of the DMTDP	M&E preparation, M&E data collection, dissemination of M&E results, inspection of projects, compilation of M&E plan.
Member of Parliament	Primary	Promulgation of laws, decision making, common fund for programmes and projects	Inspection, participate in the dissemination of M&E report, evaluation, supervision,

Stakeholders	Classification	Needs/interest/ Responsibility	Involvement in M&E Activities
Traditional Authorities	Primary	Advisory services, transparency and accountability,	Provide data, participate in result dissemination and reporting, evaluation, inspection of project, supervision
Unit Committee members	Primary	Take part in development planning process	Provide data collection, evaluation, dissemination, reporting, supervision, inspection
Local communities	Primary	Help mobilise IGF and monitor development projects	Provide data collection, result dissemination, reporting,
Other MDAs	Secondary	Policy guidelines, performance targets, advisory services,	Data collection, M&E result dissemination, reporting, inspection, citizens engagement,
Consultants	Secondary	Technical assistance and advisory services	Evaluation, inspection, disseminate results
CSOs	Secondary	Advocacy, financial and material resources, transparency and accountability,	Results dissemination, evaluation, seminars, meetings,
Media	Secondary	Transparency and accountability	Result dissemination, project inspection, evaluation, publication of M&E results

7.3.3 Knowledge Management and Learning

Effective implementation of the 2026–2029 Medium-Term Development Plan (MTDP) of the Pru West District Assembly depends not only on financial and material resources, but also on how knowledge is generated, shared, applied, and retained within the Assembly. The District Assembly operates in a dynamic environment characterised by changing development priorities, policy reforms, and emerging socio-economic and environmental challenges.

For the 2026–2029 MTDP, the KML concept will support continuous learning by systematically documenting experiences from past and ongoing programmes, integrating feedback from communities, and using monitoring and evaluation findings to inform policy adjustments and programme design. By institutionalising learning mechanisms, the Assembly can improve efficiency, avoid repetition of past mistakes, scale up successful interventions, and promote innovation in local development management.

How the Pru West District Assembly will implement its KML and competency development is captured in table 7.3 and 7.4 illustrating how the plan integrated systems, structures, and capacities that enable the Assembly and its stakeholders to generate, share, apply, and retain knowledge in ways that improve planning, implementation, monitoring, evaluation, and learning.

Table 7.3 Knowledge Management and Learning Matrix

knowledge Area	Knowledge Holder	Knowledge Source	Knowledge Gapt
Data and Information Systems	Daniel Nnebini, Paul Kwateng,	Training, Manuals,	Advance tools required
Learning Culture and Capacity Building	Seth Moshi, Sulemana Ali,	Training, Manuals, workshop	refresher training required
Monitoring, Evaluation and Learning (MEL) Framework	Daniel Nnebini, Emmanuel Okine, Alhassan Razak	Training, Manuals, workshops	refresher training on modern frameworks required
Knowledge Sharing and Communication	Daniel Nnebini, Jerry John Amon Mensah, Seth Moshi, Sulemana Ali	Workshop, training, inservice training	modern communication skills required
Partnerships and Collaborative Learning	Daniel Nnebini, Busi Donkor, Emmanuel Okine,	In-service training	New global partnership skills required
Institutional Knowledge Retention	Daniel Nnebini, Paul Kwateng, Seth Moshi	on the job training	refresher training required
Integration with National and Global Frameworks	Daniel Nnebini, Sulemana Ali	Workshop, training, inservice training	Training on new policies required
Participatory Planning and Inclusive Learning	Daniel Nnebini, Busi Donkor	training and workshops	Modern participatory methods required

Table 7.4 Competency Matix

Competency	Training Programme	Evaluation Criteria	Learning Objectives
Communication	Training on effective communication	Feedback on presentation	Improve oral and presentation skills

Competency	Training Programme	Evaluation Criteria	Learning Objectives
Leadership	Capacity building in leadership development	frequent feedback assessment	improve leadership development skills
Job Knowledge and Technical Skills	Capacity building in relevant job knowledge	Feedback on output delivery	Enhancement on job knowledge skills
Organization Development and Management	Training on organizational development	Performance assessment	Improvement organizational skills
Supporting and cooperating	Training on incentives and development	Feedbacks and annual performance	Improvement in supporting and cooperating skills
Innovation and Strategic Thinking	Capacity building in strategic thinking	Regular feedbacks and annual reports	Improvement in strategic thinking
Maximizing and Managing Productivity	Capacity building in productivity	Feedbacks and output reports	Improvement in productive capacity

CHAPTER EIGHT

COMMUNICATION STRATEGY

8.1 Communication Strategy

Dissemination of the contents of the Pru West District Medium Term Development Plan (DMTDP) 2026-2029 is critical to ensuring ownership and participation by stakeholders. It is also necessary to elicit support for the implementation of programmes and projects, which have been captured in the plan. It also creates conducive environment for the participation of local actors and civil society groups in programme and project monitoring and evaluation. The DPCU will facilitate the communication process.

The completed DMTDP 2026-2029 and the results will be broadcast. The communication strategies that will be adopted by the DPCU to disseminate the information and details pertaining to the District Medium Term Development Plan for 2026-2029 will among other vital and contingent procedures follow the format below:

- Final copies of the DMTDP 2026-2029 will be provided to the three (3) area councils and Office of the Pru West District Assembly. This will be accessed by interested persons in the councils namely Assembly members, unit committee members among other stakeholders.
- A soft copy of the plan will also be posted at the web site of the Assembly for other stakeholders and development partners to access.

Hence, it is expected that major stakeholders like Hon. Assembly members, chiefs, religious leaders and opinion leaders would carry on the information on the various plans of the Assembly to their people.

- Workshops and seminars will be organised for the major stakeholders to create awareness on their expected roles in the implementation of the district programmes and projects.
- Radio programs and promotional videos will also be used to inform the communities about the status of programme and project implementation, challenges and the way forward.
- Annual and quarterly progress reports and minutes of review meetings on the programmes and projects being implemented will be prepared and circulated to all stakeholders.
- Programme and project implementation fairs will be organized for community members to obtain their feedback on programme and project implementation.

- The Assembly will organize durbars with the chiefs, opinion leaders and community members to inaugurate development programmes and projects. The durbar will also provide a platform for local government workers to disseminate national and local development programmes and projects to the people while the community members and their representatives seek clarification of issues which may border their minds.

Table 8.1: District Communication Plan for DMTDP 2026-2029

Activity	Purpose	Audience	Method/Tool	Timeframe	Responsibility
1. Community sensitization	To create awareness on the DMTDP 2026-2029	Community Members, Traditional Authorities, Religious Leaders	Community Durbars, Meetings and Tours	Quarterly	DCD/DPO/ Chairman of Dev't Sub-committee
2. Visitation of Communities and Area Councils	To collate Data from the Communities and Zonal Councils	Assembly Members Community Members, Traditional Authorities	Community Durbars and Meeting	January to March	DPCU Members
3. First Public Hearing	To assess the analysis of data collected	Assembly Members Community Members, Traditional Authorities	Community Forum	March	DPCU Members
4. Second Public Hearing	To adopt development options	Assembly Members Community Members, Traditional Authorities	Community Forum	May	DPCU Members
5. Third Public Hearing	To present the Draft Development Plan	Assembly Members Community Members, Traditional Authorities	Community Forum	July	DPCU Members
6. Meeting with Political leadership	To get them to appreciate the DMTDP 2025-2029	DCE, Presiding Member, MP and chairpersons of the sub-committees	Meetings with audiovisuals	Quarterly	DPCU Members
	To update them on the status of implementation	DCE, Presiding Member, MP and chairpersons of the sub-committees	Round-table discussion and, PowerPoint presentations	Quarterly	DPCU Members
7. DCE Annual Community Meetings	To explain project progress and receive feedback	All citizens, Development Partners	Community Meetings	Annually	DCE
8. DCEs Sessional Address	To inform the DA concerning district development projects and the progress made within the year	DA, Development Partners	DA, Assembly Members	Quarterly	DCE
9. Reports (Twice a year)	To report twice a year by MCE to the Head of Departments informing them of the DMTDP progress and up-coming events	Departmental Heads	Memo, posting on public notice boards	Twice a year	DCE, Presiding Member
10. Departmental	To bring on board Departmental Heads' quarterly	Departmental Staff	Memo, posting on staff and	Quarterly	Departmental Heads

Activity	Purpose	Audience	Method/Tool	Timeframe	Responsibility
Reports (Quarterly)	address to the DA and issuing of progress and monitoring reports to Departmental Staff		public notice boards		
11. Quarterly Promotional Programmes	To organise quarterly TV documentaries and Radio Discussions on Municipal Development	General public	TV and Radio, videos, social media	Quarterly	DPCU
12. Instant Information	To distribute brochures and flyers and using the Information van to pass information to the community on activities taking place or those to happen in the near future	General public	Brochures, flyers and information van	Monthly	DPCU
13. e-government	To post the District focus, goal, programmes and projects reports on the District website	General Public, Development Partners	Municipal website	Weekly events	DCD, NCCE
14. Weekly, monthly meetings	To engage religious bodies, youth groups, women groups, farmers groups, NGOs, CBOs, CSOs and other community groups in conveying District development activities	Members	Group meetings, prayer days	Every group meetings	Presiding Member, Assembly Members, Organizations Officials, DPCU
15. Monthly Campaigns	To sensitize the community on various government policies and projects	Citizens	Cultural Festivals, National Holidays, Information Centres	Monthly	Departmental Heads, Assembly Members
16. Yearly Sports Competition	To sensitize the youth on HIV/AIDS, STDs, Employment opportunities, Environmental conservation, security, Entrepreneurship	Youths	District Sports Day	Yearly	GES, NCCE
17. Yearly Cultural Festivals	To create awareness on the progress of DMTDP implementation	General public	Cultural festival	Yearly	Traditional Authorities, MPCU
18. MPs Address	To create awareness about his constituency, challenges, opportunities and the projects being implemented. These will include lobbying for funds from the Central Government and other Development Partners.	National Assembly, Central Government and Development Partners	Parliament	Yearly	MP
19. Yearly posting	To issuing the DMTDP 2025-2029 to Embassies, High Commissions and International Organizations for collaboration in projects implementation	Embassies, High Commissions and International Organizations	E-mails, District website, mailing	Yearly	DCD
Source: DPCU, 2025					

Table 8.2 Operation and Maintenance Plan

TYPE OF INFRASTRUCTURE	TYPE OF MAINTENANCE	SCHEDULED OF MAINTENANCE				ESTIMATED COST(GH¢)	LOCATION	RESPONSIBILITY
		2026	2027	2028	2029			
Weekly markets	Repair of urinal, works on street lights, gravelling of market					75,000.00	Prang and Zabrama	Works Department
Health facilities	Repair of ruvers, painting, replacement of tiles, gravelling					170,000.00	Ankrakuk a, Beposo, Zabrama, Prang, Konfourkr om	Works Department
Staff residential accommodation	Repair of ruvers, painting, replacement of tiles, gravelling					200,000.00	Prang and Zabrama	Works Department
Streetlights	Repair of works on street lights					600,000.00	Entire District	Works Department
Classroom blocks	Repair of urinal, works on painting, replacement of doors and windows					1,000,000.00	Prang Danufawa , Abease, Zabrama D/A,Cher embo.	Works Department
Road Sector	Reshaping of feeder roads					500,000.00	Baidai-Konfourkr om, Bassah-Yawpare, Baaya-Hiamanky ini	Works Department
Official Vehicles	Servicing, changing of tyres					60,000.00	Prang	Works Department
Water	Repair of Boreholes					500,000.00	Selected facilities	Works Department
Sanitation	Dislodgement and renovation of Toilet Facilities					500,000.00	Selected Facilities	Works Department
Total								

DPCU, 2025

Bibliography

National Development Planning Commission (2024): National Monitoring and Evaluation Manual

National Development Planning Commission (2024): Guidelines for Preparing Sector and District Medium-Term Development Plans

Ghana Statistical Service (2021): Ghana 2021 Population and Housing Census: General Report, Vol 3A, Vol 3B and Vol 3C

National Development Planning Commission: Guidelines on SDGs for Ghana

Environmental Protection Agency (2020): Integrating Gender Considerations into Ghana's National Adaptation Plan Process: A Strategy for the Green Climate Fund Adaptation Planning Readiness Project

Ministry of Gender, Children and Social Protection (2020): Inter-Sectoral Standard Operating Procedures for Child Protection and Family Welfare

National Development Planning Commission(System) Regulations, 2016: LI 2232

Pru West Assembly (2025): District Medium Term Development Plan (2022-2025)

ANNEXES

ANNEX 1: NEEDS PRIORITIZATION TABLE

Thematic Area	Key Dev't Issues Identified	Impact Assessment Indicators (1 to 10). 10 being the most pressing factor				Total	Rank
		SD	MEEE	BHNR	SSD		
ECONOMIC DEVELOPMENT	Agricultural services and management						
	Poor Post-harvest management	7	8	8	1	24	28 th
	Low preparedness for climate-induced disasters in the agricultural sector	10	10	10	8	38	2 nd
	Limited access to farm inputs	10	10	10	8	38	1 st
	Low extension services and farmer support	10	8	8	1	27	25 th
	Inadequate credit facilities and financial support	8	8	6	5	27	25 th
	Lack of standardization in the sale and marketing of agricultural produce	10	8	10	9	37	4 th
	Over reliance on rain-fed Agriculture	8	10	10	9	37	5 th
	Inappropriate market infrastructure	9	10	7	7	33	12 th
	Lack of cattle ranching system	9	9	10	5	33	10 th
	High incidence of diseases and pest infestation in livestock production	8	8	10	4	30	20 th
	Inadequate extension services for livestock and poultry development	9	9	10	7	35	7 th
	Limited insurance for farmers especially smallholder	7	8	8	6	29	23 rd
	High cost of production inputs	10	9	9	7	35	8 th
	Low mechanization of agriculture	10	10	9	9	38	3 rd
Trade, Industry and Tourism Services							
Trade and industry development							
	Limited capacity building for SMEs	9	10	7	7	33	10 th

Thematic Area	Key Dev't Issues Identified	Impact Assessment Indicators (1 to 10). 10 being the most pressing factor				Total	Rank
		SD	MEEE	BHNR	SSD		
	Limited industrialization and value addition to raw materials, especially in the agriculture sector	10	9	9	7	35	9 th
	Inadequate credit facilities for SMEs	9	10	7	7	33	10 th
	Inadequate logistics for artisans and craft masters	8	7	7	1	23	30 th
	Low tourism development commitment	6	9	6	3	24	28 th
	Low entrepreneurial skills among the youth	8	7	7	1	23	30 th
	Limited capacity building for SMEs	9	8	8	5	30	20 th
	Limited access to Finance for SMEs	10	9	9	7	35	10 th
	Limited entrepreneurial skills among the youth	9	8	9	6	32	16 th
	High cost of credit	7	8	8	6	29	23 th
	Limited value addition	8	8	9	6	31	17 th
	Low level of financial and digital literacy	9	8	8	5	30	20 th
	Aquaculture Development						
	Illegal fishing	8	7	7	1	23	30 th
	Tourism and creative art development						
	Poor infrastructure leading to tourist destinations	8	9	9	7	33	11 th
	Low involvement of communities in tourism development	7	8	8	4	27	25 th
	Key Dev't Issues Identified	Impact Assessment Indicators (1 to 10). 10 being the most pressing factor				Total	Rank
		SD	MEEE	BHNR	SSD		
SOCIAL DEVELOPMENT	Education, Youth & Sports and Library Services						
	Dilapidation of some public school structures	9	8	8	2	27	16 th

Thematic Area	Key Dev't Issues Identified	Impact Assessment Indicators (1 to 10). 10 being the most pressing factor				Total	Rank
		SD	MEEE	BHNR	SSD		
	Inadequate library facilities and services in communities and in schools	9	8	8	4	29	9 th
	Inadequate school infrastructure and furniture	3	8	9	8	28	13 th
	Inadequate accommodation for GES staff	7	6	7	5	25	21 st
	Inadequate school feeding programs	8	7	8	2	25	22 nd
	Lack of vocational and technical institutions	7	8	8	2	25	23 rd
	Lack of support for students	6	8	8	1	33	3 rd
	Lack of ICT facilities in Public schools	5	9	8	1	32	4 th
	Geographic disparities in accessing e-learning platforms	9	7	8	1	25	21 st
	High dropout rate for both adolescent boys and girls	7	6	7	1	21	37 th
	Inadequate access to regular water supply services	9	8	9	2	28	13 th
	Inadequate recreational/sports infrastructure and equipment, including para-sports	9	8	9	8	34	2 nd
	Limited focus on early Childhood Education	10	9	10	3	32	4 th
Health Services and Management							
	Inadequate and broken down of ambulance	6	9	9	1	25	22 nd
	Inadequate accommodation for health personnel	7	6	7	3	23	32 nd
	Inadequate healthcare logistics	10	9	10	3	32	4 th
	Inadequate water supply to health facilities	7	6	6	2	21	37 th
	Inadequate healthcare infrastructure and personnel	8	8	9	6	31	5 th
	High rate of psychoactive substance abuse by the youth	9	8	7	1	25	24 th
	Increased cost of healthcare delivery	6	7	6	2	21	38 th

Thematic Area	Key Dev't Issues Identified	Impact Assessment Indicators (1 to 10). 10 being the most pressing factor				Total	Rank
		SD	MEEE	BHNR	SSD		
	High incidence of HIV and AIDS among young persons	4	5	4	1	14	42 nd
	High adolescent fertility rate	6	7	6	2	21	39 th
	High incidence of malnutrition	9	8	7	1	25	25 th
	Insufficient nutritional literacy	7	6	6	2	21	40 th
Social Welfare and Community Services							
	High rate of teenage pregnancy	8	9	9	1	27	16 th
	Lack of recreational site/centers	6	7	7	4	24	31 st
	Inequitable access to socio-economic incentives for PWDs	7	6	8	2	23	32 nd
	Inadequate support for specialised education for PWDs	8	7	6	1	22	36 th
	Limited access to quality inclusive education for PWDs	8	6	7	2	23	33 rd
	Inadequate shelters for all categories of abused persons	9	9	8	5	31	6 th
	High unemployment rate among PWDs	8	9	9	3	29	9 th
	Inadequate and limited coverage of social protection programmes for vulnerable groups	8	7	7	3	25	24 th
Youth Development, Employment and Decent work and Poverty related issues							
	Increasing incidence of poverty	8	9	9	4	30	7 th
	High unemployment, underemployment and vulnerable employment among the youth	10	10	9	6	35	1 st
	Low level of Technical and Vocational skills	8	9	8	4	29	9 th
	Inadequate integration of social protection and employment services	7	8	8	3	26	19 th
	High incidence of poverty among the aged	8	7	7	3	25	25 th
	Low coverage of the aged to financial support/grants	8	8	7	2	25	26 th
	Limited access to start-up capital and productive resources	9	8	8	4	29	9 th
	Key Dev't Issues Identified	Impact Assessment Indicators (1 to 10). 10 being the most pressing factor				Total	Rank

Thematic Area	Key Dev't Issues Identified	Impact Assessment Indicators (1 to 10). 10 being the most pressing factor				Total	Rank
		SD	MEEE	BHNR	SSD		
		SD	MEEE	BHNR	SSD		
ENVIRONMENT AND HUMAN SETTLEMENTS DEVELOPMENT	Public Works, Rural Housing and Water Management						
	Poor road condition and network	9	10	10	6	35	3rd
	Poor road user behaviour	8	9	9	7	33	6 th
	Poor access to farm roads	9	10	10	6	35	2 nd
	Poor road maintenance/rehabilitation culture	8	9	9	7	33	7 th
	Unstable power supply	8	9	9	4	30	15 th
	Inadequate supply of electricity and meters	9	10	10	6	35	1 st
	Inadequate access to regular water supply services	9	10	10	6	35	5 th
	Inadequate maintenance of facilities	8	9	9	4	31	10 th
	Incomplete street naming and property addressing system	9	8	8	3	28	20 th
	Non-compliance with zoning regulations and planning standards	9	8	8	7	33	6 th
	Weak enforcement of building regulations	10	9	9	4	32	9 th
	Inadequate spatial plans (SDFs, SPs & LPs)	8	9	9	1	27	25 th
	Poor Quality of Services (QoS) and Quality of Experience (QoE) in ICT	8	7	7	6	28	20 th
	Environment and sanitation						
	Inadequate skip containers	9	8	8	3	28	20 th
	Poor sanitation and waste management	9	9	8	4	30	15 th
	Inadequate final disposal site	8	9	9	1	27	25 th
	Poor collection, treatment, and discharge of waste	8	9	7	4	28	22 nd
	Increasing air, soil and noise pollution	9	10	10	5	34	7 th
	Inadequate access to improved toilet facilities and high prevalence of open defecation	8	9	9	1	27	25 th

Thematic Area	Key Dev't Issues Identified	Impact Assessment Indicators (1 to 10). 10 being the most pressing factor				Total	Rank
		SD	MEEE	BHNR	SSD		
	Increasing forest degradation of protected areas	9	8	8	5	30	15 th
	Heavy deforestation and illegal mining causing biodiversity loss	10	9	9	4	32	9 th
	Increasing loss of endangered species	8	9	7	4	28	23 rd
	Illegal logging	9	9	8	5	31	10 th
	Pollution of water resources	8	9	8	3	29	19 th
	Poor agricultural practices which affect water quality	7	8	8	3	26	28 th
	Increasing air, soil and noise pollution	8	7	7	4	26	29 th
	High rate of forest loss	9	8	8	3	28	20 th
	Unregulated Nomadic Herdsmen activities	10	10	9	4	33	8 th
	High incidence of wildfires	9	8	9	5	31	10 th
	Indiscriminate and illegal use of weedicides and pesticides	9	9	9	4	31	11 th
	Poor ownership of climate change interventions at the local level	8	8	9	5	31	12 th
	Unpredictable rainfall patterns	9	8	8	3	28	24 th
	Key Dev't Issues Identified	Impact Assessment Indicators (1 to 10). 10 being the most pressing factor				Total	Rank
		SD	MEEE	BNHR	SSD		
GOVERNANCE AND INSTITUTIONAL DEVELOPMENT	Weak implementation of planning and budgeting at national, regional, and district levels	8	9	9	1	27	11 th
	Absence of police station	7	6	8	2	23	17 th
	Encroachment on school and Ehealth center land	8	7	6	1	22	21 st
	Lack of accommodation for public workers	8	6	7	2	23	17 th
	Poor state of police station	9	9	8	5	31	2 nd
	Weak revenue generating capacity	8	8	8	4	28	10 th

Thematic Area	Key Dev't Issues Identified	Impact Assessment Indicators (1 to 10). 10 being the most pressing factor				Total	Rank
		SD	MEEE	BHNR	SSD		
	Overreliance on District Assemblies Common Fund	10	8	8	4	30	4 th
	Limited demand for accountability at the local level	7	7	7	4	25	12 th
	Limited resources including funding for development communication	8	7	7	3	25	13 th
	Limited training opportunities for public sector staff	8	6	6	3	23	17 th
	Ineffective use of digital platforms	8	9	9	3	29	8 th
	Unutilized potential digital, ICT driven institutional development	7	7	7	4	25	14 th
	Low engagement of traditional authorities and youth in civic activities	8	7	7	3	25	15 th
	Political polarization of civic engagement	8	6	6	3	23	18 th
	Police-citizen ratio below UN standard	8	9	9	3	29	9 th
	Inadequate logistics for the security services	9	9	8	4	30	4 th
	High incidence of robbery	10	9	9	3	31	1 st

1. Severity and diversity of the problem and intended benefits (SD)
2. Significant effects on spatial development on designated spaces of corridor (SSD)
3. Multiplier effects on economy efficiency (MEEE)
4. Significant linkage effects on meeting human needs and rights (BHNR)

ANNEX 2: PUBLIC HEARING REPORT

A. REPORT ON PUBLIC HEARING AT PRANG TOWN COUNCIL HELD ON AT CHIEF PALACE, PRANG

ISSUES ARISING AT THE HEARING

ABUA COMMUNITY

Lack of health facilities
Inadequate water
Lack of toilets facilities
Waste collection
Lack of grinding mill
Trench in the middle of community
Inadequate drains
Poor state of Atebubu-Prang road
Inadequate electricity supply
Lack of KG block
Lack of credit facilities

PRANG WEST COMMUNITY

Establish primary school at Bitu Nkwanta
Classroom block for English and Arabic school
Lack of sanitation site
Dilapidated toilets facilities
Inadequate skip containers
Inadequate meters
Low coverage of electricity
Lack of recreational site
Inadequate portable water
Lack of weighing facility
Inadequate agric inputs and services

PRANG EAST COMMUNITY

Low electricity coverage
Low extension and farmer support
Dilapidated classrooms blocks
Inadequate classrooms
High crime rate
Inadequate toilets facilities
Inadequate meters
Inadequate skip containers
Lack of recreational centers
Haphazard development

PRANG SOUTH COMMUNITY

Inadequate toilet facilities
Lack of portable water
Poor road network
Poor street lighting system
Dilapidated school blocks
Inadequate classrooms blocks KG
Poor waste collection
Encroachment on school land
Lack of sanitation site
Lack of satellite market

PRANG NORTH COMMUNITY

Poor health service delivery
Lack of portable water for Prang SHS
Inadequate toilet facilities
Inadequate skip containers
Low electricity coverage
Lack of community centers
Low youth skills
Encroachment on SHS and health center land
Lack street lighting on the new street
Lack of accommodation for public workers
Broken down of ambulance
Inadequate accommodation for SHS students
Inadequate classrooms block for Prang SHS

AKRAKUKA COMMUNITY

Inadequate water supply
Inadequate classroom blocks
Inadequate teachers
Lack of toilet facilities
Lack of Teacher's accommodation
School feeding program (SFP)
Lack of social intervention
Poor state of CHPS Compound

B. REPORT ON PUBLIC HEARING AT ADJARAJA BEPOSO AREA COUNCIL HELD ON AT ASSEMBLY'S OF GOD CHURCH, BEPOSO

ISSUES ARISING AT THE HEARING

BEPOSO COMMUNITY

Lack of toilet facilities.
Lack of accommodation for nurses
Power fluctuations
Telecommunication network instability

Dilapidated primary school
Broken boreholes at the health center
Inadequate water supply
Inadequate farm machinery
Inadequate teachers
Inadequate school furniture
Herdsman farms

ADJALAJA COMMUNITY

Inadequate water
Lack of teacher's accommodation
Inadequate school furniture
Poor access to farm roads
Lack of KG blocks
Inadequate meters
Lack of toilets facilities.

BACHUMBURU/BECHUBA COMMUNITY

Lack of portable water
Lack Electricity
Lack of access road to Bechuba
Lack of primary school

SENYASE/ASUBENDE COMMUNITY

Lack of KG block senyasi
Inadequate teachers for Asubende Basic school
Inadequate furniture
Inadequate meters
Poor road network

DOMEABRA/MANTUKWA COMMUNITY

Lack of school
Means of transportation to cross river to farming (Canoe)
Inadequate tractor services
Lack of portable water
Lack of access road to river

BAAYA COMMUNITY

Dilapidated kg block
Inadequate teachers
Inadequate school furniture
Inadequate meters
Lack of teachers quarters
Inadequate water

HIAMANKYINI COMMUNITY

Lack of school
Lack of portable drinking water
Lack of CHPS Compound
Lack of Electricity

C. REPORT ON PUBLIC HEARING AT ABEASE AREA COUNCIL HELD ON AT ACHRIST APOSTOLIC CHURCH, ABEASE

KONFOURKROM COMMUNITY

Inadequate water
Exorbitant transportation cost
High crime rate
High elevation of road causing inconvenience to road users
Inadequate classrooms at R/C primary school
Inadequate toilet facilities for school
Lack of toilet facilities
Lack of access to toilet facilities
Herdsmen and farmers confrontation
Low electricity coverage
Poor street lighting

BAIDAI COMMUNITY

Lack of teachers for Baidai D/A primary school
Lack of portable water
Lack of electricity
Weighing center
Poor road network
CHPs compound

PAPASE COMMUNITY

Inadequate water
Lack of toilet facilities
Low electricity coverage
Lack of school feeding
Lack of CHPs services
Inadequate classrooms block
Lack of weighing facilities

ADAPRASE COMMUNITY

Inadequate portable water
Low electricity coverage
Lack of school feeding
Lack of public toilet

Poor waste collection
Haphazard development
Lack of recreational center
Absence of police station

GBARE NKWANTA COMMUNITY

Inadequate water
Inadequate classrooms blocks
Lack of weighing shed
Lack of CHPS compound
Poor street lighting
Lack of public toilet
High elevation of main road
Herdsmen farmer feud
Lack of school feeding

BENIM COMMUNITY

Lack of teachers accommodation
Inadequate nurses accommodation
Lack of school feeding program
Inadequate teachers for for JHS
Lack of public toilet
Lack of water at basic school
Over speeding of vehicles
Low electricity coverage and meters
Lack of ICT facilities
Poor state of school
Lack of extension and credit facilities for farmers
Inadequate water supply

CHEREMBO COMMUNITY

Haphazard development
Lack of market infrastructure
Lack of public toilet
Poor telecommunications network
Lack of KG block
Lack of nurses accommodation
Deteriorating road
Narrow culvert on Kyirimoko road
Farmers herdsmen feud
Poor state of Cherembo-Abromase
Inadequate water supply
Lack credit facilities
Lack of electricity coverage and meters
Lack of school feeding program
Poor sanitation

Poor street lighting
Inadequate social intervention
Lack of recreational facilities

KAMAPA COMMUNITY

Lack of antenatal services
Inadequate water supply
Broken down boreholes
Lack of toilet facilities
Inadequate classroom blocks
Inadequate school furniture
Lack of support for farmers and agric extension services
Lack of market infrastructure
Over speeding
Lack of vocational and technical institutions
Lack of support for students
Poor telephone network
Low electricity and meter's coverage
Poor street lighting

DAMA-NKWANTA COMMUNITY

Lack of toilet facilities.
Lack of school furniture
Lack of school block for D/A JHS
Inadequate teacher's accommodation
Inadequate portable water
Inadequate meters and low electricity coverage
Lack of market infrastructure
Haphazard waste disposal
Lack of nurses accommodation
Lack of social intervention
Inadequate support for farmers
Flooding on Dama-Nkwanta- Dodoma
Lack of credit facilities

FAWOMAN COMMUNITY

Lack of health facilities
Lack of toilet facilities
Inadequate meters
Inadequate water
Inadequate network service

OHIAMPE COMMUNITY

Inadequate water supply
Inadequate classroom blocks
Inadequate teachers

Lack of toilet facilities
Inadequate Teacher's accommodation
Extension of electricity coverage
School feeding program
Lack of social intervention

BUIPE COMMUNITY

Inadequate water supply
Low electricity coverage
Power fluctuation
Lack of school block JHS
Lack of teachers quarters
Flooding of farm road
Lack of social intervention

ZABARMA COMMUNITY

High cost of tractor services
Lack of market infrastructure
Illegal electricity connection
Poor state of toilet facilities at yam market
Limited yam market space
Lack of standardized weighing sacks of grains
Haphazard development
Lack of R/C JHS block
Indiscriminate waste disposal
Lack of toilet facility
Low level of service health center
Farmers and herdsmen feuds
High rate of teenage pregnancy
Poor state of police station.

KROBO COMMUNITY

Inadequate water supply
Inadequate classroom blocks
Inadequate teachers
Lack of toilet facilities
Inadequate Teacher's accommodation
Extension of electricity coverage
School feeding program (SFP)
Lack of social intervention

BRONIKROM COMMUNITY

Inadequate water
Lack of weighing shed
Poor street lighting
Lack of public toilet

Herdsmen farmer feud
Lack of school feeding (SFP)

KYIRIMOKO COMMUNITY

Inadequate water supply
Inadequate school blocks
Inadequate teachers
Lack of toilet facilities
Lack of Teacher's accommodation
Lack of electricity
School feeding program (SFP)
Lack of social intervention





DANIEL NNEBINI NYAMEKYE
(DPCU SECRETARY)

SULEMANA ALI
(DPCU CHAIRMAN)

ANNEX 3: APPROVAL STATEMENT

Assent to the Acceptance and Approval of 2026-2029 Medium Term Development Plan for Pru
West District Assembly.



.....
(HON SAMUEL AGYAPONG)

.....
(HON AMINU MOHAMMED)

DISTRICT CHIEF EXECUTIVE

PRESIDING MEMBER



.....
(MR. SULEMANA ALI)

.....
(MR. DANIEL NNEBINI N.)

DISTRICT CO-ORD. DIRECTOR

DISTRICT PLANNING OFFICER