

PRU EAST DISTRICT ASSEMBLY



Email: Prueastdistrictassembly@gmail.com



REPUBLIC OF GHANA

DISTRICT MEDIUM TERM DEVELOPMENT PLAN (DMTDP: 2026-2029)

BASED ON:

**RESETTING-GHANA AGENDA – CREATING JOBS,
ENSURING ACCOUNTABILITY AND PROMOTING
SHARED PROSPERITY-2026-2029**

PREPARED BY:

DISTRICT PLANNING CO-ORDINATING UNIT (DPCU)

30TH OCTOBER, 2025

CONTENTS

- FOREWORD..... vii
- List of Tables viii
- List of Figures..... ix
- ACRONYMS**..... x
- EXECUTIVE SUMMARYxi
- CHAPTER ONE:**..... 1
- 1.0 GENERAL INTRODUCTION** 1
- 1.1 Background..... 1
- 1.2 Methodology**..... 1
- 1.3 The Scope of the Plan** 2
- 1.4 Vision** 2
- 1.5 Mission**..... 2
- 1.6 Function of the Assembly 2
- 1.7 Core Values 4
- 1.8 The Organizational Structure of the Pru East District Assembly 4
- 1.9 Location and Size**..... 4
- CHAPTER TWO:**..... 7
- 2.0 SITUATIONAL ANALYSIS** 7
- 2.2 Financial Performance (2022-2025) 12
- 2.2.1 Strategies to Improve Revenue Generation 13
- 2.2.2 Challenges with regards to Internally Generated Funds (IGF)** 14
- 2.3 ANALYSIS OF EXISTING CONDITION** 16
- 2.3.1: Introduction 16
- 2.3.2 DEMOGRAPHIC CHARACTERISTICS..... 16
- 2.3.2.1 Population Size and Growth Rates 16
- 2.3.2.2 Population Density 16
- 2.3.2.3 Household Characteristics 17
- 2.3.2.4 Religious Compositions..... 17
- 2.3.2.5 Rural-urban Split 17
- 2.3.2.6 Dependency Ratio, etc. 18
- 2.3.3 PHYSICAL CHARACTERISTICS 18
- 2.3.3.1 Topography..... 18
- 2.3.3 .2 Vegetation**..... 18
- 2.3.3.3 Water resources 19
- 2.3.3.4 Soils 19
- 2.3.3.5 Plant and animal life 20

2.3.3.6 Geology and Minerals	20
2.3.4 THE ECONOMY	20
2.3.4.1 Local Economic Development (LED) and Employment.....	22
2.3.4.2 Recommendation for improving implementation of local economic development activities	22
2.3.4.3 Agriculture and Employment	23
2.3.5 SOCIAL DEVELOPMENT	23
2.3.5.1 Education.....	23
2.3.5.2 Health Care	25
2.3.5.3 National Health Insurance Scheme (NHIS)	26
2.3.5.4 Social and child protection	27
2.3.5.5 Poverty, Inequality and Social Protection	27
2.3.5.6 .Nutrition Security	28
2.3.5.7 Environmental sanitation and Hygiene	29
2.3.5.8 Housing.....	29
2.3.5.9 Gender Equality	30
2.3.5.10 Societal Roles of Men, Women, Boys and Girls	30
2.3.5.11 Access to and Control over Resources and Benefits	32
2.3.5.12 Family life and Social Resilience	32
2.3.6 ENVIRONMENT	33
2.3.6.1 Human settlement (built environment).....	33
2.3.6.2 Weather and Climate change	33
2.3.6.3 Road Network.....	35
2.3.6.4 Water Transport.....	35
2.3.6.5 Asset maintenance	35
2.3.7 GOVERNANCE.....	36
2.3.7.1 Composition of the District Assembly	36
2.3.7.2 Sub-District Structures of the Assembly	37
2.3.7.3 Peace and security	37
2.3.7.4 Community action planning	38
2.3.7.5 Popular participation.....	38
2.3.7.6 Interaction with Traditional Authorities	38
2.3.7.7 Social accountability.....	39
2.3.7.8 Implementation, Coordination, Monitoring and Evaluation.....	39
2.3.7.9 Vulnerable and Excluded Groups in the District	39
2.3.8 EMERGENCY PREPAREDNESS AND RESPONSE.....	41
2.3.8.1 Disaster incidents (biological, geological, industrial, nuclear, etc.)	41
2.3.8.2 Disaster Risk Management	43

2.3.8.3 Disaster preparedness and response.....43

2.3.9 DEVELOPMENT PROJECTIONS.....52

2.3.9.1 Population Projections52

2.3.9.2 Overall Demographic Situation52

2.3.9.3 Calculation of Primacy Index55

2.3.9.4 Education Projections56

2.3.9.5 Health Projections.....58

2.3.9.6 Agricultural Projections.....59

2.3.9.6 District Security Projections59

2.3.9.7 District Finances60

CHAPTER THREE:62

3.0 KEY DEVELOPMENT PRIORITIE.....62

 3.1: Pairwise Ranking.....62

CHAPTER FOUR:68

 4.0 DEVELOPMENT GOALS, OBJECTIVES AND STRATEGIES68

CHAPTER FIVE:.....83

5.0 COMPOSITE DEVELOPMENT PROGRAMMES OF THE DISTRICT ASSEMBLY83

 5.1 Revenue Generation Measures87

 5.2 Assumptions and Methodologies used for costing.87

 5.3 Revenue Utilisation Measures88

 5.4 Strategic Environmental Assessment of Formulated Programmes.....88

CHAPTERS SIX89

 6.0 ANNUAL ACTION PLANS.....89

CHAPTER SEVEN197

7.0 MONITORING AND EVALUATION PLAN FOR 20226– 2029.....197

 7.1 Introduction197

 7.2 Identification and Analysis of Stakeholders197

7.3: MONITORING AND EVALUATION CALENDAR/WORKPLAN AND BUDGET.....202

 7.3.1 Introduction202

7.4 DETAILED MONITORING AND EVALUATION BUDGET203

 7.4.1 Introduction203

7.5: EVALUATION206

 7.6: Participatory Monitoring and Evaluation (PM&E)206

7.7 EVALUATION206

 7.7.1 Background.....206

 7.7.2: Objectives of the Evaluation.....206

 7.7.3: Types of Evaluation.....206

7.7.4: Knowledge Management and Learning.....207

CHAPTER EIGHT208

8.0 DEVELOPMENT COMMUNICATION STRATEGY208

APPENDIX 1: SUSTAINABILITY TEST211

APPENDIX 2: KNOWLEDGE MANAGEMENT AND LEARNING FRAMEWORKS241

FOREWORD

The District Medium Term Development Plan provides a framework and for that matter a blueprint as to how the District would be sustainably developed in the medium term (4 years) and its implementation strategies.

The Plan is prepared every 4 years in line with the directive principles of state policy which states that there should be a holistic development of the country, making democracy a reality in the country by way of decentralization, among others; Articles 35 and 36 of the 1992 Constitution of the republic of Ghana. It further states that any government upon assumption of office within 2 years, should submit to parliament policies/programmes that would propel the socio-economic development of the Country. Having submitted these policies/programmes and approval given by Parliament, the NDPC prepares a framework and a guideline as to how these policies/programmes would be implemented by MDAs/MMDAs in order to ensure a holistic development of the Nation.


With the issuance of the planning guidelines, the Pru East District Assembly reviewed the previous Plan (2022-2025) DMTDP to track the level of implementation and for that matter rolling over of activities/programmes that were not implemented to the current/new MTDP (2026-2029). The plan preparation team went ahead to solicit inputs from its stakeholders such as decentralized departments, communities/traditional authorities, Town/area Councils, NGOs and CSOs towards the preparation of the Plan. The DPCU secretariat then compiled a Draft Plan which is presented for validation during public hearing at the various Town/area Councils level. After the validation exercise, the draft plan has been presented to the General Assembly for adoption and approval and further to the NDPC for certification.

As stated earlier, this document serves as a blueprint for the development of the District. Therefore stakeholders and development partners that have the development of the District at heart have to consult this document for any development initiative.

The DMTDP is a flexible document reviewed from time to time based on policy directives and the needs of the people. The DPCU therefore urged implementers of the plan to take keen interest in the implementation of the plan and also not to hesitate in drawing the Assembly's attention to

anything that worth adding or taking out of the plan. Let us all make sure that this document would be the guiding principle to our development discourse in the next 4 years as a District to ensure coherent and sustainable development.

Thank you.



.....
HON. ABDUL NASSIR DAUDA

(THE DISTRICT CHIEF EXECUTIVE)

DATE... 17th MARCH, 2026

FOREWORD

The District Medium Term Development Plan provides a framework and for that matter a blueprint as to how the District would be sustainably developed in the medium term (4 years) and its implementation strategies.

The Plan is prepared every 4 years in line with the directive principles of state policy which states that there should be a holistic development of the country, making democracy a reality in the country by way of decentralization, among others; Articles 35 and 36 of the 1992 Constitution of the republic of Ghana. It further states that any government upon assumption of office within 2 years, should submit to parliament policies/programmes that would propel the socio-economic development of the Country. Having submitted these policies/programmes and approval given by Parliament, the NDPC prepares a framework and a guideline as to how these policies/programmes would be implemented by MDAs/MMDAs in order to ensure a holistic development of the Nation.

With the issuance of the planning guidelines, the Pru East District Assembly reviewed the previous Plan (2022-2025) DMTDP to track the level of implementation and for that matter rolling over of activities/programmes that were not implemented to the current/new MTDP (2026-2029). The plan preparation team went ahead to solicit inputs from its stakeholders such as decentralized departments, communities/traditional authorities, Town/area Councils, NGOs and CSOs towards the preparation of the Plan. The DPCU secretariat then compiled a Draft Plan which is presented for validation during public hearing at the various Town/area Councils level. After the validation exercise, the draft plan has been presented to the General Assembly for adoption and approval and further to the NDPC for certification.

As stated earlier, this document serves as a blueprint for the development of the District. Therefore stakeholders and development partners that have the development of the District at heart have to consult this document for any development initiative.

The DMTDP is a flexible document reviewed from time to time based on policy directives and the needs of the people. The DPCU therefore urged implementers of the plan to take keen interest in the implementation of the plan and also not to hesitate in drawing the Assembly’s attention to anything that worth adding or taking out of the plan. Let us all make sure that this document would be the guiding principle to our development discourse in the next 4 years as a District to ensure coherent and sustainable development.

Thank you.

.....
HON. ABDUL NASSIR DAUDA
(THE DISTRICT CHIEF EXECUTIVE)
DATE.....

List of Tables

Table 2.1: Performance Review (2022-2025).....	7
Table 2.2: Financial Performance (2022-2025).....	13
Table 2.3: Twenty Most Populated Localities In The District.....	16
Table 2.4: Registration and Renewals of NHIS as At 31 st December, 2024.....	27
Table 2.5: Data Showing the Distribution of House Toilet Facilities.....	29
Table 2.6: Gender Roles As Socially Defined in the Pru East District.....	31
Table 2.7: Settlement Distance Matrix of the District.....	33
Table 2.8: Vulnerability Analysis.....	39
Table 2.9: Summary of Key Development Issues Of the DMTDP for 2026-2029.....	44
Table 2.10: Analysis of Strengths, Weaknesses, Opportunities and Threats (SWOT) On Issues Identified....	48
Table 2.11: Summary of Projected Age Cohort District Population from 2026-2029.....	53
Table 2.12: Ten Most Populated Localities in the District.....	55
Table 2.13: Projections for Preschools.....	56
Table 2.14: Projections for Primary Schools.....	57
Table 2.15: Projections for JHS.....	57
Table 2.16: Projections for SHS.....	58
Table 2.17: Projections for Teachers.....	58
Table 2.18: Health Projections.....	59
Table 2.19: Projections for Agricultural Extension Agents.....	59
Table 2.20: District Security Projections.....	60
Table 2.21: District Police Strength Projections.....	60
Table 3.1: Categorized Issues/IDs.....	62
Table 3.2: Prioritization of Key Development Issues for 2026-2029 Using Pairwise Ranking.....	63
Table 3.3: Prioritized Key Development Issues.....	63
Table 4.1: Goal Compatibility Matrix.....	68
Table 4.2: Development Goals, Objectives and Strategies.....	69
Table 5.1: Composite Plan of Action (PoA) From 2026- 2029.....	83
Table 5.2: Programme Financing	84
Table 6.1: Pru East District Annual Action Plan for 2026.....	89
Table 6.2: Pru East District Annual Action Plan for 2027.....	118
Table 6.3: Pru East District Annual Action Plan for 2028.....	144
Table 6.4: Pru East District Annual Action Plan for 2029.....	170
Table 6.5: Maintenance Plan.....	195
Table 7.1: Identification and Analysis of Stakeholders.....	196
Table 7.2: Monitoring Matrix/Results Framework for 2026-2029.....	197
Table 7.3: Monitoring & Evaluation Calendar and Budget.....	201
Table 7.4: Monitoring & Evaluation Calendar and Budget.....	203
Table 7.5: Evaluation Matrix: Ghana School Feeding Programme (GSFP).....	206
Table 7.6: Knowledge Matrix.....	241
Table 7.7: Competency Matrix for Learning	242
Table 8.1: Development Communication Strategy.....	208

List of Figures

Figure 1.1: The Organogram of Pru East District Assembly4

Figure 1.2: Location of the Pru East District in Regional and National Context.....5

Figure 1.3: Pru East District Map.....6

Figure 2.1: Financial Performance (2022 – 2025).....15

Figure 2.2: Land Use Cover Map.....16

Figure 2.3 Major Economic Activities in District.....21

Figure 2.4: District Economic Activities Map.....21

Figure 2.5: District Educational Facilities Map.....25

Figure 2.6: District Health Facilities Map.....26

Figure 2.7: District Governance and Security Map.....37

Figure 2.8: Projected Population of Pru East District from 2026-2029.....54

Figure 4.1: District Desired Map Future Map.....81

ACRONYMS

AAP-	Annual Action Plan
APR -	Annual Progress Report
DMTDP -	District Medium Term Development Plan
NDPC -	National Development Planning Commission
GES -	Ghana Education Service
GHS-	Ghana Health Service
SDGs -	Sustainable Development Goals
M&E -	Monitoring and Evaluation
NDPF-	National Development Policy Framework
DPCU-	District Planning Coordinating Unit
MTDP -	Medium Term Development Plan
LEAP-	Livelihood Empowerment against Poverty
PWDs-	People Living with Disabilities
IGF-	Internally Generated Funds
GoG -	Government of Ghana
DACF-	District Assemblies Common Fund
DACF-RFG -	District Assemblies Common Fund Responsive Factor Grant
DPs -	Development Partners
TA-	Traditional Authority
LED-	Local Economic Development
BAC-	Business Advisory Centre
MMDAs -	Metropolitan, Municipal and District Assemblies
RCC-	Regional Coordinating Council
RPCU -	Regional Planning Coordinating Unit
DA -	District Assembly
PoA-	Programme of Action
EPA -	Environmental Protection Agency
GSS -	Ghana Statistical Service
DD -	Decentralized Departments
DDA -	District Department of Agriculture
DPP-	Department of Physical Planning
CWSA -	Community Water and Sanitation Agency
NGOs -	Non-governmental Organizations
CSOs -	Civil Society Organizations
DSD -	Department of Social Development
GPS-	Ghana Police Service
B&D -	Birth and Death
DEHO -	District Environmental Health
VRA-	Volta River Authority
NADMO-	National Disaster Management Organization
PoA -	Programme of Action

EXECUTIVE SUMMARY

Introduction

With the adoption and pursuit of decentralization by the Central Government, District Development Planning has been aimed at addressing specific problems and potentials of Districts without losing the national perspective. It is not only limited to spatial organizations within the District, but also geared towards ensuring that human, natural, material, and financial resources are harnessed to promote the development of the District.

Background

The vision of Ghana as contained in the long-term national development policy framework is a “just, free, and prosperous nation with high levels of national income and broad based social development”. The vision is to be accomplished through the formulation and implementation of 4-year medium-term development plans (MTDPs). The Plan is prepared based on the National development policy framework (NDPF) The NDPF (2022-2025) is the framework for the preparation of district and sector plans.

The Current Policy Framework, “Resetting-Ghana Agenda – Creating Jobs, Ensuring Accountability and Promoting Shared Prosperity” focuses on policies, strategies and programmes relating to continued macro-economic stability, prioritized private sector-led growth, vigorous human resource development, good governance and civic responsibility that are necessary to propel the economy into higher growth and accelerated poverty reduction. In this regard, Government’s expenditure will be prioritized in favour of policies, programmes and projects namely in areas of creation of employment, agriculture, infrastructure, water and sanitation, health and education (including ICT, Science, Technology and Innovation).

The District goal “To achieve sustainable growth by reducing poverty within an environment of transparent and accountable Governance”. With its objective: To effectively mobilize, co-ordinate and utilize both human and material resources for provision of basic services in a participatory manner, is all geared towards accelerated development of the District.

In fulfilment of this national requirement, the Pru East District Assembly came up with a Medium Term Development Plan for the period 2026-2029 which was also harmonized with the national policies. The Medium Term Development Plan has been prepared in furtherance of the objectives of promoting just, free, and prosperous nation with high levels of national income and broad based social development. The Plan is based on the guidelines for the preparation of the DMTDP as well as the NDPC National Development Policy Framework (NDPF: 2026-2029).

Methodology

The plan preparation process was facilitated by the District Planning Coordinating Unit (DPCU). To ensure the formulation of appropriate policies, programmes and projects which responds to the needs and aspirations of the people, the planning process ensured effective public participation, relevance to local demands and priorities and in support of achievement of national objectives.

The plan preparation team is selected from the District Planning Co-ordinationg Unit Members which is made up of the District Co-ordinationg Director as the Chairman, District Development Planning Officer, District Budget Analyst, District Engineer, District Statistician, District Physical Planning Officer, District Director of

Education, District Director Health, District Director of Agriculture, and District of Social Development. The plan preparation was preceded a thorough examination and analysis of the constraints, problems and needs of the people by seeking the opinions of key stakeholders through interviews, surveys, fora and community meetings on how these problems would be solved and the needs provided.

Pursuant to Article 35 and 36 of the 1992 Constitution, the District prepares a DMTDP every four (4) years. The National Development Planning Commission (NDPC) has issued guidelines for the preparation of the 2026 – 2029 DMTDPs. It was emphasized that Key stakeholders should be engaged in the preparation of the plans in order to ensure that the plans are responsive to the needs of the people within the various Districts. To this end, the Pru East District, through the District Planning Coordinating Unit (DPCU) organized public hearing on the preparation of the 2026-2029 DMTDP for validation of issues and capturing of other vital information needed for sustainable implementation of the Plan.

The Scope of the Plan

This Medium Term Development Plan, (2026-2029) is divided into eight main parts;

Chapter 1: General Introduction

Chapter 2: Situational Analysis of issues in the Assembly

Chapter 3: Development priorities including inputs from sectorial departments linked to the appropriate pillars of the MTDP framework.

Chapter 4: District Development Goal, Objectives and Strategies consistent with the goal of the MTDF (2026-2029).

Chapter 5: Adopted Composite Programmes of Action (2022-2029)

Chapter 6: Annual Action Plans with indicative costs.

Chapter 7: Monitoring and Evaluation arrangements

Chapter 8: Communication Strategy

The implementation of programmes in this development plan gears towards achieving the Assembly vision and mission as indicated below

Vision

To become the most effective and efficient District Assembly that serves her citizens in an environment that promotes development

Mission

The Pru East District Assembly exist to advance the general well-being of the people through resource mobilization, co-ordination of socio-economic activities, capacity building and creation of enabling environment with active participation of all stakeholders.

Scope and Direction of the Development Programmes

The composite development programmes emanated from the strategies developed in chapter four of this document. Development Programmes have been formulated based on strategies and categorized related strategies contributing to the same objective under common programmes. This facilitates cohesive alignment of strategies leading the best development outcomes. The programmes are broad to encompass multiple strategies. In line with the Public Financial Management Act, 2016 (Act 921) and the accompanying Regulation 31 of L.I. 2378, MTDP programmes should cover:

- Medium-term costs of new and ongoing programmes
- Lifetime, total and medium-term cost of new and ongoing development projects

CHAPTER ONE:

1.0 GENERAL INTRODUCTION

Introduction

This chapter entails the background, the methodologies, scope of the plan, vision, mission, function of the Assembly, core values, organizational structure of the Assembly, location and size of the Assembly. This is in consonance with the adoption and pursuit of decentralization by the Central Government. District Development Planning has been aimed at addressing specific challenges and utilisation of potentials of Districts without losing the national perspective of the **Resetting-Ghana Agenda – Creating Jobs, Ensuring Accountability and Promoting Shared Prosperity-2026-2029**. It is not only limited to spatial organizations within the District, but also geared towards ensuring that human, natural and financial resources that are harnessed to promote the development of the District.

1.1 Background

The vision of Ghana as contained in the long-term national development policy framework is a “just, free, and prosperous nation with high levels of national income and broad based social development”. The vision is to be accomplished through the formulation and implementation of 4-year medium-term development plans (MTDPs). The Plan is prepared based on the National development policy framework (NDPF)

The Current Policy Framework, “Resetting-Ghana Agenda – Creating Jobs, Ensuring Accountability and Promoting Shared Prosperity-2026-2029” focuses on policies, strategies and programmes relating to continued macro-economic stability, prioritized private sector-led growth, vigorous human resource development, good governance and civic responsibility that are necessary to propel the economy into higher growth. In this regard, Government’s expenditure will be prioritized in favour of policies, programmes and projects namely in areas of agriculture, infrastructure, water and sanitation, health and education (including ICT, Science, Technology and Innovation).

The District goal “To achieve sustainable growth by reducing poverty within an environment of transparent and accountable Governance”. With its objective: To effectively mobilize, co-ordinate and utilize both human and material resources for provision of basic services in a participatory manner, is all geared towards accelerated development of the District.

In fulfilment of this national requirement, the Pru East District Assembly came up with a Medium Term Development Plan for the period 2022-2025 which was also harmonized with the national policies. The Medium Term Development Plan has been prepared in furtherance of the objectives of promoting just, free, and prosperous nation with high levels of national income and broad based social development. The Plan is based on the guidelines for the preparation of the DMTDP as well as the NDPC National Development Policy Framework (NDPF: 2026-2029).

1.2 Methodology

The plan preparation process was facilitated by the District Planning Coordinating Unit (DPCU) where a plan preparation team was formed and inaugurated to ensure preparation of a standard medium term plan. To ensure the formulation of appropriate policies, programmes and projects which responds to the needs and aspirations of the people, the planning process ensured effective public participation, relevance to local demands and priorities and in support of achievement of national objectives.

The plan preparation was preceded by a thorough examination and analysis of the strengths, weaknesses, opportunities and threads on community issues, by seeking the views of major stakeholders through interviews, surveys, public hearings on how these issues would be solved and the needs provided.

1.3 The Scope of the Plan

This Medium Term Development Plan, (2026-2029) is divided into eight main parts;

Chapter 1: General Introduction

Chapter 2: Situational Analysis of issues in the Assembly

Chapter 3: Development priorities including inputs from sectorial departments linked to the appropriate pillars of the MTDP framework.

Chapter 4: District Development Goal, Objectives and Strategies consistent with the goal of the MTDF (2026-2029) including development projections.

Chapter 5: Adopted Composite Programmes of Action (2022-2029)

Chapter 6: Annual Action Plans with indicative costs.

Chapter 7: Monitoring and Evaluation arrangements

Chapter 8: Communication Strategy

1.4 Vision

To become the most effective and efficient District Assembly that serves her citizens in an environment that promotes development

1.5 Mission

The Pru East District Assembly exist to advance the general well-being of the people through resource mobilization, co-ordination of socio-economic activities, capacity building and creation of enabling environment with active participation of all stakeholders.

1.6 Function of the Assembly

The Local Governance Act 936 mandates the Assembly to play function that aim at achieving the goal. The functions further explain the vision and the mission of the Assembly in the District and the national context by serving its people in an environment that promote development. Hence, the functions include:

(1) District Assembly shall

- (a) Exercise political and administrative authority in the district;
- (b) Promote local economic development; and
- (c) Provide guidance, give direction to and supervise other administrative authorities in the district as may be prescribed by law.

(2) A District Assembly shall exercise deliberative, legislative and executive functions.

(3) Without limiting subsections (1) and (2), a District Assembly shall

- (a) Be responsible for the overall development of the district;
- (b) Formulate and execute plans, programmes and strategies for the effective mobilisation of the resources necessary for the overall development of the district;
- (c) Promote and support productive activity and social development in the district and remove any obstacles to initiative and development;

- (d) Sponsor the education of students from the district to fill particular manpower needs of the district especially in the social sectors of education and health, making sure that the sponsorship is fairly and equitably balanced between male and female students;
 - (e) Initiate programmes for the development of basic infrastructure and provide municipal works and services in the district;
 - (f) Be responsible for the development, improvement and management of human settlements and the environment in the district;
 - (g) In co-operation with the appropriate national and local security agencies, be responsible for the maintenance of security and public safety in the district;
 - (h) Ensure ready access to courts in the district for the promotion of justice;
 - (i) Act to preserve and promote the cultural heritage within the district;
 - (j) Initiate, sponsor or carry out studies that may be necessary for the discharge of any of the duties conferred by this Act or any other enactment; and
 - (k) Perform any other functions that may be provided under another enactment.
- (4) A District Assembly shall take the steps and measures that are necessary and expedient to
- (a) Execute approved development plans for the district;
 - (b) Guide, encourage and support sub-district local structures, public agencies and local communities to perform their functions in the execution of approved development plans;
 - (c) Initiate and encourage joint participation with other persons or bodies to execute approved development plans;
 - (d) Promote or encourage other persons or bodies to undertake projects under approved development plans; and
 - (e) monitor the execution of projects under approved development plans and assess and evaluate their impact on the development of the district and national economy in accordance with government policy.
- (5) A District Assembly shall co-ordinate, integrate and harmonise the execution of programmes and projects under approved development plans for the district and other development programmes promoted or carried out by Ministries, Departments, public corporations and other statutory bodies and non-governmental organisations in the district.
- (6) A District Assembly in the discharge of its duties shall
- (a) Be subject to the general guidance and direction of the President on matters of national policy; and
 - (b) Act in co-operation with the appropriate public corporation, statutory body or non-governmental organisation.
- (7) Public corporations, statutory bodies and non-governmental organisations shall co-operate with a District Assembly in the performance of their functions.
- (8) In the event of a conflict between a District Assembly and an agency of the central Government, public corporation, statutory body, non-governmental organisation or individual over the application of subsection (5), (6) or (7), the matter shall be referred by either or both parties to the Regional Co-ordinating Council for resolution.
- (9) The Instrument that establishes a particular District Assembly or any other Instrument, may confer additional functions on the District Assembly.

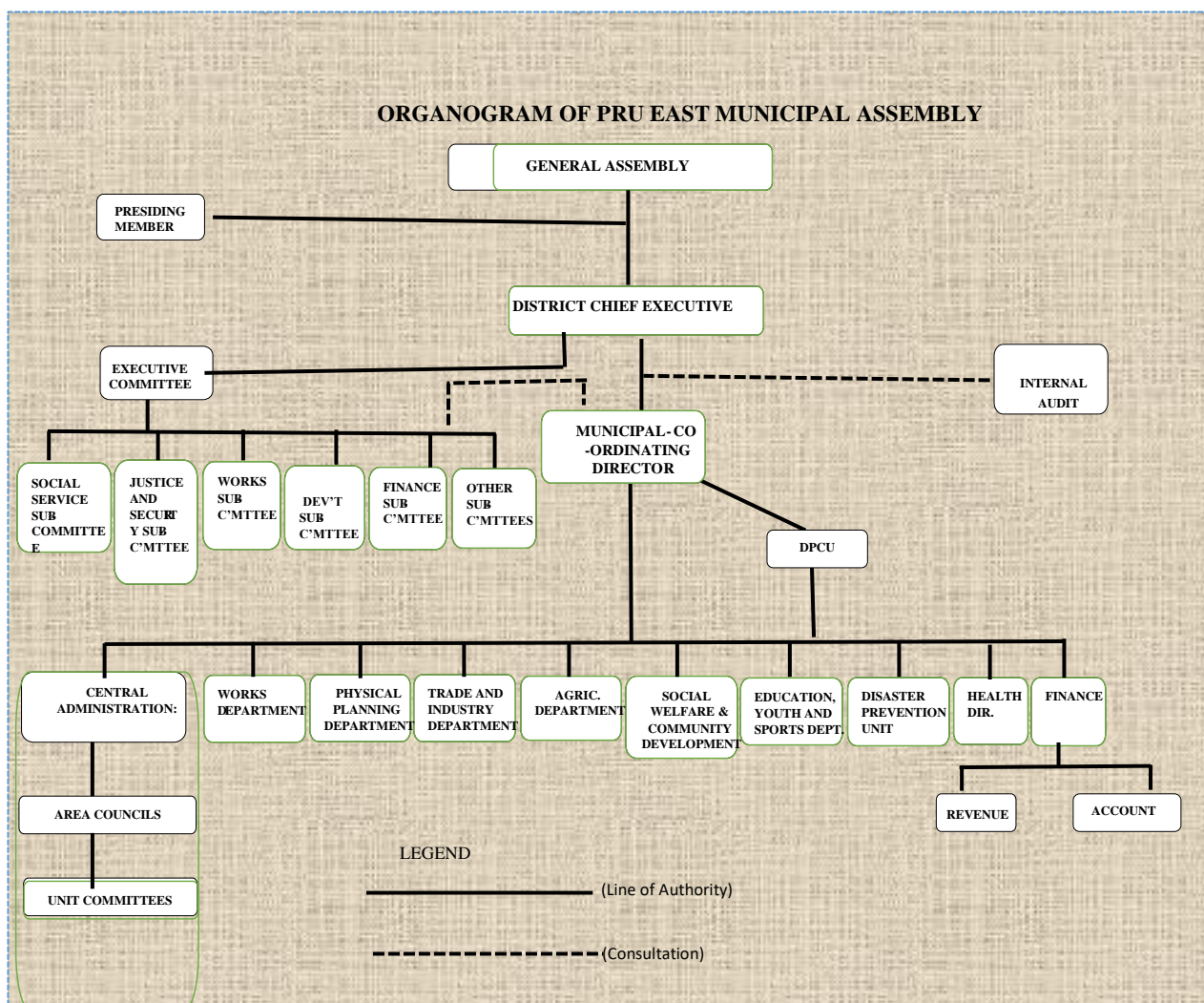
1.7 Core Values

Core Values: Accountability, Client-oriented, Creativity, Diligence, Discipline, Equity, Integrity, Innovativeness, Loyalty, Commitment, Anonymity, Impartiality, Permanence, Timeliness and Transparency

1.8 The Organizational Structure of the Pru East District Assembly

The organizational structure below demonstrate the operation of the Pru East Assembly system in the form of pictorial illustration of the System. The organogram visualize the chain of command from the General Assembly through the District Chief Executive, the District Co-ordinating Director, the Departments, units, Substructure, .and finally to the unit committee.

Figure 1.1: The ORGANOGRAM OF PRU EAST DISTRICT ASSEMBLY

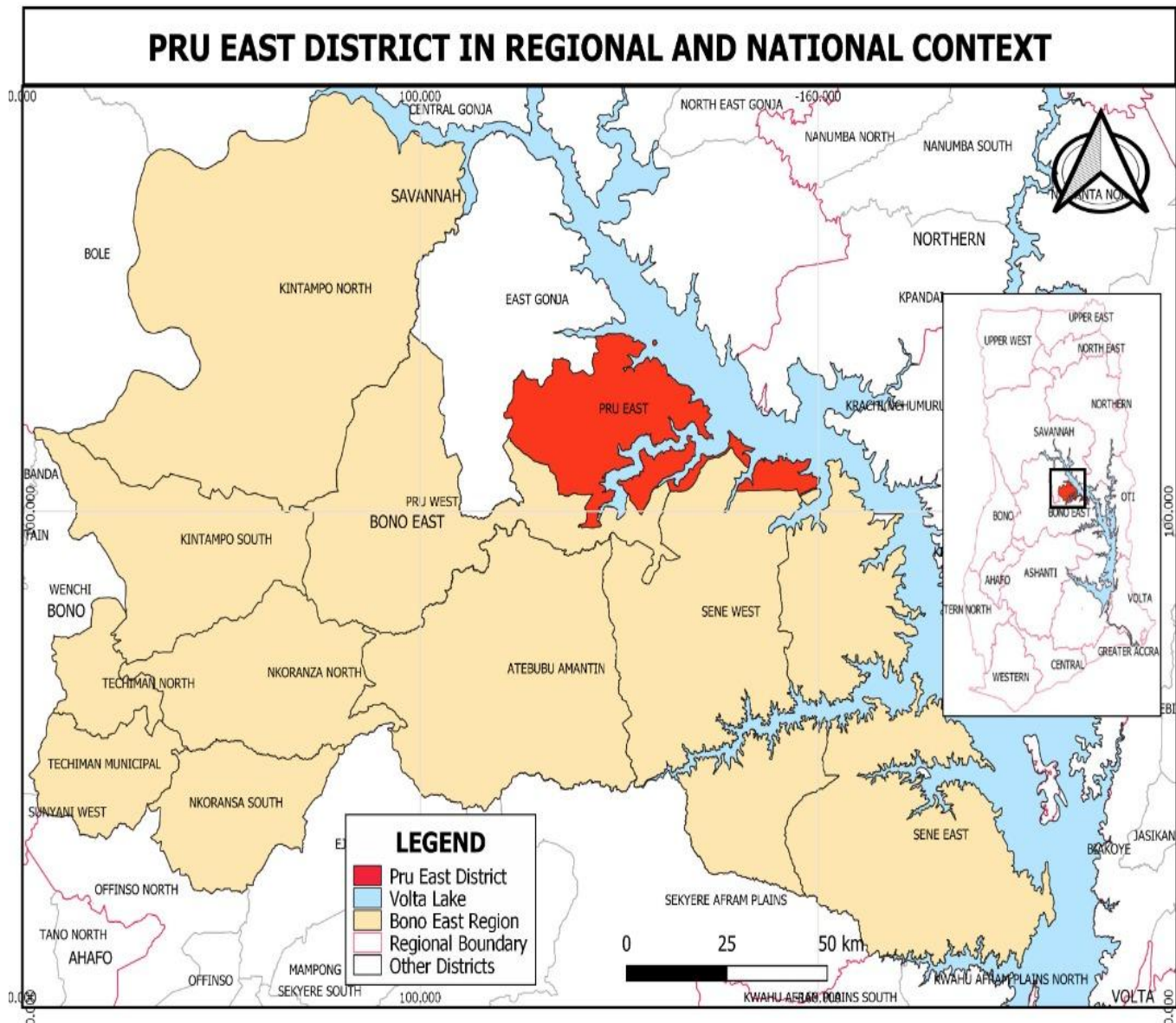


1.9 Location and Size

The Pru East District was established under Legislative Instrument (L.I.2336) of 2017 and commissioned on 15th March, 2018. Pru East District lies between Longitudes 0⁰30''W and 1⁰26''W and Latitudes 7⁰50''N and

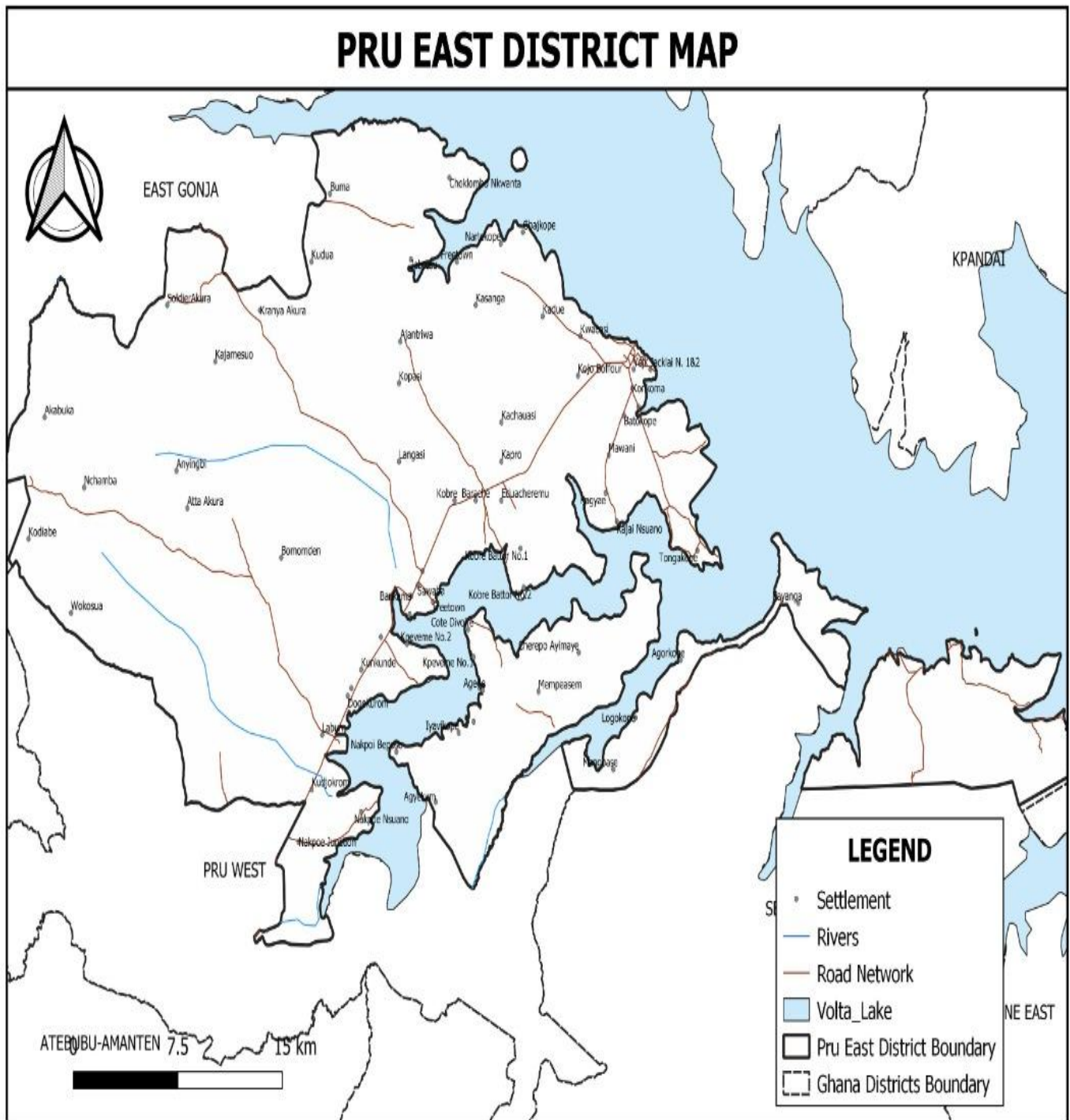
8°22'N. It shares boundaries with Three (4) other districts, namely East Gonja to the North and West (Savannah Region), Kpandai (Northern Region), Sene West, and Sene East to the East and Pru West to the West and South, (Figures 1.1 shows the map of the Districts in the regional and national context). Yeji is the District capital and also a major market centre located just at the brink of the Volta River and is about 223km North-East of Kumasi and about 213.7km to Techiman, the Regional Capital of Bono East Region. It is also 493km North of Accra, the national capital. The Pru East District covers an area of about 1,097kmsq representing 2.8% of the total land surface of the Bono East Region.

Figure 1.2: Location of the Pru East District in Regional and National Context



Source: Pru East District Profile, 2025

Figure 1.3: Pru East District Map



Source: Pru East District Profile, 2025

CHAPTER TWO:

2.0 SITUATIONAL ANALYSIS

Introduction

This chapter entails the situational analysis of the District. The analysis focus on performance review of 2022-2025 district medium term development plan (DMTDP) under the Agenda for Jobs: Creating Prosperity and Equal Opportunity for all. The financial performance for the past 4-years has been reviewed with the strategies to Improve Revenue Generation and addressing challenges on internal revenue generation. The analysis of existing condition gives credence to demographic characteristics, physical characteristics, the economy, social development, environment, governance, emergency preparedness and response of the District. The development projections forms a key part of the chapter across sectors such as population, education, health, security, agriculture, revenue, among others.

2.1: Performance Review of 2022-2025 District Medium Term Development Plan (DMTDP) under the The Agenda for Jobs: Creating Prosperity and Equal Opportunity for all.

The District Planning Coordinating unit (DPCU) reviewed the performance of the 2022-2025 District Medium Term Development Plan which was prepared and implemented under the ‘Agenda For Jobs: Creating Prosperity And Equal Opportunity for all’. The review was presented by the DPCU which was attended by key stakeholders including Assembly members, Heads of Decentralized Departments, Urban/Area Councils, representatives of Civil Society Organizations, Faith Based Organizations, Traditional Councils and Development partners. The review was undertaken to determine the level of implementation of programmes and projects outlined in the 2022- 2025 DMTDP and also to identify challenges that were encountered during the implementation of the plan which would serve as inputs to the preparation of 2026-2029 DMTDP,

The Agenda for Jobs: Creating Prosperity and Equal Opportunity for all ’focused on four main dimensions namely;

1. Economic Development
2. Social Development
3. Environment, Infrastructure and Human Settlements
4. Governance, Corruption and Public Accountability
5. Emergency Planning and Response (Including COVID-19 Recovery Plan)
6. Implementation, Coordination and Monitoring and Evaluation

The performance review as detailed in table examines the implementation of the district medium term development plan for 2022 to 2025. The review of the said plan assessed cumulative performance of the Assembly on the implementation of the plan for the period under consideration. The development outcomes from the implementation of the 2022 to 2025 District Medium Term Development Plan are based on the development dimensions with measurable indicators

TABLE 2.1: PERFORMANCE REVIEW (2022-2025)

Development Dimension	Indicator		Baseline (2021)	2022-2025 Medium Term Target	Cumulative Achievements		Remarks
					Year	Data	
Economic Development	Improve in agricultural	i. Maize	5,502	6,396.72	2024	4,532	The Department of agriculture of the Assembly has intensify
		ii. Rice	4,074.90	19,846	2024	15,695.54	

Development Dimension	Indicator		Baseline (2021)	2022-2025 Medium Term Target	Cumulative Achievements		Remarks
					Year	Data	
	production (in Metric tons)	iii. Cassava	144,973	213,203.10	2024	184,115	extension services and monitoring of farming activities. The sector faces issues of funding and it is recommended that the sector should receive the needed attention to improve production and productivity.
		iv. Yam	130,967	202,296.05	2024	188,391	
		v. Groundnut	2,751	3,276.68	2024	1,929.45	
		vi. Cattle	15,347	19,566	2024	21,567	
		vii. Sheep	9,360	12,145	2024	13,345	
		viii. Goat	8,050	10,146	2024	10,856	
		ix. Pig	1,441	1,500	2024	1,028	
		x. Poultry	35,460	32,176	2024	36,041	
	Average productivity of selected crop (mt/ha):		10.02	89,003.75	2024	78,932.60	
	Percentage of arable land under cultivation		19.73%	42%	2024	43%	Farmers are expanding their fields.
Improvement in livelihood of people	Agriculture	108	0	2024	0	There is the need to provide improve credit facilities	
	Industry	64	0	2024	0		
	Service	0	0		0		
Percentage change in IGF		25%	15%	2024	(7.57%)	There was a decrease in IGF	
Net enrolment ratio	i. Kindergarten	90%	100%	2024	94.1%	The Assembly sensitized parents on the importance of education. Some parents do not avail their children for schooling. The way forward is to intensify awareness creation on the need to education children future	
	ii. Primary	71%	100%	2024	92.3%		
	iii. JHS	57%	100%	2024	75%		
Gender Parity Index	i. Kindergarten	1.07%	1%	2024	n/a		
	ii. Primary	0.87%	1%	2024	n/a		
	iii. JHS	0.63%	1%	2024	n/a		
	iv. SHS	05.4%	1%	2024	n/a		
Completion rate	i. Kindergarten	98.0%	100%	2024	n/a		
	ii. Primary	78%	100%	2024	n/a		
	iii. JHS	89.2%	100%	2024	n/a		
	iv. SHS	96.2%	100%	2024	n/a		
Pass rate	i. JHS	98.5%	100%	2024	No analytical		
	ii. SHS	99%	100%	2024			

Development Dimension	Indicator		Baseline (2021)	2022-2025 Medium Term Target	Cumulative Achievements		Remarks	
					Year	Data		
						results		
	Proportion of health facilities that are functional	i. CHP Compound	100%	100%	2024	100%	The Assembly invested much of the funds in the health sector. There is still the need for resources to improve quality health delivery in the District	
		ii. Clinic	100%	100%	2024	100%		
		iii. Health Centre	100%	100%	2024	100%		
		iv. Polyclinic	N/A	N/A	2024	N/A		
		v. Hospital	100%	100%	2024	100%		
	Prevalence of malnutrition (institutional)	i. Wasting	NA	NA	2024	NA		
		ii. Underweight	2.8%	3.0%	2024	1.8%		
		iii. Stunting	3.7%	2.0%	2024	2.4%		
		iv. Overweight	0	1	2024	0		
	Maternal mortality ratio (Institutional)		156/100,000	125/100,000	2024	2024		
	Malaria case fatality (Institutional)		0	0	2024	2024		
	i. District total		0	0.08	2024	2024		
	ii. Under five years		0	0	2024	2024		
	Proportion of population who have tested positive for covid-19		122/100,000	0	2024	0		
	Proportion of population with access to health services through valid NHIS card	Total (by sex)	M	25,458	58,000	2024	62,327	
			F	50,020	57,000	2024	57,917	
		i. Indigents		8,065	25,000	2024	2024	
		ii. Informal		23,792	22,000	2024	2024	
		iii. Aged		2,119	1,800	2024	2024	
		iv. Under 18years		36,273	65,000	2024	2024	
v. pregnant women		5,229	5,000	2024	2024			
	Percent of population with sustainable access to safe drinking water sources ¹		32%	67%	2024	68.5	Engagement of stakeholders on protection and management of the Volta Lake for quality water supply	
	i. District		20%	80	2024	85		
	ii. Urban		10%	55%	2024	52		
		i. District	18%	37.5%	2024	35%		

Development Dimension	Indicator	Baseline (2021)	2022-2025 Medium Term Target	Cumulative Achievements		Remarks	
				Year	Data		
	Proportion of population with access to improved sanitation services	i. Urban	10%	50%	2024	45%	
		Rural	8%	25%	2024	25%	
	Recorded cases of child abuse	i. Child trafficking,	130	50	2024	37	Search and rescue missions, public education and sensitization through radio and community engagements on protection concerns
		ii. child labour,	141	80	2024	46	
		ii. sexual abuse,	1	5	2024	0	
		v. emotional abuse	1	25	2024	17	
		v. neglect	116	25	2024	72	
		vi. early marriage	3	5	2024	0	
		ii. female genital mutilation	0	5	2024	0	
		ii. family-child separation	1	5	2024	0	
	Percentage of road network in good condition Total Urban Feeder		32%	70	2024	54.66%	Inadequate funds to do proper filling and gravelling of the roads
			20%	90	2024	85%	
			10%	50	2024	24.1%	
	Percentage of communities covered by electricity • District • Rural • Urban		81.5%	82.5%	2024	81.5%	There is solar electrification project for island communities.
			60%	65%	2024	63%	
			100%	100%	2024	100%	
	Reported cases of crime: i. Rape ii. Armed robbery ii. Defilement v. Murder v. Drug trafficking vi. Peddling ii. Drug abuse ii. Domestic violence		1	0	2024	0	Increase sensitisation on effects of criminal activities and enforcement of laws.
			5	0	2024	6	
			0	0	2024	0	
			7	0	2024	0	
			1	0	2024	0	
			0	0	2024	0	
			0	0	2024	0	
			0	0	2024	8	
	Improvement in disaster free effect i. Bushfire ii. Floods iii. Wind/Rain Storm		8	0	2024	5	Educate communities on the effects of climate change and natural disasters through community
			3	0	2024	30	
			2	0	2024	10	

Development Dimension	Indicator	Baseline (2021)	2022-2025 Medium Term Target	Cumulative Achievements		Remarks
				Year	Data	
						<p>durbars and radio shows</p> <p>Build capacity of DVGs on disaster prevention and management</p> <p>Provision of relief Support to victims of disaster</p>
	Percentage of annual action plan implemented	90%	100%	2024	85.19 %	Financial challenge inhibit total implementation of the Annual Action Plan
District Specific Indicators						
	Number of trainings conducted on ISSOPs	5	4	2024	3	Promote inter-sectoral and multi-dimensional approaches in providing social services in a much coordinated manner and cost efficiency.
	Proportion of case workers trained in child protection and family welfare	95%	100%	2024	98%	
	Number of child violence cases benefitting from social welfare/social services	2	30	2024	6	
	Number of children reached by social work/social services	221	190	2024	3,927	
	Number of people reached with child protection and SGBV information	2,500	10,000	2024	5,190	
	Number of LEAP household members on NHIS	600	10,000	2024	7,931	
	Number of households with adolescent girls benefitting from LEAP	424	400	2024	325	
	Number of outreach visits to communities with LEAP households	5	28	2024	20	
	Number of referrals received from GHS	8	12	2024	1	
	Proportion of referrals receiving adequate follow-up	10%	100%	2024	100%	
	Number of DSWCD's that have shared their MMDA's LEAP Household data with both NHIS and GHS	-	-	2024	-	
	Number of regional intersectoral monitoring visits conducted	-	-	2024	-	

Development Dimension	Indicator		Baseline (2021)	2022-2025 Medium Term Target	Cumulative Achievements		Remarks
					Year	Data	
	Number of meetings organised to discuss integrated services		1	4	2024	3	
	Number of girls reached by prevention and care services		230	500	2024	2527	
	Number of CP/SGBV cases referred to other services and followed up		16	25	2024	5	
	Number of NGOs, including RHCs, trained		-	5	2024	0	
	Number of children in RHCs profiled and reunified		-	-	2024	-	
	Proportion of sub-standard RHCs closed		-	-	2024	-	
	Number of children placed in foster care		-	10	2024	1	
	Proportion of population with access to basic drinking water sources		32%	67%	2024	68.5	
	Proportion of population with access to improved sanitation services		18%	37.5%	2024	35%	There is limited number of household toilets
	Type and quantity of fish (mt)	Chrysichthys	5,310.222	1,500	2024	1,452.32	Monitoring and sensitisation of fishermen on regulatory requirement for fishing in Ghana
		Tilapiines	5,026.892	5,000	2024	1,202.14	
		Cynothrissa	394.510	1,500	2024	569.29	
		Labeo	102.198	1,000	2024	491.39	
		Synodontis	50.075	4000	2024	-	
		i. Heterotis –		-	2024	321.20	
		ii. Mormyridae–		-	2024	287.23	

2.2 Financial Performance (2022-2025)

The Assembly budgeted and mobilize funds for the implementation of the District Medium Term Development Plan (DMTDP). The Assembly estimate for the implementation of the DMTDP for 2022 to 2025 is GH¢24,114,393.87 and the budget performance is GH¢13,580,646.69. There is a variance of GH¢10,533,747.18 which signifies that the Assembly could not achieve 43.68% percent of the estimated funds for projects and programmes implementation. This means that there is a wide gap between the budget and the actuals of the funds for the Assembly. The Assembly could not perform well because there serious armed robbery cases in the district which causes fear and panic among traders and other people involved business transactions in the District. This unfortunate incidents has affected business activities visa vie revenue for the Assembly.

This implies that the Assembly could not undertake projects and programmes in the DMTDP with high financial commitment and this has adverse effect on the DMTDP and the achievement of the Assembly’s goal of achieving sustainable growth by reducing poverty within an environment of transparent and accountable Governance. The financial constraint had also had effected the Assembly objective; to effectively mobilize, co-ordinate and utilize both human and material resources for provision of basic services in a participatory manner. The frequent rising in prices of goods and services made the cost of implementing projects and programmes expensive but the Assembly was able to improve on its revenue generation as a coping mechanism of achieving its goal and objectives by operationalizing its mission.

TABLE 2.2: FINANCIAL PERFORMANCE (2022-2025)

Source of Funds	Total Estimated Cost of Plan (A)	Total Amount Received (B) (GHC)	Variance (C) =(A-B) (GHC)
IGF	10,914,121.24	4,786,069.69	6,128,051.55
DACF	4,433,598.00	2,929,604.55	1,503,993.45
DACF- RFG	2,250,000.00	1,489,649.28	760,350.72
MP’s CF	5,222,865.00	3,419,930.15	1,802,934.85
MSHAP/HIV	64,711.00	33,591.39	31,119.61
PWDs CF	600,000.00	569,964.14	30,035.86
UNICEF	90,000.00	75,000.00	15,000.00
MAG	109,098.63	96,837.49	12,261.14
HIPC/SIF	430,000.00	180,000.00	250,000.00
Total	24,114,393.87	13,580,646.69	10,533,747.18

Source: APR, 2024

2.2.1 Strategies to Improve Revenue Generation

The Assembly adopted strategies to improve mobilization of fund for the implementation of the DMTDP for 2022 to 2025. The measure undertaken by the Assembly to improve revenue generation include:

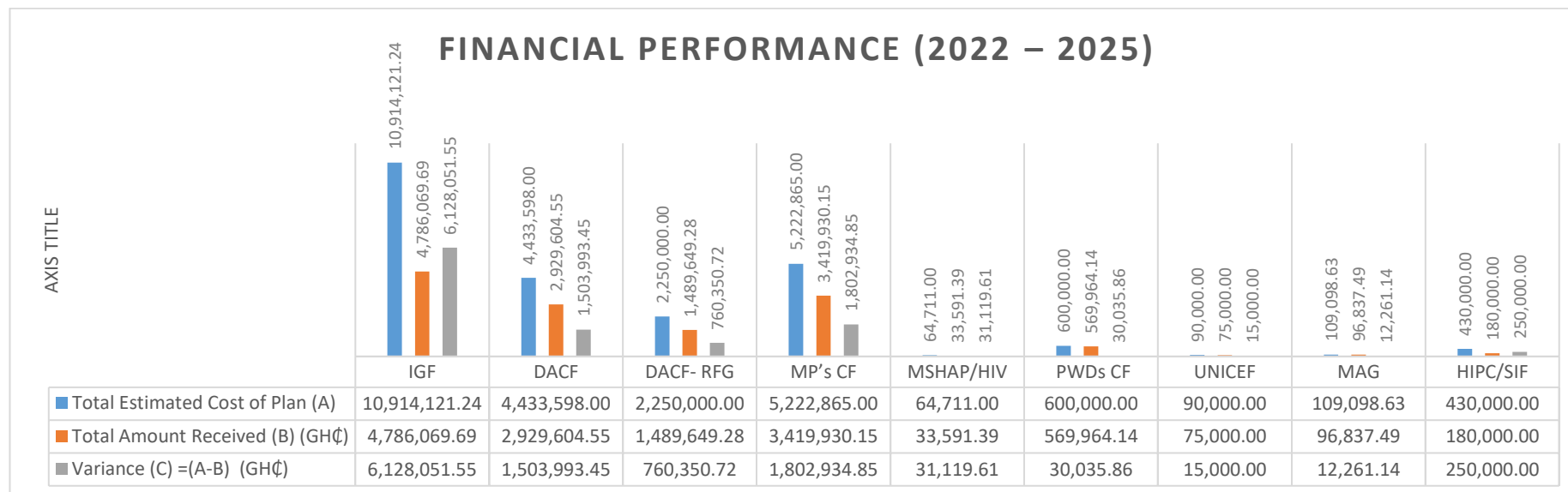
1. *Property Rate:* we will scale up efforts at getting all properties in the district valued and an accurate nominal roll compiled on all properties in the district so as to facilitate proper levying. This will replace the current mode of estimation and rating.
2. *Fees:* The District Assembly will intensify effort to expand the coverage of items from which fees are charged, sources such hiring of chairs and canopies and market stall and slaughter houses will be explored.
3. *Fines and Penalties:* The District Assembly intends getting the district court active so as to facilitate the works of the environmental unit and works department in fining of persons not complying with the assembly’s sanitation codes and building regulations.
4. *Rent:* The District Assembly intends to organize stakeholders’ engagement in the District to update inventory on all the Assembly stores, stalls, bungalows, and other assets stores to enable appropriate rating and expanding the scope of the rateable items.
5. *Tax Education:* Intensive education and public sensitization programmes will be rolled out periodically to get the general public to understand the essence of paying their rates and other levies to the District Assembly. This it is expected will help reduce the rate payers’ apathy.

6. *Training of Key Revenue Personnel:* Training of revenue staffs will again be intensified to sharpen the skills of revenue collectors in the district. It is expected that this will be done twice in the year
7. Embarking on business inventory exercise
8. The DA expanded rateable items including introduction of revenue stickers and licensing of motor kings.
9. Reorganisation of ceded revenue collection activities at Yeji Urban Councils, Parambo/Sawaba, Town Councils and Konkoma Area Council.
10. Carried out periodic spot checks at revenue stations
11. Collection and Collation of data on rateable properties

2.2.2 Challenges with regards to Internally Generated Funds (IGF)

1. Property rate collection, nominal roll on property still remains a challenge etc
2. Armed robbery cases scares market women from patronizing the market
3. Interference of traditional authorities in the collection of revenue
4. Inadequate motorbikes to facilitate education, supervision and monitoring of revenue mobilisation.
5. Lack of court within the district to ease prosecution of tax defaulters.
6. Poor nature of feeder roads seriously affected patronage of the weekly markets thus revenue generated from market tolls.

Figure 2.1: Financial Performance (2022 – 2025)



2.3 ANALYSIS OF EXISTING CONDITION

2.3.1: Introduction

This section of the DMTDP seeks to highlight the physical, environmental, economic and social characteristics/conditions that shape and influence lives in the Pru East District. There are core natural and human factors that influence economic production, consumption, reproduction, health, sanitation and the overall welfare of the people of the District. It is therefore important to put these issues into perspective to enable a broad appreciation of the current state of the District.

2.3.2 DEMOGRAPHIC CHARACTERISTICS

2.3.2.1 Population Size and Growth Rates

The Pru East District is the 128th most populous District in Ghana. The District's population in 2021 Population and Housing Census (PHC) was 100,840 with more males (50,708) representing 50.3 percent than females (50,132) constituting 49.7 percent. The District's projected population in 2025 is 112,662 with more males (56,460) representing 50.1 percent than females (56,202) constituting 49.9 percent. The youth aged 15 to 35 year are 42,136, which represents 37.4 percent of the District's population. The growth rate is 2.0 percent. The District's population by 2029 is expected to reach 123,946 with male and female population being 62,069 and 61,877 respectively. The District has a literacy rate of 46.7 percent of the population 6 years and older which is higher among males (51.3%) than females (42.0%). The main ethnic groups in the District are Guan (28.1%) and Ewe (21.1%), followed by Gurma (18.7%), Akan (10.0%), Mole-Dagbani (7.5%), Ga-Dangme (5.7%) with the remaining ethnic groups (Mande and others) constituting 9.1 percent.

2.3.2.2 Population Density

The District occupies a total land size of 1,690 kilometre square with a population density of 60.1 persons per square kilometre (PHC, 2021). The increase in population over time is reflected in the high population densities for the period 1970, 1984, 2000 and 2010. In 2010, the population density stood at 117 per km sq. With a static land size of 1,690kmsq and ever dynamic population, this means there is great pressure on the District's fragile environment and other resources, which if care or pragmatic measures are not taken, may gradually result in some environmental consequences. Settlements such as Konkoma, Kojobaffour Sawaba-Parambo, Yeji, among others are growth points which continue to accommodate relatively higher population densities with corresponding pressure exerted on existing limited infrastructure facilities. This trend has led to the development of slums in the two main urban towns (Yeji and Sawaba) with its attendant socio-economic effects.

Table 2.3: Twenty most populated localities in the District

No.	Name of Locality	Male	Female	Total	Percentage of the pop.
1.	Yeji	16495	18038	34533	34.24534
2.	Parambo	5199	5053	10252	10.1666
3.	Sawaba	3746	3578	7324	7.262991
4.	Kojo Boffour	3454	3741	7195	7.135065
5.	Konkoma	2819	2935	5754	5.706069
6.	Jaklai No 3	843	867	1710	1.695756

7.	Accra Town	762	574	1336	1.324871
8.	Labon Kofi Basare	690	634	1324	1.312971
9.	Jaklai No 1	568	633	1201	1.190996
10.	Kudjo Krom	570	603	1173	1.163229
11.	Kobre	559	571	1130	1.120587
12.	Parambo Nsuano	606	522	1128	1.118604
13.	Kachawura	554	569	1123	1.113645
14.	Issaka Akura	620	469	1089	1.079929
15.	Labon Quarters	520	523	1043	1.034312
16.	Adjentruwa	506	514	1020	1.011503
17.	Kofi Basare Nsuoano	509	485	994	0.98572
18.	Nchamba	486	459	945	0.937128
19.	Kupua	490	445	935	0.927211
20.	Kwayasi	435	468	903	0.895478

Source: Ghana Statistical Service, 2021

2.3.2.3 Household Characteristics

The composition and structure of the households reflects the general social structure of the society. According to extracts from the 2010 PHC, the average household size is 5.6 compared to the regional average of 6.0 in 2010. However, the 2021 population and housing census indicate an average household size being 4.9 and the figure for rural areas is 5.3 and that of urban communities is 4.4. The households have high number of males than the females in the District. The average household size has reduce from 6' in 2010 PHC to 4.9 in 2021 PHC. This implies that rural households are larger and it is a sign of high dependency on active household members. The families in such as condition has high tendency of being poor due to the circumstance that they found themselves.

2.3.2.4 Religious Compositions

Fifty-six percent (56.2%) of the District's population are affiliated to the Christian Religion, followed 27.0 percent who are Muslims and 9.3 percent belong to No Religion. Six percent (6.3%) of the population are Traditionalists with less than two percent (1.2%) belonging to Other Religions.

2.3.2.5 Rural-urban Split

The Pru East District can be described as more urban, than rural. According to the 2021 Population and Housing Census, as many as 64,603 people (64%) live in the urban areas; while 36,237 people (36%) live in the rural areas. Results of the 2021 Population and Housing Census indicate that the district has five urban communities, namely Yeji, Konkoma, Kojo Boffour, Parambo and Sawaba with population of 34533, 5754, 7195, 10252 and 7324 respectively. Almost three out of every five (64%) of the population in the District live in urban areas indicating that the District is largely urban in nature. The concentration in the urban areas can be attributed to by economic opportunities, access to services, infrastructure and systemic societal changes. The rapid urbanization of the District means an opportunity for business activities in the urban areas but has more pressure on social amenities. There is also shortage of labour for agricultural activities in the rural areas.

2.3.2.6 Dependency Ratio, etc.

Age dependency ratio for the District is 86.0% for 2010 and 75% for 2021. The data from the 2021 population and housing census reveals that the dependency ratio has reduce from 86% to 75% and has positive effects on households' savings and investment and the development of the District at large. The dependency ratio of 75% means approximately 100 working-age people of 15 to 64 years older. The 75% dependents to care for in the dependent population (0 to 14 years and 65 years above). A 75% ratio signals a moderate to high dependency, requiring targeted policies to balance support for dependents while maintaining economic growth.

2.3.3 PHYSICAL CHARACTERISTICS

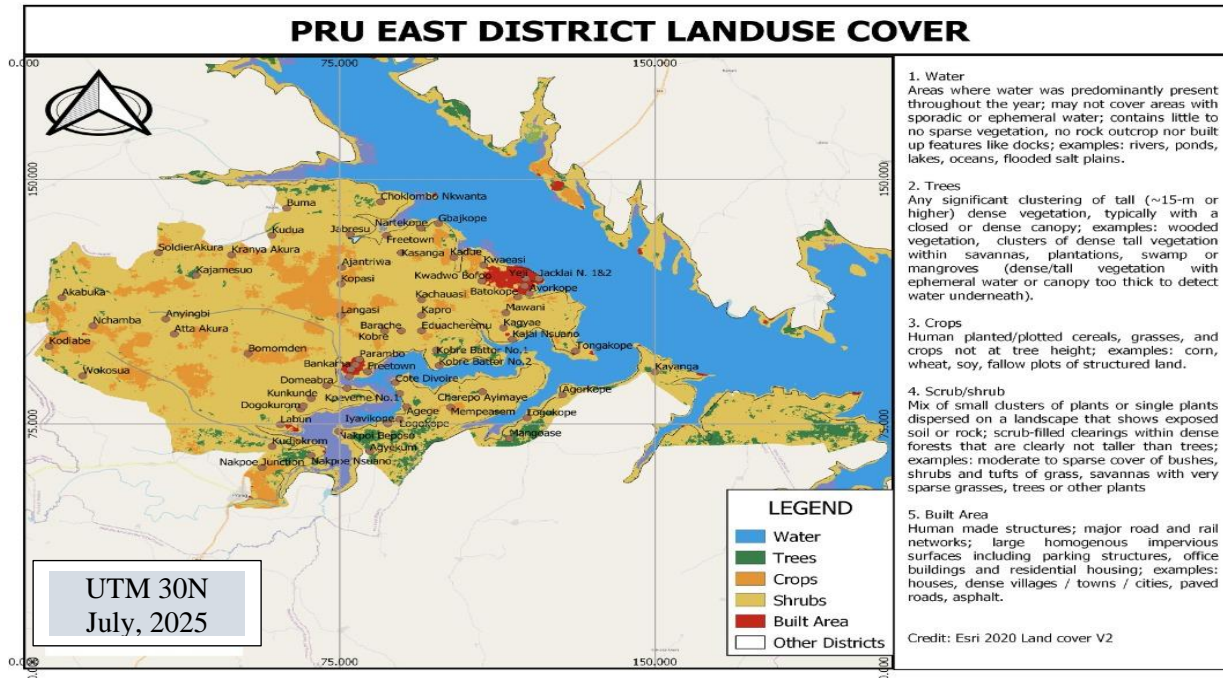
2.3.3.1 Topography

The topography of the District is generally plain with rolling and undulating land surface of an elevation between 60 – 300 meters above sea level. The district is not associated with any significant highlands or hills. The Pru River is a main tributary to the Volta Lake and the two are the major water bodies found in the District. One cannot leave the District without crossing the river and its tributaries. The sluggish flow of the river permits the depositing of alluvial soils on the river beds and along their banks. The fertile nature of alluvial soils is a great potential for increased food production in the district. The lower altitude of the place predisposes the District to perennial flooding.

2.3.3 .2 Vegetation

The existence of “fringe forest” along the banks of rivers, streams and other areas where the impact of human activities are minimal is evidence of the fact that the transitional zone was once forested. Trees are widely scattered in the District. Common trees species found outside the few dotted “fringe forest” include, baobab, dawadawa, acacia, Shea nut trees, and mahogany which have adapted to this environment. Grass grows in tussocks and can reach a height of 10 feet or more. The District falls within the interior wooded savannah or tree savannah. However, due to the transitional nature, the area does not exhibit typical savannah conditions. The savannah used to be heavily wooded, though most of the trees are not as tall and gigantic as those in the moist deciduous forest but due to the human activities, the current prevailing natural condition is not the best. There is therefore the need to embark on a Massive tree replanting in the District since of the vegetation cover has been lost. This has given way for serious and destructive thunder storm active in the District.

Figure 2.2: Land Use Cover Map



2.3.3.3 Water resources

The Assembly is endowed with water bodies such as the Volta Lake with many tributaries and the Pru River. This resources has been put into many uses in the form of domestic consumption, wild fishing and fish farming, use for construction, agricultural activities, and transportation. Water as a means of transport also plays a significant role in the transport system of the District. The use of Pontoon, boats and canoes to convey people and goods on the Volta Lake is very prominent and serves as a major link between the District and the Northern Region. The Akosombo Queen (Ship) which docks at Yeji every Tuesday also serves as a major link between the District and Akosombo.

Community Water and Sanitation Agency had interaction on the operation of the water system in Yeji with Management of the District Assembly. The Agency has taken steps to procure pipelines for expansion of water supply to suburb of Yeji. It is envisaged that through one of the above arrangements the perennial water problem in Sawaba/Parambo and their adjoining communities would be solved in due course. The objective of the Assembly is to effectively mobilize, co-ordinate and utilize both human and material resources for provision of basic services in a participatory manner. The Assembly is collaborating with CWSA to extend pipeline to suburb of Yeji that do not have access to potable water. This implies that construction of water system in Yeji is towards achieving sustainable water supply in Yeji but most other communities have challenges of getting potable water.

2.3.3.4 Soils

Land is controlled by the Yeji Traditional Council and the Konkoma Traditional Council, who allocate land mainly for agricultural purpose (about 75%), residential use (around 20%), and commercial or institutional purposes (about 5%). Soils in the District belong to a group called “groundwater lateritic soils” which cover nearly three-fifths of the interior wooded savannah zone of Ghana. These soils are formed mainly over

Voltaian shales and granites. Most of the soils are fine-textured, ranging from fine sandy loams to clayey loams, and are mostly poorly drained. Crops that can potentially be supported by these soils include rice, vegetables, yams, cassava, maize, groundnuts, soya beans, cowpeas, and sorghum. There is high potential for commercial rice production across the District and there is evidence of high quantity of rice produced in each year.

Challenges in accessing land include unclear boundaries and overlapping claims between families and traditional authorities. Lengthy customary processes and limited formal documentation further complicate secure acquisition. These issues often discourage investment and slow down orderly development in the district.

2.3.3.5 Plant and animal life

The District is very conducive for plants and animals production. Crops that can potentially be supported by these soils include rice, vegetables, yams, cassava, maize, groundnuts, soya beans, cowpeas, and sorghum. There is high potential for commercial rice production across the District and there is evidence of high quantity of rice produced in each year. Farmers in the District also cultivate trees such as cashew, mango, sanya, and accaishia and there other wild tree species grown in the District. The type of trees and grass available pave way for the rearing of animals such as cattle, sheep, goat, pigs in commercial quantities. There is high demand for food stuff and animals in Yeji Market.

2.3.3.6 Geology and Minerals

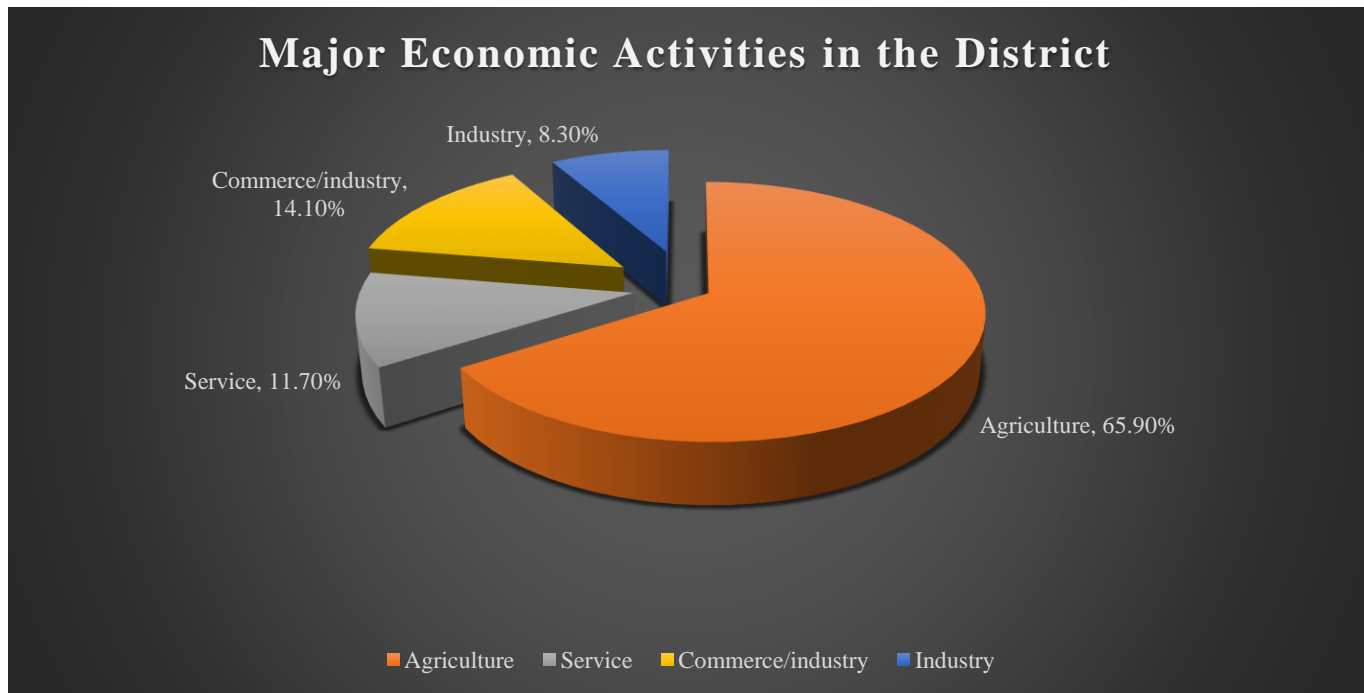
The District is underlain by the voltaian formation which covers about two-fifths of the surface area of Ghana. The rocks belonging to this formation are rich in sandstone, shales, mudstone and limestone which can be harvested for constructional purposes in the District. There are also few deposits of clay which when given the needed attention can boost the pottery industry to generate revenue for the local inhabitants. The rocks in the area are believed to contain gold deposits; however, no investigation has yet been carried out to substantiate this assertion. The layer of the lake has high potential of containing other minerals and the message has been sent out with the hope that Ghana National Petroleum Authority and other agencies in-charge of mineral discovery will carry out some exploration work in certain location in the District.

2.3.4 THE ECONOMY

Yeji, the District capital is noted for the largest inland supplier of smoked/salted fish, cattle and other food crops in the district. The fish market serves as the main backbone of the Assembly's revenue. The strategic location (just on the edge of the Volta Lake) makes it ideal for trade in general commodities which are basic to human survival. Vehicles from the southern sector to northern sometimes use the route through to Salaga and to Tamale. The Distance from Kumasi to Tamale through Yeji is very short compared to Kintampo to Tamale. However, the poor road network from Ejura to Yeji needs to be seriously rehabilitated if the District really wants to fully achieve its potentials.

The service industry over the year has witnessed expansion especially in the areas of trading, telecommunication and retail, shops and bars.

Figure 2.3 Major Economic Activities in District



Source: Pru East District Profile, 2025

Figure 2.4: District Economic Activities Map



From the figure, it is evident that agriculture is the mainstay of the local economy, which employs more than one half of the economically active population (labour force). Nearly every household in the District is engaged in farming/fishing or an agricultural related activity. Farming in the district is largely carried out on small scale basis. The average cultivated land ranges between 4 – 6 acres for all crops.

Despite its importance in the district economy, much of the agricultural potentials in the district remain unutilized. For instance, out of the total of 22,261 hectares of arable land only 3,167 hectares is currently utilized. The district's irrigation potentials also remain unexploited. Nothing concrete has been done to develop irrigation potentials that have been discovered in about Three (3) localities. The soils in the Area favor the production of a variety of crops. Crops currently grown in commercial quantities include Yam, Cassava, maize and Rice. Major production centres include: Kadue, Parambo/Sawaba and Yeji

2.3.4.1 Local Economic Development (LED) and Employment

Local economic development (LED) is a participatory process where local communities, including public, private, and civil society sectors, collaborate to enhance economic opportunities and improve the quality of life within a specific geographic area. It focuses on leveraging local resources and skills to stimulate economic growth and create sustainable employment. The Pru East Business Advisory Centre (BAC) under the Ministry of Trade and Industry is in charge of an aspect of LED while the Ministry of Food and Agriculture (MOFA) represented by the District Directorate of Agriculture is also in charge of the other aspect.

A number of people within in the District had access to different types of services for the Business Advisory Centre (BAC). The aim is improve up their business activities and the service had direct multiplier effects in the local economy of the District. The BAC activities cut across all aspects of the local economy with of growing the local economy. A buoyant local economy means the Assembly has a greater chance of mobilising revenue for implementation of projects and programmes. There is a significant growth of businesses and the competitive business environment has contributed the internal generated funds collected by the Assembly. This is in consonant to the Assembly goal of promoting socio-economic growth and development of the Assembly.

Furthermore, BAC over the years has been developing programmes tailored at empowering women and youth at the community level. The BAC through MOTI has empowered 220 Males and 850 Females across the district through community based Skills Trainings. The programmes and activities cut across many sectors as follows:

- Training in Fortified Gari Processing
- Pomade/Hair food production
- Soap/Detergent production
- Fish processing and preservation
- baking and confectionery
- Mushroom production/Cultivation
- Soy processing among others
- Training in dressmaking & Design

However, the development and operationalization of the local economy is challenged with the following issues:

- Lack of operation funds for smooth running of the office
- Inadequate furniture in the new BAC Office for use by staff
- Lack of funds to undertake technical training activities in the District
- Lack of Motorbike to access hard to reach communities

2.3.4.2 Recommendation for improving implementation of local economic development activities

- Operation funds should be made available for the smooth running of the office

- Furniture should be made available for use in the new BAC Office
- Resources should be release to the BAC to undertake Technical Training Activities
- Provision of Motorbike to assist work at the BAC

2.3.4.3 Agriculture and Employment

Agriculture as a local economic development of the district is believed to be the backbone of the district. Over 65% of the district’s inhabitants engage in farming for a livelihood, and a chunk of the district’s internally generated revenue is directly or indirectly linked to the sector. The District is blessed with availability of abundant hectares of fertile arable lands, plenty fresh water bodies including the Volta Lake, favourable weather and climatic conditions for agricultural activities and an active farmer population. Market for agricultural produce is as well not an issue at all in the district, due to the proximity of the Yeji market; a well-known market in the region and the country at large.

The District’s population 15 years and older are mainly engaged in the agricultural sector (57.7%).The total number of farmers as at 2024 is 77,434, with male population being 72,423 and female is 5,011. The percentage of arable land in the district is 53 percent. Cassava, yam, rice, maize, groundnuts are the major crops produced in the Pru East district as at 2024, with the following proportion 50, 44.7, 4.8, 1.78 and 0.45 percent respectively (Pru East APR, 2024).

Livestock production, Food crop production and Capture fisheries are the predominant agricultural activities engaged by most farmers and inhabitants of the district. Predominant species for the livestock sector is mainly the rearing of cattle, small ruminants (sheep and goats), and the village chicken. The food crop farming is dominated by yam, rice, maize, cassava, and pepper production. Tree crops such as mango, cashew and shea are main species commonly found in the district. The fisheries sector is also mainly dominated by the capture fishing. Livestock production is a major economic activity in the district. The district has a total of 10,220 number of livestock farmers in the district, with male population of 7,952 and female population 2,268 as at 2024. Poultry farming has the highest production of 36,041, followed by cattle production with 21,567, sheep 13,345, goat 10,856 and pig 1,025

The sector has numerous setbacks including the increasing threats posed by climate change and the seasonality of the rainfall patterns in the district, high cost of agricultural inputs, inadequate and sometimes lack of appropriate agricultural machinery and storage/processing facilities, and inadequate budgetary allocations for LED activities.

2.3.5 SOCIAL DEVELOPMENT

2.3.5.1 Education

Education is the most treasured legacy any district can give to its residents and also the only means through which development can be propelled. Literacy is by far the most important and/or effective means by which a society can preserve and transmit its culture from one generation to another. The ability to read and write is an essential ingredient in developing the intellectual, moral and practical capacities of the individual, the family and society as a whole.

The District aims at providing quality formal education and training through effective and efficient management of resources. Education in the Pru East District is structured into three levels: basic, secondary and tertiary. The Education Directorate has fifty-seven (57) Kindergartens (KGs), fifty-seven (57) Primary Schools, twenty-seven (27) Junior High Schools, and one (1) Senior High School in the public category and thirty-six (36) Kindergartens, thirty-six (36) Primary Schools, thirty-two (32) Primary Schools, and nine (9) Senior High Schools in the private category. Student enrolment in the district stands at 3918, 9967 and 3,194 at Kindergarten, Primary, and Junior High levels respectively. Out of the fifty-seven (57) public primary schools in the district, fifty-five (55) benefit from the Ghana Accountability for Learning Outcomes Programme (GALOP), which helps improve education quality through support for teacher in-service training, school management, teaching and learning materials, and minor infrastructure repairs.

The District also has a Nursing and Midwifery Training College (NMTC) as part of its commitment to expanding access to tertiary education and training of skilled health professionals

Education in the district faces several major challenges, including a shortage of about 4,000 student desks at the basic level, and 19 out of 83 basic schools (29%) holding classes under trees due to inadequate classroom infrastructure. Additionally, there is a teacher deficit of 233, a lack of residential accommodation for teachers in hard-to-reach communities, limited funding for school supervision and monitoring, and the absence of a School Feeding Programme in many rural schools, which adversely impacts learner attendance.

School Infrastructure and Utilities

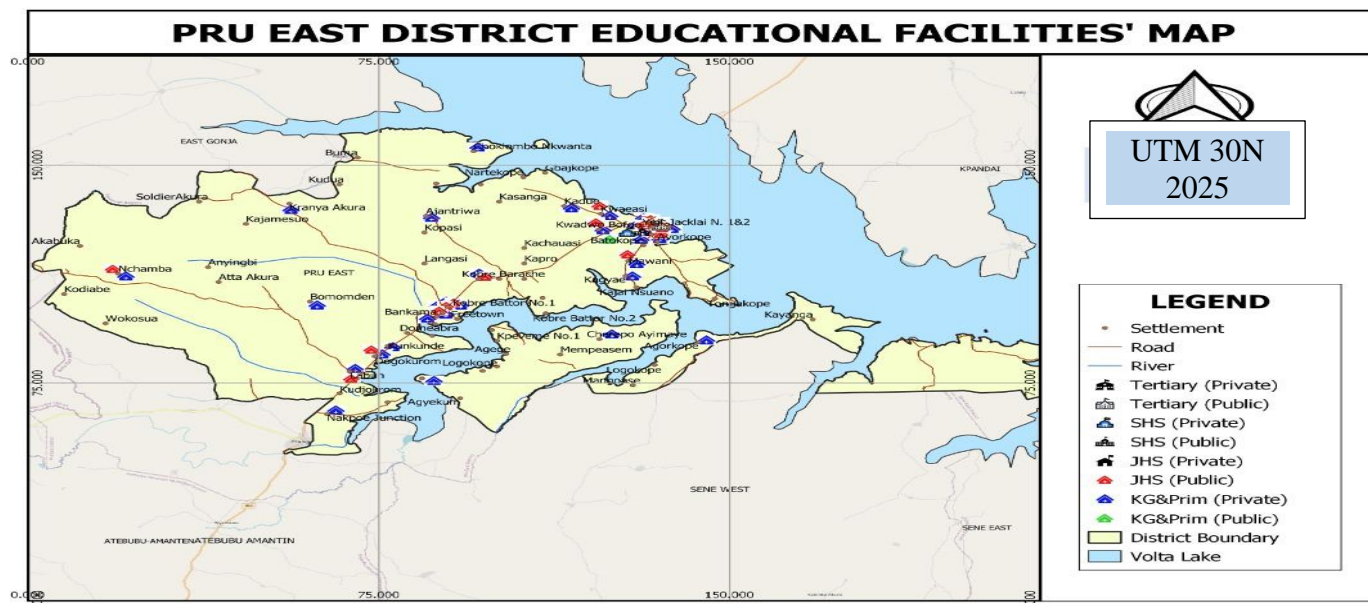
The existence of schools is a key determinant of access to education. The district, as already indicated has 84 schools throughout the district; this is made up of 57 primary schools, 27 Junior High School (JHS) and 5 Senior High / Technical and Vocational Schools. Most of the educational facilities (87%) are owned and managed by the government. In terms of location; primary schools are the most widely distributed educational facilities in the districts. Most of the communities have access to a primary school located either in the community or in a neighboring community.

Most of the Junior High Schools (JHS) and all the Senior High Schools (SHS) are located in the only two urban centres in the District that is Yeji and Parambo/Sawaba. This implies that students from the rural areas have to either relocate to the town or travel daily to these centres to pursue their post primary or post JHS education. Due to the difficulties that this poses to them, there is a high dropout rate at the transitional level of moving from primary to JHS and from JHS to SHS.

Again, most infrastructures of the primary schools in the District are in dilapidated state which needs urgent attention for rehabilitation. Though for the past years (2022-2025) the Assembly has constructed a number of classrooms to improve access, most of the primary schools are found in make-shift structures or under pitched pavilions because of the inadequate school accommodation.

The physical infrastructure of the Senior High Schools is not the best, teaching and learning is done under pavilions and there are no dormitories and hostel facilities to accommodate students. There are also no workshops to facilitate technical training of students and no library facilities for both JHS and SHS pupils and students.

Figure 2.5: District Educational Facilities Map



Poor sanitary facilities and public hygiene also pose a serious challenge to most schools in the District. In the urban and rural areas, only few primary schools and JHS have access to latrines and urinals. Water facilities are not available in most JHS due to scarcity of underground water in the district. Rain harvesting techniques therefore needs to be provided at the various schools to promote school hygiene. Electricity is not available in most of the schools. Office space for teachers is woefully inadequate and this is a matter of concern in the district.

Despite efforts being made so far in the establishment of schools and the provision of school infrastructure more stills needs to be done to improve access to education in the district. More schools are particularly in the rural communities where pupils walk long distances daily to nearby communities to access education. A lot more has to be done to improve the infrastructure of the existing schools to enable them deliver quality education.

Teacher accommodation also needs to be provided especially in deprived communities where schools facilities exist to serve as motivation to teachers who accept posting to these communities and also reduce the daily commuting of teachers from the relatively endowed urban centres like Yeji and Parambo/sawaba to their schools in the deprived areas. This may address lateness, absenteeism and loss of pupil-teacher contact hours as a result of lack of suitable accommodation and other social amenities.

2.3.5.2 Health Care

Health Care delivery in the District is the shared responsibility of Ghana Health Service and all stakeholders who have interest in the sector. Health according to the world Health Organization is the complete state of the mind and not the mere absence of diseases or infirmity. This therefore means that, the health situation of a population is critical to the Socio-economic development of the district. The District has one main hospital, however, a number of successes were chalked in some of the indicators identified for tracking the performance of the sector.

The District Health Directorate is the Health Administrative body under the District Assembly that foresee all matters relating to Health in the district. The district has 15 health facilities that serve a population of 112,662. Government owned 11 out of the 15 health facilities. The only Hospital in the district is owned by the Catholic Church (Mathias Catholic Hospital). The rest of the health facilities are 2 Health Centres, 9 CHPS Compounds, 2 Private Clinics and 1 Infirmary that is owned by an NGO.

The Doctor Population Ratio is 1:11,266, Doctor Nurse Ratio is 1:32 and Nurse Population Ratio is 1:350. The health sector in the district is faced with a number of challenges that affect health service delivery which include: inadequate health infrastructure, inadequate health professionals, unreliable power supply and poor internet connectivity.

The Directorate has challenges pertaining office accommodation, accommodation for staff, weak pick-up, and motor bikes, spoiled boat and under staffing, especially doctors.

Figure 2.6: District Health Facilities Map



2.3.5.3 National Health Insurance Scheme (NHIS)

The National Health Insurance programme as a social protection programme ensures that all residents of Ghana who enrol on it access quality health care without paying money at the point of accessing health service. The National Health Insurance Scheme is one of the social intervention programmes that serves as a safety net for Ghanaians. It must be put on records that by 31st December, 2024, the scheme (Pru East and West) had membership of 120,244. The scheme finds it difficult to segregate data for Pru East and Pru West district because it manages the Districts and during registration of clients their locations were not specified but scheme is in the process of categorising District specific data through new registrations and renewals. The most important information is that people have access to health services using the NHIS in the District as indicated in table

Table2.4: Registration and Renewals of NHIS as at 31stDecember, 2024

Item	Categories	Target 2024	Actual 2024	
Proportion of population with valid NHIS card	i. Indigents	25,000	25,231	
	ii. Informal	22,000	22,225	
	iii. Aged	1,800	1,872	
	iv. Under 18years	65,000	65,467	
	v. pregnant women	5,000	5,449	
	Total (by sex)	M	58,000	62,327
		F	57,000	57,917

The scheme was able to exceed its target of **115,000** membership due to intensive public education and the e-renewals using mobile phones. This has lessened pressure on the scheme officers and it also convenient for the NHIS clients. The scheme performance shows that there is more access to vital health services for the inhabitants which is positively correlated to healthy labour force for rendering of socio-economic activities in the District.

2.3.5.4 Social and child protection

Rescue missions have been carried out and ninety (90) victims of child trafficking and labor rescued by the end of December, 2020 and admitted at safety shelter for rehabilitation. Thirty **30 Children (male- 28 and females- 2)** victims of child labor and trafficking were actually rescued by the end December, 2020 by the Assembly with support from NGOs. Needs assessment of victims, screening and Social Enquiry Reports were conducted. **Three (3) Care Orders** were acquired at Atebubu Court which paved way for the victims to be taken to safe shelters for further rehabilitation processes thereby, ensuring guaranteed safety in a decent environment. This is to bring hope to many of these children in servitude by promoting and protecting their rights and future.

2.3.5..5 Poverty, Inequality and Social Protection

The income levels of the households in the district vary widely. This is because there is a mix of very high income earners as well as very low income earners. The average annual income for an average household size (4 people) is about GH¢782.45. This translates into an average per capital annual income of GH¢195.61. Sixty-six (66%) of the people earn their income from agriculture related activities, seventeen (17%) from the Service Sector, 13% commerce and 4% industry. Income levels are generally low throughout the district as compared to the national average income for head of \$390.00. This therefore calls for prudent measures to develop the major sectors of the local economy, especially agriculture and other related activities through effective storage, processing and marketing of produce and support to the private sector which is now considered as the engine of growth of every economy.

As an agricultural economy supported by a vibrant fishing industry, like the Pru East District, it is critical to encourage people to produce enough for local consumption and export the surplus thus cutting down expenditure on food. This is the easiest way for people to save towards developments. A general overview of the household income shows that, there are high inequalities in the distribution of income in the district. It could be found that, the wealth in the district is in the possession of a few people who form only about 18% of the entire population of the district and this indeed is a typical characteristics of a developing country. The

remaining 72% forms average income earners and the extreme poor who cannot afford three square meals a day (mostly in rural areas).

As an agrarian district, the population of self-employed without employees is high, about 70.9 % with unpaid family workers of 16.2%. This invariably means that when the agricultural sector is affected, the capacity of the local economy is equally affected, hence affect future employment. Majority of the self-employed are engaged in small-scale economic enterprises such as fish processing, dressmaking/tailoring, artisan work, auto-repairs services, hairdressing and food processing. Many people are also subsistence farmers engaged in subsistence agriculture.

However, most of the self-employed in the private informal sector have not registered their businesses either at the Registrar General Department or with the Assembly. Efforts need to be made to sensitize them on the need to register their businesses and the opportunities available to them at the various financial institutions to increase their capital base. To ensure the social safety nets of the population of the District, measures such as the LEAP, NHIS, and School feeding programme, among others are initiated and implemented to that effect.

2.3.5.6 .Nutrition Security

Nutrition is critical part of health and development, better nutrition is related to the infant child and material health, strong immune system, safer pregnancy and child birth lower risk of non-communicable disease. Healthy children learn better. People with adequate nutrition are more productive and can create opportunities to gradually break the cycle of poverty and hunger. Food serve multiple function in most living organisms. For example, it provides materials that are metabolized to supply the energy require for absorption and translocation of nutrients for the synthesis of cell materials for movement and locomotion for excretion of waste products and all other activities of the organism.

Food also provide materials from which all the structural and catalytic components of the living cell can be assembled. Living organism differ in the particular substances that they required as food. In the manner in which they synthesize food substances or obtains them from the surroundings environment and in the functions that these substances carryout in their cells. Never the less, a general pattern can be descended in the nutritional process throughout the living world and the types of nutrients that are required to sustain life.

Malnutrition and undernourishment not only reduces a person's immune system, but also makes the individual more vulnerable to diseases, negatively affects a child's cognitive abilities and educational performance and eventually reduces their productivity as working adults. Household earnings therefore stagnate and/or decline, affecting their welfare, reducing the potential of and adding to the burden of District's economy. If the District is to increase the pace of economic development, there must be a strong focus on investing in the nutrition of its people, particularly women and children who currently carry the highest burden of malnutrition. Among others the District will encourage food fortification and diet diversification to improve diet quality, provide iron and folate supplements for women preconception and during pregnancy, Carry out awareness creation to reduced consumption of foods high in fat, saturated fat, salt and sugar, Promote safe water, sanitation and hygiene (WASH) to limit infections that lead to reduced iron absorption, Promote early initiation of and 6 months exclusive breastfeeding, Incorporate explicit nutrition objectives and indicators into social protection programmes etc.

The health facilities recorded a decrease in nutrition from 4,237 to 3,553 in midyear of 2024, notwithstanding increase in Vitamin A dosage from 7,800 to 8,201 in 2024. The Directorate was not doing well in EPI due financial challenges and it has prevented the directorate to go to overbank communities for vaccination. The directorate could not carryout ANC and OPD services at the overbank communities and as a result, the people in such communities do not have access to standard health facilities and frequent travelling to Yeji predispose them to boat accident on the Volta Lake.

2.3.5.7 Environmental sanitation and Hygiene

The Environmental Health Unit has the mandate of addressing environmental and sanitation issues in the District through the help of stakeholders. The District is challenge with so many liquid and solid waste issues and the population growth does not commensurate with the growth of sanitation facilities in the District. The District Environmental Health and Sanitation had so many encounters with community members with the aim of improving sanitation situation in the communities. This called for sensitization, monitoring and supervision of sanitation related activities. The Assembly faces so much challenges on the construction of household toilets in District

Tale 2.5: Data Showing the Distribution of House Toilet Facilities

S/N	AREA COUNCIL	WC	VIP	KVIP	STL	POUR FLUSH	BIODIGESTER	TOTAL
1	Yeji Urban	188	176	1010	124	120	319	1,037
2	Parambo/Sawaba	109	82	71	66	87	51	466
3	Labun	89	103	72	67	94	31	456
4	Konkoma	96	113	97	60	67	57	490
5	Kadue	37	57	101	46	38	18	297
6	Cherepo-Ayimaye	44	96	94	87	45	20	386
	Total	563	627	542	450	451	496	3,132

The District is challenge with so many liquid and solid waste issues and the population growth does not commensurate with the growth of sanitation facilities in the District. The District Environmental Health and Sanitation had so many encounters with community members with the aim of improving sanitation situation in the communities. This called for sensitization, monitoring and supervision of sanitation related activities. Specifically, the Assembly faces so much challenges on the construction of household toilets in District. The other challenges are;

- Inadequate communal refuse containers.
- Slaughter house needs major renovation.
- Environmental Health and sanitation unit office have no means of transport and computer and its accessories.
- More sanitary labourers should be employ to replace those gone on retirement.
- Stray animal pound should be constructed.

2.3.5.8 Housing

The District has a total of 17,303 residential structures representing 7.6 percent of the regional stock of 227,371 and 20,963 households or 4.2 percent of the region's 490,515 households. Most of the houses are of

the cement blocks/concrete type with foundation and roofed with corrugated metal sheets. Materials used especially in the small and remote communities to build house are aluminum metal sheets. The district has 20,058 conventional structures, 19,807 single building (detached) and 500 wooden structures. Housing conditions in the district are generally poor, especially in the rural areas. Poor drains, exposed foundation and roof leakages, especially in the villages, characterize the housing environment.

2.3.5.9 Gender Equality

The decentralization process of Ghana is mainly to enhance popular participation of all stakeholders in decision-making at all levels of development. It is therefore important that all sections of the population is represented in local governance structures as well as given access to the public decision-making processes at the local level. However, women and other vulnerable groups are underrepresented in the Assemblies. They find it difficult to get maximum to contest for Assemblies election due social perception about women in leadership.

Gender has been defined as the cultural, economic, social and political roles ascribed to women and men because of their sexual difference. These roles may differ among different families and within different cultures. Since these roles are learned, they change with increasing gender awareness and sanitization programmes. In almost all issues relating to development of communities, women and other identifiable vulnerable groups such as children, the poor and the physically challenged have not been involved as men. Their roles and interest are often ignored and in most cases relegated to the background during decision-making. This therefore calls for the inclusion of these groups of people who constitute a substantial part of the population of the Pru East District to play a major role in local decision-making.

2.3.5.10 Societal Roles of Men, Women, Boys and Girls

Gender roles are basically the different tasks, responsibilities and expectations the society has defined and allocated to men, women, boys and girls. Generally, three (3) major gender roles can be identified; reproductive, productive and community management roles. These roles are not different from the roles identified in the District from the findings of a study undertaken by the DPCU.

Reproductive roles involve the care and maintenance of the household and its members including food preparation, water and fuel collection, shopping, housekeeping and family care. Reproductive roles include child bearing and rearing responsibilities for both men and women.

However, women and girls perform the bulk of reproductive tasks considering its importance of human survival. This role is often time consuming, labor-intensive and places some limitations on women participation in other activities. The importance of this role cannot be down scored, therefore the need to design and deliver basic social services for women to facilitate the continuous play of this role.

Productive roles on the other hand are what people do to produce commodities for their own consumption or to exchange with others (trade) for what they need. This role involves engaging in the formal and informal sectors, employment and self-employment. The District's booming fish market is dominated by women and serves as a source of income for the upkeep of families and payment of schools fees. About 30% of the Assembly' IGF is from this sector which is dominated by women. It is therefore necessary to extend credit facilities/loans under MASLOC to the women to help promote their businesses and improve upon their income levels.

Community management roles involve the collective organization of social events, maintaining family links, managing council resources, developing community infrastructure, making-decisions for the community and ensuring that the household support each other. Women ensure that basic resources are available for the household, including cooking, cleaning and healing. Maintaining cleanliness of the community, preparing places and foods for festivals, funerals and other communal events are assigned to women and children. This has been perceived to be an extension of domestic work. Women are responsible for allocating the limited resources, services and infrastructure to achieve optimal results. However, local political activities which involve participation in public decision-making in the district favors men compared to women.

Women, men, boys and girls are likely to be involved in all three broad areas of roles. In the district, however, women do almost all of the reproductive and much of the productive work. Any intervention in one area will affect the other areas. Women's work load can prevent them from participating in development projects. When they do participate, extra time spent farming, producing, training or meeting means less time for other tasks such as child care or food preparation. Table 1.28 below shows the defined societal roles and responsibilities, needs and interests of the various gender groups identified in the district.

Table 2.6 : Gender Roles as Socially Defined in the Pru East District

No	Gender Group	Defined Roles and Responsibilities	Needs and Interest	Current Situation (Remarks)
1	Men	<ul style="list-style-type: none"> • Raise monies for the up keep of their families/households. • Provision of food for the family. • Provision of accommodation for the family. • Are often heads of families or households. • Are often owners of productive resources such as land • Entirely responsible for the welfare of their families and households. • Recognized as decision makers and hence involved in decision making that affect development of their communities. 	<ul style="list-style-type: none"> • Have access to reliable sources of incomes that enable them meet the needs of their families. • They are actively involved in decision making both within the family and in the communities. • Their families and especially their wives submit to their decisions. • Are recognized as leaders and given the due respect. 	Men are actively involved in decision making and general development of the district
2	Women	<ul style="list-style-type: none"> • Must ensure that there is food on the table • Ensure up keep of the home • Nursing and raising of children in the family. • Must back the decision of the men 	<ul style="list-style-type: none"> • Are involved in making decisions that affect their lives and families. • Have their own children • Proper upbringing of their children • Peace in family and society. • Have happy/successful marriages 	Involvement of women in decision making and the development process is limited because of marginalization by men and lack of gender desk officer at the DA to promote gender issues.
3	Boys	<ul style="list-style-type: none"> • Assist in house chores like pounding of fufu and fetching water for the family. • Behave like men and for that matter like the father. 	<ul style="list-style-type: none"> • Their basic needs such as food, shelter, clothing, education and health are provided for. 	Involvement of boys and for that matter the youth in decision making is limited due to lack

		<ul style="list-style-type: none"> Take over the responsibilities of the father in his absence. 	<ul style="list-style-type: none"> Are given chance to participate in decision making. 	of national policy on youth development.
4	Girls	<ul style="list-style-type: none"> Assist the mother in all house chores like sweeping, cleaning, washing, cooking and fetching of water. Behave like women and for that matter like the mother. Take over management of the household in the absence of the mother. 	<ul style="list-style-type: none"> Their basic needs such as food, shelter, clothing, education and health are provided for. Are given chance to participate in decision making. 	Involvement of girls and for that matter the youth in decision making is limited due lack of national policy on youth development.

Source: PEDDA Profile, 2025.

2.3.5.11 Access to and Control over Resources and Benefits

Resources such as land, equipment, tools, labour, cash/credit, employable/income earning skills, employment, leadership, education and information, self-confidence and credibility and time are generally critical but scarce for women. In the District, women have access to most of the resources they use to perform their roles, but no control over them. For instance, women have access to land, food, income, local political processes but no control over ownership, its allocation, how it can be spent and little influence and control over the nature of issues to be addressed and final decisions.

A study conducted reveals that access to and control of the District resources is skewed towards men. However, further disaggregation of the data shows, women control most of the productive roles (petty trading, fish smoking etc) are dominated by women. The Assembly therefore has to promote these sub-sectors to help bridge the gap in other roles especially in community management roles and political roles.

2.3.5.12 Family life and Social Resilience

The Pru East district in its social perspective is a heterogeneous district with many ethnic groups co-habiting for many years and centuries in peaceful harmony and socioeconomic advancements. Despite the existing social cohesion through sense of belongingness and shared identity, there has been enormous social issues that have been a threat to active participation and mutual support for the total well-being and development of the district. The social issues encompass challenges that affect a considerable number of individuals within our communities and societies which often mirrors the complexities of human behavior, societal structures, and cultural norms.

Notably among these social issues include poverty, child labor and trafficking, domestic and gender based violence, teenage pregnancy, forced and child marriage, insurgence of drug abuse and deviancy among the teaming youth, the increasing number of mentally challenged persons on the streets, discrimination against persons with disability and inequality among healthcare and educational accessibility.

Addressing these issues will however requires collective effort and multifaceted approaches in a much coordinated manner among stakeholders and service providers in the district. A total of Seventy-three (73) victims of child trafficking and labor were rescued after successful rescue exercises conducted by the Department in collaboration with Challenging Heights and the Anti- Human Trafficking Unit of the Ghana Police Service comprise of fifty-eight (58) males and fifteen (15) females.

2.3.6 ENVIRONMENT

Man has always sought to improve his physical surroundings to make it more habitable. Over the years considerable amount of energy is being put into activities aimed at improving the welfare of mankind. Some of these measures include the construction of such physical infrastructure as schools, hospitals, roads, bridges, water facilities, toilets, houses etc. Although these interventions help mitigate major human sufferings, they sometimes impact negatively on the environment which supports our existence on this earth

2.3.6.1 Human settlement (built environment)

The human settlement structure of Pru East District is largely rural and dispersed, with settlements spread across farming communities and small market towns. Yeji remains the main urban and administrative center, but recent development is increasingly concentrated around Parambo-Sawaba, Kachawura, Kojo-Boffour, Konkoma and Kwayease communities, where growing economic activity have attracted new housing, small businesses, and social amenities. These emerging areas are gradually shifting the district's growth beyond Yeji with cement blocks/concrete type and others rely on improved traditional housing with limited infrastructure. Overall, the settlement pattern reflects a mix of established towns and expanding peri-urban areas driven by agriculture and trade.

Table 2.7: Settlement Distance Matrix of the District

Settlements	<i>Yeji</i>	<i>Parambo</i>	<i>Sawaba</i>	<i>Kobre</i>	<i>Kojo Boffour</i>	<i>Fante Akura</i>	<i>Bankama</i>	<i>Labun Qtrs</i>	<i>Kachawura</i>	<i>Konkoma</i>
<i>Yeji</i>		20	19	12	2	1	17	18	5	2
<i>Parambo</i>			1	6	11	13	4	4	9	13
<i>Sawaba</i>				7	10	12	5	5	8	12
<i>Kobre</i>					5	12	9	10	4	12
<i>Kojo Boffour</i>						6	15	15	2	6
<i>Fante Akura</i>							20	21	8	6
<i>Bankama</i>								5	18	21
<i>Labun Qtrs</i>									13	16
<i>Kachawura</i>										6
<i>Konkoma</i>										

2.3.6.2 Weather and Climate change

The District is located within the transitional zone, thus it experiences the tropical continental or interior Savannah type of climate, which is a modified form of the wet semi-equatorial type of climate. The total annual rainfall ranges between 800mm and 1400mm and occurs in one seasons. The rainy season begins in March and ends in October in every year. The mean monthly temperature ranges from a height of 30⁰C in March to as low as 24⁰C in August. Mean annual temperature ranges between 26.5⁰C and 27.2⁰C. In extreme

cases temperatures rise to about 40⁰C. The District comes under the influence of the Northeast trade winds (Harmattan) between November and March/April. The climate in the District is hardly stable as in some years the rains delay or come in low quantities and in other years the rains come in excess with stormy and torrential down pours, which are sometimes destructive to both crops and the built environment, some examples of such years are 2010 and 2023. The unstable nature of the climate has so much negative effects on agriculture as farmers lost most of their crops through draught and flooding. The worse of it is that settlements have been completely flooded due to excessive rainfall and has rendered the victims homeless.

Climate change is a change in the statistical properties of the climate system, when considered over periods of decades or longer, regardless of cause. Accordingly, fluctuations on periods shorter than a few decades, such as do not represent climate change. The term sometimes is used to refer specifically to climate change caused by human activity, for example, the United Nations Framework Convention on Climate Change defines climate change as "a change of climate which is attributed directly or indirectly to human activity that alters the composition of the global atmosphere, and which is in addition to natural climate variability, observed over comparable time periods.

In the Pru East District, climate change has brought about extreme temperatures leading to evaporation of streams, evapo-transpiration in plants and prolonged droughts, water pollution, heavy rains leading to floods, deforestation and disease infestations. Human activity such as deforestation can be considered a factor which has led to extreme effects of climate change in the district. It is observable that, the whole of the District is rural and characterized by scattered hamlet settlements. As most of the population can be found in these sparse settlements, deforestation can be attributed to the people who, day in and day out, cut down smaller trees for charcoal and firewood, for domestic purposes in the rural areas, and in the urban towns.

Food production in the district solely depends on the climate, that is to say, crop cultivation depends on the existing rain and weather pattern. Almost all the population relies on the product, both for domestic and commercial purposes. Food crop production and fishing remains the life-wire of the populace in terms of food and employment. Access and availability of food is one of the main concerns of most of the population and accordingly, engaging in agriculture is a good source of income. However, as the people rely so much on the climate to boost the production of its agriculture produce, with the fast-changing of the climate in recent times, agriculture produce might be in danger.

Accordingly, climate change will directly affect future food availability, and compound the difficulties of feeding the rapidly growing population. This has the tendency of putting the growing population in jeopardy making them more prone to risk and vulnerability, or become food insecure during the lean season, or at the onset of a shock, natural, or man-made disaster. In as much as we recognize the implications of the impacts of climate change on the lives of human beings, wetlands and biodiversity, frantic and collaborative efforts must be made by the various stakeholders in the district and beyond so that, lives and properties will be protected with the future safeguarded. The Assembly undertook the climate change awareness and sensitization training to reduce negative effects of climate on the environment and the people. Heat levels has increased and it's the collective responsibility to adapt appropriate mitigation measures to reduce it drastically in the District. The sensitisation aim at enhancing land and environment management in the District. A total of 11 trainings were conducted for 694 farmers (537 males, 157 females) under climate change awareness/sensitization during the year 2024.

2.3.6.3 Road Network

The principal mode of transportation in the District is by road. The District's road network consists of highways and feeder roads both managed by Ghana Highways Authority and the Department of Feeder Roads. The District has a total road length of 480 kilometers. About 39.5 kilometres forms the highway road which runs from Prang to Yeji the District capital. The remaining 420kms form the feeder roads. Out of the 420.5kms of feeder roads only 180km representing 24.1% can be described as good with the rest being in either fair or bad condition. Some of these roads are often rendered unmotorable during the rainy season. In addition, more farming communities are yet to be made accessible through the construction of feeder roads.

The road network of Pru East District is predominantly rural and underdeveloped, with mostly unpaved feeder roads connecting scattered communities to the district capital, Yeji. The only tarred road within the district is about 39.5 Km thus the major road corridor running from the shared boundary of Prang to Yeji. About 18 subsidiary feeder roads that link to various communities to the capital Yeji are full of potholes making them unmotorable disrupting transportation and economic activities. The District Assembly has to reshape and re-gravel all those roads within the district to reduce the travel time to adjoining communities. In addition, the assembly have to engage central government to re-construct the only road the links the business center (Yeji) to Prang. Furthermore, the district's catchment area includes island communities and others beyond the river, access transport mainly by water, using boats and canoes to reach markets and nearby towns. In order to prevent casualty and loss of lives, the assembly have to regulate the boat operators and educate them on the importance of the use of life jacket.

Notwithstanding, the location of the harbor in the district also makes water transport one of the major means of connecting the southern part of Ghana to the north through Yeji and Makango. The state of the only ferry used to transport both cars and passengers is in a bad condition, and it is not large enough to carry all the passengers and freights as they cross the Lake Volta. For easy access to the northern part, the district should be looking at engaging central government to construct a 10km bridge on the river to connect Yeji to Makango. The use of intermediate means of transport is very popular in the District. Bicycles and motor bikes are extensively used by all ages and gender, particularly the poor who cannot afford vehicles. About 40% of households in the District either own a bicycle or motor bike. .

2.3.6.4 Water Transport

Water as a means of transport also plays a significant role in the transport system of the District. The use of Pontoon, boats and canoes to convey people and goods on the Volta Lake is very prominent and serves as a major link between the District and the Northern Region. The Akosombo Queen (Ship) which docks at Yeji every Tuesday also serves as a major link between the District and Accra, the national capital. The transportation of fish from most fishing communities to Yeji is by water transport as the easiest means of accessing Yeji market. However, there have been some boat accidents on the lake and lives and properties have been lost through such unfortunate incidence.

2.3.6.5 Asset maintenance

The Assembly has carryout assets maintenance for assembly properties and this has always been captured in the annual action plan and budget for the Assembly. However, the cost maintenance is very high and the

Assembly finds it difficult to maintain significant number of assets within a shortest time frame due to financial challenges.

2.3.7 GOVERNANCE

Governance refers to that process of decision making and the practice by which these decisions are implemented. The concept is applied in many context as such corporate governance, international governance, national governance and local governance. The major characteristics of good governance include: participation, consensus building, transparency, responsiveness, effectiveness and efficiency, equity and inclusiveness, reduction in corruption and voice and accountability of minority groups.

Under the Local Governance Act, 2016 (Act 936), the Pru East District Assembly is the highest political administrative and planning authority at the District level and responsible for the overall governance and development of the whole District. Under the Act, the Assembly has deliberative, legislative and executive functions.

2.3.7.1 Composition of the District Assembly

The District Assembly is made up of the following:

- The District Chief Executive
- 23 Assembly members, made up of 16 elected by universal adult suffrage and 7 other members appointed by Government in line with the Local Governance Act 936, which requires the Government to appoint 30% of the elected Assembly members in consultation with interest groups.
- The Member of Parliament in the District.

The District Chief Executive, who represents the Central Government in the District, chairs the Executive Committee which is responsible for the execution of administrative and executive functions of the District Assembly.

The Executive Committee of the Assembly has a number of sub-committees performing various functions. These include:

- Finance and Administration Sub-committee
- Works Sub-committee
- Social Services Sub-committee
- Development Planning Sub-committee
- Justice and Security Sub-committee
- Environment, Sanitation and Agriculture Sub-committee

The sub-committees have deliberative functions and submit results of their deliberations to the Executive Committee for action and steps to be taken. Actions taken are submitted /forwarded to the General Assembly for ratification, approval and implementation.

The District Planning Co-ordinating Unit (DPCU) which serves as the technical wing of the District Assembly is composed of key units and departmental heads and chaired by the District Co-ordinating Director. Currently, the membership of the DPCU in the District are the DCD, DPO, DBA, HoWs, DDH, DDE, DDA, Community Dev. Officer, District NADMO Officer, Representative of the Traditional Authority, Business

Advisory Centre (BAC), DFO PPO, 5 coopted members and a member of the District Assembly (Chairman Dev. Planning Sub-committee).

2.3.7.2 Sub-District Structures of the Assembly

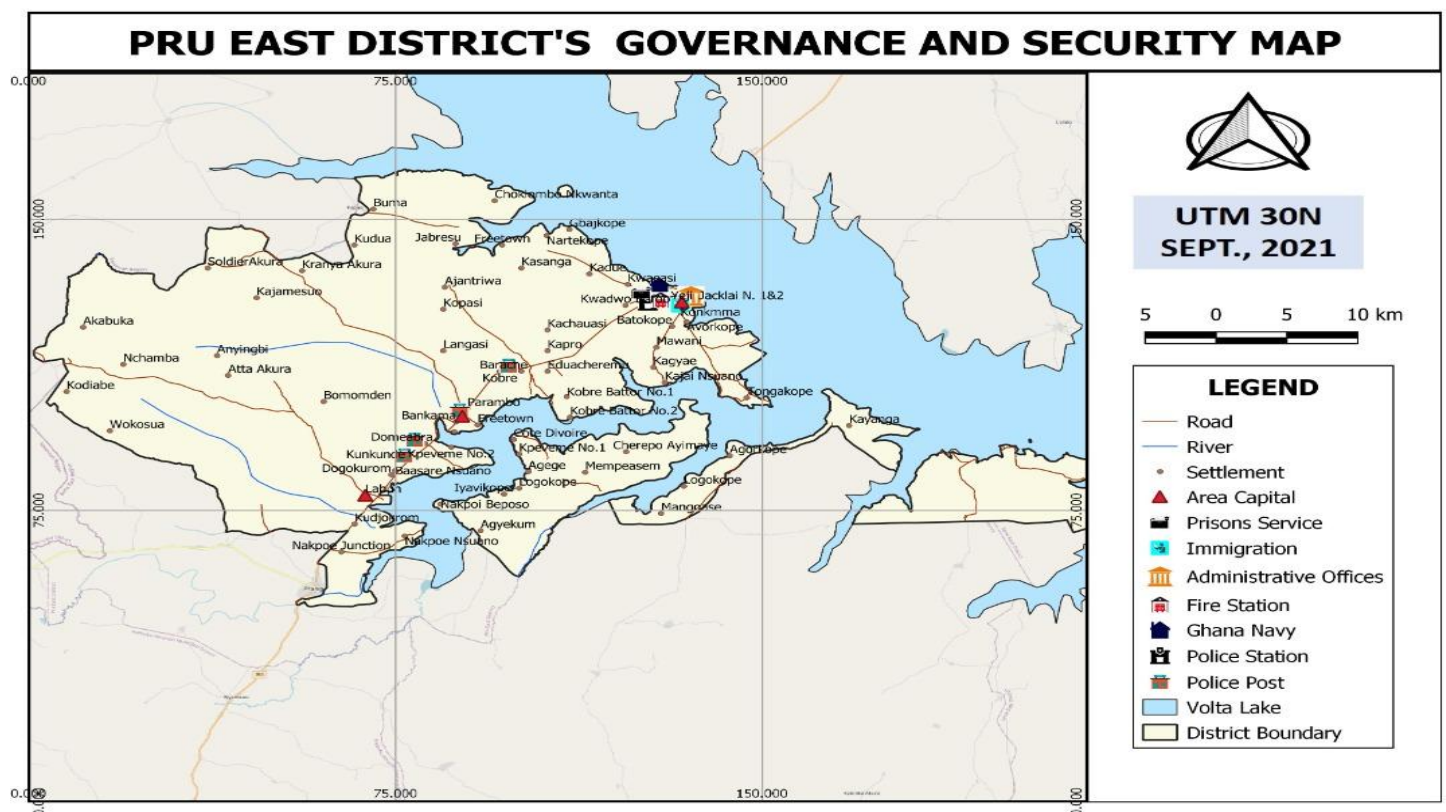
Below are the Sub-district Structures of Pru East District Assembly established under Legislative Instruments 1589 (LI 1589) in response to the demand for popular participation in promoting decentralization and good governance.

The Assembly is subdivided into Four (4) Area Councils, One (1) Town Council and One (1) Urban Council (Yeji) namely:

- Yeji Urban Council
- Parambo/Sawaba Town Council
- Kadue Area Council
- Konkoma Area Council
- Labun Area Council
- Cherepo-Ayimaye Area Council

Despite their importance, the operations of these sub-district structures are virtually non-performing due to financial, logistical, office accommodation and human resources capacity challenges

Figure 2.6: District Governance and Security Map



2.3.7.3 Peace and security

Security in Pru East is crucial for safeguarding lives, property, and promoting peaceful development. The District has the following security services for its operation duties including: the Divisional Police Command,

Naval Command, Camp Prison, Ghana National Fire Service, National Ambulance, and Ghana Immigration Service. The District has two police stations: Yeji with 23 personnel, Sawaba with 5 personnel, and 4 additional officers at the headquarters. However, the police face major challenges such as understaffing, poor infrastructure, and inadequate logistics. With a police-to-citizen ratio of 1:3521, effective law enforcement in the district remains a significant challenge.

Development can only occur in an atmosphere of peace, tolerance and a situation where crime levels are relatively low or not in existence at all. This allows community members, market women and other business organizations to go on with their daily activities to improve their lives thereby contributing positively to the development of the district and the country at large. Data from the District Police Headquarters reveals that there has been an increase in the incidence of crime over the past years. The most prominent among crimes reported to the police station include assault, stealing, highway robbery, acts tending or causing unlawful harm. The increase in crime rates especially armed robbery on the highways is partly due to the inadequate staff of the district police force. The absence of a police barracks, inadequate vehicles and the lack of mobile communication equipment make the mobilization of men for operational duties very difficult.

There is therefore the need to strengthen the District police force through increased staff strength, the construction of police barracks and the provision of adequate logistical support to arrest the emerging crime situation in the district. Also, adequate streetlight must be provided in public places in the District.

2.3.7.4 Community action planning

Community level decision-making can be traced back to some centuries ago, where the concepts of freedom of speech, Assembly, voting and equal representation were pioneered. Citizen participation therefore is the essence of democracy. Therefore it can be well said that there was a high level of citizen's participation in the district during the Plan preparation and process.

In order to citizens' participation in the preparation of the current DMTDP, the DPCU came up with a team for the preparation of the Plan. These team consulted all key stakeholders (traditional authorities, communities, Town/Area Councils, departments in the District, NGOs/CSOs) to solicit their inputs for the Plan preparation. In the process, community issues assessment were performed and prioritized using pairwise ranking method to ensure sustainable development in the District.

2.3.7.5 Popular participation

Participation has been defined as the process of equitable and active involvement of all stakeholders (individuals, beneficiary communities of a project, donors etc) in the formulation of development policies and strategies and in the analysis, planning, implementation, monitoring and evaluation of development activities be it political, physical, cultural, socio-economic which have a positive effects on their lives.

2.3.7.6 Interaction with Traditional Authorities

The District has two paramountcies namely: Yeji and Konkoma with their sub chiefs working harmoniously to ensure that their paramountcies benefit positively from the District and National cake. The cordial relationship between the traditional authorities and the Assembly would be harnessed for the development of the District. This is especially so in the area of community mobilization, project and programme identification, implementation, monitoring and evaluation of development projects and programmes.

In rural areas, traditional authorities command the respect of greater numbers of their people that Assembly can take advantage of in the dissemination of government policies and mobilization of people for development especially in community self-help projects. Another crucial role of the traditional authorities is the issue of acquiring land for development. The District is largely agrarian with a large farmer base, the issue of security of land tenure and protection of the vulnerable and excluded becomes very important. Partnership with traditional authorities could therefore provide a platform for improved consultation and cooperation which may lead to positive economic and social transformation.

2.3.7.7 Social accountability

The Assembly render account to the people and other stakeholders on different platforms. The District Chief Executive always brief people in any programmes has the opportunity of talking. The Assembly account to the people through the media and the activities implemented and those planned for implementation have been explained to the people on media platforms. The inhabitants get better explanation for the utilization of funds from the Assembly on specific activities. However, organization of town hall meeting put so much financial burden on the Assembly but relevant for accountability and citizen participation in local governance

2.3.7.8 Implementation, Coordination, Monitoring and Evaluation

The Assembly has the responsibility of implementing projects in the communities for the benefit of the people. The implementation of the annual action plans and composite budgets have been monitored and evaluated. The assembly has financial challenges in the implementation of projects and programmes for the benefit of the people. There are myriad of community issues that need intervention but the Assembly finds it difficult to completely respond to most of the challenges in the district due resource constraint.

2.3.7.9 Vulnerable and Excluded Groups in the District

Vulnerability refers to the inability to withstand the effects of a hostile environment. A vulnerable person therefore is the one who does not reach his/her full potential and cannot contribute effectively to the economic growth and sustainable social development in a given environment. Thus the vulnerable are often excluded from very important activities such as decision-making which is expected to impact on their lives.

The table below presents identified vulnerable and excluded groups in the district and the effects of the vulnerability.

Table 2.8: Vulnerability Analysis

No	Vulnerable and excluded group	Effects of Vulnerability	Intervention
1	People affected by risks and shocks: three categories of risks and shocks identified in the District. That is Fire outbreaks, Floods and rainstorms.	<ul style="list-style-type: none"> ▪ Deprivation of shelter in case of domestic fire outbreak, floods and rain storms. ▪ Low productivity of farmers who experience, floods, bush and domestic fire outbreaks ▪ Decrease in income levels as a result of losing productive hours ▪ Inability to provide basic needs for households 	<ul style="list-style-type: none"> ▪ Support NADMO and department of Social Welfare and Comm. Dev't to identify the vulnerable and excluded and supported. ▪ Establish and strengthen fire volunteer groups to prevent and control domestic and bush fires. ▪ Ensure that NHIS registers the vulnerable and excluded. ▪ Ensure that the School Feeding Programme is implemented in the most deprived communities so as to cater for more vulnerable and excluded children. ▪ Implement the LEAP in most deprived communities and to cover the core poor.

2	Orphans (children with both or either parents dead, parents invalid and the likes)	<ul style="list-style-type: none"> ▪ Deprivation of their basic rights and necessities of life like access to education, health, food, shelter. This becomes worse where there are no social safe nets 	<ul style="list-style-type: none"> ▪ Ensure that NHIS registers the vulnerable and excluded. ▪ Ensure that the School Feeding Programme is implemented in the most deprived communities so as to cater for more vulnerable and excluded children. ▪ Support needy but brilliant students ▪ Implement the LEAP in most deprived communities and to cover the core poor.
3	Persons living with HIV/AIDS	<ul style="list-style-type: none"> ▪ Social stigmatization and discrimination 	<ul style="list-style-type: none"> ▪ Intensify education on HIV and AIDS prevention and control including condom distribution ▪ Educate the public to integrate Persons living with HIV/AIDS into the society. ▪ Ensure that social intervention programmes such as NHIS, LEAP and the School Feeding cover Persons living with HIV/AIDS. ▪ Provide ATRs to PLWHIV. ▪ Ensure effective operation of the DAC and DRMT for effective monitoring and reporting on HIV and AIDS programmes in the district.
4	Abused Children	<ul style="list-style-type: none"> ▪ Failure to provide the child with basic necessities of life like food, shelter, health and education. ▪ Parental discrimination among children. Subjected to inhuman treatment like compelled to marry at tender age, rape, defilement, child labour and domestic violence. 	<ul style="list-style-type: none"> ▪ Create public awareness on children's right and the dangers of child labour. ▪ Intensify creation of public awareness on children's rights and effects of WFCL. ▪ Collaborate with relevant stakeholders to rescue and integrate children in WFCL with their families. ▪ Educate the public on the need to report cases of child abuse to the appropriate agencies for redress. ▪ Support department of social welfare to identify, rescue and support abused children. ▪ Provide support to victims of domestic violence.
5	Child Trafficking	<ul style="list-style-type: none"> ▪ Exposure to extreme conditions of life. ▪ Deprivation of basic necessities of life like food, education and health 	<ul style="list-style-type: none"> ▪ Intensify public education on dangers of child trafficking and right of the child. ▪ Arrest and prosecute human trafficking offenders
6	Persons with Disabilities	<ul style="list-style-type: none"> ▪ Subjected to stigmatization and discrimination. ▪ Limitation to the maximization of their full potential in terms of occupation. 	<ul style="list-style-type: none"> ▪ Update data on people with disabilities (PWDs) in the district. ▪ Intensify education on the need to enroll disable children in schools. ▪ Use part of the PWDs' share of the DACF to support education of PWDs & their children. ▪ Identify and support physically and mentally challenged pupils. ▪ Facilitate implementation of the Disability Act.
7	Gender Issues: That is women and children	<ul style="list-style-type: none"> ▪ Subjected to all forms of abuse like domestic violence and limited access to family/household assets. ▪ Discriminated against in access to education and 	<ul style="list-style-type: none"> ▪ Intensify public education on the need for girl child education. ▪ Implement activities and programmes to reduce maternal mortality in the district. ▪ Implement activities and programmes to reduce child (U-5) mortality in the district, ▪ Support implementation of the Expanded Programme Immunization (EPI),

		<p>general empowerment opportunities.</p> <ul style="list-style-type: none"> Forced into early marriages often against their well. 	<ul style="list-style-type: none"> Build capacity of women and other vulnerable groups in gari processing, pomade and soap making. Develop and implement genders responsive action plan. Intensify education on the various women and children Acts.
8	The core poor	<ul style="list-style-type: none"> Limited or no access means of production like land. -Generally have no or low level of education, unskilled and cannot easily avail themselves for economic opportunities. Low income levels. 	<ul style="list-style-type: none"> Implement the PRODESOP activities thus cage fish culture in the District. Implement the LEAP in most deprived communities and to cover the core poor. Facilitate access of poor farmers to farm inputs and services.
9	The aged	<ul style="list-style-type: none"> Physically weak and hence high demand for healthcare. Low level of income due to limited economic opportunities. 	<ul style="list-style-type: none"> Organize Annual Senior Citizens' Day. Enroll the aged but poor in LEAP communities on the LEAP. Facilitate and support efficient operation of the District Pensioners Association. Ensure that PWDs' share of the DACF is applied fully to their benefit Promote designing and construction of disability friendly infrastructure facilities in the district,
10	The youth	<ul style="list-style-type: none"> Out of school and try to be self-reliant. Low level of income due to inadequate access to job opportunities. Full of energy and often prone to all forms of social vices 	<ul style="list-style-type: none"> Facilitate implementation of the NABCO to create jobs for the youth. Support needy but brilliant students

2.3.8 EMERGENCY PREPAREDNESS AND RESPONSE

2.3.8.1 Disaster incidents (biological, geological, industrial, nuclear, etc.)

The District for the past years has been experiencing a number of natural disasters. Prominent among them include flooding, bushfire, Boat disasters and domestic fires. In the latter part of 2023 lives were lost to boat accidents in the lake and it do happen in the late. Yeji the District capital is just located at the edge of the Volta lake, were most of the people are engaged in fishing activities which is the main preoccupation of the people. Communities like Fanteakura, Brekente, Parambo Nsuano, Cherepo VRA quarters, Vutideke, Kajai and some parts of the District are areas that are more prone to flooding in recent times. A total number of 8,330 people have been estimated to be affected by floods in 2010. Concerted efforts need to be put in place to sensitize the people living in these areas. Also, there will be the need to construct drainage systems in some of the towns especially Parambo/sawaba and Cherepo, VRA quarters to link the main gutters leading to the lake.

Within the Pru East district, there are three (3) major forms of disasters which affect the district. These disaster types are flooding, bushfires and drought. They affect the socio-economic lives of residents within the district. The various communities which are known to be greatly affected by flood are Fante Akura, Bayawire, Vutideke, Cherepo, Kadue, and communities noted for bush fire disaster are parambo, Kobre, Adjantura, Kapua, Nchamna, Kakrungyi and Kagyamasu.

Pru East District, known for its significant farming activities that boost the food basket of the Bono East Region and Ghana, faces periodic droughts that threaten farmers' livelihoods. Again, residents who live along the Volta Lake are not spared from flooding. Properties ranging into millions of cedis are lost and people rendered homeless. These flooding are usually caused by spillages from the Akosombo and Bage dams and increases in the volumes of rainfall within the year. Another cause of the flooding is the absence of drainage systems within the district.

Shocks and Risks can be said to be activities or situations that expose the vulnerable groups as children, women the elderly among others to emotional and physical stress or trauma. The risks and Shocks faced by households in the district ranges from natural events (which cannot be predicted and gives no warning for its occurrence) to man-made (that is conflicts, policy induced, terms of trade shocks, illness and death).

Agriculture being the mainstay of the District depends mainly on rainfall for production. The existence of the Volta Lake is not fully exploited for irrigation farming during the dry season. As a result the major shock and risk affecting food availability, incomes and wealth accumulation are those that relate mainly to crop, production and fishing. The economic activities that individuals and households are involved in also determine to a large extent the vulnerability they suffer in terms of income stability and asset loss in the District. The main types of shocks affecting most households in the district relate to the areas of food insecurity, human insecurity and job insecurity.

In Pru East, most of the shocks cited are related to production, since is a major agricultural area. These shocks may occur as a result of crop failure due to poor rains, flooding and bush fire, affecting harvest. This type of shock according to reports from District Poverty Profiling was reported by 30% of households. Also, farm produce like yam may be stored at the farms and at times are burnt into ashes by bushfires.

Price-related stocks were also cited. This was reported by the fishermen, farmers, transported operators among others. Due to the fluctuating prices of agricultural produce like maize, yam and cassava and inadequate storage and processing facilities, increased harvest usually end up in glut of produce and low prices. Also increases in fuel prices indirectly affect production cost which in turn affects the prices of goods and services especially transportation cost.

The unavailability of storage facilities in the Districts compels farmers to sell off their produce immediately after harvest for the fear of produce getting rotten, or any unforeseen hazards, when prices are low. The same farmers are forced to buy back the produce during the lean season, when prices are at their highest levels.

Other shocks and risks cited include illness, job loss and disability of income earner, loss of assets due to disease (death of livestock) or bushfire or theft/arm robbery on the highway conflicts resulting from chieftaincy disputes and insecurity of land tenure were also mentioned as shocks.

Due to the seasonal nature of agricultural production and the lack of other sources of income; apart from farm/fishing related generating opportunities, most of the youth in farming or those employed in this sector are virtually without work during a large part of the year. About 38 % of employees in the private sector and the self-employed have to gone through periods of inactiveness due to ill-health, infrequency in the demand for their services or the seasonal nature of their jobs.

Shocks and risks related to rain storms, flooding (especially those near to the lake), bush and domestic fires are reported events that affect houses including schools, community buildings and other individual property.

2.3.8.2 Disaster Risk Management

Man has always sought to improve his physical surroundings to make it more habitable. Over the years considerable amount of energy is being put into activities aimed at improving the welfare of mankind. Some of these measures include the construction of physical infrastructure such as schools, hospitals, roads, bridges, water facilities, toilets, houses etc. Although these interventions help mitigate major human sufferings, they sometimes impact negatively on the environment which supports our existence on this earth.

Population and development are inextricably related as changes in one extreme invariably affect the other. Everything that humans do has some impact on the environment. Pollution is a result of human activities on the environment. The main sources of pollution are farming, water pollution and air pollution. Farming is having an increased impact on the environment. This is because there is increased pressure on farmers to produce a single crop and to concentrate on one form of animal husbandry, such as, dairy cattle or pig breeding. Monocultures are produced from this, which are large areas of the same crop grown on the same land year after year.

Industrialization and Modernization has brought about a drastic change in the quality of the environment. Industrial pollution has caused air, water and land pollution. The emissions from the vehicles and the industries have caused the deterioration in the quality of air. The waste water generated from domestic and effluents released from industries are being sent directly to the rivers thereby deteriorating the water quality. Lack of waste management practices has also had a negative effect on the quality of the environment. Human activities like burning of electronic wastes (e-wastes) and plastics have caused release of carcinogenic substances. Dumping of wastes in landfills has also caused slow seepage of wastes into the ground thereby polluting the land and also polluting water in the nearby vicinity.

The implicit assumption in many of these observations is that as population density increases so does the threat to biodiversity. The implications of this assumption are compounded in our understanding that, species richness for many taxonomic groups is often highest in areas with high human population density. If increasing human population density is a threat to conservation, this threat may be magnified owing to the spatial congruence between people and species richness. In light of this, recognition must be given to the relationships between human population density and measures of biodiversity status focusing in particular on evidence for the spatial congruence between people and species richness and the threat that increasing human population density may pose to biodiversity conservation.

2.3.8.3 Disaster preparedness and response

In view of the challenges resulting from the shocks and risks facing households in the district, a number of coping mechanisms are developed by people to enhance their livelihoods. Studies have revealed that households in the rural areas are more exposed to natural and agriculture-related shocks than those in the urban areas. In Pru East, rural communities respond to shocks of this nature by selling their assets or livestock and informal insurance mechanisms. The non-poor that is those in the urban areas also use self-help mechanisms as well as market-based strategies like falling on personal savings and loans from the banks. The uses of the

formal insurance mechanisms are not patronized. This may be due to the information on their existence in the district.

Table 2-9: SUMMARY OF KEY DEVELOPMENT ISSUES OF THE DMTDP FOR 2026-2029

Sectorial Summary of Issues	Key Identified issues (as harmonized with inputs from the performance review, profiling and community issues and aspirations)
Local Economic Development Issues	<ul style="list-style-type: none"> ▪ Low level of financial literacy ▪ Limited availability and accessibility to economic data ▪ Inadequate access to affordable credit from financial institutions to SMEs ▪ High cost of production inputs ▪ Lack of youth interest in agriculture ▪ Inadequate investments in the agricultural sector ▪ High cost of capital for business development and investment ▪ Low generation of internally fund (IGF) ▪ Limited data for financial projection ▪ Inadequate exploitation of local opportunities for economic growth and job creation ▪ Predominant informal economy with less employment opportunities ▪ High cost of production ▪ Low application of technology especially among smallholder farmers leading to comparatively lower yields ▪ Lack of irrigation facilities for dry season agriculture ▪ Poor agronomic practices among farmers in the District ▪ Unreliable rainfall pattern leading to crop failure ▪ Limited storage facilities for farm produce ▪ High cost of transporting fish and farm produce to Yeji and other Markets ▪ Lack of developed tourism infrastructure and services at the lake site ▪ No proper designated station for tricycle riders and vehicles. ▪ Poor landscape at Yeji Harbor Market. ▪ Limited number of stores in Yeji ▪ Ageing farmer population due to low interest of youth in agriculture ▪ Poor handling of livestock and poultry products resulting in high spread and outbreak of diseases. ▪ Inadequate disease monitoring and surveillance system due to information asymmetry ▪ Inadequate number of extension staff and lack of database on farmers for extensive extension service delivery resulting in poor extension services delivery ▪ No irrigation system for farming in the dry season at Kyeame Akura, Kadue, Bachinabacha, Kadue, ▪ Over-exploitation of fisheries resources ▪ High youth unemployment in Yeji. ▪ Excessive noise from the saw mill at the Harbor market. ▪ Too many stray animals in the District especially on the roads and are destroying farms. ▪ No market in Konkomba for promotion of business

	<ul style="list-style-type: none"> ▪ Limited youth access to financial services for business activities in the District. ▪ High youth unemployment in all sectors due to limited opportunities
Educational Issues	<ul style="list-style-type: none"> ▪ Inadequate school infrastructure ▪ No educational infrastructure at Kyeame Akura, Domeabra, Ningokope, Avorkope, Jatakpo, Bachinabacha, Alhaji Akura, Nakpei, Kofi Basare Nsuano, etc ▪ High teacher attrition and absenteeism rates ▪ Inadequate and inequitable access to education for PWDs and people with special needs at all levels ▪ Inadequate resources for supervision and monitoring of schools ▪ High school dropout among girls in senior high school and tertiary levels ▪ Inadequate teaching and learning materials for children with disabilities ▪ Lack of special schools for children with disabilities ▪ Poor linkage between educational needs, care giving and health needs of children with disabilities ▪ Inadequate parental support to girls during pregnancy and after childbirth ▪ Exams malpractice in the Senior High Schools in Yeji. ▪ Inadequate classroom blocks at Konkoma Primary School ▪ Poor condition of Korancha school ▪ Poor resource constraint to manage Parambo Day Senior High School.
Health Issues	<ul style="list-style-type: none"> ▪ Gaps in physical access to quality health care eg. due to water bodies ▪ Poor quality of healthcare services due to inadequate supply of certain drugs ▪ Inadequate capacity to use health information for decision making at all levels ▪ Inadequate and inequitable distribution of critical staff mix ▪ Increasing morbidity, mortality and disability due to communicable, non-communicable and emerging diseases ▪ High stigmatization and discrimination of HIV and AIDs patients ▪ Periodic shortages of HIV& AIDS commodities (ARV's, Test Kits, Condoms) ▪ Infant and adult malnutrition ▪ Increased incidence of diet-related non-communicable disease ▪ High fertility rate among adolescent resulting in unwanted pregnancies ▪ Inadequate funding for population programmes and projects ▪ High adolescent fertility rate ▪ Weak nutrition-sensitive planning and programming ▪ Kadue CHPS Compound evaded by vampire bats. ▪ Inadequate Medical Doctors at Mathias Hospital. ▪ High pressure on the Harbor Clinic in Yeji. ▪ Uncompleted Clinic at Konkomba ▪ No health infrastructure at Kyeame Akura, Domeabra, Ningokope, Jatakpo
Water and Sanitation Issues	<p>Water and Sanitation Issues</p> <ul style="list-style-type: none"> ▪ Inadequate supply and increasing high demand for potable water in parts of Yeji, Parambo-Sawaba, Kyeame Akura, Ningokope, Domeabra, Avorkope, Jatakpo, Alhaji Akura, Bachinabacha, and other communities.

	<ul style="list-style-type: none"> ▪ Limited number of boreholes and wells at Gonjawire, Anini Lodge area, Kofi Basare Nsuano,, Bakamba Nsuano, Parambo Nsuano, Nakpei etc ▪ Inappropriate management of freshwater resources ▪ Polluted water bodies and depleted water resources ▪ Limited number of household toilets in the communities ▪ Inadequate environmental and sanitation staff ▪ High prevalence of open defecation ▪ Poor sanitation and waste management at the market and the whole of Yeji, Konkoma and Parambo-Sawaba. ▪ Low level of investment in sanitation sector ▪ Limited public toilets in Konkoma. ▪ Inadequate sensitization on sanitation related issues ▪ Improper disposal of solid and liquid waste ▪ Unengineered landfill sites and no waste water treatment plants ▪ Pollution of the Lake Volta by pigs and humans ▪
<p>Governance and Security Issues</p>	<ul style="list-style-type: none"> ▪ Ineffective sub-district structures ▪ Limited capacity and opportunities for revenue mobilization ▪ High armed robbery incidence in the District. ▪ No standard Police Station in Yeji, Konkoma, and Domeabra. ▪ Inadequate Police visibility in the communities ▪ Poor collaboration among traditional authorities, private investors, and the public sector in the District. ▪ High citizen perception of corruption about public office holders in the District. ▪ Limited electricity supply at suburb of Konkoma and Yeji. ▪ No electricity at Kadue, Kyeame Akura, Avorkope, Domeabra, Alhaji Akura, Cherepo-Ayimaye, Ningokope, Jatakpo, ▪ Difficulty in the extension of grid electricity to remote island communities
<p>Roads and Transport Issues</p>	<ul style="list-style-type: none"> ▪ Poor condition of road network in the District eg: township road, Konkoma to Vutideke, Kajai, Brekente, Kobre to Ckolombo Bator and Kupua, Yeji to Prang, Kofi Basare to Nchamba, etc ▪ Under-utilization of the transportation potential of Volta Lake due high risk of boat accidents ▪ Frequent accident on the roads due to overloading and reckless driving ▪ Poor road network for agriculture and related activities in the Dostrict

<p>Environment and Settlements Issues</p>	<ul style="list-style-type: none"> ▪ Loss of forest cover ▪ Negative impact of climate variability and change ▪ Incidence of wildfire affecting lives, property and wildlife ▪ Indiscriminate use of weedicide ▪ High dependence on wood fuel ▪ Weak legal and policy frameworks for disaster prevention, preparedness and response ▪ Overgrazing of cattle on farmlands leading to poor soil fertility ▪ Over logging of timber plantation leading to low forest cover ▪ Low capacity to adapt to climate change management practices ▪ Polluted water bodies and depleted water resources ▪ Vulnerability and variability to climate change affecting livelihoods ▪ Over-exploitation of fisheries resources ▪ Poor drainage system and flooding of communities such as Fante Akura, Vutideke, Jaklai, ▪ Rapid growth of slums in Yeji and Parambo/Sawaba ▪ Poor lay out in the communities due lack of sensitization on building regulations ▪ Poor drainage system leading to flooding of Yeji-Konkomba Road and other communities in the District ▪ Encroachment of Government lands in Yeji. ▪ No complete Site Plan for Konkoma and parts of Yeji.
<p>Welfare Issues</p>	<ul style="list-style-type: none"> ▪ Growing incidence of child marriage, teenage pregnancy ▪ Increasing trend of irregular and precarious migration ▪ Low awareness of child protection laws and policies ▪ Weak enforcement of laws and rights of children ▪ Abuse and exploitation of children engaged in hazardous forms of labour ▪ Inadequate care for the aged ▪ Gender disparities in access to economic opportunities ▪ Inadequate opportunities for persons with disabilities to contribute to society ▪ Lack of physical access to public and private structures for PWDs ▪ Absence of special learning aids for PWDs ▪ High levels of unemployment and under-employment amongst the youth ▪ Addiction to drugs by the youths.

Table 2.10: Analysis of Strengths, Weaknesses, Opportunities and Threats (SWOT) on Issues Identified

<u>Key Challenges to be addressed</u>	Strengths	Weaknesses	Opportunities	Threats
Economic Development				
<ul style="list-style-type: none"> ▪ Low level of financial literacy 	<ul style="list-style-type: none"> ▪ Availability of BAC in the District ▪ Availability of media stations 	<ul style="list-style-type: none"> ▪ Resource constraints ▪ Limited business establishment data base 	<ul style="list-style-type: none"> ▪ Availability of financial institutions ▪ Rural enterprise sinterventions 	<ul style="list-style-type: none"> ▪ Fraudsters and money laundry
<ul style="list-style-type: none"> ▪ Lack of youth interest in agriculture 	<ul style="list-style-type: none"> ▪ Vast arable land ▪ Availability of the Volta Lake and other perennial rivers for all year round irrigation 	<ul style="list-style-type: none"> ▪ Lack of capital ▪ Low mechanization of agriculture ▪ Lack of credit facilities 	<ul style="list-style-type: none"> ▪ The introduction of Planting for food and Jobs ▪ ID1F initiative 	<ul style="list-style-type: none"> ▪ Low social intervention programmes
Limited access to credit by MSMEs	<ul style="list-style-type: none"> ▪ Availability of financial institutions ▪ The existence of BAC ▪ Existence of National Board for Small Scale Industries 	<ul style="list-style-type: none"> ▪ Lack of collateral security ▪ Low level of savings among the people. ▪ Poor/miss application of loans/credit ▪ Low skills(farm management, financial records keeping and reporting).etc. 	<ul style="list-style-type: none"> ▪ Development partners and NGO support ▪ Micro credit schemes ▪ Business consultancy firms. ▪ Banking and others financial services trade/inputs credit 	<ul style="list-style-type: none"> ▪ High interest rates charged on loans ▪ Inadequate funds on the part of the district ▪ Poor credit recovery ▪ Untimely grant of loan/credit.
<ul style="list-style-type: none"> • Low proportion of irrigated agriculture 	<ul style="list-style-type: none"> ▪ Availability of Volta Lake and other perennial rivers for all year round irrigation. ▪ High water tables ▪ Willingness of people to adopt 	<ul style="list-style-type: none"> ▪ Low knowledge of capital intensive methods of farming. ▪ High cost of constructing and rehabilitating dams and dug outs ▪ Unreliable rainfall 	<ul style="list-style-type: none"> ▪ One Village One Dam initiative. ▪ Existence of Ghana Irrigation Development Authority. 	<ul style="list-style-type: none"> ▪ Inadequate funding ▪ Unfavourable climatic conditions
Erratic rainfall pattern	<ul style="list-style-type: none"> ▪ Presence of Volta lake and other water bodies ▪ High water tables 	<ul style="list-style-type: none"> ▪ Charcoal burning ▪ Bush fires ▪ Cutting down of trees for timber 	<ul style="list-style-type: none"> ▪ Presence of meteorological department ▪ One Village One Dam initiative ▪ Greening Ghana 	<ul style="list-style-type: none"> ▪ Non-performance of Forestry commission and Fire Service
Poor storage and transportation systems	<ul style="list-style-type: none"> ▪ Availability of local storage Facilities ▪ Availability of transportation systems 	<ul style="list-style-type: none"> ▪ Inadequate storage facilities ▪ Poor state of roads during raining season 	<ul style="list-style-type: none"> ▪ Introduction of one District one ware house facility 	<ul style="list-style-type: none"> ▪ Torrential downpours and runoffs ▪ Inadequate funds

		<ul style="list-style-type: none"> Poor road connectivity to some neighbouring communities. Lack of routine maintenance work. High cost of constructing roads 	<ul style="list-style-type: none"> Presence of Highways Authority and Feeder Roads Departments 	
Ageing farmer population	<ul style="list-style-type: none"> Availability of youthful population Availability of vast arable land for agriculture 	<ul style="list-style-type: none"> Unattractive of agriculture to the youth Rural-urban migration 	<ul style="list-style-type: none"> Introduction of Planting for food and jobs and planting for export and Rural development (PERD) 	<ul style="list-style-type: none"> Inability of government to make agriculture lucrative as compared to other sectors. General societal perception of agriculture Limited agric related institutions in Ghana
Poor tourism infrastructure and Service	<ul style="list-style-type: none"> Availability of tourist sites like Accra Town Existence of tourism related infrastructure Availability of tourism services Annual festivals like the Yam festival 	<ul style="list-style-type: none"> Poor road network Inadequate funds allocated to the tourism sector Inadequate decent hotel accommodation and restaurant services 	<ul style="list-style-type: none"> Presence of Ghana Tourist Board in the Region Proximity of District to the tourist sites outside the district 	<ul style="list-style-type: none"> Low investment in the tourism sector Limited collaboration between the government and private sector to develop tourist infrastructure
Social Development				
Gaps in access to quality education for all	<ul style="list-style-type: none"> Existence of district education directorate District Assembly supports provision of educational facilities 	<ul style="list-style-type: none"> Limited resource mobilisation Weaker PTAs in schools 	<ul style="list-style-type: none"> Increment in the DACF Traditional authorities release land for building of schools 	<ul style="list-style-type: none"> Child labour issues Teenage pregnancies
Gaps in physical access to quality health care	<ul style="list-style-type: none"> Existence of District Hospital and CHPS compounds Existence of qualified health staff Availability of community health outreach programmes 	<ul style="list-style-type: none"> Inadequate logistics Dispersed settlement Poor community understanding of CHPS concept 	<ul style="list-style-type: none"> Existence of Ministry of Health National Health Insurance initiative DDF fund 	<ul style="list-style-type: none"> Inadequate funding from ministry of Health. Inadequate ambulance service Inadequate health infrastructure
High stigmatization and discrimination of HIV and AIDs	<ul style="list-style-type: none"> Availability of AIDS Committee. Availability of education and sensitization exercises on HIV and AIDS Availability of peer educators and HIV and AIDS clubs in schools 	<ul style="list-style-type: none"> Ignorance Non-adherence sex education Low level of income Immoral behaviour amongst the youth. High illiteracy The perception that People living with HIV/AIDs are deviants in the society 	<ul style="list-style-type: none"> Existence of Ghana AIDS Commission Presence of CBOs, NGOs and private Organisations such as PLWHA and WAPCAS to help prevent and control HIV and AIDS PLWAS access to available services/drugs Sound government policies on HIV/AIDs prevention and care DACF 	<ul style="list-style-type: none"> High levels of poverty Inadequate funding for Ghana AIDS Commission Difficulties in sourcing funds from Development Partners to Fund and AIDS activities

High youth unemployment	<ul style="list-style-type: none"> ▪ Availability of arable land ▪ Presence of apprenticeship Training centres ▪ Good marketing centres 	<ul style="list-style-type: none"> ▪ Agriculture unattractive to the youth ▪ Low levels of investments ▪ Inadequate skilled labour for employment ▪ High level of illiteracy especially among the youth ▪ Inadequate access to business finance (venture/working capital) 	<ul style="list-style-type: none"> ▪ National Youth Employment Program ▪ Introduction of planting for food and jobs ▪ External market 	<ul style="list-style-type: none"> ▪ Inadequate funds by the Assembly to support ▪ Limited availability and access to appropriate production technologies ▪ Low support to private sector investments
High prevalence of open defecation	<ul style="list-style-type: none"> ▪ Presence of community sensitization exercises ▪ Availability of toilet facilities in some communities ▪ Existence of traditional authorities ▪ Existence of sanitation bye-laws 	<ul style="list-style-type: none"> ▪ Inadequate toilet facilities ▪ Poor state of toilet facilities ▪ Ignorance on the part of the people ▪ High level of illiteracy ▪ Lack of supervision by sanitary inspectors 	<ul style="list-style-type: none"> ▪ Readiness of private sector to participate in the provision of toilet facilities 	<ul style="list-style-type: none"> ▪ weak enforcement of sanitation bye laws ▪ weak government intervention on household toilets
Lack of physical access to public and private structures for PWDs	<ul style="list-style-type: none"> ▪ Availability of association of PWDs ▪ Availability of disability building standards 	<ul style="list-style-type: none"> ▪ Failure to incorporate disability friendliness in access buildings 	<ul style="list-style-type: none"> ▪ Existence of Disability Bill ▪ DACF ▪ Availability of donor support NGOs 	<ul style="list-style-type: none"> ▪ Lack of supervision by the District Assembly
Environment and Human Settlements Development				
Poor agricultural practices which affect water quality	<ul style="list-style-type: none"> ▪ Availability of youth in the area to form watch dog committees ▪ Existence of Traditional authority 	<ul style="list-style-type: none"> ▪ Ignorance ▪ High illiteracy ▪ Inadequate funding ▪ Inadequate monitoring by Forestry Commission ▪ Inadequate staff 	<ul style="list-style-type: none"> ▪ Existence of forestry Commission, Fire Service and MOFA ▪ Availability of environmental bye-laws ▪ Availability of tree seedlings for a forestation 	<ul style="list-style-type: none"> ▪ Poor enforcement of bye-laws ▪ Extinction of some indigenous trees ▪ Inability of department to build the capacity of staff and community members
Human induced events (sand winning, encroachment, domestic and bush fires, etc.)	<ul style="list-style-type: none"> ▪ Availability of Fire station ▪ People willingness to be fire volunteers 	<ul style="list-style-type: none"> ▪ Luck of commitment by traditional authorities 	<ul style="list-style-type: none"> ▪ Government support to fire fighting ▪ CSOs/NGOs commitment to fire fighting 	<ul style="list-style-type: none"> ▪ Government inability to equip the fire service
Open defecation	<ul style="list-style-type: none"> ▪ Existence of Environmental Health unit ▪ Availability of by-laws ▪ Introduction of ODF initiative 	<ul style="list-style-type: none"> ▪ Lack of cooperation from key stakeholders ▪ Inability of the DA to sensitize the public 	<ul style="list-style-type: none"> ▪ Construction of Ghana first toilet facilities ▪ Existing laws on open defecation 	<ul style="list-style-type: none"> ▪ Government inability to crack the weep on the existing laws regarding open defecation
Inadequate inclusion of gender and	<ul style="list-style-type: none"> ▪ Existence of women groups 	<ul style="list-style-type: none"> ▪ Non-existence of EPA in the district 	<ul style="list-style-type: none"> ▪ The existence of climate change policies 	<ul style="list-style-type: none"> ▪ No commitment by DA authorities to

vulnerability issues in climate change actions	<ul style="list-style-type: none"> The existence of a data base for the vulnerable e.g. PWDs 	<ul style="list-style-type: none"> No dedicated funds for climate change activities 	<ul style="list-style-type: none"> Introduction of planting for food and jobs Climate change programmes and projects 	<ul style="list-style-type: none"> involve women and the vulnerable
Poor quality of roads	<ul style="list-style-type: none"> Existence of construction materials Availability of labour Presence of local contractors 	<ul style="list-style-type: none"> High cost of road construction Inadequate maintenance Heavy trucks reducing duration of road Absence of feeder roads department 	<ul style="list-style-type: none"> Presence of Highways Authority and Feeder Roads Departments Availability of donor funding Availability of central government funding 	<ul style="list-style-type: none"> Inadequate maintenance Torrential downpours and runoffs Annual floods washing away roads & bridges
Under-utilisation of the transportation potential of Volta Lake	<ul style="list-style-type: none"> Availability of Canoes Stable nature of Volta lake 	<ul style="list-style-type: none"> Tree Stumps in the water Low patronage Inadequate life jackets Poor nature of canoes 	<ul style="list-style-type: none"> Existence of VRA 	<ul style="list-style-type: none"> Weak implementation of water transport regulations on the Volta Lake Limited government intervention
Governance and institutional Development				
Relatively weak capacity of governance institutions	<ul style="list-style-type: none"> Availability of local governance staff Availability of a District Assembly 	<ul style="list-style-type: none"> High cost involved in building the capacity of local governance staffs 	<ul style="list-style-type: none"> Existence of MLGRD GIMPA Existence of Institute of Local Governance studies Government training seminars and capacity building workshops for local governance staffs 	<ul style="list-style-type: none"> Inadequate support from government of Ghana Political influence
Limited capacity and opportunities for revenue mobilisation	<ul style="list-style-type: none"> Large fish market Yam market Cattle market Available revenue staff Legal and administrative instruments 	<ul style="list-style-type: none"> Apathy by tax payers High revenue leakages Corruption Maladministration Low institutional capacity High commissioned collectors 	<ul style="list-style-type: none"> New and emerging revenue sources Availability of capacity building funds 	<ul style="list-style-type: none"> Excessive political interference Weak financial management laws
Inadequate capacity for plan preparation and implementation at the substructures	<ul style="list-style-type: none"> Availability of DPCU to coordinate, prepare and implement development plans Presence of a General Assembly Existence of Area councils 	<ul style="list-style-type: none"> Inadequate logistics Inadequate staffs Bureaucracy in decision taking 	<ul style="list-style-type: none"> Existence of Medium Term Development Plan Framework and guidelines RCC NDPC Availability of Private Planning consultancy services 	<ul style="list-style-type: none"> Political interest Delay in release of funds Inconsistence in the issuance of guidelines by NDPC
High armed robbery incidence in the District.	<ul style="list-style-type: none"> Availability of experience police and Navy personnel DA fueling of police patrol 	<ul style="list-style-type: none"> Limited of information about criminals Poor commitment by community members 	<ul style="list-style-type: none"> External security support Political support 	<ul style="list-style-type: none"> The fear of armed robbers

Conclusion: the problems identified in the District can be positively addressed since significant strengths and opportunities exist. The weaknesses can be addressed through developing synergies in designing the

programmes. Threats can be managed through dialogue with development partners regarding funding and technical support for skills and entrepreneurial development.

2.3.9 DEVELOPMENT PROJECTIONS

Planning is a futuristic activity that relies heavily on forecasts and projections in order to meet the needs of a people at any given point in time. When forecasts are well done they can provide useful basis for the design and implementation of development interventions. Development basically is meant to serve the needs of mankind. However, it is always not easy to know the exact number of people that would be in a specific geographic area sometime into the future. This is the reason why projections and forecasts are relied upon. In this document projections have been made for the district population and based on the outcomes, forecasts for various development interventions also made.

2.3.9.1 Population Projections

Projecting the overall District population is paramount for the formulation of District Development goals and objectives as well as forecasting of development needs. Under this area broad demographic projections for Pru East District have been carried out using the Geometric method of population projection. The results have been summarized in tables and charts and are in the main report.

2.3.9.2 Overall Demographic Situation

The District's population in 2021 Population and Housing Census (PHC) was 100,840 with more males (50,708) representing 50.3 percent than females (50,132) constituting 49.7 percent. The District's projected population in 2025 is 112,662 with more males (56,460) representing 50.1 percent than females (56,202) constituting 49.9 percent. The growth rate is 2.0 percent. The District's population by 2029 is expected to reach 123,946 with male and female population being 62,069 and 61,877 respectively. This is based on the following limiting assumptions:

- Due to increasing girls enrolment and retention in schools, the total fertility rate would decline from the current figure of 2.0 to 1.8 by 2025
- Due to innovations in medical science, introduction of NHIS and growing public health awareness, life expectancy is expected to rise from 63.59 to 64
- Again due to the improvement in antenatal and neonatal care in our various health institutions, infant mortality rate would decline from 60.30 in 2026 to 52.50 in 2029
- Related to the above is under five mortality rate which is expected to decline from 81.86 to 72.10
- Components of population change such as crude birth rate would drop from 23.10 to 20.11 while crude death rate would decline from 2.72 to 1.90 by 2029.
- A critical factor which is migration is assumed to be zero due to the absence of reliable data on it. Besides migration into the district is basically for trade purposes which are seasonal and intermittent in nature.

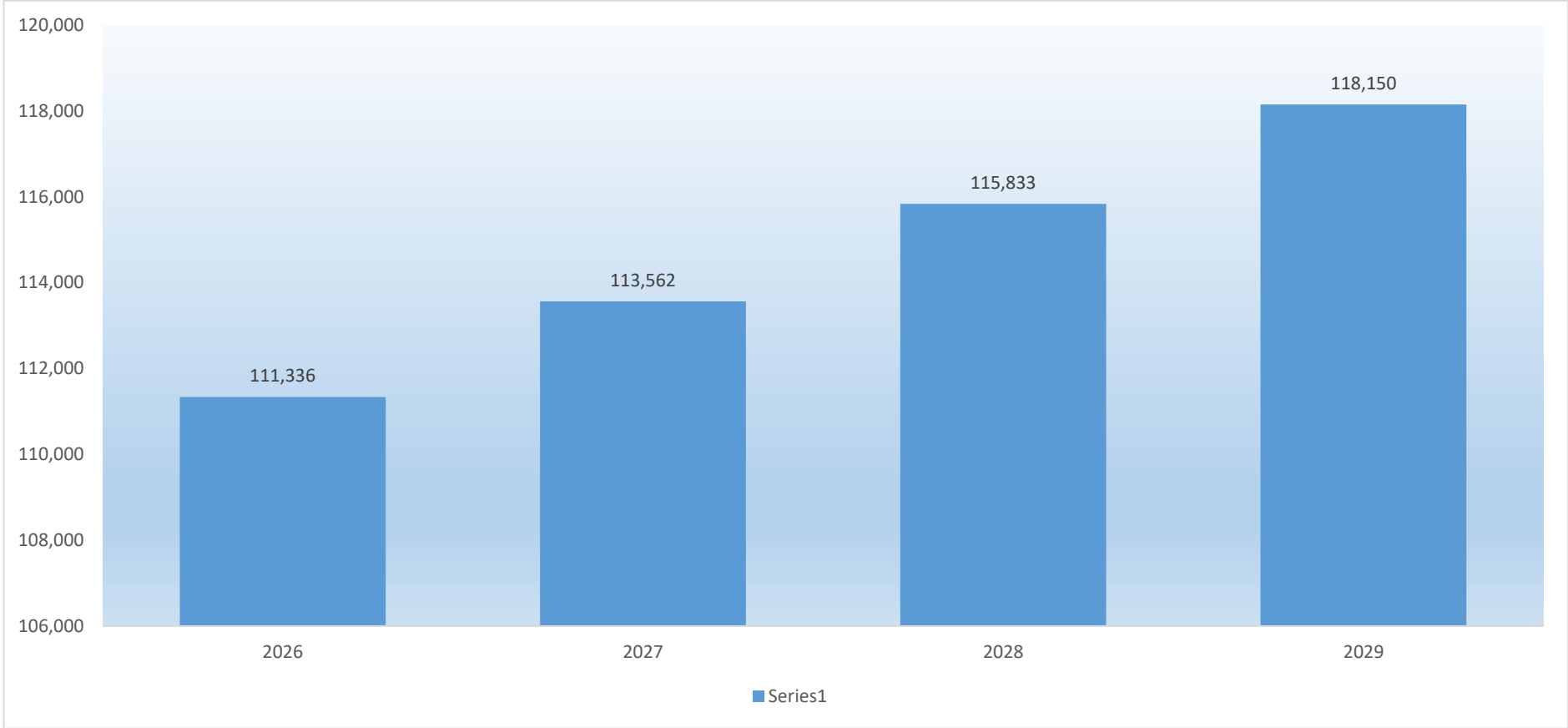
Based on these assumptions the total district population is as portrayed in tabular and pictorial forms below.

Table 2.11: Summary of Projected Age Cohort District Population from 2026-2029

Age Cohorts	2026			2027			2028			2029		
	Male	Female	Total	Male	Female	Total	Male	Female	Total	Male	Female	Total
0-4	7,839	7,489	15,328	7,996	7,639	15,635	8,156	7,792	15,947	8,319	7,947	16,266
5-9	7,998	7,789	15,787	8,158	7,945	16,103	8,321	8,104	16,425	8,488	8,266	16,754
10-14	7,141	6,711	13,852	7,284	6,845	14,129	7,430	6,982	14,411	7,578	7,121	14,700
15-19	6,857	6,307	13,164	6,995	6,433	13,427	7,134	6,561	13,696	7,277	6,693	13,970
20-24	5,973	5,876	11,849	6,093	5,993	12,086	6,214	6,113	12,328	6,339	6,236	12,574
25-29	4,412	4,765	9,177	4,500	4,861	9,361	4,590	4,958	9,548	4,682	5,057	9,739
30-34	3,582	3,778	7,360	3,653	3,854	7,507	3,726	3,931	7,657	3,801	4,009	7,810
35-39	3,150	3,327	6,477	3,213	3,393	6,606	3,277	3,461	6,738	3,343	3,530	6,873
40-44	2,514	2,533	5,047	2,564	2,583	5,148	2,616	2,635	5,251	2,668	2,688	5,356
45-49	1,908	1,858	3,766	1,946	1,895	3,841	1,985	1,933	3,918	2,025	1,972	3,997
50-54	1,537	1,499	3,036	1,568	1,529	3,097	1,599	1,560	3,159	1,631	1,591	3,222
55-59	979	983	1,962	999	1,002	2,001	1,019	1,022	2,041	1,039	1,043	2,082
60-64	798	835	1,633	814	851	1,666	830	868	1,699	847	886	1,733
65-69	494	494	987	503	503	1,007	513	513	1,027	524	524	1,047
70-74	346	395	741	352	403	756	360	411	771	367	419	786
75-79	189	252	441	193	257	449	196	262	458	200	267	467
80-84	141	238	380	144	243	387	147	248	395	150	253	403
85-89	74	129	203	75	132	207	77	134	211	79	137	216
90-94	28	53	81	28	54	82	29	55	84	29	56	86
95-99	18	24	42	18	25	43	18	25	44	19	26	45
100+	9	15	24	9	16	25	9	16	25	9	16	26
	55,986	55,350	111,336	57,105	56,457	113,562	58,248	57,586	115,833	59,413	58,738	118,150

Source: DPCU, 2025

Figure 2.8: Projected Population of Pru East District from 2026-2029



Source: DPCU, 2025

2.3.9.3 Calculation of Primacy Index

This basically shows the ratio of the population of the District Capital (Yeji) to the combined populations of the rest of the cities/towns (mostly the four largest):

This is given as: $Pr = P_y / P_2 + P_3 + P_4 + \dots + P_n$.

Where: P_i = primacy index, P_y or P_1 = population of District capital, P_2 = population of second largest community, P_3 = population of the third largest community and P_4 = population of the fourth largest community in that order up to P_n (the least community in terms of population) but mostly it is the four largest communities apart from the District capital.

Primacy can be calculated with 2 or more cities after the largest city (but it is usually done with 4 cities: Four-City Primacy Index)

The higher the primacy index (greater than 1) the faster the growth of the first settlement.

Table 2.12: Ten most populated localities in the District

No.	Name of Locality	Male	Female	Total	Percentage of the pop.
1.	Yeji	16495	18038	34533	34%
2.	Parambo	5199	5053	10252	10%
3.	Sawaba	3746	3578	7324	7%
4.	Kojo Boffour	3454	3741	7195	7%
5.	Konkoma	2819	2935	5754	5%
6.	Jaklai No 3	843	867	1710	2%
7.	Accra Town	762	574	1336	1%
8.	Labon Kofi Basare	690	634	1324	1%
9.	Jaklai No 1	568	633	1201	1%
10.	Kobre	559	571	1130	1%

Source: Ghana Statistical Service, 2021

According to the 2021 census, the above are the top ten (10) populated communities in the District. However the four most populated apart from Yeji, the District capital are:

Yeji (District capital) = 34,533

Parambo = 10,252

Sawaba = 7,324

KojoBoffour = 7,195

Konkoma = 5,754

Primacy: $Pr = P_y / P_2 + P_3 + P_4 + \dots + P_n$.

$$Pr = \frac{34,533}{10,252 + 7,324 + 7,195 + 5,754}$$

$$Pr = \frac{34,533}{30,525} = 1.13$$

Interpretation

This means that Yeji (the District capital) is a **primate community**. Thus it grows faster than all other communities in the District which is a sign of inequality and if measures are not taken to address this, population will be concentrated in the District capital and its attendant effects will affect the entire development of the District. It is therefore incumbent on the district management to distribute resources evenly in order to manage population distribution in the District to reverse the primacy nature of the district capital. The management of the Assembly has improved in the distribution of all kinds of resources communities to help reduce rural-urban migration in the District.

2.3.9.4 Education Projections

Education is a major pillar in the scheme of development for every district. It is one of the most important social interventions that every district must offer to its people. Meeting the educational needs of the people in the district is therefore a major objective of the District Assembly. Unfortunately, the educational system of the district suffers from major challenges ranging from inadequate and poor physical infrastructure to inadequate qualified teachers. As part of efforts to ensure efficient delivery of education, a number of projections based on realistic assumptions have been made. The outcomes of the projections are as presented in the table below.

Table 2.13: Projections for Preschools

Year	2026	2027	2028	2029
No. of Children	9,118	9,815	10,212	10,588
No. of Classrooms existing	154	160	164	168
No. of Schools existing	89	93	97	102
No. of Classrooms required	24	26	30	36
Total/No. of Schools required	80	82	84	87
Surplus/backlog	9	11	13	15

Source: Pru East DPCU Development Projections 2025

Assumptions

1. A preschool shall have only 2 classrooms
2. 40 new preschools would be constructed every year
3. One classroom shall contain a maximum of 40 pupils
4. It is not feasible to meet all backlogs within the plan period
5. The age range for preschool ranges between 0-4 years

Table 2.14: Projections for Primary Schools

Year	2026	2027	2028	2029
No. of Children	48,468	56,776	64,977	72,323
No. Classrooms existing	448	450	452	454
No. of Schools existing	89	93	97	102
No. of Classrooms required	86	108	130	158
Total/No. of Schools required	80	82	84	87
Surplus/backlog	9	11	13	15

Source: Pru East DPCU Development Projections, 2025

Assumptions

1. A primary school will contain 6 classrooms
2. Schools would be provided on annual basis based on backlogs and resource strength of the district
3. One classroom shall contain a maximum of 40 pupils
4. The age range for primary education is 5-12 years

Table 2.15: Projections for JHS

Year	2026	2027	2028	2029
No. of Children	11,323	11,865	12,320	12,756
No. Classrooms existing	154	156	158	160
No. of Schools existing	45	50	53	58
No. of Classrooms required	10	12	14	16
Total/No. of Schools required	24	25	25	26
Surplus/backlog	21	25	28	32

Source: Pru East DPCU Development Projections, 2025

Assumptions

1. A JHS shall contain three classrooms
2. 25 new JHS will be constructed annually irrespective of backlogs
3. A classroom shall contain a maximum of 40 pupils
4. The age range for JHS is 12-15 years

Table 2.16: Projections for SHS

Year	2026	2027	2028	2029
Total District Population	111,336	113,562	115,833	118,150
No. of Schools existing	9	9	10	10
Total/No. of Schools required	12	12	13	13
Surplus/backlog	-3	-3	-3	-3

Source: Pru East DPCU, Development Projections, 2025

Assumptions

1. The age range for SHS is 15-18 years
2. SHS is a central service provided by urban areas and therefore uses neighbourhood standards. 1 SHS is thus to serve 20,000 people
3. All secondary schools would have a constant sphere of influence

Table 2.17: Projections for Teachers

Year	Population of School going Age	Number of Teachers	Standard	Existing	Required	Surplus/Backlog
2026	67,481	718	1:40	1:94	1,687	969
2027	69,304	768	1:40	1:90	1,733	965
2028	71,174	818	1:40	1:87	1,779	961
2029	73,097	868	1:40	1:84	1,827	959

Source: Pru East District DPCU, Development Projections, 2025

Assumptions

1. Teachers are classified as only those who have gone through some teacher training
2. The number of trained teachers shall increase by 50 teachers as average annual increment over the plan period
3. The school going age is considered to be children between the ages of 0-19 years
4. Projections are across board for the entire district
5. The district would institute a carefully designed programme to meet the backlogs

2.3.9.5 Health Projections

A healthy population is required to propel development in a positive direction and district development efforts must put in place sustainable measures to address the health needs of the people. Currently, the critical health issues of the Pru East District have to do more with access rather than availability. As a rural district that still has the majority of its population in overseas and typically inaccessible areas, it is necessary that interventions are made to address the special needs of those groups. However, based on the population dynamics, the available facilities and some assumptions health needs have been projected as depicted in the table below

Table 2.18: Health Projections

Facility Required	No. Existing	Standard	2026	2027	2028	2029
			111,336	113,562	115,833	118,150
District Hospital	1	175,000-240,00	-	-	-	-
Health Centre	2	5,000-10,000	12	12	13	13
Clinics	2	200-5,000	24	25	25	26
CHPS Compound	5	4,500-5,000	24	25	25	26
Doctor/Pop. ratio	7	1:10,000	1:17,128	1:17,590	1:18,065	1:18,553
Nurse/Pop. ratio	269	1:5,000	1:446	1:458	1:470	1:483

Source: Pru East District, DPCU Development Projections, 2025

Assumptions

1. There would be planned delivery of all backlogs
2. The number of doctors would remain constant over the plan period
3. The number of nurses would also remain constant within the plan period
4. Distribution of health facilities would be done evenly to promote good accessibility by all population groups to such infrastructure

2.3.9.6 Agricultural Projections

Table 2.19: Projections for Agricultural Extension Agents

Year	Current Farmer Pop.	Standard	Current Ratio	Required AEAs	Current AEAs Available	Surplus or Backlog
2026	111,336	1:400	1:9,991	300	12	(288)
2027	113,562	1:400	1:10,261	308	12	(296)
2028	115,833	1:400	1:10,538	316	12	(304)
2029	118,150	1:400	1:10,823	325	12	(313)

Source: Pru East District, DPCU Development Projections, 2025

Assumptions

- The registered district farmers population would remain constant within the plan period
- The total number of extension agents in the district would also remain constant
- Agriculture would continue to play a key role in the development of the district
- Extensions services are provided only by the public extension system

2.3.9.6 District Security Projections

Pru East District, although rural is a commercial enclave that attracts traders from various parts of the country on weekly basis. In recent times armed robbers have invaded highways leading to the district capital and terrorized traders mercilessly. In the wake of these developments, district development planning must seek to address critical security concerns that would ensure the safety of traders and the general public. Based on the projected population figures, staff strength of the police, available police post/stations and a number of assumptions projections have been made for district security and captured in the table below.

Table 2.20: District Security Projections

Year	Total District Population	Standard population	No. of existing police stations	No. Required	Backlog/Surplus
2026	111,336	100,000-200,000	2	1	1
2027	113,562	100,000-200,000	2	1	1
2028	115,833	100,000-200,000	2	1	1
2029	118,150	100,000-200,000	2	1	1

Source: Pru East District, DPCU Development Projections, 2025

Assumptions

1. Police stations would be built based on total district population
2. They would be evenly spread to ensure prompt response to security needs
3. Backlogs would be planned and implemented incrementally on annual basis

Table 2.21: District Police Strength Projections

Year	Total District Population	No. of Policemen	Standard	Existing	Required	Backlog/Surplus
2026	111,336	60	1:500	1:1,998	240	(180)
2027	113,562	65	1:500	1:1,894	246	(181)
2028	115,833	70	1:500	1:1,807	253	(183)
2029	118,150	75	1:500	1:1,732	260	(185)

Source: Pru East District, DPCU Development Projections, 2025

Assumptions

1. The UN standard of 1:500 is the basic ratio for the projections
2. Police forces would be evenly distributed among the various settlements within the district
3. Five (5) Policemen would be posted to the district annually to improve the numbers

2.3.9.7 District Finances

Revenue

District administration is heavily dependent on resource availability. The Pru East District Assembly in planning interventions for the medium term, 2026-2029 must necessarily put in place measures to raise resources to meet the development programmes of the plan. The MTDP is financed from a range of sources. Based on realistic assumptions and the anticipated expenditure levels of the district projections have been made for revenue items as contained in the table below. Revenue shortfalls and how gaps would be closed are dealt with in the indicative financial of the MDTP.

Assumptions

1. Revenues would grow at an annual rate of 12%. This in turn would be due to;
2. Increase in general and agricultural productivity by an annual rate of 7%
3. Reviews in the regimes governing taxes in the district
4. Compilation of an up-to-date database on rateable items
5. Increase in the staff strength of revenue collectors
6. Improved revenue monitoring
7. The district would perform well to benefit from DDF
8. There would be improvement in the disbursements of common fund

Expenditures

Revenues and expenditures are intricately related. It is only possible to spend after one has generated. However, prudent fiscal management, transparency, accountability and fiscal discipline are important factors in the expenditure management frame. The Pru East District Assembly must in this regard abide by the measures outlined in the Financial Administration Act, 2003 (Act 654), Internal Audit Act, 2003 (Act 658) and the Public Procurement Act, 2003 (Act 663) in the disbursement and utilization of public resources. Besides these, district bye laws and regulations governing financial administration must be adhered to. Table 3.13 below depicts the anticipated expenditure patterns for the district using 2017 as a base year.

Assumptions

1. Monitoring of interventions under the MTDP would be intensified
2. Security patrols across the district would also be intensified
3. Distance between the District and the Regional capital is a major determinant of travel expenditures
4. Maintenance plans of the district would be implemented
5. Intensification of capital investments that would lead to development
6. Fiscal discipline in the management of district finances
7. Expenditure will be curtailed while efforts are made to pay outstanding bill

CHAPTER THREE:

3.0 KEY DEVELOPMENT PRIORITIE

Introduction

The Key development issues were prioritized using pairwise ranking where key decisions were taken. The key development Priorities of the District emanates from the compilation of the District Profile and issues arising from the issues assessment exercise from the various communities, traditional authorities, and inputs from the decentralized departments in the District. This was done with regards to the severity and diversity of the problem and its intended benefits to the District. The impact of the problem to humanity if addressed would lead to local economic development, improvement in social life, environmental enhancement, among others.

3.1: Pairwise Ranking

Pairwise ranking (or comparison) is a systematic method for evaluating and ranking a set of options by comparing them in pairs, where one option is chosen over the other in a series of head-to-head comparisons. This technique is used in decision-making to establish priorities and to understand preferences among stakeholders in the development arena. This is a valuable method for comparing pairs of elements such as issues, potentials, needs, among others for clearer prioritization of choices.

The Pairwise method was agreed as a ranking tool because taking a decision can be challenging when having multiple options to select from. The Pru East District Plan preparation team after the situational analysis and community engagement, realized that with the numerous issues identified, these issues must be prioritized based on the goal and objectives of the district in consonant with the national Goal. This has arisen due to the limited resources for implementation of projects and programmes. The identified issues are many but have been categorised as follows;

Table: 3.1: Categorized Issues/IDs

S/N	Category of Issue	ID
1.	Local Economic Development Issues	A
2.	Educational Issues	B
3.	Roads and Transports	C
4.	Health Issues	D
5.	Water and Sanitation Issues	E
6.	Governance and Security Issues	F
7.	Environment and Settlements Issues	G
8.	Welfare Issues	H

The plan preparation team further subjected the identified issues to another prioritisation through some Key stakeholder engagement to establish out of the above which amongst them would be implemented first, and in that order of preference as the District's priority. In other words, the team went ahead to weigh the alternative issues against one another in pairs to determine which issue should be handled first in terms of priority as indicated below.

Table3.2: Prioritization of Key Development Issues for 2026-2029 using Pairwise Ranking

Identified Issues	Local Economic Development Issues =A	Education al Issues =B	Roads and Transpo rts=C	Health Issues=D	Water and Sanitati on Issues=E	Govern ance/ adminis tration /and Securit y Issues =F	Enviro nment and Settle ments Issues=G	Welfare Issues=H	Score	Rank
Local Economic Development Issues =A	X	A	A	D	A	A	A	A	6	1 st
Educational Issues =B	X	X	B	B	E	B	B	B	5	2 nd
Roads and Transports=C	X	X	X	C	E	C	C	C	4	4 th
Health Issues=D	X	X	X	X	E	D	D	D	3	5 st
Water and Sanitation Issues=E	X	X	X	X	X	F	E	E	5	2 nd
Governance/ administration and Security Issues =F	X	X	X	X	X	X	G	F	2	6 th
Environment and Settlements Issues=G	X	X	X	X	X	X	X	G	2	6 th
Welfare Issues=H	X	X	X	X	X	X	X	X	0	8 th

Source: DPCU, 2025

Table 3.3: Prioritized Key Development Issues

Sectorial Summary of Issues	Ranked Position	Key Identified Issues Prioritized for the Assembly
Local Economic Development Issues	1 st	<ul style="list-style-type: none"> ▪ Low level of financial literacy ▪ Limited availability and accessibility to economic data ▪ Inadequate access to affordable credit from financial institutions to SMEs ▪ High cost of production inputs ▪ Lack of youth interest in agriculture ▪ Inadequate investments in the agricultural sector ▪ High cost of capital for business development and investment ▪ Low generation of internally fund (IGF)

		<ul style="list-style-type: none"> ▪ Limited data for financial projection ▪ Inadequate exploitation of local opportunities for economic growth and job creation ▪ Predominant informal economy with less employment opportunities ▪ High cost of production ▪ Low application of technology especially among smallholder farmers leading to comparatively lower yields ▪ Lack of irrigation facilities for dry season agriculture ▪ Poor agronomic practices among farmers in the District ▪ Unreliable rainfall pattern leading to crop failure ▪ Limited storage facilities for farm produce ▪ High cost of transporting fish and farm produce to Yeji and other Markets ▪ Lack of developed tourism infrastructure and services at the lake site ▪ No proper designated station for tricycle riders and vehicles. ▪ Poor landscape at Yeji Harbor Market. ▪ Limited number of stores in Yeji ▪ Ageing farmer population due to low interest of youth in agriculture ▪ Poor handling of livestock and poultry products resulting in high spread and outbreak of diseases. ▪ Inadequate disease monitoring and surveillance system due to information asymmetry ▪ Inadequate number of extension staff and lack of database on farmers for extensive extension service delivery resulting in poor extension services delivery ▪ No irrigation system for farming in the dry season at Kyeame Akura, Kadue, Bachinabacha, ▪ Over-exploitation of fisheries resources ▪ High youth unemployment in Yeji. ▪ Excessive noise from the saw mill at the Harbor market. ▪ Too many stray animals in the District especially on the roads and are destroying farms. ▪ No market in Konkomba for promotion of business ▪ Limited youth access to financial services for business activities in the District. ▪ High youth unemployment in all sectors due to limited opportunities
--	--	---

Educational Issues	2 nd	<ul style="list-style-type: none"> ▪ Inadequate school infrastructure ▪ No educational infrastructure at Kyeame Akura, Domeabra, Ningokope, Avorkope, Jatakpo, Bachinabacha, Alhaji Akura, Nakpei, Kofi Basare Nsuano, etc ▪ High teacher attrition and absenteeism rates ▪ Inadequate and inequitable access to education for PWDs and people with special needs at all levels ▪ Inadequate resources for supervision and monitoring of schools ▪ High school dropout among girls in senior high school and tertiary levels ▪ Inadequate teaching and learning materials for children with disabilities ▪ Lack of special schools for children with disabilities ▪ Poor linkage between educational needs, care giving and health needs of children with disabilities ▪ Inadequate parental support to girls during pregnancy and after childbirth ▪ Exams malpractice in the Senior High Schools in Yeji. ▪ Inadequate classroom blocks at Konkoma Primary School ▪ Poor condition of Korancha school ▪ Poor resource constraint to manage Parambo Day Senior High School.
Health Issues	5 th	<ul style="list-style-type: none"> ▪ Gaps in physical access to quality health care eg. due to water bodies ▪ Poor quality of healthcare services due to inadequate supply of certain drugs ▪ Inadequate capacity to use health information for decision making at all levels ▪ Inadequate and inequitable distribution of critical staff mix ▪ Increasing morbidity, mortality and disability due to communicable, non-communicable and emerging diseases ▪ High stigmatization and discrimination of HIV and AIDs patients ▪ Periodic shortages of HIV& AIDS commodities (ARV's, Test Kits, Condoms) ▪ Infant and adult malnutrition ▪ Increased incidence of diet-related non-communicable disease ▪ High fertility rate among adolescent resulting in unwanted pregnancies ▪ Inadequate funding for population programmes and projects ▪ High adolescent fertility rate ▪ Weak nutrition-sensitive planning and programming ▪ Kadue CHPS Compound evaded by vampire bats. ▪ Inadequate Medical Doctors at Mathias Hospital. ▪ High pressure on the Harbor Clinic in Yeji. ▪ Uncompleted Clinic at Konkomba

		<ul style="list-style-type: none"> ▪ No health infrastructure at Kyeame Akura, Domeabra, Ningokope, Jatakpo
Water and Sanitation Issues	2 nd	<p>Water and Sanitation Issues</p> <ul style="list-style-type: none"> ▪ Inadequate supply and increasing high demand for potable water in parts of Yeji, Parambo-Sawaba, Kyeame Akura, Ningokope, Domeabra, Avorkope, Jatakpo, Alhaji Akura, Bachinabacha, and other communities. ▪ Limited number of boreholes and wells at Gonjawire, Anini Lodge area, Kofi Basare Nsuano,, Bakamba Nsuano, Parambo Nsuano, Nakpei etc ▪ Inappropriate management of freshwater resources ▪ Polluted water bodies and depleted water resources ▪ Limited number of household toilets in the communities ▪ Inadequate environmental and sanitation staff ▪ High prevalence of open defecation ▪ Poor sanitation and waste management at the market and the whole of Yeji, Konkoma and Parambo-Sawaba. ▪ Low level of investment in sanitation sector ▪ Limited public toilets in Konkomba. ▪ Inadequate sensitization on sanitation related issues ▪ Improper disposal of solid and liquid waste ▪ Unengineered landfill sites and no waste water treatment plants ▪ Pollution of the Lake Volta by pigs and humans
Governance/ administration and Security Issues	6 th	<ul style="list-style-type: none"> ▪ Ineffective sub-district structures ▪ Limited capacity and opportunities for revenue mobilization ▪ High armed robbery incidence in the District. ▪ No standard Police Station in Yeji, Konkoma, and Domeabra. ▪ Inadequate Police visibility in the communities ▪ Poor collaboration among traditional authorities, private investors, and the public sector in the District. ▪ High citizen perception of corruption about public office holders in the District. ▪ Limited electricity supply at suburb of Konkoma and Yeji. ▪ No electricity at Kadue, Kyeame Akura, Avorkope, Domeabra, Alhaji Akura, Cherepo-Ayimaye, Ningokope, Jatakpo, ▪ Difficulty in the extension of grid electricity to remote island communities
Roads and Transport Issues	4 th	<ul style="list-style-type: none"> ▪ Poor condition of road network in the District eg: township road, Konkoma to Vutideke, Kajai, Brekente, Kobre to Ckolombo Bator and Kupua, Yeji to Prang, Kofi Basare to Nchamba, etc ▪ Under-utilization of the transportation potential of Volta Lake due high risk of boat accidents ▪ Frequent accident on the roads due to overloading and reckless driving

		<ul style="list-style-type: none"> ▪ Poor road network for agriculture and related activities in the District
Environment and Settlements Issues	6 th	<ul style="list-style-type: none"> ▪ Loss of forest cover ▪ Negative impact of climate variability and change ▪ Incidence of wildfire affecting lives, property and wildlife ▪ Indiscriminate use of weedicide ▪ High dependence on wood fuel ▪ Weak legal and policy frameworks for disaster prevention, preparedness and response ▪ Overgrazing of cattle on farmlands leading to poor soil fertility ▪ Over logging of timber plantation leading to low forest cover ▪ Low capacity to adapt to climate change management practices ▪ Polluted water bodies and depleted water resources ▪ Vulnerability and variability to climate change affecting livelihoods ▪ Over-exploitation of fisheries resources ▪ Poor drainage system and flooding of communities such as Fante Akura, Vutideke, Jaklai, ▪ Rapid growth of slums in Yeji and Parambo/Sawaba ▪ Poor lay out in the communities due lack of sensitization on building regulations ▪ Poor drainage system leading to flooding of Yeji-Konkomba Road and other communities in the District ▪ Encroachment of Government lands in Yeji. ▪ No complete Site Plan for Konkoma and parts of Yeji.
Welfare Issues	8 th	<ul style="list-style-type: none"> ▪ Growing incidence of child marriage, teenage pregnancy ▪ Increasing trend of irregular and precarious migration ▪ Low awareness of child protection laws and policies ▪ Weak enforcement of laws and rights of children ▪ Abuse and exploitation of children engaged in hazardous forms of labour ▪ Inadequate care for the aged ▪ Gender disparities in access to economic opportunities ▪ Inadequate opportunities for persons with disabilities to contribute to society ▪ Lack of physical access to public and private structures for PWDs ▪ Absence of special learning aids for PWDs ▪ High levels of unemployment and under-employment amongst the youth ▪ Addiction to drugs by the youths.

CHAPTER FOUR:

4.0 DEVELOPMENT GOALS, OBJECTIVES AND STRATEGIES

Introduction

The data from the analysis of the existing condition, community issues, traditional authorities, and decentralized departments of the District Assembly were relevant regarding the development options to achieve the desired future state of the district. The District development goal(s) are being informed by the outcome of the situational analysis and consistent with the national development goals contained in the **Medium Term National Development Policy Framework** (MTNDPF 2026-2029). The District would set specific, measurable, attainable, realistic and time-bound (SMART) objectives to achieve the stated development goals. The Assembly has also developed alternative strategies to achieve the set goals and objectives in this medium term plan for the Assembly. The appropriate broader goals for the prioritized issues are the following:

1. To facilitate the implementation of projects and programmes on local economic development that will create employment opportunities in the District
2. To formulate and implement social programmes that will respond to the social and development needs of the people
3. To ensure effective and efficient governance and security system of the District
4. To promote and implement projects and programmes for human settlements with sound environmental and planning principles
5. To manage disasters, conserve the environment for a sustainable development

Table: 4.1 Goal Compatibility Matrix

Goal	Goal 1	Goal 2	Goal 3	Goal 4	Goal 5
Goal 1		H	H	H	H
Goal 2			H	H	H
Goal 3				H	H
Goal 4					H
Goal 5					

Rating of the consistency of the objective

High=H

Medium=M

Low=L

Table 4.2: Development Goals, Objectives and Strategies

DEVELOPMENT DIMENSION: ECONOMIC DEVELOPMENT						
Prioritized Development Issue	Goals	Objective	Aligned National Objectives	Strategies	Development Programmes	Global/ Regional linkages
Focus Area: Trade and Investment						
Lack of modern Market centres	Enhance Local Economic Development through trade and investment	To build 2 modern markets by 2029	Enhance Domestic Trade	Develop modern markets and retail infrastructure in every district to enhance domestic trade	Finance and Revenue Enhancement Programme	SDG 4, 8, 9, 16, 17AU 1,4,5
Weak financial base especially IGF		To increase by IGF by 75% in 2029	Strengthen fiscal decentralization	Enhance revenue mobilisation capacity of MMDAs		A1-G4-P1-T1, Goal 12 AU-A1-G12-P1
Focus Area: Agriculture and Agribusiness Development						
Conflict between farmers and cattle herders	Package Agriculture as a business in the district	To reduce conflicts in the district by 2029	Enhance Sustainable and Resilient Food Production System	Promote cattle ranching and provide incentives to the private sector to develop grazing reserves.	Agriculture Sustainability Programme	AU 3, ECOWAS–P4/ SOB4/SOR3
Poor access to agriculture machinery especially tractor services		To increase crop production by 45% in 2029	Promote agriculture as a viable business among the youth	Establish the Youth Agriculture-Estate Programme (YAP) to provide financial support, land, agronomic assistance, and access to mechanized tools for young farmers.		SDG 2, 5, 8, 9, 10, 12, 16, 17 AU 1,3,4,5,20 ECOWAS– P4/ SOB4/SOR4
Lack of storage and processing facilities for agriculture produce		To reduce post-harvest losses by 70% in 2029	Improve post-harvest management	Enhance post-harvest infrastructure and management protocols on storage, transportation, processing, packaging, and distribution of agricultural produce at all levels.		SDG 1, 2, 5, 7, 10, 12, 16, 17 AU 1,3,4,5,20 ECOWAS– P3/ SOB3/SOR3

High cost of agricultural inputs		To increase food production by 40% in 2029	Create an enabling agribusiness environment	Promote domestic production and supply of inputs		SDG 16, 17 AU 4, 12 ECOWAS– P3/ SOB3/SOR1
Lack of irrigation facilities for dry season agriculture/ Erratic rainfall pattern leading to crop failure		To increase employment opportunities for the youth by 2029	Create an enabling agribusiness environment	Promote investments in modern and affordable irrigation systems for all year-round production		SDG 16, 17 AU 4, 12 ECOWAS– P3/ SOB3/SOR1
Poor storage facilities for farm produce		To reduce post-harvest losses by 25% by 2029	Improve post-harvest management	Enhance post-harvest infrastructure and management protocols on storage, transportation, processing, packaging, and distribution of agricultural produce at all levels.		SDG 1, 2, 5, 7, 10, 12, 16, 17 AU 1,3,4,5,20 ECOWAS– P3/ SOB3/SOR3
Aging farmer population due to low interest of youth in agriculture		To support 250 youth into agriculture by 2028	Promote agriculture as a viable business among the youth	<ul style="list-style-type: none"> ▪ Facilitate collaborations to provide education, training, and mentorship of young people in agricultural ventures ▪ Design and implement special programmes to build the capacity of the youth in agriculture. 		SDG 2, 5, 8, 9, 10, 12, 16, 17 AU 1,3,4,5,20 ECOWAS– P4/ SOB4/SOR4
Poor handling of livestock and poultry products resulting in high spread and outbreak of diseases		To increase livestock production by 55% by 2029	Promote livestock and poultry development	Facilitate local production of vaccines to improve livestock development and sustenance		SDG 1, 2, 4, 8 AU 1,3,4,5,20 ECOWAS– P4/ SOB4/SOR4
Inadequate disease monitoring and surveillance system due		To increase livestock production by 55% by 2029	Promote livestock and poultry development	Intensify disease control and surveillance, especially for zoonotic and scheduled diseases.		SDG 1, 2, 4, 8 AU 1,3,4,5,20 ECOWAS– P4/ SOB4/SOR4

to information asymmetry						
Inadequate number of extension staff and lack of database on farmers for extensive extension service delivery resulting in poor extension services delivery		To increase livestock production by 55% by 2029	Promote livestock and poultry development	Provide consistent and quality extension service delivery and technical support		SDG 2, 8, 16 AU 4, 5 ECOWAS– P3/ SOB3/SOR3

Focus Area: Fisheries And Aquaculture

Over-exploitation of fisheries resources in the Volta Lake	Support the fisheries sector to enhance income levels of the people	To ban illegal fishing methods in the volta Lake by 2029	Ensure sustainable development and management of fisheries resources	Combat illegal fishing and reduce post-harvest losses	Fisheries and Aquaculture Development Programme	SDG 2, 4, 12, 14, 16 AU 6, 7 ECOWAS– P4/ SOB4/SOR4
Weak enforcement of fishing regulations		To implement byelaws on fisheries in the district	Ensure sustainable development and management of fisheries resources	Combat illegal fishing and reduce post-harvest losses		SDG 2, 4, 12, 14, 16 AU 6, 7 ECOWAS– P4/ SOB4/SOR4
Issues with pre-mix fuel distribution		To resolve 90% of pre-mix fuel issues in the district by 2029	Ensure sustainable development and management of fisheries resources	Ensure an efficient system for pre-mix fuel distribution		SDG 2, 4, 12, 14, 16 AU 6, 7 ECOWAS– P4/ SOB4/SOR4

Focus Area: Private Sector Development

Limited access to credit by MSMEs	Support MSMEs for Local Economic Development	To facilitate the support of 50 MSMEs by 2029	Boost credit access for local traders	Enhance financial literacy & business support	LED Programme	SDGs: 8.3, 9.3 AU Agenda 2063: Goal 1, Goal 20, Financial Inclusion Strategy, EBID
-----------------------------------	--	---	---------------------------------------	---	---------------	---

Focus Area: Tourism And Creative Arts Development

Poor tourism infrastructure and services (Diega National Park)	Promote tourism initiatives in the district	To ensure that Diega National Park attracts tourists by 2029	Diversify and expand the tourism industry	Expand tourism sector through investment, innovation, and pursuit of service excellence	Tourism Promotion programme	SDG 9, 12, 14
--	---	--	---	---	-----------------------------	---------------

AU 6, 7
ECOWAS– P3/
SOB3/SOR3

DEVELOPMENT DIMENSION: SOCIAL DEVELOPMENT

Prioritized Development Issue	Goals	Objective	Aligned National Objectives	Strategies	Development Programmes	Global/Regional linkages
Focus Area: Population Management						
Growing incidence of child marriage and teenage pregnancy	Manage population to support the growth of the district	To reduce child marriage and teenage pregnancy by 80% in 2029	Improve maternal and adolescent reproductive health	Increase investment in family planning programmes at all levels	Population management programme	(SDG Targets 3.7, 5.6)
Focus Area : Health and Health Services						
Gaps in physical access to quality health care due to water bodies poor road network	Facilitate effective and efficient health delivery in the district	To support improve access to rural and Island communities by 2029	Ensure equitable, affordable and quality Universal Health Coverage (UHC)	Introduce mobile medical and dental services to serve rural areas, islands, and remote communities to bring specialist care closer to the people	Health promotion Programme	SDG 2, 3, 16 ECOWAS–P5/ SOB5/SOR3
Inadequate and inequitable distribution of critical staff mix		To organize annual awards for staff posted to the district to serve as a motivation	Strengthen healthcare and health service delivery management system	Incentivise the posting of healthcare workers to rural communities and underserved areas		SDG 2, 3, 16, 17, UNCRPD, Agenda 2030, AU 2063 ECOWAS–P4/ SOB4/SOR1

High stigmatisation and discrimination against HIV and AIDs patients		To sensitise 50 communities against the stigmatisation and discrimination against HIV/AIDs patients	Reduce the incidence of new STIs, HIV and AIDS and other infections, especially among vulnerable groups	Address stigma and discrimination against KPs and PLHIV		SDG 2, 3, AU 3 ECOWAS-P4/ SOB4/SOR1
Periodic shortages of HIV& AIDS commodities (ARV's, Test Kits, Condoms)		To support district Health Committee to prioritise ARVs, Test Kits and condoms	Reduce the incidence of new STIs, HIV and AIDS and other infections, especially among vulnerable groups	Enhanced Domestic Financing for Sustainable HIV Response		SDG 2, 3, AU 3 ECOWAS-P4/ SOB4/SOR1
Infant and adult malnutrition		To promote awareness on nutrition 60 communities in the district by 2029	Promote nutrition specific and sensitive programmes and interventions	Adopt strategies to reduce infants and adults malnutrition including scaling up proven, high-impact cost-effective, nutrition-sensitive, and nutrition-specific interventions		SDG Target 2.1, 2.2) (AU A1, G1, P2, T4, T5
Increased incidence of diet-related non-communicable disease		To sensitise 40 communities on diet-related non-communicable disease	Promote nutrition specific and sensitive programmes and interventions	Promote the consumption of indigenous varieties of plant and animal source foods		SDG Target 2.1, 2.2) (AU A1, G1, P2, T4, T5
Lack of a District Hospital and health facilities in general		To get district hospital by 2029	Inadequate Health Infrastructure and personnel	Increase allocation of the total government health budget to primary healthcare including the deprived districts and sub-district levels		SDG 6, 14, 15,16,17 AU 1,3 ECOWAS-P4/ SOB4/SOR3

Focus Area: Water, Environmental Sanitation and Hygiene

Inadequate supply and increasing demand for potable water	Improve access to water supply, sanitation and hygiene in the district	To increase water coverage to 85% by 2029	Improve access to safe, reliable and sustainable water supply services for all	<ul style="list-style-type: none"> Accelerate the implementation of the Water for All Programme Set up mechanisms and measures to support, 	Water and Sanitation Programme	SDG Target 6.1, SDG Target 6. a
--	--	---	--	--	--------------------------------	---------------------------------

				encourage and promote water harvesting		
Saline/low water table making it difficult for drilling of boreholes		To increase water coverage to 85% by 2029	Improve access to safe, reliable and sustainable water supply services for all	Implement a comprehensive water treatment and monitoring system		SDG Target 6.1
Limited number of household toilets in the communities		To support 150 households to construct toilets from 2026 to 2029	Enhance access to improved and sustainable environmental sanitation services	Provide incentives for the construction of durable and inclusive toilet facilities and hygienic infrastructure		SDG 3, ECOWAS-P4/SOB4/SOR3
Inadequate environmental and sanitation staff		To increase staff strength by 10% in 2027	Enhance access to improved and sustainable environmental sanitation services	Strengthen institutional coordination and harmonisation in sanitation and waste management and hygiene services delivery		SDG 3, ECOWAS-P4/SOB4/SOR3
High prevalence of open defecation		To increase staff strength by 10% in 2027	Enhance access to improved and sustainable environmental sanitation services	Provide incentives for the construction of durable and inclusive toilet facilities and hygienic infrastructure		SDG 3, ECOWAS-P4/SOB4/SOR3
Poor sanitation and waste management						
Low level of investment in sanitation sector		To increase sanitation budget by 50% by 2029	Promote efficient and sustainable waste management	Attract private sector investment in wastewater management		SDG Target 17.17 2.5.3.
Inadequate sensitization on sanitation related issues		To sensitise at least 80 communities on sanitation issues by 2029	Enhance access to improved and sustainable environmental sanitation services	Scale-up sensitisation campaigns to promote proper handwashing and hygiene practices particularly among children (SDGs Target 6.2)		SDG 3, ECOWAS-P4/SOB4/SOR3

Focus Area: Education and Training

Inadequate school infrastructure	Support builds a resilient education sector in the district	To provide at least 5 Schools to rural areas by 2029	Ensure adequate and accessible infrastructure, tools and	Increase access to school and public library facilities	Education Support Programme	SDG Target 4.6, 4. a
----------------------------------	---	--	--	---	-----------------------------	----------------------

			skills to facilitate e-learning and teaching		
Inadequate teachers' accommodation		To construct 10 teachers Bungalows by 2029	Enhance equitable access to, and participation in quality education at all levels	Institute special incentive scheme for teaching and non-teaching staff especially in deprived areas and teachers of PWDs	SDG Target 4.4,
Children not taking education seriously		To adopt measures to ensure continues education of all Children by 2029	Ensure a safe and supportive environment for the re-entry of dropouts into school	Facilitate the re-entry of dropout boys and girls including adolescent mothers back into school	SDG Target 4.1, 4.2, 5.1
High teacher attrition and absenteeism rates		To Award at least 5 best teachers annually from 2026-2029	Enhance equitable access to, and participation in quality education at all levels	Strengthen the mechanisms for monitoring and tracking teachers	SDG 4, 16, AU 2, 18 ECOWAS-P5/SOB5/SOR3
Inadequate and inequitable access to education for PWDs and people with special needs at all levels		To support 20 PWDs in all levels of education in the district	Promote inclusive education	Ensure inclusive education for PWDs and people with special needs at all levels	(SDG Targets 4.1, 4.2, 4.5, 4.a)
Inadequate supervision and monitoring of schools		To make monitoring a tool for effective teaching and learning by 2029	Strengthen school management systems	Strengthen supervision, management, and accountability at all levels of the educational system	SDG 4,16, ECOWAS-P5/SOB5/SOR3
Dilapidated school buildings		To facilitate the rehabilitation of 15 Schools by 2029	Ensure sustainable financing of education	Establish sustainable financing mechanisms for education at all levels	SDG 4, 16, 17 ECOWAS-P4/SOB4/SOR4
Limited coverage of school feeding program		To extend the school feeding program to cover more schools by 2029	Strengthen social protection for the vulnerable	Implement viable and sustainable economic livelihood schemes for vulnerable people	SDG Targets 1.4, 2.3, 14.b
Gender disparities at senior high school and tertiary levels		To close the gender gap among male and female	Attain gender equality and equity in	Implement measures to promote reform in	SDG Targets 5.1, 5.2, 5.3, 10.2

		at all levels of education in the district	political and social development	socio-cultural norms and values inhibiting gender equality		
Inadequate teaching and learning materials for children with disabilities		Support the supply of teaching and learning materials for children with PWDs	Promote special, inclusive, and lifelong education learning for all	Provide incentives for manufacturers of teaching and learning aids and assistive devices and facilities needed for PWDs		AU 1, 3,5 ECOWAS–P5/ SOB5/SOR3
Inadequate resource persons for PWDs at all levels of education		Support the training of 5 resource persons for PWDs at all levels of education in the district by 2029	Promote special, inclusive, and lifelong education learning for all	2 Increase trained educators, relevant professionals, caregivers and personal assistants for PWDs		AU 1, 3,5 ECOWAS–P5/ SOB5/SOR3

Focus Area: Disability-Inclusive Development

Lack of physical access to public and private structures for PWDs	Ensure inclusive development	To provide access to all public structures in the district by 2029	Eliminate discrimination in all forms and protect the rights and entitlements of PWDs	Enforce compliance of the Ghana Accessibility Standards on Built Environment adopted in 2016 to facilitate access to public places for PWDs	Disability Inclusive Programme	AU 1, 3,5 ECOWAS–P5/ SOB5/SOR3
Absence of special learning aids for PWDs		Support to provide special learning aids for PWDs	Promote special, inclusive, and lifelong education learning for all	Provide incentives for manufacturers of teaching and learning aids and assistive devices and facilities needed for PWDs		AU 1, 3,5 ECOWAS–P5/ SOB5/SOR3
Inadequate opportunities for people with disabilities to contribute to society		To create a level playing field for people in the district	Promote active participation and equal inclusion of PWDs in all dimensions of social and economic development	Enhance the decentralisation of the National Council on Persons with Disability to facilitate the mainstreaming of disability into local governance		AU 1, 3,5 ECOWAS–P5/ SOB5/SOR3

Focus Area: Child Protection and Development

Abuse and exploitation of children engaged in hazardous forms of labour	Ensure the protection of child rights	To reduce exploitation of children engaged in hazardous forms of labour	Prevent and protect children from all forms of violence, abuse, neglect and exploitation	Expedite the implementation of the Ghana Accelerated Action Plan against Child Labour	Child Development Programme	(SDG Targets 5.3, 16.2, 16.3)
---	---------------------------------------	---	--	---	-----------------------------	-------------------------------

Low awareness of child protection laws and policies		To create more awareness on child protection laws and policies	Promote the rights and welfare of children	Intensify the implementation of Child Right Conversion		ECOWAS–P2/SOB2/SOR3
Weak enforcement of laws and rights of children		To enforce laws and rights of children	Promote the rights and welfare of children	Strengthen mainstreaming of child development and protection issues into development plans and budgets of MDAs and MMDAs		ECOWAS–P2/SOB2/SOR3, SDG Targets 5.c, 16.2

Focus Area: Youth Development

High levels of unemployment and under-employment amongst the youth	Provide employment opportunities for the youth	To create 300 employment opportunities for the youth by 2029	Promote effective participation of the youth in socioeconomic development	Develop and implement youth employment and entrepreneurship programmes such as National Apprenticeship, One Million Coders and <i>Adwumawura</i> programmes	Youth Empowerment Programme	AU 1,3,5, 12,20 ECOWAS–P5/SOB5/SOR3
Inadequate opportunities for retraining, skills upgrade, and innovation	Promote quality human resource for the Assembly	To facilitate human resource development and management by 2029	Improve human capital development and management	Strengthen and promote schemes that support skills training, internship, and modern apprenticeship.	Human Resource Development and Management Programme	(SDG Targets 4.4, 8.3, 8.6)

DEVELOPMENT DIMENSION: ENVIRONMENT AND HUMAN SETTLEMENTS DEVELOPMENT

Prioritized Development Issue	Goals	Objective	Aligned National Objectives	Strategies	Development Programmes	Global/Regional linkages
-------------------------------	-------	-----------	-----------------------------	------------	------------------------	--------------------------

Focus Area: Deforestation, Desertification and Soil Erosion

Over logging of timber plantation leading to low forest cover	Support the sustainable use of forest resources	To improve forest cover in the district by 2029	Promote sustainable use of forest and wildlife resources	Promote the development of viable forest and wildlife-based industries and livelihoods	Afforestation Programme	SDG Target 15.2, 15.3, 15.c, U Target A1 G7 P2 T2
High dependence on wood fuel			Promote sustainable use of forest and wildlife resources	Promote the development of viable forest and wildlife-based industries and livelihoods		

Incidence of wildfire affecting lives, property and wildlife		To sensitise 25 communities on bushfires	Combat deforestation, desertification and soil erosion	Ensure enforcement of National Wildfire Management Policy and byelaws on wildfires		(SDG Targets 15.1, 15.9) (AU Target A1 G7 P3 T1)
Poor agronomic practices among farmers in the district	Promote sustainable farming	To reduce Poor agronomic practices among farmers by 20% in the district by 2029	Promote sustainable use of forest and wildlife resources	Intensify public education on indiscriminate disposal of waste		SDG Target 3.9, 6.3, 16.b, AU Target A1 G7 P3 T

Focus area: Environmental Pollution

Improper disposal of solid and liquid waste			Reduce Environmental Pollution	Intensify enforcement of regulations and standards on air, soil and noise pollution including open burning	Waste management and disaster prevention Programme	SDG 3, 6, 7, 8,9, 11, 12, 13,14, 15,16, AU Target A1 G7 P3 T1 ECOWAS-P4/ SOB4/SOR3
Indiscriminate use of weedicide			Promote sustainable use of forest and wildlife resources	Improve incentives and other measures to encourage users of environmental resources to adopt less exploitative and non-degrading practices in agriculture particularly the indiscriminate use of agro-chemicals.		SDG Targets, 15.1,15.2, 15.3, (AU Target A1 G7 P2 T2)

Focus area: Climate Variability and Change

Vulnerability and variability to climate change affecting livelihoods	Ensure sustainable food production	To train 10 AEAs on climate management practices by 2029	Enhance climate change resilience	Promote climate-resilience interventions for vulnerable groups especially women	Climate Change Adaptation Programme	SDG Targets 1.5, 13.1,
Low capacity to adapt to climate change management practices			Enhance climate change resilience	Develop capacity to access Global Climate Funds		SDG 8, 12, 13,15, 16 ECOWAS-P4/ SOB4/SOR3

Focus area: Transport: Road, Rail, Air and Water

Poor road network across the district	Provide efficient transportation network in the district	To facilitate the rehabilitation of 15 feeder roads in the district by 2029	Improve efficiency and effectiveness of road transport infrastructure and services	Expand and maintain road transport infrastructure	Transportation Programme	SDG Target 9.1, 11.2, AU Target A2 G10 P1 T1 & 2
Under-utilization of the transportation potential of Volta Lake due to high risk of boat accidents		To promote the utilisation of the Volta Lake Transport as a tourist site by 2029	Develop and promote inland water transport system	1 Recapitalize the Volta Lake Transport Company as a subsidiary entity under the Ghana Port and Harbour Authority into a major transportation artery for the haulage of cargo and passengers.		SDG Targets 9.1, 9.a, 11.2, AU Target A1 G6 P2 T2
Poor drainage system		To construct the drainage system of Yeji, Parambo, Sawaba, Cherepo, and other communities in the District by 2029	Improve efficiency and effectiveness of road transport infrastructure and services	Expand and maintain road transport infrastructure		SDG Target 9.1, 11.2, AU Target A2 G10 P1 T1 & 2
Poor and inadequate maintenance of infrastructure		To maintain road infrastructure in the district by 2029	Improve efficiency and effectiveness of road transport infrastructure and services	Expand and maintain road transport infrastructure		SDG Target 9.1, 11.2 and AU Target A2 G10 P1 T1 & 2

Focus area: Energy and Petroleum

Difficulty in the extension of grid electricity to remote island communities	Ensure access to electricity	To increase electricity coverage in the district by 2029	Enhance access to clean and affordable energy	Expand the provision of mini-grids to island and other hard-to-reach communities (SDG Targets	Electrification Programme	SDG 1, 7, 8, 9, 10, 11, 12, 14, 16, 17 AU1, 6, 7, 9, 10, 20 ECOWAS-P4/SOB4/SOR3
Low Coverage of Electricity in the district			Enhance access to clean and affordable energy	Review the Self-Help Electrification Project (SHEP) and use means testing approaches to enable the poor to connect to the national grid		SDG Target 1.4, 7.1 and AU Target A1 G7 P6 T2)

Focus area: Human Settlements Development

Poor layout in the communities' due lack of sensitization on building regulations	Ensure resilient district	To prepare layouts for Major communities in the district by 2029	Promote sustainable spatially integrated development of human settlements	Facilitate the preparation and implementation of human settlement policy	Physical and Spatial Planning Programme	SDG Targets 11.a, 11.b, AU Target A1 G1 P4 T1
---	---------------------------	--	---	--	---	---

DEVELOPMENT DIMENSION: GOVERNANCE AND INSTITUTIONAL DEVELOPMENT

Prioritized Development Issue	Goals	Objective	Aligned National Objectives	Strategies	Development Programmes	Global/Regional linkages
-------------------------------	-------	-----------	-----------------------------	------------	------------------------	--------------------------

Focus Area: Local Governance and Decentralisation

Weak involvement and participation of citizenry in planning and budgeting	Ensure participatory governance at the local level	To organize 8 town hall meetings to enhance participatory planning and budgeting by 2029	Deepen political and administrative decentralization	Strengthen the People's Assembly concept to encourage citizens to participate in governance	Planning, Budgeting, Monitoring, and evaluation Programme	SDG Targets 16.6, 16.7, 17.1, 17.7, 17.9, 16.3, 16.6, 16.7, 17.18, SDG 9; À l'Agenda 2063 Goal 11 AU-A1-G11-P3, Goal 12 AU-A3-G12-P1-T1
Inadequate exploitation of local opportunities for economic growth and job creation		To implement LED to enhance local development in the district by 2029	Improve decentralised planning	Promote inclusive and participatory planning processes that integrate local economic development (LED) opportunities		SDG Target 8.3, 11.a, 11.3, 16.6, 16.7, 17.9, 17.14, 17.18. ECOWAS Protocol Art. 23, AU Agenda 2063, Goal 4 AU-A1-G4-P1, Goal 10 AUA1-G10-P1, Goal 12 AU-A1-G12-P2
Limited capacity in revenue mobilisation		To train 20 revenue officers to enhance revenue mobilisation by 2029	Strengthen fiscal decentralization	Enhance revenue mobilisation capacity of MMDAs		A1-G4-P1-T1, Goal 12 AU-A1-G12-P1

Focus Area: Public Policy Management

Less community engagement on the implementation of projects awarded at the national level.	Ensure participatory governance	Engage all communities that projects are sited by 2029	Improve policy coherence and alignment with national development goals	Strengthen coordination, and collaboration, and consultations among key stakeholders in policy formulation	Public Accountability Programme	SDG 16.6, 16.7, 17.4, 17.7, 17.18, 17.19; AU Agenda 2063 Goal 12 AU-A1-G12-P2
--	---------------------------------	--	--	--	---------------------------------	---

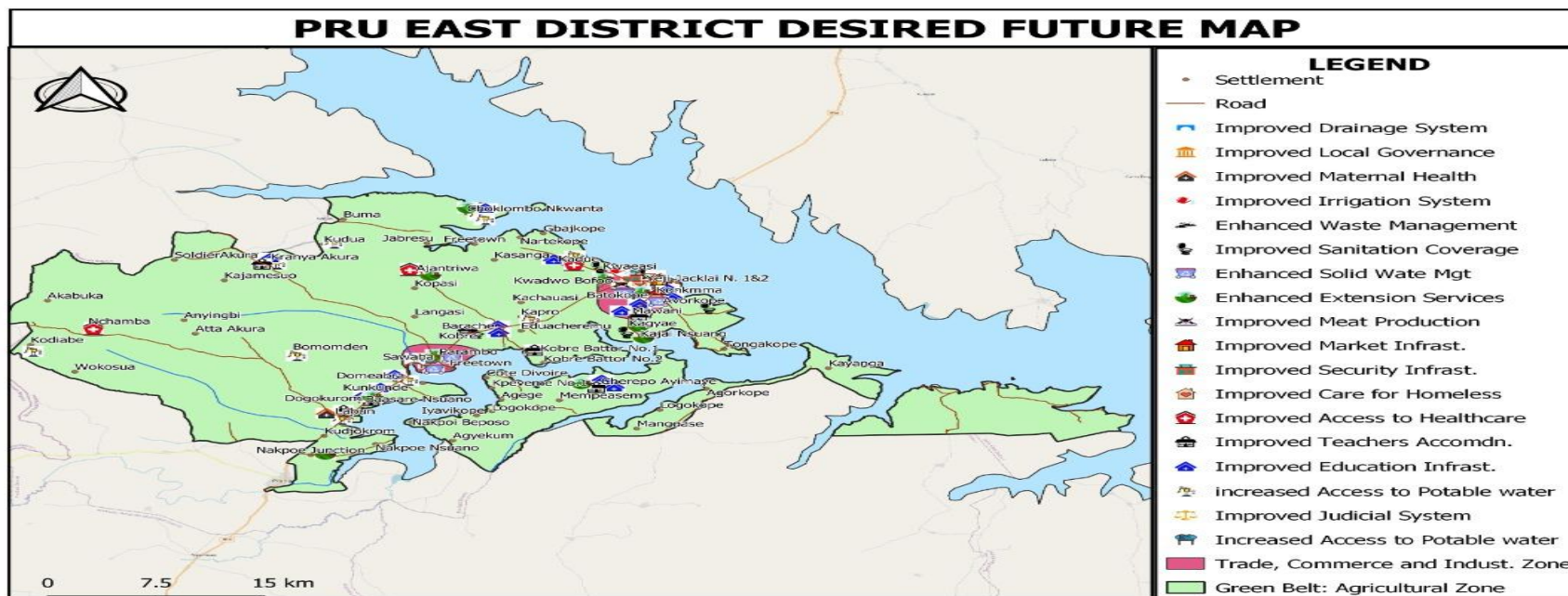
<p>Poor collaboration among traditional authorities, private investors and the public sector in the district.</p>		<p>To collaborate with the 2 traditional authorities on all government policies by 2029</p>	<p>Promote civic and civil society engagement in development</p>	<p>Increase civic participation among traditional authorities and youth</p>		<p>SDG 4.7, 9.c, 9.1 11. b, 11.5, 11.3, 13.1, 16.a, 16.b ,16.1, ,16.3,16.6,16.7,16.10,17.9, 17.17, 17.18, AU Agenda 2063 Goal 7 AU-A1-G7-P3</p>
---	--	---	--	---	--	---

Focus Area: Corruption and Economic Crime

<p>High citizen perception of corruption about public office holders at the district.</p>	<p>Reduce public perception of corruption about the DA</p>	<p>To implement all Audit observations in the district by 2029</p>	<p>Strengthen anti-corruption measures and enhance public integrity</p>	<ul style="list-style-type: none"> Strengthen law enforcement to curb corruption Foster integrity of public office holders 	<p>Public Accountability Programme</p>	<p>SDG 16.3, 16.5;16.6, 16.7, 16.10, 16.a, 16.b, ,17.1, 17.9, 17.17, 17.18, À l'Agenda 2063 Goal 12 AU-A1-G12-P1, P2, P3, P4, P5</p>
---	--	--	---	--	--	--

Source: DPCU, 2025

Figure 4.1: District Desired Map Future Map



CHAPTER FIVE:

5.0 COMPOSITE DEVELOPMENT PROGRAMMES OF THE DISTRICT ASSEMBLY

Introduction

The composite development programmes emanated from the strategies developed in chapter four of this document.

Development Programmes should be formulated based on strategies in Chapter Four. Categorizing related strategies contributing to the same objective under common programmes facilitates cohesive alignment of strategies. The programme should be broad to encompass multiple strategies. In line with the Public Financial Management Act, 2016 (Act 921) and the accompanying Regulation 31 of L.I. 2378, MTDP programmes should cover:

- Medium-term costs of new and ongoing programmes
- Lifetime, total and medium-term cost of new and ongoing development projects

Table 5.1: Composite Plan of Action (POA) From 2026- 2029

Development programme	Timeframe (Year)				Cost			Programme Status		Implementing Institution/Department	
	2026	2027	2028	2029	GoG (000)	IGF (000)	Others (000)	New	On-going	Lead	Collaborating
Good Governance and General Administration					19,105	1,920	0	X	X	DA	DA
Human Resource Development and Management Programme					744	120	0	X	X	DA	DD
Finance and Revenue Enhancement programme					236	40	0	X	X	DA	DD
Planning, Budgeting, Monitoring, and evaluation Programme					1,520	100	0	X	X	DA	GES,DDA
Physical and Spatial Planning Programme					440	384	8	X	X	DA	DPs
Potable Water Supply Programme					13,760	20	3,600	X	X	DA	DPs
Electrification Programme					4,800	0	0	X	X	DA	DPs
Road and Transport Programme					5,680	20	400	X	X	DA	DPs
Education Support Programme					55,600	0	0	X	X	GES	DA
Health Promotion Programme					26,495	0	0	X	X	GHS	DA
Social Welfare (PWDs/Women, Children) Development Programme					6,664	268	204	X	X	DSD	DA
Population management programme					8	20	0	X	X	B&D	DA
Trade and Local Economic Development					43,168	372	0	X	X	BAC	DA,
Agriculture sustainability					2,852	128	0	X	X	DDA	DA
Fisheries and Aquaculture Development Programme					900	56	0	X	X	FC	DA, DP
Environmental Sanitation management Programme					13,938	92	0	X	X	DEHU	DA, TA, DADMO
Disaster Prevention and Management					1,764	60	0	X	X	DADMO	DA, TA, DEHU

Natural Resource Conservation and Afforestation Programme					880	240	0	X	X	DA	DPs
Sub-Totals					198,554	3,840	4,212	206,606,000.00			

Table 5.2: PROGRAMME FINANCING

Programme (PBB)	Programme Cost (A) (GHC 000)	Expected Revenue and Source of Funding						Total (B) GHC 000	Gap (C=B-A) GHC 000	Mechanism to Fill Gap
		GoG (000)	IGF (000)	DACF (000)	DACF-RFG (000)	DPs (GHC 000)	Others (GHC 000)			
Good Governance and General Administration	21,025	0	1,100	5,000	0	0	0	6,100	(14,925)	The gap will be filled through proposals and PPP
Human Resource Development and Management Programme	864	0	100	400	200	0	0	700	(164)	Submission of proposals to DPs NGOs CSOs etc.
Finance Revenue Enhancement programme	276	0	140	50	0	0	0	190	(86)	The gap will be filled through proposals writing
Planning, Budgeting, Monitoring, and evaluation Programme	1,620	0	100	720	0	0	0	820	(800)	Submission of proposals to DPs NGOs CSOs etc.
Physical and Spatial Planning Programme	832	0	10	100	0	120	0	230	(602)	Submission of proposals to DPs NGOs CSOs etc.
Potable Water Supply Programme	17,380	0	20	9,895.04	0	0	0	9,915.04	(7464.96)	Submission of proposals to DPs NGOs CSOs etc.
Electrification Programme	4,800	0	0	4,000	0	0	0	4,000	(800)	Submission of proposals to DPs NGOs CSOs etc.
Road and Transport Programme	6,100	0	20	4,000	0	0	0	4,020	(2,080)	Submission of proposals to DPs NGOs CSOs etc.
Education Support Programme	55,600	2,900	0	19,790.08	0	0	0	22,690.08	(32,910)	Submission of proposals to DPs NGOs CSOs etc.
Health Promotion Programme	26,495	2,900	0	9,895.04	0	0	0	9,895.04	(16,599.96)	Submission of proposals to DPs NGOs CSOs etc.
Social Welfare (PWDs/Women, Children) Development Programme	7,136	0	0	358	120	0	0	478	(6,658.00)	Submission of proposals to DPs NGOs CSOs etc.

Population management programme	28	0	5	0	0	0	0	5	(23.00)	Submission of proposals to DPs NGOs CSOs etc.
Trade and Local Economic Development	43,540	0	14.4	24,737.61	0	0	0	24,752.01	(18,787.99)	The gap be will be filled through proposals and PPP arrangements
Agriculture sustainability	2,980	0	100	420	0	0	0	520	(2,460.00)	Submission of proposals to DPs NGOs CSOs etc.
Fisheries and Aquaculture Development Programme	956	56	0	0	0	0	0	56	(900.00)	Submission of proposals to DPs NGOs CSOs etc.
Environmental Sanitation management Programme	14,030	0	92	9,895.04	0	0	0	9,987.04	(4,042.96)	The gap be will be filled through proposals and PPP arrangements
Disaster Prevention and Management	1,824	0	80	625.08	0	0	0	705.08	(1,118.92)	Submission of proposals to DPs NGOs CSOs etc.
Natural Resource Conservation and Afforestation Programme	1120	0	100	400	0	0	0	500	(620.00)	Submission of proposals to DPs NGOs CSOs etc.
	206,606	5856	1,881	90,286	320	120	0	95,563	(111,043)	

The figures in this table are in Ghanaian currency (Ghana Cedis)

5.1 Revenue Generation Measures

The programme financing as in table 5.2 shows that the total cost of the programme is GH¢ 206,606.00 and the projected source of financing the project is 95,563 and this implies that the Assembly has capacity of financing 46.25% of the cost. The gap which is GH¢111,043.00 (53.75%) would be financed through public private partnership, proposals to major development stakeholders, exploring into other sources of revenue such as property rate, revenue taskforce, Integrated Assembly Financing Framework, among others.

District administration is heavily dependent on resource availability. The Pru East District Assembly in planning interventions for the medium term, 2026-2029 must necessarily put in place measures to raise resources to meet the development programmes of the plan. The MTDP is financed from a range of sources. Based on realistic assumptions and the anticipated expenditure levels of the district projections have been made for revenue items. Revenue shortfalls and how gaps would be closed are dealt with in the indicative financial of the DMTDP.

Assumptions

1. Revenues would grow at an annual rate of 15%.
2. Increase in general and agricultural productivity by an annual rate of 5%
3. Reviews in the regimes governing taxes in the district
4. Compilation of an up-to-date database on rateable items
5. Increase in the staff strength of revenue collectors
6. Improved revenue monitoring
7. The district would perform well to benefit from DPAT
8. There would be improvement in the disbursements of common fund

5.2 Assumptions and Methodologies used for costing.

Costing uses key assumptions like inflationary trends, capacity utilization, and cost behavior (fixed vs. variable) alongside methodologies such as FIFO, LIFO, weighted average, or specific identification to allocate costs to goods or projects. These methods determine inventory valuation and cost of goods sold, while engineering, parametric, and analogy techniques estimate project costs.

5.2.1 Core Costing Assumptions

- Costs are assumed to be fixed (unchanging with volume), variable (directly proportional to volume), or semi-variable.
- Assumptions about the order in which inventory items are sold, such as FIFO (first-in, first-out), LIFO (last-in, first-out), or weighted average.
- Costs are often assumed to increase linearly with activity levels within a relevant range.
- Assumptions regarding inflation rates, labor rates, and material cost fluctuations.
- In policy costing, assumptions are made about how individuals or groups will change their behavior in response to changes in tax rates or incentives.
- Corporate Finance Institute
-

5.2.2 Methodologies Used for Costing

- Assumes the oldest inventory items are sold first, resulting in ending inventory reflecting recent costs.
- Assumes the most recently purchased/produced items are sold first.
- Assigns costs based on the average cost of all goods available for sale during the period.
- Tracks the exact cost of each specific unit sold, typically used for unique, high-cost items.
- Assigns costs to specific, unique jobs or customer orders.
- Averages costs over large numbers of identical units, commonly used in continuous production environments.
- Cost estimation techniques by using Includes Analogy (using past project data), Parametric (using statistical relationships), and Engineering (bottom-up, detailed calculations).

5.3 Revenue Utilisation Measures

Revenues and expenditures are intricately related. It is only possible to spend after one has generated. However, prudent fiscal management, transparency, accountability and fiscal discipline are important factors in the expenditure management frame. The Pru East District Assembly must in this regard abide by the measures outlined in the Financial Administration Act, 2003 (Act 654), Internal Audit Act, 2003 (Act 658) and the Public Procurement Act, 2003 (Act 663) in the disbursement and utilization of public resources. Besides these, district bye laws and regulations governing financial administration must be adhered to. Assumptions

1. Monitoring of interventions under the MTDP would be intensified
2. Security patrols across the district would also be intensified
3. Distance between the District and the Regional capital is a major determinant of travel expenditures
4. Maintenance plans of the district would be implemented
5. Intensification of capital investments that would lead to development
6. Fiscal discipline in the management of district finances
7. Expenditure will be curtailed while efforts are made to pay outstanding bill

5.4 Strategic Environmental Assessment of Formulated Programmes

The objective of this Strategic Environmental Assessment (SEA) subjects the policies, plans and programmes of the Pru East District Assembly to SEA tools by mainstream environmental conditions into the DMTDP. The SEA tools used in Compatibility Matrices as well as Sustainability Tests. These were done to establish the degree to which policies support or work against each other and the impacts that various activities will have on the environment. All constructional activities will impact negatively on the environment, particularly on natural resources. However, the implementation of all the activities in the DMTDP will generally improve socio-economic infrastructure and livelihoods. This would have positive impact on the economy of the District. The detail of sustainability test on the project is attached in appendix 1

CHAPTERS SIX

6.0 ANNUAL ACTION PLANS

Introduction

An annual action plan consisting of projects should be formulated to implement the development programmes in Chapter Five. These could be new or ongoing projects. The cost of the project have taken into consideration the medium-term expenditure framework as provided by Ministry of Finance. The annual action plans took into consideration of all the development programmes in chapter five and cross cutting and emerging development themes. There are annual action plans for four years spanning from 2026, 2027, 2028, and 2029. (MTDP, 2026-2029)

Table 6.1: PRU EAST DISTRICT ANNUAL ACTION PLAN FOR 2026

Projects	Location	Timeframe (2026)				Cost			Programme Status		Implementing Institution/Dpt	
		Q1	Q2	Q3	Q4	GoG GHC (000)	IGF GHC (000)	Others GHC(0 00)	New	On- going	Lead	Collaborating
Objective: To ensure participatory governance at the local level												
Programme : Good Governance and General Administration Programme												
1. Repairs, Insurance & running expenses of Official Vehicles & other Equipment	Yeji					100	20	0	X	-	DA	DD, DVLA, Insurance Companies
2. Support routine administrative activities of the DA and Decentralized Dept.	Yeji					200,	50	0	X	-	DA	DD
3. Organize general assembly, executive committee and sub-committee meetings	Yeji					70	0	0	X	-	DA	ACs, C'nities, Private Sector
4. Purchase of utilities and stationery for office uses	Yeji					70	30	0	X	-	DA	DD
5. Promote security and maintain peace in the District	District wide					200	0	0	X	-	DA	GPS, Military, TAs etc
6. Support NALAG Activities	Yeji					79.20	10	0	X	-	DA	Assembly members
7. Data collection of household toilet facilities across the Pru East District.	District wide					0	0	5	X	-	Statistic al Dep,t.	MIS,REV UNIT, Assembly Members,
8. Sensitization of Heads of Department on the Pru East MPI report PHC.	District wide					0	3	0	X	-	Statistic al Dep,t.	DPCU

9. Procure office supplies, equipment and servicing of computers and printers, and buy and install windows, office and antivirus software	Yeji					0	5	0	X	-	MIS Unit	DA
10. Procure printers and computers for the Assembly	Yeji					0	10	0	X	-	MIS Unit	DA
11. Annual renewal of webhosting and secure socket layer certificate for PEDAs website	Accra					0	5	0	X	-	MIS Unit	NITA, SMARK Infranco
12. Explore, showcase, and promote iconic and tourism potential of the District on PEDAs website	Yeji					0	2	0	X	-	MIS Unit	Media stations in the District
13. Construction and completion of 1No. Assembly complex for decentralised departments	Yeji					26.50	0	0	-	X	DA	MLGRD, TAs
14. Complete the construction 1No. Court Building	Yeji					54.50	0	0	-	X	DA	JS
15. Construction and Completion of 2-Story Police Head Quarters at Yeji (Phase I)	Yeji					1,712.16	0	0	-	X	DA	GPS
16. Construction of fence wall and gravelling around proposed court	Yeji					26.10	0	0	-	X	DA	GJS

17. Rehabilitate of DA bungalows and other structures	Yeji					1,030.16	20	0	-	X	DA	GHS,GES, TA, DPs
18. Support the implementation of Development Communication Strategy	District wide					500	0	0	-	X	DA	Hon, Assembly members, T.A, Private Sector, etc
Sub-total						3,568.62	155	5		3,728.62		
Objective: To facilitate human resource development and management by 2026												
Programme: Human Resource Development and Management Programme												
19. 18. Organize in-service training/workshops for staff and Hon. Assembly members on LGS protocols, administrative procedures, and emerging HR trends.	Yeji					40	2	0	-	X	DA	DPs
20. Facilitation of appraisal processes, review meetings, printing of appraisal forms, and feedback sessions with departments.	Yeji					20	6	0	X	-	HRD	DA, HOD/U'S
21. Organize sensitization sessions on HR policies, LGS code of conduct, and workplace discipline.	Yeji					19.50	5	0	X	-	HRD	DA, DPs
22. Promote staff welfare, team cohesion, and occupational health.	Yeji					20.	0	0	X	-	HRD	DA, Depart'ts
23. Undertake demand driven capacity building programmes	Yeji					60	0	0	X	-	HRD	DA, Depar'ts

24. Organize training on communication, ICT support, minor repairs, refreshments for HR activities in Department	Yeji					4	10	0	X	-	HRD	DA, Depart'ts
25. Support implementation of knowledge management and learning frameworks	Yeji					20	10	0	X	-	HRD	DA, Depart'ts
Sub-total						163.5	23	0	186.5			
Objective: To create an enabling Environment for improved revenue mobilisation by 2026												
Programme: Finance and Revenue improvement Programme												
26. Sensitize tax payers on the importance of tax payment ie fees, licenses, fines, rents, property rate, business operating permit	Yeji					5	2	0	X	-	DA	DPs
27. Intensify registration of business for update of revenue data	Yeji					1	1	0	X	-	DA	DPs, business ass.
28. Implement revenue improvement action plan	Yeji					1	1	0	X	-	DA	DPs, business ass., DD
29. Organize Quarterly Audit Committee Meetings	Yeji					40	0	0	X	-	AU	DA
Sub-total						47	4	0	51			
To enhance participatory planning and budgeting by 2026												
Programme: Planning, Budgeting, Monitoring, and Evaluation Programme												
30. Organize quarterly DPCU meetings	DA					80	0	0	X	-	DA	Decentralised, Units
31. Prepare Annual Action Plan for 2028	Yeji					10	5	0	X	-	DA	DD, Units, TA. MP etc

32. Prepare composite budget for 2028	Yeji					10	5	0	X	-	DA	DD, Units, TA. MP etc
33. Conduct 3 Town Hall Meetings on the Preparation and Implementation of the AAP and the Composite Budget	Yeji					70	0	0	X	-	DPCU	MLGRD, MOFEP, EPA, ACs, C'nities, Private Sector
34. Organize budget committee meetings	Yeji					40	0	0	X	-	DA	Decentralised, Units
35. Prepare District Medium Term Development Plan for 2026 to 2029	Yeji					150	0	0	X	-	DA	TA, BERCC, MLGDRD,
36. Organize 2 joint stakeholder meeting and planning session for the year 2025	Yeji					50	0	0	X	-	PU	DA
37. Organize 2 stakeholders engagement with Traditional authorities, farmers and cattle owners	Yeji					10	0	0	X	-	PU	T.A., Farmers, Cattle owners
38. Conduct participatory planning, monitoring, and evaluation DA projects and programmes	Yeji					120	0	0	X	-	DPCU	DA, Departments and Units
Sub-total						540	10	0	550			
Objective: To improve access to water supply, sanitation and hygiene in the district by 2026												
Programme: Potable Water Supply Programme												
39. Facilitate provision of potable water (expand Yeji Water System and Restore Parambo/Sawaba water system)	Yeji, Parambo-Sawaba & Konkoma					30	0	500	X	-	DA	CWSA, Fisheries Commission

40. Collaborate with service providers such as VRA, and CWSA to provide services to community members	District Wide					15	0	0	X	-	DA	Telecommunication Companies, T.As..
41. Complete drilling and Mechanization of 10No. Boreholes with Concrete Stand with 2No 3000Ltrs Polytank each and solar Power	Kakrunji Junction, Kakrunji, Kyirikron o Kura, Konkonsa Kura, Chokolombo Nkwanta, Kabumaji, Kwayease, Assembly Village, Yeji Girls Model, Kobre, Bankama Nsuano, Kadue, Konkoma Clinic, Konkoma, Parambo,					2,473.76	0	0	-	X	DA	CWSA, TA
42. Drilling of 10 No. boreholes with hand pump in the communities	Kofi Basare Nsuano,,					1,100	0	0	-	X	DA	CWSA, TA

	Bakamba Nsuano, Parambo Nsuano, Nakpei etc											
43. Drilling and Mechanization of 10No. Boreholes with Concrete Stand with 2No 3000Ltrs Polytank each and solar Power	Yeji SHTS, Harbour Clinic, station 1, main market, GES Office					2,295	0	0	-	X	DA	CWSA, TA
44. Rehabilitate. the existing 20No boreholes in the District	District wide					1,000	0	0	-	X	DA	CWSA, TA
Sub-total						6,913.76	0	500	7,413.76			
Objective: To prepare layouts for Major communities in the district by 2026												
Programme : Physical and Spatial Planning Programme												
45. Verified digitalized Street Names (Ground truthing)	Yeji and Sawaba					4	10	2	-	X	DPP	DA, DPs
46. Procurement and Installation of Property Addressing Plates	Yeji					0	20	3	-	X	DPP	DA, DPs
47. Procurement and Installation of Signages	Yeji					0	30	2	-	X	DPP	Departments, BERCC, Private sector, T.A.
48. Preparation of District Structural Plan.	Yeji/Sawaba					50	0	0	-	X	DPP	Departments, BERCC, Private sector, T.A.

49. Preparation of planning scheme.	Kojo Buffour, Kachawura, Konkoma					0	10	3	-	X	DPP	Departments, BERCC, Private sector, T.A.
50. Organize a sensitization programme on permitting and building regulation	Yeji					0	15	4	X		PPD	WORKS
51. Support Department on Development Control Activities.	District Wide					2	5	5	-	X	DDP	WORKS
52. Organize monthly Technical and Spatial Sub-committees meetings.	Yeji					30	6	0	-	X	PPD	WORKS, SPC
53. Prepare spatial development framework for the District.	Yeji and Parambo-Sawaba					50	0	0	X	-	PPD	WORKS, SPC
Sub-total						136	96	19	251			
Objective: To increase electricity coverage in the district by 2026												
Programme : Electrification Programme												
54. Procurement of 10No. Electricity Meter to connect Existing Boreholes	Yeji, Parambo, Sawaba, etc					45	0	0	-	X	DA	VRA, Private Sector
55. Maintain street lights in communities	Yeji, Parambo, Sawaba, Labun Quarters, Kofi Basare					100	0	0	-	X	DA	VRA, Private Sector

	Konkoma											
56. Provision of electricity in communities in the District	Suburb of Konkoma and Yeji, Kadue, Accra Town, Kyeame Akura, Avorkope, Domeabra, Alhaji Akura, Cherepo-Ayimaye, Ningokope, Jatakpo, etc					100	0	0	-	X	DA	VRA, Private Sector, MP
Sub-total						245	0	0	245			
Objective: To provide efficient transportation networks in the district												
Programme : Road and Transport Programme												
57. Rehabilitation of feeder roads in the District	Selected roads					300	0	100	-	X	DA	GoG, Feeder Roads
58. Tarring of 10 kilometres township roads	Yeji					100	0	0	-	X	DA	GoG, Feeder Roads
59. Construction of 8No speed ramps in the District	Yeji, Ansarusuna/Assembly Village Junction,					0	400	0	-	X	DA	GoG, Ghana Highway Authority

	Kofi Basare, Labun Quarters, Bankamba										
60. Facilitate supply of life jackets to boat operators for passengers use	Yeji				200	0	0	-	X	DA	Ghana Maritime Authority, Ghana Navy, Boat owners Association
61. Collaborate with Ghana Navy to conduct regular training on swimming and rescuing during boat accident.	Yeji				100	5	0	-	X	DA	Ghana Maritime Authority, Ghana Navy, Boat owners Association
Sub-total					700	405	100	1,205			
Objective: To Support build a resilient education sector in the district											
Programme: Education Support Programme											
62. Complete Construction of 6-unit Teachers Compound House- Quarters with Ancillary Facilities at	Cherepo Ayemaye				151.15	10	0	X	-	DA	GES, TA
63. Absorb Parambo Day Senior High School as public senior high school	Parambo				300	0	0	X	-	MP	GES, TA, PEDA
64. Construct 3No. 3-Unit Classroom Block with Office, changing room, toilet, urinal, and store	Issaka Akura, Battor Kope, and Kadue				3,000	0	0	X	-	MP	GES, TA, PEDA

65. Provide financial support to brilliant but needy students in the District	District Wide					200	0	0	X	-	MP	GES, PEDA
66. Organize annual best teacher/ educational workers awards	Yeji					200	0	0	X	-	MP	GES, PEDA
67. Complete Construction of 3-unit classroom block with urinal and and rehabilitation of 3-unit classroom block at Jaklai 2 D/A Primary School	Jaklai 2					173	0	0	X	-	DA	GES, TA, Premix
68. Organise STME Clinic	Yeji and Sawaba					20	0	0	-	X	DA	GES, TA
69. Celebration of independence Day	Yeji					100	0	0	-	X	DA	GES, TA, youth groups, etc
70. Support brilliant but needy students	District wide					100	0	0	-	X	DA	GES, TA
71. Support the organisation of BECE/My First Day at School	District wide					20	0	0	-	X	DA	GES, TA
72. Procure 2000No. Dual Desk with Metal Legs and Wooden Top	Selected Schools					3,600	0	0	-	X	DA	GES, TA
73. Procure 600No. Mono Desk with Metal Legs and Wooden Top	Selected Schools					900	0	0	-	X	DA	GES, TA
74. Procure 100No. KG Table with 600No.Chairs	Selected Schools					200	0	0	-	X	DA	GES, TA

75. Supply of 126No. Teachears' Table with 126No Chairs, 22No. Headmasters' Table with 22No. Headmasters' Arm Chairs, and 54No. Visitors' Chairs	Selected Schools					247.70	0	0	-	X	DA	GES, TA
76. Complete construction of KG Block with Resting Room, Store and Office at Sawaba D/A Primary and Construction of 4Unit KVIP with 2unit Urinal	Sawaba					550.19	0	0	X	-	DA	GES, TA
77. Construction of KG Block with Resting Room, Store and Office at Konkoma D/A Primary and Construction of 4Unit KVIP with 2unit Urinal	Konkoma					550	0	0	X	-	DA	GES, TA
78. Complete construction of 6-Unit Classroom Primary Block with Changing Room, Store and Office at Yeji AI-Iman and Construction of 4Unit KVIP with 2unit Urinal	Yeji					1,172.49	0	0	X	-	DA	GES, TA
79. Complete construction of 3-Unit JHS Classroom Block with Changing Room, Staff Common Room and and	Kwayease					751.09	0	0	X	-	DA	GES, TA

Construction of 4Unit KVIP with 2unit Urinal Office at Kwayease												
80. Construction of 3-Unit Classroom Block with Changing Room, Staff Common Room and Construction of 4Unit KVIP with 2unit Urinal Office at Darul-Saeed Islamic School	Sawaba					900	0	0	X	-	DA	GES, TA
81. Construction of 6-Unit Classroom Block with Changing Room, Staff Common Room and Construction of 4Unit KVIP with 2unit Urinal Office at Kyeame Akura	Kyeame Akura					1,800	0	0	X	-	DA	GES, TA
Sub-total						14,935.62	10	0	14,945.62			
Objective: To improve quality healthcare in the district by 2026												
Programme: Health promotion Programme												
82. Construction of 1No. CHPS Compound with staff accommodation, water, electricity, wc toilet and baths	Vutideke					2,200	0	0	X	-	PEDA	MP GHS, TA,
83. Construction of 1No. Maternity ward with water, electricity, wc toilet and baths	Kofi Basare					700	0	0	X	-	PEDA	MP GHS, TA,

84. Renovation and upgrading of Harbour Clinic	Yeji					550	0	0	X	-	MP	GHS, TA, PEDA
85. Register and renew NHIS for children and first year SHS students	District wide					200	0	0	X	-	MP	GHS, TA, PEDA
86. Complete Construction of CHPS Compound with staff accommodation at Chokolombo Nkwanta	Chokolombo Nkwanta					700	0	0	X	-	DA	GHS, TA
87. Complete Construction of CHPS Compound with staff accommodation at Kwayease	Kwayease					700	0	0	X	-	DA	GHS, TA
88. Provision of solar power to Kadue CHPS Compound	Kadue					302	0	0	X	-	DA	GHS, TA
89. Extention of Electricity to Konkoma CHPS Compound with Transformer	Konkoma					200	0	0	X	-	DA	GHS, TA
90. Supply of hospital equipment to CHPS Compounds at Kadue, Konkoma, Chokolombo Nkwanta and Kwayease with beddings	Kadue, Konkoma, Chokolombo Nkwanta and Kwayease with beddings					1,073.76	0	0	X	-	DA	GHS, TA
91. Organize annual best health workers award	Yeji					150	0	0	X	-	MP	PEDA GHS,

92. Organize Quarterly HIV/AIDS counselling, sensitization, and test in the District	Yeji and Sawaba					123.69	0	0	X	-	DA	GHS, Private sector
Sub-total						6,899.45	0	0	6,899.45			
Objective: To create more awareness of PWDs and child protection laws and policies												
Programme: Social Welfare (PWDs/Women, Children) Development Programme												
93. Conduct sensitization on child protection concerns using CP Tool-Kits.	Ten communities (10)					2	2	1	X	-	DSD	DA, CSOs, NGOs
94. Identify, register and mediate Fifty (50) family and child welfare cases.	District Wide					2	3	1	X	-	DSD	DA, CSOs, NGOs
95. Identify, register, and socio-economically empower Persons with disabilities (PWDs), in the District.	District Wide					200	2	0	X	-	DSD	DA, CSOs, NGOs
96. Monitor and supervise payment of LEAP cash grants to all beneficiary households.	28 communities					2	1	0	X	-	DSD	DA, CSOs, NGOs
97. Organize two (2) capacity building training for social services providers and key stakeholders to promote effective coordination in providing social services to children in need of care in an efficient and cost effective manner.	District wide					5	4	30	X	-	DS	DA, TA

98. Educate and encourage formation of village savings and loans groups for women in communities for capital mobilization for business set-ups.	In four communities					3	2	0	X	-	DSD	DA, CSOs, NGOs
99. Provide probation services at the district court to promote social justices for children in contact or in conflict with the law	Yeji					2	1	1	X	-	DSD	DA, NGOs
100. Conduct search and rescue exercise for victims of child trafficking and labor for rehabilitation, reintegration, and reunification	District wide					5	0	5	X	-	DSD	DA, CSOs, NGOs
101. Identify and register vulnerable groups onto NHIS free registration exercise.	District Wide					3	1	2	X	-	DSD	NHIS, DA, CSOs, NGOs
102. Form, inaugurate, and train community child protection committees to promote child protection and referrals of case for quick responds and redress.	In six (6) communities					4	0	1	X	-	DSD	DA, CSOs, NGOs
103. Organize public sensitization through radio and community durbars on child labor, child	Five communities					5	0	4	X	-	DSD	DA, CSOs, NGOs, NCCE, CHRAJ

trafficking, child marriage, child rights and responsibilities and good parenting.												
104. Organize public awareness creation on Sexual and Gender Based Violence (SGBV), online sexual abuse and other gender base issues.	In five (5) schools and five (5) communities					5	1	1	X	-	DSD	DA, NGOs,
105. Procurement of office logistics, consumables and payment of bills.	Yeji					10	0	3	X	-	DSD	DA, NGOs
106. Stakeholders sensitization on road safety in the District	District-wide					40	0	0	X	-	DA	T.A., Assembly member GPS , HODs and Agencies, CSO, Media Houses, GPRTU, General Public, etc
107. Promote self-help initiatives in the district	District-wide					140	6	0	X	-	DA	Private Sector, T.As. etc
108. Organize 6 clean-up exercises/communal labour in all Area Councils	Area Council Seats					0	6	0	X	-	AC	DA, Private Sector, T.As. etc
109. Organize 3 meetings each at the 6 area councils	Area Council Seats					0	20	0	X	-	AC	DA, Private Sector, T.As. etc
110. Rehabilitation of Konkoma Area Council Office	Konkoma					200	30	0	X	-	Konkoma AC	DA, Private Sector, T.As. etc
Sub-total						628	79	49	756			

Objective: To reduce child marriage and teenage pregnancy by 80% in 2026												
Programme: Population management programme												
111. Sensitize the public on the need to register birth and death in the District	District Wide					2	5	0	X	-	B&D	DA
Sub-total						2	5	0	7			
Objective: To create employment opportunities through LED by 2026												
Programme: Trade and Local Economic Development programme												
112. Construction and Electrification of 3No. 2-Storey 20 Lockable Store, Sick bay, Children Holding Rest room and Furnishing at Station 1	Yeji					6,041.20	0	0	X	-	DA	MLGCRA, TA,
113. Construction and Electrification of 3No. 2-Storey 20 Lockable Store, Sick bay, Children Holding Rest room and Furnishing at Yeji main market	Yeji main market					8,000	0	0	X	-	DA	MLGCRA, TA,
114. Gravelling and rehabilitation of Yeji Harbour Market	Yeji					143.20	0	0	X	-	DA	MLGCRA, TA,
115. Completion of Meat shop -Middle Belt	Yeji					750	0	0	X	-	DA	MLGCRA, TA,
116. Rehabilitation of Slaughter House	Yeji					500	0	0	X	-	DA	MLGCRA, TA,
117. Completion of Market stalls -Middle Belt	Yeji					360	0	0	X	-	DA	MLGCRA, TA,
118. Management training for artisans in the District	Yeji					30	5	0	X	-	BAC	DA, GEA

119. Business Registration with Registrar General Department (RGD)	Yeji					2	0	0	X	-	BAC	DA
120. National Vocational Training Institute (NVTI) Proficiency Exams for artisans in the District	Yeji, Parambo/s awaba, Konkoma					10	1	0	X	-	BAC	DA
121. Formation and establishment of village saving and loan groups (VSLA) in the District.	District Wide					10	2	0	X	-	BAC	DA
122. Organize and develop grant proposal for women and farmer based groups in the District	District Wide					30	0	0	X	-	BAC	DA
123. Promotional drive for participation in Pantoon fest in Yeji	Yeji					0	5	0	X	-	DA	Alive FM Traditional authorities
124. Promotional drive for participation in Annual swimming competition at Yeji Harbour Lake Site	Yeji					0	30	0	X	-	DA	Alive FM, GMA, Ghana Navy, Traditional authorities, MP
125. Organize and assess progress of income generation activities such as bee keeping at Kachawura	Kachawura					10	0	0	X	-	BAC	C'nities, Private Sector
126. Training and, giving start-up support to women groups in Detergent and Sanitizer production	Yeji					10	0	0	X	-	BAC	MasterCard Foundation, NBSSI, Women's Groups, Asso of PWDs, NGOs, MOWAC

127. Organize quarterly Stakeholders engagement on SMEs activities	Yeji					30	5	0	X	-	BAC	NBSSI, Women's Groups, Asso of PWDs, NGOs, MOWAC, Food Crop Farmers
128. Training of Artisans in financial management	Yeji					20	0	0	X	-	BAC	NBSSI, Women's Groups, Asso of PWDs, NGOs, MOWAC, Food Crop Farmers
129. Conduct 2 Needs Assessment of Artisans	Yeji					10	0	0	X	-	BAC	NBSSI, Women's Groups, Asso of PWDs, NGOs, MOWAC, Food Crop Farmers
130. Build capacity of women and other vulnerable groups in gari processing, pomade and soap making on packaging and assessing financial assistance to enhance their agribusiness	District Wide					40	10	0	X	-	BAC	NBSSI, Women's Groups, Asso of PWDs, NGOs, MOWAC, Food Crop Farmers
131. Organize Training for women in leadership	Yeji					10	0	0	X	-	BAC	NBSSI, Women's Groups, Asso of PWDs, NGOs, MOWAC, Food Crop Farmers
132. Conduct advisory, counseling and extension Services for clients	District Wide					5	5	0	X	-	BAC	BAC, NBSSI, Women's Groups, Asso of PWDs, NGOs, MOWAC, Food Crop Farmers

133. Support BAC to train and provide business services to SMEs Kaizen	District Wide					25	0	0	X	-	BAC	DA, SMEs, RCC & Dept of Co-operatives
134. Build capacity of beneficiaries of graduate youth investment funds on banking culture at the 1D1F.	Brekente					50	0	0	X	-	BAC	DA, SMEs, RCC, & Dept of Co-operatives
Sub-total						16,086.4	63	0	16,149.4			
Objective: To Ensure Sustainable and Resilient Agriculture Production by 2026												
Programme: Agriculture Sustainability Programme												
135. Provision of farm inputs and other resources to improve productivity	District wide					3.54	0	0	X	-	MP	DoA, PEDA
136. Purchase of utilities (electricity, water, communication, internet Service) AND Stationery by December, 2026.	DOA/PEDA-YEJI					40	0	0	X	-	DoA-PEDA	PEDA, VRA, CWSA
137. Servicing of 1 office vehicle, 11 Motobikes and other (Computer and accessories) equipment by December, 2026.	TECHIMAN					8	0	0	X	-	DoA-PEDA	PEDA,
138. Purchase insurance renewal for 1 official vehicle and 11 motor bikes by 2nd quarter, 2026.	DOA/PEDA-YEJI					40	0	0	X	-	DoA-PEDA	PEDA, DVLA
139. Conduct 12 Monthly Technical Review	DOA/PEDA-YEJI					4	0	0	X	-	DoA-PEDA	PEDA

Meetings for staff by December, 2026.												
140. Conduct Listing of Farm Household and Holders and Field Measurement to Establish Yield in 10 Enumeration Areas in the 1st Quarter, 2026.	District-Wide					12	0	0	X	-	DoA-PEDA	PEDA
141. 6 DDOs to make 288 Monitoring Visits to backstop 12 AEA's by December, 2026.	District-Wide					6	0	0	X	-	DoA-PEDA	PEDA
142. DDA to make 24 Supervisory Visits by December, 2026	District-Wide					45	0	0	X	-	DoA-PEDA	PEDA
143. Sensitize and train 3000 (2,000 males, 100 females) rice, yam and maize actors in the value chain to facilitate effective market linkages in the 1st and 2nd Quarter, 2026.	Kwayase, Kachawura, Adjentriwa, Bomoden, Chokolombo, Nkwanta, Kupoa, Konkoma, Koracha, Parambo/Sawaba, Kofi Basari					22	0	0	X	-	DoA-PEDA	PEDA

144. Sensitize and train 1500 (1000 Males, 500 Females) actors in cereals and legumes (Maize, rice, sorghun cowpea) on post-harvest and storage handling to minimize post-harvest losses in the 3rd Quarter, 2026.	District-Wide					7.5	0	0	X	-	DoA-PEDA	PEDA
145. Sensitize and train 500 (100 Males, 400 Females) actors in vegetable (pepper) value chain on proper post-harvest and storage handling to minimize post-harvest losses in the 3rd and 4th Quarter, 2026.	Kojo Boffour, Adjentriw a, Kofi Basari Nsuoano, Sawaba					1.5	0	0	X	-	DoA-PEDA	PEDA
146. Sensitize and train 100 Processors (Cassava dough and Gari) for 30 Males and 70 Females in four communities on proper handling, hygiene and food safety during processing and storage to minimize post-harvest losses in the 2nd Quarter, 2026.	Yeji, Parambo, Kofi Basari					7.5	0	0	X	-	DoA-PEDA	PEDA
147. Sensitize and train 500 livestock farmers (350 males, 150 females) on Bio security recognition and	Kojo Boffour, Habitat, Kwayase					22.50	0	0	X	-	DoA-PEDA	PEDA

basic preventive techniques by the end of 1st Quarter, 2026.												
148. Sensitize and train 1,500 farmers (1000 Males, 500 Females) on climate smart agriculture techniques for crop production by the end of 2nd Quarter, 2026.	Kupua, Yeji, Kofi Basari, Parambo				7.50	0	0	X	-	DoA-PEDA	PEDA	
149. Sensitize and train 500 farmers (300 males, 200 females) on responsible use of pesticide by the end of 2nd Quarter, 2026.	Yeji, Sawaba				10	0	0	X	-	DoA-PED	PEDA	
150. Organize 4 Zonals and 1 District level RELC Planning Sessions for Stakeholders by 3rd Quarter, 2026.	District-Wide				15	0	0	X	-	DoA-PEDA	PEDA	
151. 12 AEAs to make 2,304 Farm and Home Visits to Support (1,200 Females & 3,400 Males) Crop and Livestock Farmers, and other Commodity Chain actors on GAPs and Sustainable practices to ensure successful implementation	District-Wide				18	0	0	X	-	DoA-PEDA	PEDA	

of PFJ 2.0 by December, 2026.												
152. Conduct (Nine) Training/Demonstration on drought tolerant maize varieties and best practices in maize production to mitigate drought and other constraints in maize production for 300 farmers (100 males, 200 females) by September 2026	Adjentriwa, Korancha, Bomoden, Nchamba, Kwayase, Parambo, Yeji, Chokolombo, Kobre.				4.5	0	0	X	-	DoA-PEDA	PEDA	
153. Conduct training on post-harvest handling and protection of maize and cowpea in 8 communities for 300 farmers/aggregators (100 males, 200 females) to minimized post-harvest losses by December 2026	Adjentriwa, Korancha, Bomoden, Nchamba, Kwayase, Parambo, Yeji, Chokolombo, Kobre.				18	0	0	X	-	DoA-PEDA	PEDA	
154. Sensitize and train 100 farmers (60 Female, 40 Males) on Village Saving and Loans Scheme concept in 4 communities by December, 2026.	Sawaba, Kwayase, Konkoma, Kofi Basari, Kojo Bofour,				2	0	0	X	-	DoA-PEDA	PEDA	

	Adjentriwa,											
Sub-total						294.54	0	0	294.54			
Objective: To ensure sustainable Fisheries sector in the district												
Programme: Fisheries and Aquaculture Development Programme												
155. Supply of fish inputs for improve fish production.	Fishing communities					200	0	0	X	-	MP	Yeji FC, PEDA
156. Sensitize fishers and stakeholders on fisheries laws and regulations	Kajai Brekente Tonka, Yeji,					10	0	0	X	-	FC	DA, Traditional Authorities, fishers
157. Train fishermen, Fishmongers on best practices in Post-Harvest Technology	Yeji					10	0	0	X	-	FC	DA, Fish traders Associations
158. Monitoring and Supervision of Technical Staff on Market and Landing Site Data Collection	Yeji					5	0	0	X	-	FC	DA, Traditional Authorities, Private Sector
Sub-total						225	0	0	225			
Objective: To promote environmental health to support sustainable development												
Programme: Environmental Sanitation management Programme												
159. Sensitize and issue medical certificate to food and drink vendors based on medical fitness	District Wide					5	3	0	X	-	DEHO	DA, TA
160. Construction of 20 seater W.C. toilet facility	Yeji					508	3	0	X	-	DA	TA

with 6No. Bathroom at station 1												
161. Construction of 20 seater W.C. toilet facility at Morocco Park	Yeji				437.20	3	0	X	-	DA	TA	
162. Construction of 20 seater W.C. toilet facility at Konkoma	Konkoma				37.20	3	0	X	-	DA	TA	
163. Pay salary of cleaners/sanitary labourers	Yeji, Paramb-Sawaba				360	0	0	X	-	DA	TA, Cleaners	
164. Procure 3No Tablets for CLTS activities	Yeji				360	0	0	X	-	DA	Community embers	
165. Procure 3No Laptops for officers	Yeji				10	0	0	X	-	DA	DACF Secretariat	
166. Procure 1No Motorking for sanitation activities	Yeji				40	0	0	X	-	DA	DACF Secretariat	
167. Sensitization of Communities and training on CLTS activities	District wide				35	0	0	X	-	DA	Community embers	
168. Sanitation Improvement Package (SIP)	District wide				387.21	3	0	X	-	DA	TA	
169. Carrying out Fumigation Exercise	District wide				366.28	3	0	X	-	DA	TA	
170. Dislodging of institutional and Assembly owned toilets	District wide				300	0	0	X	-	DA	GES, GHS DoA, etc	

171. Monitoring and Supervision of environmental Service Providers	Yeji, and Parambo-Sawaba					15	3	0	X	-	DA	TA
172. Conduct sensitization on WASH activities	District wide					15	3	0	X	-	DA	TA
173. Organize nutritional sensitization programme for school feeding caterers	District Wide					5	3	0	X	-	DA	TA
174. Evacuation of refuse dumps and maintenance of final dumping site	District Wide					581.36	0	0	X	-	DA	TA
175. Procure 5No. motorbike for CLTS activities	Yeji					125	0	0	X	-	DA	TA
176. Sensitize landlords/landladies on the need to properly construct and maintain household latrines	Kobre Nsuano					50	0	0	X	-	DA	TA
177. Organize National Sanitation Day Exercise	Yeji and Parambo-Sawaba					400	0	0	X	-	DEHU	TA, Security Agencies, Youth Groups,
178. Organize periodic clean exercise to promote environmental hygiene in the District	District Wide					3	3	0	X	-	DEHU	DA, TA
Sub-total						4,040.25	30	0	4,070.25			
Objective: To reduce Vulnerability and variability to climate change by 2026												
Programme : Disaster Prevention and Management Programme												
179. Organize disaster technical committee	District Wide					2	3	0	X	-	NADM O,	DA, DPs

meeting with stakeholders, DDMC, Opinion leaders in Yeji												
180. Create awareness of the residence on causes, prevention and how to manage disaster through radio shows, community durbar and information centres in the District	District Wide					15	0	0	X	-	NADM O,	DA, DPs
181. Build capacity of DVGS on disaster prevention and management (bush fire, flood and windstorm)	District Wide					5	0	0	X	-	NADM O,	DA, DPs
182. Response to emergency- procure relief items for disaster victims	District Wide					150	0	0	X	-	NADM O,	DA, DPs
183. Undertake monitoring of NADMO activities within the year	District wide					2	0	0	X	-	NADM O,	DA, DPs
Sub-total						174	3	0	177			
Objective: To improve forest cover in the district by 2026												
Programme: Natural Resource Conservation												
184. Organize quarterly stakeholders engagement on climate change mitigation	Yeji					10	10	0	X	-	DA	DoA, TA, EPA, DA, DPs GNFS
185. Educate communities on effects of climate change on livelihood-	District Wide					100	20	0	X	-	DA	DoA, TA, EPA, DA, DPs GNFS

186. Undertake tree planting for Climate restoration and improvement	District wide					30	20	0	X	-	DA	Tulow Oil, Forestry Commission, DPs DoA
Sub-total						140	50	0	190			
TOTAL ESTIMATES						55,444.60	879	673	56,996.60			

Table 6.2: PRU EAST DISTRICT ANNUAL ACTION PLAN FOR 2027

Broad Activity	Location	Timeframe (2027)				Cost			Programme Status		Implementing Institution/Dpt	
		Q1	Q2	Q3	Q4	GoG GHC (000)	IGF GHC (000)	Others GHC(000)	New	On-going	Lead	Collaborating
Objective: To ensure participatory governance at the local level												
Programme: Good Governance and General Administration Programme												
1. Repairs, Insurance & running expenses of Official Vehicles & other Equipment	Yeji					120	20	0	X	-	DA	DA
2. Support routine administrative activities of the DA and Decentralized Dept.	Yeji					200	50	0	X	-	DA	DD
3. Organize general assembly, executive committee and sub-committee meetings	Yeji					100	0	0	X	-	DA	ACs, C'nities, Private Sector
4. Purchase of utilities and stationery for office uses	Yeji					90	30	0	X	-	DA	DD

5. Promote security and maintain peace in the District	District wide					100	200	0	X	-	DA	GPS, Military, TAs etc
6. Support NALAG Activities	Yeji					79.20	10	0	X	-	DA	Assembly members
7. Data collection of household toilet facilities across the Pru East District.	District wide					5	10	0	X	-	Statistical Dep,t.	MIS,REV UNIT, Assembly Members,
8. Sensitization of Heads of Department on the Pru East MPI report PHC.	District wide					0	3	0	X	-	Statistical Dep,t.	DPCU
9. Procure office supplies, equipment and servicing of computers and printers, and buy and install windows, office and antivirus software	Yeji					30	5	0	X	-	MIS Unit	DA
10. Procure printers and computers for the Assembly	Yeji					10	10	0	X	-	MIS Unit	DA
11. Annual renewal of webhosting and secure socket layer certificate for PEDDA website	Accra					2	5	0	X	-	MIS Unit	NITA, SMARK Infranco
12. Explore, showcase, and promote iconic and tourism potential of the District on PEDDA website	Yeji					5	2	0	X	-	MIS Unit	Media stations in the District
13. Construction and Completion of 2-Story	Yeji					1,712.16	0	0	-	X	DA	GPS

Police Head Quarters at Yeji (Phase I)												
14. Rehabilitate of DA bungalows	Yeji				1,500	20	0	-	X	DA	GHS,GES, TA, DPs	
15. Support the implementation of Development Communication Strategy	District wide				510	0	0	-	X	DA	Hon, Assembly members, T.A, Private Sector, etc	
Sub-total					3,953.36	365	0	4,318.36				
Objective: To facilitate human resource development and management by 2027												
Programme: Human Resource Development and Management Programme												
16. Organize in-service training/workshops for staff on LGS protocols, administrative procedures, and emerging HR trends.	Yeji				45	2	0	-	X	DA	DPs	
17. Facilitation of appraisal processes, review meetings, printing of appraisal forms, and feedback sessions with departments.	Yeji				20	10	0	X	-	HRD	DA, HOD/U'S	
18. Organize sensitization sessions on HR policies, LGS code of conduct, and workplace discipline.	Yeji				21	5	0	X	-	HRD	DA, DPs	
19. Promote staff welfare, team cohesion, and occupational health.	Yeji				20.	3	0	X	-	HRD	DA, Depart'ts	
20. Undertake demand driven capacity building programmes	Yeji				70	0	0	X	-	HRD	DA, Depar'ts	

21. Organize orientation on communication, ICT support, minor repairs, refreshments for HR activities in Department	Yeji					10	10	0	X	-	HRD	DA, Depart'ts
22. Support implementation of knowledge management and learning frameworks	Yeji					20	15	0	X	-	HRD	DA, Depart'ts
Sub-total						186	30	0	216			
Objective: To create an enabling Environment for improved revenue mobilisation by 2027												
Programme: Finance and Revenue improvement Programme												
23. Sensitize tax payers on the importance of tax payment ie fees, licenses, fines, rents, property rate, business operating permit	Yeji					5	2	0	X	-	DA	DPs
24. Intensify registration of business for update of revenue data	Yeji					4	3	0	X	-	DA	DPs, business ass.
25. Implement revenue improvement action plan	Yeji					10	5	0	X	-	DA	DPs, business ass., DD
26. Organize Quarterly Audit Committee Meetings	Yeji					40	0	0	X	-	AU	DA
Sub-total						59	10	0	69			
To enhance participatory planning and budgeting by 2027												
Programme: Planning, Budgeting, Monitoring, and Evaluation Programme												
27. Organize quarterly DPCU meetings	Yeji					80	0	0	X	-	DA	Decentralised, Units

28. Conduct 3 Town Hall Meetings on the Preparation and Implementation of the AAP and the Composite Budget	Yeji				80	0	0	X	-	DPCU	MLGRD, MOFEP, EPA, ACs, C'nities, Private Sector
29. Prepare Annual Action Plan for 2028	Yeji				20	0	0	X	-	DA	DD, Units, TA. MP etc
30. Organize budget committee meetings	Yeji				40	0	0	X	-	DA	DD, Units
31. Organize 2 joint stakeholder meeting and planning session for the year 2025	Yeji				60	0	0	X	-	PU	DA
32. Conduct participatory planning, monitoring, and evaluation DA projects and programmes	Yeji				120	5	0	X	-	DPCU	DA, Departments and Units
33. Organize 2 stakeholders engagement with Traditional authorities, farmers and cattle owners	Yeji				10	0	0	X	-	PU	T.A., Farmers, Cattle owners
Sub-total					430	5	0	435			
Objective: To improve access to water supply, sanitation and hygiene in the district by 2027											
Programme: Potable Water Supply Programme											
34. Facilitate provision of potable water (expand Yeji and Restore Parambo-Sawaba water systems)	Yeji, Parambo/Sawaba & Konkoma				30	0	500	X	-	DA	CWSA, Fisheries Commission
35. Collaborate with service providers such as VRA, and	District Wide				15	0	0	X	-	DA	Telecommunication Companies, T.As, CWSA

CWSA to provide services to community members												
36. Drilling of 10 No. boreholes with hand pump	Yeji, Parambo-Sawaba, Kyeame Akura, Ningokope, Domeabra, Avorkope, Jatakpo, Alhaji Akura, Bachinaba cha, and other communities.					1,100	0	0	-	X	DA	CWSA, TA
37. Drilling and Mechanization of 10No. Boreholes with Concrete Stand with 2No 3000Ltrs Polytank each and solar Power	Slaughter house, Midwifery and Nursing College, Kobre, Adjantriva etc					2,295	0	0	-	X	DA	CWSA, TA
Sub-total						3,440	0	500	3,940			

Objective: To prepare layouts for Major communities in the district by 2027												
Programme : Physical and Spatial Planning Programme												
38. Verified digitalized Street Names (Ground truthing)	Yeji and Sawaba					5	10	2	-	X	DPP	DA, DPs
39. Procurement and Installation of Property Addressing Plates	Yeji					3	20	0	-	X	DPP	DA, DPs
40. Procurement and Installation of Signages	Yeji					5	30	0	-	X	DPP	Departments, BERCC, Private sector, T.A.
41. Preparation of District Structural Plan.	Yeji/Sawaba					20	0	0	-	X	DPP	Departments, BERCC, Private sector, T.A.
42. Preparation of planning scheme.	Kojo Buffour, Kachawura, Konkoma					20	10	0	-	X	DPP	Departments, BERCC, Private sector, T.A.
43. Organize a sensitization programme on permitting and building regulation	Yeji					5	15	0	X		PPD	WORKS
44. Support Department on Development Control Activities.	District Wide					0	5	0	-	X	DDP	WORKS
45. Organize monthly Technical and Spatial Sub-committees meetings.	Yeji					30	6	0	-	X	PPD	WORKS, SPC
46. Prepare spatial development framework for the District.	District Wide					50	0	0	X	-	PPD	WORKS, SPC
Sub-total						138	96	2	236			

Objective: To increase electricity coverage in the district by 2027												
Programme : Electrification Programme												
47. Maintain street lights in communities	Yeji, Parambo, Sawaba, Labun Quarters, Kofi Basare Konkoma					100	0	0	-	X	DA	VRA, Private Sector, MP
48. Provision of electricity in communities in the District	Suburb of Konkoma and Yeji, Kadue, Accra Town, Kyeame Akura, Avorkope, Domeabra, Alhaji Akura, Cherepo-Ayimaye, Ningokope, Jatakpo, etc					100	0	0	-	X	DA	VRA, Private Sector, MP
Sub-total						200	0	0	200			
Objective: Provide efficient transportation networks in the district												
Programme : Road and Transport Programme												

49. Rehabilitation of feeder roads in the District	Selected roads					300	0	100	-	X	DA	GoG, Feeder Roads
50. Tarring of 10 kilometres township roads	Yeji					100	0	0	-	X	DA	GoG, Feeder Roads
51. Construction of 4No speed ramps	Yeji, Kofi Basare, Labun Quarters					200	0	0	-	X	DA	GoG, Ghana Highway Authority
52. Facilitate supply of life jackets to boat operators for passengers use as safety mechanism	Yeji					200	0	0	-	X	DA	Ghana Maritime Authority, Ghana Navy, Boat owners Association
53. Collaborate with Ghana Navy to conduct regular training on swimming and rescuing during boat accident.	Yeji					120	5	0	-	X	DA	Ghana Maritime Authority, Ghana Navy, Boat owners Association
Sub-total						920	5	100	1,025			
Objective: To Support build a resilient education sector in the district												
Programme: Education Support Programme												
54. Construct 3No. 3-Unit Classroom Block	Issaka Akura, Battor Kope, and Kadue					3,000	0	0	X	-	MP	GES, TA, PEDA
55. Provide financial support to brilliant but needy students in the District	District Wide					250	0	0	X	-	MP	GES, PEDA
56. Organize annual best teacher/ educational workers awards	Yeji					200	0	0	X	-	MP	GES, PEDA

57. Organise STME Clinic	Yeji and Sawaba					20	0	0	-	X	DA	GES, TA
58. Celebration of independence Day	Yeji					100	0	0	-	X	DA	GES, TA, youth groups, etc
59. Support brilliant but needy students	District wide					100	0	0	-	X	DA	GES, TA
60. Support the organization of BECE/My First Day at School	District wide					20	0	0	-	X	DA	GES, TA
61. Procure 1000No. Dual Desk with Metal Legs and Wooden Top	Selected Schools					2,000	0	0	-	X	DA	GES, TA
62. Procure 300No. Mono Desk with Metal Legs and Wooden Top	Selected Schools					500	0	0	-	X	DA	GES, TA
63. Procure 50No. KG Table with 300No.Chairs	Selected Schools					150	0	0	-	X	DA	GES, TA
64. Supply of 50No. Techears' Table with 50No Chairs, 10No. Headmasters' Table with 10No. Headmasters' Arm Chairs, and 20No. Visitors' Chairs	Selected Schools					150	0	0	-	X	DA	GES, TA
65. Construction of KG Block with Resting Room, Store and Office at Sawaba D/A Primary and Construction of 4Unit KVIP with 2unit Urinal	Konkoma					550	0	0	X	-	DA	GES, TA
66. Construction of 3-Unit JHS Classroom Block with	Bankama					900	0	0	X	-	DA	GES, TA

Changing Room, Staff Common Room and Construction of 4Unit KVIP with 2unit Urinal Office at												
67. Construction of 6-Unit Classroom Block with Changing Room, Staff Common Room and Construction of 4Unit KVIP with 2unit Urinal Office at Kyeame Akura	Kyeame Akura					1,500	0	0	X	-	DA	GES, TA
Sub-total						9,440	0	0	9,440			
Objective: To improve quality healthcare in the district by 2026												
Programme: Health promotion Programme												
68. Construction of 1No. CHPS Compound with water, electricity, WC toilet and baths	Kyeame Akura					2,200	0	0	X	-	PEDA	MP, GHS, TA,
69. Construction of 1No. Maternity ward with water, electricity, WC toilet and baths	Kofi Basare					700	0	0	X	-	PEDA	MP, GHS, TA,
70. Renovation and upgrading of Harbour Clinic	Yeji					550	0	0	X	-	MP	GHS, TA, PEDA
71. Register and renew NHIS for children and first year SHS students	District wide					200	0	0	X	-	MP	GHS, TA, PEDA
72. Complete Construction of CHPS Compound with staff	Chokolombo Nkwanta					700	0	0	X	-	DA	GHS, TA

accommodation at Chokolombo Nkwanta												
73. Complete Construction of CHPS Compound with staff accommodation at Kwayease	Kwayease					700	0	0	X	-	DA	GHS, TA
74. Supply of hospital equipments to CHPS Compounds at Kadue, Konkoma, Chokolombo Nkwanta and Kwayease with beddings	Chokolombo Nkwanta, Kwayease, Kyeame Akura, and Kofi Basare with beddings					1,573.76	0	0	X	-	DA	GHS, TA
75. Organize annual best health workers award	Yeji					150	0	0	X	-	MP	PEDA GHS,
76. Organize Quarterly HIV/AIDS counselling, sensitization, and test in the District	Yeji and Sawaba					150	0	0	X	-	DA	GHS, Private sector
Sub-total						6,923.76	0	0	6,923.76			
Objective: To create more awareness of PWDs and child protection laws and policies												
Programme: Social Welfare (PWDs/Women, Children) Development Programme												
77. Conduct sensitization on child protection concerns using CP Tool-Kits.	Ten communities (10)					2	5	1	X	-	DSD	DA, CSOs, NGOs

78. Identify, register and mediate Fifty (50) family and child welfare cases.	District Wide					2	3	3	X	-	DSD	DA, CSOs, NGOs
79. Identify, register, and socio-economically empower Persons with disabilities (PWDs), in the District.	District Wide					250	5	0	X	-	DSD	DA, CSOs, NGOs
80. Monitor and supervise payment of LEAP cash grants to all beneficiary households.	28 communities					2	3	0	X	-	DSD	DA, CSOs, NGOs
81. Organize two (2) capacity building training for social services providers and key stakeholders to promote effective coordination in providing social services to children in need of care in an efficient and cost effective manner.	District wide					5	5	30	X	-	DS	DA, TA
82. Educate and encourage formation of village savings and loans groups for women in communities for capital mobilization for business set-ups.	In four communities					3	2	0	X	-	DSD	DA, CSOs, NGOs
83. Provide probation services at the district court to promote social justices for children in contact or in conflict with the law	Yeji					2	2	1	X	-	DSD	DA, NGOs

84. Conduct search and rescue exercise for victims of child trafficking and labor for rehabilitation, reintegration, and reunification	District wide					5	2	5	X	-	DSD	DA, CSOs, NGOs
85. Identify and register vulnerable groups onto NHIS free registration exercise.	District Wide					3	2	2	X	-	DSD	NHIS, DA, CSOs, NGOs
86. Form, inaugurate, and train community child protection committees to promote child protection and referrals of case for quick responds and redress.	In six (6) communities					5	2	1	X	-	DSD	DA, CSOs, NGOs
87. Organize public sensitization through radio and community durbars on child labor, child trafficking, child marriage, child rights and responsibilities and good parenting.	Five communities					5	0	4	X	-	DSD	DA, CSOs, NGOs, NCCE, CHRAJ
88. Organize public awareness creation on Sexual and Gender Based Violence (SGBV), online sexual abuse and other gender base issues.	In five (5) schools and five (5) communities					5	1	1	X	-	DSD	DA, NGOs,

89. Procurement of office logistics, consumables and payment of bills.						10	0	3	X	-	DSD	DA, NGOs
90. Sensitization of stakeholders on road safety in the District	District-wide					10	0	0	X	-	DA	T.A., Assembly member GPS , HODs and Agencies, CSO, Media Houses, GPRTU, General Public, etc
91. Promote self-help initiatives in the district	District-wide					140	6	0	X	-	DA	Private Sector, T.As. etc
92. Organize 6 clean-up exercises/communal labour in all Area Councils	Area Council Seats					0	6	0	X	-	AC	DA, Private Sector, T.As. etc
93. Organize 3 meetings each at the 6 area councils	Area Council Seats					0	20	0	X	-	AC	DA, Private Sector, T.As. etc
Sub-total						449	64	51	564			
Objective: To reduce child marriage and teenage pregnancy by 80% in 2027												
Programme: Population management programme												
94. Sensitize the public on the need to register birth and death in the District	District Wide					2	5	0	X	-	B&D	DA
Sub-total						2	5	0	7			
Objective: To create employment opportunities through LED by 2027												
Programme: Trade and Local Economic Development programme												
95. Complete construction and Electrification of 3No. 2-Storey 20 Lockable Store, Sick bay, Children Holding	Yeji Station 1					6,041.20	0	0	X	-	DA	MLGCRA, TA,

Rest room and Furnishing at Station 1-Phase 1												
96. Construction and Electrification of 3No. 2-Storey 20 Lockable Store, Sick bay, Children Holding Rest room and Furnishing at Yeji Main Market	Yeji Main Market				8,000	0	0	X	-	DA	MLGCRA, TA,	
97. Gravelling and rehabilitation of Yeji Harbour Market	Yeji				143.20	0	0	X	-	DA	MLGCRA, TA,	
98. Rehabilitation of Slaughter House	Yeji				500	0	0	X	-	DA	MLGCRA, TA,	
99. Management training for artisans in the District	Yeji				30	5	0	X	-	BAC	DA	
100. Business Registration with Registrar General Department (RGD)	Yeji				2	0	0	X	-	BAC	DA	
101. National Vocational Training Institute (NVTI) Proficiency Exams for artisans in the District	Yeji, Parambo/s awaba, Konkoma				10	1	0	X	-	BAC	DA	
102. Formation and establishment of village saving and loan groups (VSLA) in the District.	District Wide				10	2	0	X	-	BAC	DA	
103. Organize and develop grant proposal for women and farmer based groups in the District	District Wide				30	0	0	X	-	BAC	DA	

104. Promotional drive for participation in Pantoon fest in Yeji	Yeji					0	5	0	X	-	DA	Alive FM Traditional authorities
105. Promotional drive for participation in Annual swimming competition at Yeji Harbour Lake Site	Yeji					0	30	0	X	-	DA	Alive FM, GMA, Ghana Navy, Traditional authorities, MP
106. Organize and assess progress of income generation activities such as bee keeping at Kachawura	Kachawura					10	0	0	X	-	BAC	C'nities, Private Sector
107. Training and, giving start-up support to women groups in Detergent and Sanitizer production	Yeji					10	0	0	X	-	BAC	MasterCard Foundation, NBSSI, Women's Groups, Asso of PWDs, NGOs, MOWAC
108. Organize quarterly Stakeholders engagement on SMEs activities	Yeji					30	5	0	X	-	BAC	NBSSI, Women's Groups, Asso of PWDs, NGOs, MOWAC, Food Crop Farmers
109. Training of Artisans in financial management	Yeji					20	0	0	X	-	BAC	NBSSI, Women's Groups, Asso of PWDs, NGOs, MOWAC, Food Crop Farmers
110. Conduct 2 Needs Assessment of Artisans	Yeji					10	0	0	X	-	BAC	NBSSI, Women's Groups, Asso of PWDs, NGOs, MOWAC, Food Crop Farmers
111. Build capacity of women and other vulnerable groups in gari processing, pomade and	District Wide					40	10	0	X	-	BAC	NBSSI, Women's Groups, Asso of PWDs, NGOs, MOWAC, Food Crop Farmers

soap making on packaging and assessing financial assistance to enhance their agribusiness												
112. Organize Training for women in leadership	Yeji					10	0	0	X	-	BAC	NBSSI, Women's Groups, Asso of PWDs, NGOs, MOWAC, Food Crop Farmers
113. Conduct advisory, counseling and extension Services for clients	District Wide					5	5	0	X	-	BAC	BAC, NBSSI, Women's Groups, Asso of PWDs, NGOs, MOWAC, Food Crop Farmers
114. Support BAC to train and provide Kaizen business services to SMEs	District Wide					25	0	0	X	-	BAC	DA, SMEs, RCC & Dept of Co-operatives
115. Build capacity of beneficiaries of graduate youth investment funds on banking culture at the 1D1F.	Brekente					50	0	0	X	-	BAC	DA, SMEs, RCC, & Dept of Co-operatives
Sub-total						14,976.4	63	0	15,039.4			
Objective: To Ensure Sustainable and Resilient Agriculture Production by 2027												
Programme: Agriculture Sustainability Programme												
116. Provision of farm inputs and other resources to improve productivity	District wide					3.54	0	0	X	-	MP	DoA, PEDA
117. Purchase of utilities (electricity, water, communication, internet)	DOA/PEDA-YEJI					40	0	0	X	-	DA	Depart'ts, VRA, CWSA

Service) and Stationery by December, 2027.												
118. Servicing of 1 office vehicle, 11 Motobikes and other (Computer and assorries) equipment by December, 2027.	TECHIM AN					8	0	0	X	-	DoA-PEDA	PEDA
119. Purchase insurance renewal for 1 official vehicle and 11 motor bikes by 2nd quarter, 2027.	DOA/PEDA-YEJI					40	0	0	X	-	DoA-PEDA	PEDA
120. Conduct 12 Monthly Technical Review Meetings for staff by December, 2027.	DOA/PEDA-YEJI					4	0	0	X	-	DoA-PEDA	PEDA
121. Conduct Listing of Farm Household and Holders and Field Measurement to Establish Yield in 10 Enumeration Areas in the 1st Quarter, 2027.	District-Wide					12	0	0	X	-	DoA-PEDA	PEDA
122. 6 DDOs to make 288 Monitoring Visits to backstop 12 AEAs by December, 2027.	District-Wide					6	0	0	X	-	DoA-PEDA	PEDA
123. DDA to make 24 Supervisory Visits by December, 2026	District-Wide					45	0	0	X	-	DoA-PEDA	PEDA
124. Sensitize and train 3000 (2,000 males, 1000 females	Kwayase, Kachawur					22	0	0	X	-	DoA-PEDA	PEDA

) rice, yam and maize actors in the value chain to facilitate effective market linkages in the 1st and 2nd Quarter, 2027.	a,Adjentriwa, Bomoden, Chokolombo Nkwanta, Kupoa, Konkoma, Koracha, Parambo/Sawaba, Kofi Basari											
125. Sensitize and train 1500 (1000 Males, 500 Females) actors in cereals and legumes (Maize, rice, sorghun cowpea) on post-harvest and storage handling to minimize post harvest losses in the 3rd Quarter, 2027.	District-Wide					7.5	0	0	X	-	DoA-PEDA	PEDA
126. Sensitize and train 500 (100 Males, 400 Females) actors in vegetable (pepper) value chain on proper post harvest and storage handling to minimize post harvest losses in the 3rd and 4th Quarter, 2027.	Kojo Boffour, Adjentriwa, Kofi Basari Nsuoano, Sawaba					1.5	0	0	X	-	DoA-PEDA	PEDA

127. Sensitize and train 100 Processors (Cassava dough and Gari) for 30 Males and 70 Females in four communities on proper handling, hygiene and food safty during procesing and storage to minimize post-harvest losses in the 2nd Quarter, 2027.	Yeji, Parambo, Kofi Basari					7.5	0	0	X	-	DoA-PEDA	PEDA
128. Sensitize and train 500 livestock farmers (350 males, 150 females) on Bio security recognition and basic preventive techniques by the end of 1st Quarter, 2027.	Kojo Boffour, Habitat, Kwayase					22.50	0	0	X	-	DoA-PEDA	PEDA
129. Sensitize and train 1,500 farmers (1000 Males, 500 Females) on climate smart agriculture techniques for crop production by the end of 2nd Quarter, 2027.	Kupua, Yeji, Kofi Basari, Parambo					7.50	0	0	X	-	DoA-PEDA	PEDA
130. Sensitize and train 500 farmers (300 males, 200 females) on responsible use of pesticide by the end of 2nd Quarter, 2026.	Yeji, Sawaba					10	0	0	X	-	DoA-PED	PEDA
131. Organise 4 Zonals and 1 District level RELC	District-Wide					15	0	0	X	-	DoA-PEDA	PEDA

Planning Sessions for Stakeholders by 3rd Quarter, 2027.												
132. 12 AEAs to make 2,304 Farm and Home Visits to Support (1,200 Females & 3,400 Males) Crop and Livestock Farmers, and other Commodity Chain actors on GAPs and Sustainable practices to ensure successful implementation of PFJ 2.0 by December, 2027.	District-Wide					18	0	0	X	-	DoA-PEDA	PEDA
133. Conduct (Nine) Training/Demonstration on drought tolerant maize varieties and best practices in maize production to mitigate drought and other constraints in maize production for 300 farmers (100 males, 200 females) by September 2027	Adjentriwa, Korancha, Bomoden, Nchamba, Kwayase, Parambo, Yeji, Chokolombo, Kobre.					4.5	0	0	X	-	DoA-PEDA	PEDA
134. Conduct training on post harvest handling and protection of maize and cowpea in 8 communities for 300 farmers/aggregators	Adjentriwa, Korancha, Bomoden, Nchamba,					18	0	0	X	-	DoA-PEDA	PEDA

(100 males, 200 females) to minimized post harvest losses by December 2027	Kwayase, Parambo, Yeji, Chokolombo, Kobre.											
135. Sensitize and train 100 farmers (60 Female, 40 Males) on Village Saving and Loans Scheme concept in 4 communities by December, 2027.	Sawaba, Kwayase, Konkoma, Kofi Basari, Kojo Bofour, Adjentriwa,					2	0	0	X	-	DoA-PEDA	PEDA
Sub-total						294.54	0	0	294.54			
Objective: To ensure sustainable Fisheries sector in the district												
Programme: Fisheries and Aquaculture Development Programme												
136. Supply of fish inputs for improve fish production.	Fishing communities					200	0	0	X	-	MP	Yeji FC, PEDA
137. Sensitize fishers and stakeholders on fisheries laws and regulations	Kajai Brekente Tonka, Yeji,					10	0	0	X	-	FC	DA, Traditional Authorities, fishers
138. Train fishermen, Fishmongers on best practices in Post-Harvest Technology	Yeji					10	0	0	X	-	FC	DA, Fish traders Associations
139. Monitoring and Supervision of Technical Staff on Market and	Yeji					5	0	0	X	-	FC	DA, Traditional Authorities, Private Sector

Landing Site Data Collection												
Sub-total						225	0	0	225			
Objective: To promote environmental health to support sustainable development												
Programme: Environmental Sanitation management Programme												
140. Sensitize and issue medical certificate to food and drink vendors based on medical fitness	District Wide					5	3	0	X	-	DEHO	DA, TA
141. Construction of 20-seater W.C. toilet facility with 6No. Bathroom at station 1	Yeji					508	3	0	X	-	DA	TA
142. Construction of 20-seater W.C. toilet facility at Morocco Park	Yeji					437.20	3	0	X	-	DA	TA
143. Construction of 20 seater W.C. toilet facility at Konkoma	Konkoma					37.20	3	0	X	-	DA	TA
144. Pay salary of cleaners/sanitary labourers	Yeji, Paramb-Sawaba					360	0	0	X	-	DA	TA, Cleaners
145. Procure 3No Laptops for officers	Yeji					10	0	0	X	-	DA	DACF Secretariat
146. Sensitization of Communities and training on CLTS activities	District wide					35	0	0	X	-	DA	Community embers
147. Sanitation Improvement Package (SIP)	District wide					387.21	3	0	X	-	DA	TA
148. Carrying out Fumigation Exercise	District wide					366.28	3	0	X	-	DA	TA

149. Dislodging of institutional and Assembly owned toilets	District wide					300	0	0	X	-	DA	GES, GHS DoA, etc
150. Monitoring and Supervision of environmental Service Providers	Yeji, and Parambo-Sawaba					15	3	0	X	-	DA	TA
151. Conduct sensitization on WASH activities	District wide					15	3	0	X	-	DA	TA
152. Organize nutritional sensitization programme for school feeding caterers	District Wide					5	3	0	X	-	DA	TA
153. Evacuation of refuse dumps and maintenance of final dumping site	District Wide					581.36	0	0	X	-	DA	TA
154. Procure 4No. motorbike for CLTS activities	Yeji					125	0	0	X	-	DA	TA
155. Sensitize landlords/landladies on the need to properly construct and maintain household latrines	Kobre Nsuano					50	0	0	X	-	DA	TA
156. Organize National Sanitation Day Exercise	Yeji and Parambo-Sawaba					400	0	0	X	-	DEHU	TA, Security Agencies, Youth Groups,
157. Organize periodic clean exercise to promote environmental hygiene in the District	District Wide					3	3	0	X	-	DEHU	DA, TA
Sub-total						3640.25	30	0	3670.25			
Objective: To reduce Vulnerability and variability to climate change by 2027												
Programme : Disaster Prevention and Management Programme												

158. Organize disaster technical committee meeting with stakeholders, DDMC, Opinion leaders in Yeji	District Wide					2	3	0	X	-	NADM O,	DA, DPs
159. Create awareness of the residence on causes, prevention and how to manage disaster through radio shows, community durbar and information centres in the District	District Wide					15	0	0	X	-	NADM O,	DA, DPs
160. Build capacity of DVGS on disaster prevention and management (bush fire, flood and windstorm)	District Wide					5	0	0	X	-	NADM O,	DA, DPs
161. Response to emergency- procure relief items for disaster victims	District Wide					150	0	0	X	-	NADM O,	DA, DPs
162. Undertake monitoring of NADMO activities within the year	District wide					2	0	0	X	-	NADM O,	DA, DPs
Sub-total						174	3	0	177			
Objective: To improve forest cover in the district by 2027												
Programme: Natural Resource Conservation												
163. Organize quarterly stakeholders engagement on climate change mitigation	Yeji					10	10	0	X	-	DA	DoA, TA, EPA, DA, DPs GNFS

164. Educate communities on effects of climate change on livelihood-	District Wide					100	20	0	X	-	DA	DoA, TA, EPA, DA, DPs GNFS
165. Undertake tree planting for Climate restoration and improvement	District wide					30	20	0	X	-	DA	Tulow Oil, Forestry Commission DPs DoA
Sub-total						140	50	0	190			
TOTAL ESTIMATES						45,591.31	726	653	46,970.31			

Table 6.3: PRU EAST DISTRICT ANNUAL ACTION PLAN FOR 2028

Broad Activity	Location	Timeframe (2028)				Cost			Programme Status		Implementing Institution/Dpt	
		Q1	Q2	Q3	Q4	GoG GHC (000)	IGF GHC (000)	Others GHC(0 00)	New	On- going	Lead	Collaborating
Objective: Ensure participatory governance at the local level												
Programme : Good Governance and General Administration Programme												
1. Repairs, Insurance & running expenses of Official Vehicles & other Equipment	Yeji					350	50	0	X	-	DA	DA
2. Support routine administrative activities of the DA and Decentralized Dept.	Yeji					200	70	0	X	-	DA	DD

3. Organize general assembly, executive committee and sub-committee meetings	Yeji					120	40	0	X	-	DA	ACs, C'nities, Private Sector
4. Purchase of utilities and stationery for office uses	Yeji					110	50	0	X	-	DA	DD
5. Promote security and maintain peace in the District	District wide					300	200	0	X	-	DA	GPS, Military, TAs etc
6. Support NALAG Activities	Yeji					100	10	0	X	-	DA	Assembly members
7. Data collection of household toilet facilities across the Pru East District.	District wide					5	10	0	X	-	Statistic al Dep,t.	MIS,REV UNIT, Assembly Members,
8. Sensitization of Heads of Department on the Pru East MPI report PHC.	District wide					2	5	0	X	-	Statistic al Dep,t.	DPCU
9. Procure office supplies, equipment and servicing of computers and printers, and buy and install windows, office and antivirus software	Yeji					30	10	0	X	-	MIS Unit	DA
10. Procure printers and computers for the Assembly	Yeji					70	10	0	X	-	MIS Unit	DA
11. Annual renewal of webhosting and secure socket layer certificate for PEDDA website	Accra					5	7	0	X	-	MIS Unit	NITA, SMARK Infranco
12. Explore, showcase, and promote iconic and tourism	Yeji					5	3	0	X	-	MIS Unit	Media stations in the District

potential of the District on PEDDA website												
13. Complete construction Police station at Parambo-Sawaba	Parambo-Sawaba				1,300	0	0	-	X	DA	GPS	
14. Rehabilitate of market stores and stalls at Yeji	Yeji				2,500	20	0	-	X	DA	GHS,GES, TA, DPs	
15. Rehabilitate of 7 District Assembly Bungalows	Yeji				1,500	20	0	-	X	DA	DD	
16. Support the implementation of Development Communication Strategy	District wide				520	0	0	-	X	DA	Hon, Assemblymembers, T.A, Private Sector, etc	
Sub-total					6,597	505	0	7,102				
Objective: To facilitate human resource development and management by 2028												
Programme: Human Resource Development and Management Programme												
17. Organize in-service training/workshops for staff on LGS protocols, administrative procedures, and emerging HR trends.	Yeji				45	2	0	-	X	DA	DPs	
18. Facilitation of appraisal processes, review meetings, printing of appraisal forms, and feedback sessions with departments.	Yeji				20	10	0	X	-	HRD	DA, HOD/U'S	
19. Organize sensitization sessions on HR policies, LGS code of conduct, and workplace discipline.	Yeji				21	5	0	X	-	HRD	DA, DPs	

20. Promote staff welfare, team cohesion, and occupational health.	Yeji					20.	5	0	X	-	HRD	DA, Depart'ts
21. Undertake demand driven capacity building programmes	Yeji					70	0	0	X	-	HRD	DA, Depart'ts
22. Organize orientation on communication, ICT support, minor repairs, refreshments for HR activities in Department	Yeji					15	10	0	X	-	HRD	DA, Depart'ts
23. Support implementation of knowledge management and learning frameworks	Yeji					20	20	0	X	-	HRD	DA, Depart'ts
Sub-total						191	32	0	223			
Objective: To create an enabling Environment for improved revenue mobilisation by 2028												
Programme: Finance and Revenue improvement Programme												
24. Sensitize tax payers on the importance of tax payment ie fees, licenses, fines, rents, property rate, business operating permit	Yeji					5	10	0	X	-	DA	DPs
25. Intensify registration of business for update of revenue data	Yeji					4	15	0	X	-	DA	DPs, business ass.
26. Implement revenue improvement action plan	Yeji					10	5	0	X	-	DA	DPs, business ass., DD
27. Organize Quarterly Audit Committee Meetings	Yeji					60	0	0	X	-	AU	DA

Sub-total						79	30	0		109		
To enhance participatory planning and budgeting by 2028												
Programme: Planning, Budgeting, Monitoring, and Evaluation Programme												
28. Organize quarterly DPCU meetings	Yeji					80	0	0	X	-	DA	Decentralised, Units
29. Conduct 3 Town Hall Meetings on the Preparation and Implementation of the AAP and the Composite Budget	Yeji					90	0	0	X	-	DPCU	MLGRD, MOFEP, EPA, ACs, C'nities, Private Sector
30. Prepare Annual Action Plan for 2028	Yeji					20	5	0	X	-	DA	DD, Units, TA. MP etc
31. Prepare composite budget for 2028	Yeji					20	5	0	X	-	DA	DD, Units, TA. MP etc
32. Organize budget committee meetings	Yeji					40	0	0	X	-	DA	DD, Units
33. Review of District Medium Term Development Plan for 2026 to 2029	Yeji					50	0	0	X	-	DA	TA, BERCC, MLGDRD,
34. Organize 2 joint stakeholder meeting and planning session for the year 2025	Yeji					60	5	0	X	-	PU	DA
35. Conduct participatory planning, monitoring, and evaluation DA projects and programmes	Yeji					120	10	0	X	-	DPCU	DA, Departments and Units
36. Organize 2 stakeholders engagement with Traditional authorities, farmers and cattle owners	Yeji					20	0	0	X	-	PU	T.A., Farmers, Cattle owners

Sub-total						500	25	0	525			
Objective: To improve access to water supply, sanitation and hygiene in the district by 2028												
Programme: Potable Water Supply Programme												
37. Facilitate provision of potable water (expand Yeji and Restore Parambo-Sawaba water systems)	Yeji, Parambo/ Sawaba & Konkoma					30	0	900	X	-	DA	CWSA, Fisheries Commission
38. Collaborate with service providers such as VRA, and CWSA to provide services to community members	District Wide					15	5	0	X	-	DA	Telecommunication Companies, T.As..
39. Drilling of 10 No. boreholes with hand pump	Selected communities					1,100	0	0	-	X	DA	CWSA, TA
40. Drilling and Mechanization of 10No. Boreholes with Concrete Stand with 2No 3000Ltrs Polytank each and solar Power	Slaughter house, Kobre, Adjantriw a etc					2,295	0	0	-	X	DA	CWSA, TA
Sub-total						3,440	5	900	4,345			
Objective: To prepare layouts for Major communities in the district by 2028												
Programme : Physical and Spatial Planning Programme												
41. Verified digitalized Street Names (Ground truthing)	Yeji and Sawaba					5	10	2	-	X	DPP	DA, DPs
42. Procurement and Installation of Property Addressing Plates	Yeji					3	20	0	-	X	DPP	DA, DPs
43. Procurement and Installation of Signages	Yeji					5	30	0	-	X	DPP	Departments, BERCC, Private sector, T.A.

44. Preparation of District Structural Plan.	Yeji/Sawaba					20	0	0	-	X	DPP	Departments, BERCC, Private sector, T.A.
45. Preparation of planning scheme.	Kojo Buffour, Kachawura, Konkoma					20	10	0	-	X	DPP	Departments, BERCC, Private sector, T.A.
46. Organize a sensitization programme on permitting and building regulation	Yeji					5	15	0	X		PPD	WORKS
47. Support Department on Development Control Activities.	District Wide					5	5	0	-	X	DDP	WORKS
48. Organize monthly Technical and Spatial Sub-committees meetings.	Yeji					30	6	0	-	X	PPD	WORKS, SPC
49. Prepare spatial development framework for the District.	District wide					30	5	0	X	-	PPD	WORKS, SPC
Sub-total						123	101	2	226			
Objective: To increase electricity coverage in the district by 2026												
Programme : Electrification Programme												
50. Maintain street lights in communities	Yeji, Parambo, Sawaba, Labun Quarters, Kofi Basare Konkoma					900	0	0	-	X	DA	VRA, Private Sector

51. Provision solar mini grid to overbank communities in the District	Konkosi, Cherepo-Ayimaye, etc					200	0	0	-	X	DA	VRA, Private Sector, MP
Sub-total						1,100	0	0	1,100			
Objective: Provide efficient transportation networks in the district												
Programme : Road and Transport Programme												
52. Rehabilitation of feeder roads in the District	Konkoma to Vutideke, Kajai, Brekente, Kobre to Ckolombo Bator and Kupua, Yeji to Prang, Kofi Basare to Nchamba, etc					500	0	100	-	X	DA	GoG, Feeder Roads
53. Tarring of 10 kilometres township roads	Yeji					100	0	0	-	X	DA	GoG, Feeder Roads
54. Construction of 4No speed ramps	Yeji, Kofi Basare, Labun Quarters					200	0	0	-	X	DA	GoG, Ghana Highway Authority
55. Facilitate supply of life jackets to boat operators for	Yeji					200	0	0	-	X	DA	Ghana Maritime Authority, Ghana

passengers use as safety mechanism												Navy, Boat owners Association
56. Collaborate with Ghana Navy to conduct regular training on swimming and rescuing during boat accident.	Yeji					120	5	0	-	X	DA	Ghana Maritime Authority, Ghana Navy, Boat owners Association
Sub-total						1,120	5	100	1,225			
Objective: To Support build a resilient education sector in the district												
Programme: Education Support Programme												
57. Construction of 6No. 3-Unit Classroom Block with Changing Room, Staff Common Room, office, store, water, electricity, and and Construction of 4Unit KVIP with 2unit Urinal Office at	Korancha, Kofi Basare Nsuano, Avorkope, Jatakpo, Bachinaba cha, Alhaji Akura,					7,000	0	0	X	-	MP	GES, TA, PEDA
58. Provide financial support to brilliant but needy students in the District	District Wide					250	0	0	X	-	MP	GES, PEDA
59. Organize annual best teacher/ educational workers awards	Yeji					200	0	0	X	-	MP	GES, PEDA
60. Organise STME Clinic	Yeji and Sawaba					20	0	0	-	X	DA	GES, TA
61. Celebration of independence Day	Yeji					100	0	0	-	X	DA	GES, TA, youth groups, etc
62. Support brilliant but needy students	District wide					200	0	0	-	X	DA	GES, TA

63. Support the organization of BECE/My First Day at School	District wide					20	0	0	-	X	DA	GES, TA
64. Procure 1000No. Dual Desk with Metal Legs and Wooden Top	Selected Schools					2,000	0	0	-	X	DA	GES, TA
65. Procure 300No. Mono Desk with Metal Legs and Wooden Top	Selected Schools					500	0	0	-	X	DA	GES, TA
66. Procure 50No. KG Table with 300No.Chairs	Selected Schools					150	0	0	-	X	DA	GES, TA
67. Supply of 50No. Techears' Table with 50No Chairs, 10No. Headmasters' Table with 10No. Headmasters' Arm Chairs, and 20No. Visitors' Chairs	Selected Schools					150	0	0	-	X	DA	GES, TA
68. Construction of KG Block with Resting Room, Store and Office at Sawaba D/A Primary and Construction of 4Unit KVIP with 2unit Urinal	RC Primary					550	0	0	X	-	DA	GES, TA
69. Construction of 3-Unit JHS Classroom Block with Changing Room, Staff Common Room and and Construction of 4Unit KVIP with 2unit Urinal Office at	Bankama					900	0	0	X	-	DA	GES, TA

70. Construction of 6-Unit Classroom Block with Changing Room, Staff Common Room and Construction of 4Unit KVIP with 2unit Urinal Office at Korancha Primary	Konkoma					1,500	0	0	X	-	DA	GES, TA
Sub-total						13,540	0	0	13,540			
Objective: To improve quality healthcare in the district by 2028												
Programme: Health promotion Programme												
71. Construction of 1No. CHPS Compound with staff accommodation, water, electricity, WC toilet, baths, and urinal	Domeabra					2,200	0	0	X	-	PEDA	MP, GHS, TA,
72. Construction of 1No. CHPS Compound with water, electricity, WC toilet and baths	Konkoma					2,200	0	0	X	-	PEDA	MP, GHS, TA,
73. Renovation and upgrading of Harbour Clinic	Yeji					550	0	0	X	-	MP	GHS, TA, PEDA
74. Register and renew NHIS for children and first year SHS students	District wide					200	0	0	X	-	MP	GHS, TA, PEDA
75. Supply of hospital equipment to CHPS Compounds at Domeabra and Konkoma	Domeabra and Konkoma					1,073.76	0	0	X	-	DA	GHS, TA
76. Organize annual best health workers award	Yeji					150	0	0	X	-	MP	PEDA GHS,

77. Organize Quarterly HIV/AIDS counselling, sensitization, and test in the District	Yeji and Sawaba					200	0	0	X	-	DA	GHS, Private sector
Sub-total						6,573.76	0	0	6,573.76			
Objective: To create more awareness of PWDs and child protection laws and policies												
Programme: Social Welfare (PWDs/Women, Children) Development Programme												
78. Conduct sensitization on child protection concerns using CP Tool-Kits.	Ten communities (10)					2	5	1	X	-	DSD	DA, CSOs, NGOs
79. Identify, register and mediate Fifty (50) family and child welfare cases.	District Wide					2	3	3	X	-	DSD	DA, CSOs, NGOs
80. Identify, register, and socio-economically empower Persons with disabilities (PWDs), in the District.	District Wide					400	5	0	X	-	DSD	DA, CSOs, NGOs
81. Monitor and supervise payment of LEAP cash grants to all beneficiary households.	28 communities					2	5	0	X	-	DSD	DA, CSOs, NGOs
82. Organize two (2) capacity building training for social services providers and key stakeholders to promote effective coordination in providing social services to children in need of care in	District wide					5	5	30	X	-	DS	DA, TA

an efficient and cost effective manner.											
83. Educate and encourage formation of village savings and loans groups for women in communities for capital mobilization for business set-ups.	In four communities				3	3	0	X	-	DSD	DA, CSOs, NGOs
84. Provide probation services at the district court to promote social justices for children in contact or in conflict with the law	Yeji				2	2	1	X	-	DSD	DA, NGOs
85. Conduct search and rescue exercise for victims of child trafficking and labor for rehabilitation, reintegration, and reunification	District wide				5	2	5	X	-	DSD	DA, CSOs, NGOs
86. Identify and register vulnerable groups onto NHIS free registration exercise.	District Wide				3	2	2	X	-	DSD	NHIS, DA, CSOs, NGOs
87. Form, inaugurate, and train community child protection committees to promote child protection and referrals of case for quick responds and redress.	In six (6) communities				5	2	1	X	-	DSD	DA, CSOs, NGOs

88. Organize public sensitization through radio and community durbars on child labor, child trafficking, child marriage, child rights and responsibilities and good parenting.	Five communities					5	0	4	X	-	DSD	DA, CSOs, NGOs, NCCE, CHRAJ
89. Organize public awareness creation on Sexual and Gender Based Violence (SGBV), online sexual abuse and other gender base issues.	In five (5) schools and five (5) communities					5	1	1	X	-	DSD	DA, NGOs,
90. Procurement of office logistics, consumables and payment of bills.	Yeji					10	0	3	X	-	DSD	DA, NGOs
91. Sensitization of stakeholders on road safety in the District	District-wide					10	0	0	X	-	DA	T.A., Assembly member GPS, HODs and Agencies, CSO, Media Houses, GPRTU, General Public, etc
92. Promote self-help initiatives in the District	District-wide					700	6	0	X	-	DA	Private Sector, T.As. etc
93. Organize 6 clean-up exercises/communal labour in all Area Councils	Area Council Seats					0	6	0	X	-	AC	DA, Private Sector, T.As. etc
94. Organize 3 meetings each at the 6 area councils	Area Council Seats					0	20	0	X	-	AC	DA, Private Sector, T.As. etc

95. Construction of Labun Area Council Office with electricity, toilet and urinal	Kofi Basare					500	0	0	X	-	Konkoma AC	DA, Private Sector, T.As. etc
Sub-total						1,659	67	51	1,777			
Objective: To reduce child marriage and teenage pregnancy by 80% in 2028												
Programme: Population management programme												
96. Sensitize the public on the need to register birth and death in the District	District Wide					2	5	0	X	-	B&D	DA
Sub-total						2	5	0	7			
Objective: To create employment opportunities through LED by 2028												
Programme: Trade and Local Economic Development programme												
97. Complete construction and Electrification of 3No. 2-Storey 20 Lockable Store, Sick bay, Children Holding Rest room and Furnishing at Konkoma	Konkoma					2,000	0	0	X	-	DA	MLGCRA, TA,
98. Construct cattle kraal for Yeji cattle market	Yeji					2,000	0	0	X	-	DA	MLGCRA, TA,
99. Rehabilitation of Slaughter House	Yeji					500	0	0	X	-	DA	MLGCRA, TA,
100. Management training for artisans in the District	Yeji					30	5	0	X	-	BAC	DA
101. Business Registration with Registrar General Department (RGD)	Yeji					2	4	0	X	-	BAC	DA
102. National Vocational Training Institute (NVTI)	Yeji, Parambo/s					10	3	0	X	-	BAC	DA

Proficiency Exams for artisans in the District	awaba, Konkoma											
103. Formation and establishment of village saving and loan groups (VSLA) in the District.	District Wide					10	6	0	X	-	BAC	DA
104. Organize and develop grant proposal for women and farmer based groups in the District	District Wide					30	5	0	X	-	BAC	DA
105. Promotional drive for participation in Pantoon fest in Yeji	Yeji					0	10	0	X	-	DA	Alive FM Traditional authorities, MP
106. Promotional drive for participation in Annual swimming competition at Yeji Harbour Lake Site	Yeji					0	30	0	X	-	DA	Alive FM, GMA, Ghana Navy, Traditional authorities, MP
107. Organize and assess progress of income generation activities such as bee keeping at Kachawura	Kachawura					10	0	0	X	-	BAC	C'nities, Private Sector
108. Training and, giving start-up support to women groups in Detergent and Sanitizer production	Yeji					10	5	0	X	-	BAC	MasterCard Foundation, NBSSI, Women's Groups, Asso of PWDs, NGOs, MOWAC
109. Organize quarterly Stakeholders engagement on SMEs activities	Yeji					30	10	0	X	-	BAC	NBSSI, Women's Groups, Asso of PWDs, NGOs, MOWAC, Food Crop Farmers

110. Training of Artisans in financial management	Yeji					20	0	0	X	-	BAC	NBSSI, Women's Groups, Asso of PWDs, NGOs, MOWAC, Food Crop Farmers
111. Conduct 2 Needs Assessment of Artisans	Yeji					10	0	0	X	-	BAC	NBSSI, Women's Groups, Asso of PWDs, NGOs, MOWAC, Food Crop Farmers
112. Build capacity of women and other vulnerable groups in gari processing, pomade and soap making on packaging and assessing financial assistance to enhance their agribusiness	District Wide					40	10	0	X	-	BAC	NBSSI, Women's Groups, Asso of PWDs, NGOs, MOWAC, Food Crop Farmers
113. Organize Training for women in leadership	Yeji					10	0	0	X	-	BAC	NBSSI, Women's Groups, Asso of PWDs, NGOs, MOWAC, Food Crop Farmers
114. Conduct advisory, counseling and extension Services for clients	District Wide					5	5	0	X	-	BAC	BAC, NBSSI, Women's Groups, Asso of PWDs, NGOs, MOWAC, Food Crop Farmers
115. Support BAC to train and provide business services to SMEs Kaizen	District Wide					25	0	0	X	-	BAC	

												DA, SMEs, RCC &Dept of Co- operatives
116. Build capacity of beneficiaries of graduate youth investment funds on banking culture at the 1D1F.	Brekente					50	0	0	X	-	BAC	DA, SMEs, RCC, &Dept of Co- operatives
Sub-total						4,792	93	0	4,885			
Objective: To Ensure Sustainable and Resilient Agriculture Production by 2028												
Programme: Agriculture Sustainability Programme												
117. Provision of farm inputs and other resources to improve productivity	District wide					354	0	0	X	-	MP	DoA, PEDA
118. Purchase of utilities (electricity, water, communication, internet Service) AND Stationery by December, 2028.	DOA/PED A-YEJI					40	0	0	X	-	DA	Depart'ts, VRA, CWSA
119. Servicing of 1 office vehicle, 11 Motorbikes and other (Computer and accessories) equipment by December, 2028.	TECHIM AN					8	0	0	X	-	DoA-PEDA	PEDA
120. Purchase insurance renewal for 1 official vehicle and 11 motor bikes by 2nd quarter, 2026.	DOA/PED A-YEJI					40	0	0	X	-	DoA-PEDA	PEDA
121. Conduct 12 Monthly Technical Review Meetings	DOA/PED A-YEJI					4	0	0	X	-	DoA-PEDA	PEDA

for staff by December, 2026.												
122. Conduct listing of Farm Household and Holders and Field Measurement to Establish Yield in 10 Enumeration Areas in the 1st Quarter, 2026.	District-Wide				12	0	0	X	-	DoA-PEDA	PEDA	
123. 6 DDOs to make 288 Monitoring Visits to backstop 12 AEAs by December, 2026.	District-Wide				12	0	0	X	-	DoA-PEDA	PEDA	
124. DDA to make 24 Supervisory Visits by December, 2028	District-Wide				45	5	0	X	-	DoA-PEDA	PEDA	
125. Sensitize and train 3000 (2,000 males, 1000 females) rice, yam and maize actors in the value chain to facilitate effective market linkages in the 1st and 2nd Quarter, 2028.	Kwayase, Kachawura, Adjentriwa, Bomoden, Chokolombo Nkwanta, Kupoa, Konkoma, Koracha, Parambo/Sawaba, Kofi Basari				22	0	0	X	-	DoA-PEDA	PEDA	

126. Sensitize and train 1500 (1000 Males, 500 Females) actors in cereals and legumes (Maize, rice, sorghun cowpea) on post harvest and storage handling to minimize post harvest losses in the 3rd Quarter, 2028.	District-Wide					7.5	0	0	X	-	DoA-PEDA	PEDA
127. Sensitize and train 500 (100 Males, 400 Females) actors in vegetable (pepper) value chain on proper post-harvest and storage handling to minimize post-harvest losses in the 3rd and 4th Quarter, 2028.	Kojo Boffour, Adjentriwa, Kofi Basari Nsuoano, Sawaba					1.5	0	0	X	-	DoA-PEDA	PEDA
128. Sensitize and train 100 Processors (Cassava dough and Gari) for 30 Males and 70 Females in four communities on proper handling, hygiene and food safty during procesing and storage to minimize post-harvest losses in the 2nd Quarter, 2028.	Yeji, Parambo, Kofi Basari					7.5	0	0	X	-	DoA-PEDA	PEDA
129. Sensitize and train 500 livestock farmers (350 males, 150 females) on Bio security recognition and	Kojo Boffour, Habitat, Kwayase					22.50	0	0	X	-	DoA-PEDA	PEDA

basic preventive techniques by the end of 1st Quarter, 2028.												
130. Sensitize and train 1,500 farmers (1000 Males, 500 Females) on climate smart agriculture techniques for crop production by the end of 2nd Quarter, 2028.	Kupua, Yeji, Kofi Basari, Parambo				7.50	0	0	X	-	DoA-PEDA	PEDA	
131. Sensitize and train 500 farmers (300 males, 200 females) on responsible use of pesticide by the end of 2nd Quarter, 2028.	Yeji, Sawaba				10	0	0	X	-	DoA-PED	PEDA	
132. Organise 4 Zonals and 1 District level RELC Planning Sessions for Stakeholders by 3rd Quarter, 2028.	District-Wide				15	0	0	X	-	DoA-PEDA	PEDA	
133. 12 AEAs to make 2,304 Farm and Home Visits to Support (1,200 Females & 3,400 Males) Crop and Livestock Farmers, and other Commodity Chain actors on GAPs and Sustainable practices to ensure successful implementation of PFJ 2.0 by December, 2028.	District-Wide				18	0	0	X	-	DoA-PEDA	PEDA	

134. Conduct (Nine) Training/Demonstration on drought tolerant maize varieties and best practices in maize production to mitigate drought and other constraints in maize production for 300 farmers (100 males, 200 females) by September 2028	Adjentriwa, Korancha, Bomoden, Nchamba, Kwayase, Parambo, Yeji, Chokolombo, Kobre.					6	0	0	X	-	DoA-PEDA	PEDA
135. Conduct training on post harvest handling and protection of maize and cowpea in 8 communities for 300 farmers/aggregators (100 males, 200 females) to minimized post harvest losses by December 2028	Adjentriwa, Korancha, Bomoden, Nchamba, Kwayase, Parambo, Yeji, Chokolombo, Kobre.					18	0	0	X	-	DoA-PEDA	PEDA
136. Sensitize and train 100 farmers (60 Female, 40 Males) on Village Saving and Loans Scheme concept in 4 communities by December, 2028.	Sawaba, Kwayase, Konkoma, Kofi Basari, Kojo Bofour, Adjentriwa,					4	0	0	X	-	DoA-PEDA	PEDA
Sub-total						6,54.5	5	0	65.5			

Objective: To ensure sustainable Fisheries sector in the district
Programme: Fisheries and Aquaculture Development Programme

137. Supply of fish inputs for improve fish production.	Fishing communities					200	0	0	X	-	MP	Yeji FC, PEDDA
138. Sensitize fishers and stakeholders on fisheries laws and regulations	Kajai Brekente Tonka, Yeji,					10	7	0	X	-	FC	DA, Traditional Authorities, fishers
139. Train fishermen, Fishmongers on best practices in Post-Harvest Technology	Yeji					10	6	0	X	-	FC	DA, Fish traders Associations
140. Monitoring and Supervision of Technical Staff on Market and Landing Site Data Collection	Yeji					5	0	0	X	-	FC	DA, Traditional Authorities, Private Sector
Sub-total						225	13	0	238			

Objective: To promote environmental health to support sustainable development
Programme: Environmental Sanitation management Programme

141. Sensitize and issue medical certificate to food and drink vendors based on medical fitness	District Wide					5	3	0	X	-	DEHO	DA, TA
142. Pay salary of cleaners/sanitary labourers	Yeji, Paramb-Sawaba					360	0	0	X	-	DA	TA, Cleaners
143. Procure 3No Laptops for officers	Yeji					18	0	0	X	-	DA	DACF Secretariat

144. Procure 3No Motorbikes for sanitation activities	Yeji					75	0	0	X	-	DA	DACF Secretariat
145. Sensitization of Communities and training on CLTS activities	District wide					35	0	0	X	-	DA	Community Members
146. Sanitation Improvement Package (SIP)	District wide					387.21	3	0	X	-	DA	TA
147. Carrying out Fumigation Exercise	District wide					366.28	3	0	X	-	DA	TA
148. Dislodging of institutional and Assembly owned toilets	District wide					400	0	0	X	-	DA	GES, GHS DoA, etc
149. Monitoring and Supervision of environmental Service Providers	Yeji, and Parambo-Sawaba					15	5	0	X	-	DA	TA
150. Conduct sensitization on WASH activities	District wide					100	3	0	X	-	DA	TA
151. Organize nutritional sensitization programme for school feeding caterers	District Wide					5	3	0	X	-	DA	TA
152. Evacuation of refuse dumps and maintenance of final dumping site	District Wide					700	0	0	X	-	DA	TA
153. Sensitize landlords/landladies on the need to properly construct and maintain household latrines	Kobre Nsuano					50	0	0	X	-	DA	TA

154. Organize National Sanitation Day Exercise	Yeji and Parambo-Sawaba					400	0	0	X	-	DEHU	TA, Agencies, Groups, Security Youth
155. Organize periodic clean exercise to promote environmental hygiene in the District	District Wide					3	3	0	X	-	DEHU	DA, TA
Sub-total						2,919.49	23	0			2,942.49	
Objective: To reduce Vulnerability and variability to climate change by 2028												
Programme : Disaster Prevention and Management Programme												
156. Organize disaster technical committee meeting with stakeholders, DDMC, Opinion leaders in Yeji	District Wide					4	4	0	X	-	NADM O,	DA, DPs
157. Create awareness of the residence on causes, prevention and how to manage disaster through radio shows, community durbar and information centres in the District	District Wide					15	3	0	X	-	NADM O,	DA, DPs
158. Build capacity of DVGS on disaster prevention and management (bush fire, flood and windstorm)	District Wide					5	6	0	X	-	NADM O,	DA, DPs
159. Response to emergency- procure relief items for disaster victims	District Wide					400	0	0	X	-	NADM O,	DA, DPs

160. Undertake monitoring of NADMO activities within the year	District wide					2	0	0	X	-	NADM O,	DA, DPs
Sub-total						426	13	0	439			
Objective: To improve forest cover in the district by 2028												
Programme: Natural Resource Conservation-climate change mitigation												
161. Organize quarterly stakeholders engagement on climate change mitigation	Yeji					20	20	0	X	-	DA	DoA, TA, EPA, DA, DPs GNFS
162. Educate communities on effects of climate change on livelihood-	District Wide					100	20	0	X	-	DA	DoA, TA, EPA, DA, DPs GNFS
163. Undertake tree planting for Climate restoration and improvement	District wide					70	20	0	X	-	DA	Tulow Oil, Forestry Commission, DPs DoA, farmers
Sub-total						190	60	0	250			
TOTAL ESTIMATES						44,131.75	982	1053	46,166.75			

Table 6.4: PRU EAST DISTRICT ANNUAL ACTION PLAN FOR 2029

Broad Activity	Location	Timeframe (2029)				Cost			Programme Status		Implementing Institution/Dpt	
		Q1	Q2	Q3	Q4	GoG GHC (000)	IGF GHC (000)	Others GHC(000)	New	On-going	Lead	Collaborating
Objective: To ensure participatory governance at the local level												
Programme : Good Governance and General Administration Programme												
1. Repairs, Insurance & running expenses of	Yeji					150	50	0	X	-	DA	DA

Official Vehicles & other Equipment												
2. Support routine administrative activities of the DA and Decentralized Dept.	Yeji					200	70	0	X	-	DA	DD
3. Organize general assembly, executive committee and sub-committee meetings	Yeji					100	40	0	X	-	DA	ACs, C'nities, Private Sector
4. Purchase of utilities and stationery for office uses	Yeji					100	50	0	X	-	DA	DD
5. Promote security and maintain peace in the District	District wide					250	200	0	X	-	DA	GPS, Military, TAs etc
6. Support NALAG Activities	Yeji					79.20	10	0	X	-	DA	Assembly members
7. Data collection of household toilet facilities across the Pru East District.	District wide					5	10	0	X	-	Statistical Dep,t.	MIS,REV UNIT, Assembly Members,
8. Sensitization of Heads of Department on the Pru East MPI report PHC.	District wide					2	3	0	X	-	Statistical Dep,t.	DPCU
9. Procure office supplies, equipment and servicing of computers and printers, and buy and install windows, office and antivirus software	Yeji					30	10	0	X	-	MIS Unit	DA
10. Procure printers and computers for the Assembly	Yeji					50	10	0	X	-	MIS Unit	DA

11. Annual renewal of webhosting and secure socket layer certificate for PEDDA website	Accra					5	5	0	X	-	MIS Unit	NITA, SMARK Infranco
12. Explore, showcase, and promote iconic and tourism potential of the District on PEDDA website	Yeji					5	2	0	X	-	MIS Unit	Media stations in the District
13. Construction Police station at Parambo-Sawaba	Yeji					1,300	0	0	-	X	DA	GPS
14. Rehabilitate of market stores and stalls at Yeji	Yeji					2,500	20	0	-	X	DA	GHS,GES, TA, DPs
15 Support the implementation of Development Communication Strategy	District wide					530	0	0	-	X	DA	Hon, Assembly members, T.A, Private Sector, etc
Sub-total						4,776.2	480	0		5,256.2		
Objective: To facilitate human resource development and management by 2029												
Programme: Human Resource Development and Management Programme												
15. Organize in-service training/workshops for staff on LGS protocols, administrative procedures, and emerging HR trends.	Yeji					45	2	0	-	X	DA	DPs
16. Facilitation of appraisal processes, review meetings, printing of appraisal forms, and feedback sessions with departments.	Yeji					20	10	0	X	-	HRD	DA, HOD/U'S
17. Organize sensitization sessions on HR policies,	Yeji					21	5	0	X	-	HRD	DA, DPs

LGS code of conduct, and workplace discipline.												
18. Promote staff welfare, team cohesion, and occupational health.	Yeji				20.	3	0	X	-	HRD	DA, Depart'ts	
19. Undertake demand driven capacity building programmes	Yeji				70	0	0	X	-	HRD	DA, Depart'ts	
20. Organize orientation on communication, ICT support, minor repairs, refreshments for HR activities in Department	Yeji				10	10	0	X	-	HRD	DA, Depart'ts	
21. Support implementation of knowledge management and learning frameworks	Yeji				20	25	0	X	-	HRD	DA, Depart'ts	
Sub-total					186	30	0	216				
Objective: To create an enabling Environment for improved revenue mobilisation by 2029												
Programme: Finance and Revenue improvement Programme												
22. Sensitize tax payers on the importance of tax payment ie fees, licenses, fines, rents, property rate, business operating permit	Yeji				5	2	0	X	-	DA	DPs	
23. Intensify registration of business for update of revenue data	Yeji				4	3	0	X	-	DA	DPs, business ass.	
24. Implement revenue improvement action plan	Yeji				10	5	0	X	-	DA	DPs, business ass., DD	
25. Organize Quarterly Audit Committee Meetings	Yeji				40	0	0	X	-	AU	DA	

Sub-total					59	10	0	69			
To enhance participatory planning and budgeting by 2029											
Programme: Planning, Budgeting, Monitoring, and Evaluation Programme											
26. Organize quarterly DPCU meetings	Yeji				80	0	0	X	-	DA	Decentralised, Units
27. Conduct 3 Town Hall Meetings on the Preparation and Implementation of the AAP and the Composite Budget	Yeji				30	0	0	X	-	DPCU	MLGRD, MOFEP, EPA, ACs, C'nities, Private Sector
28. Prepare Annual Action Plan for 2028	Yeji				20	5	0	X	-	DA	DD, Units, TA. MP etc
29. Prepare composite budget for 2028	Yeji				20	5	0	X	-	DA	DD, Units, TA. MP etc
30. Organize budget committee meetings	Yeji				40	0	0	X	-	DA	DD, Units
31. Organize 2 joint stakeholder meeting and planning session for the year 2025	Yeji				60	5	0	X	-	PU	DA
32. Conduct participatory planning, monitoring, and evaluation DA projects and programmes	Yeji				120	10	0	X	-	DPCU	DA, Departments and Units
33. Organize 2 stakeholders engagement with Traditional authorities, farmers and cattle owners	Yeji				10	0	0	X	-	PU	T.A., Farmers, Cattle owners
Sub-total					380	25	0	405			
Objective: To improve access to water supply, sanitation and hygiene in the district by 2029											
Programme: Potable Water Supply Programme											

34. Facilitate provision of potable water (expand Yeji and Restore Parambo-Sawaba water systems)	Yeji, Parambo/Sawaba & Konkoma					30	0	900	X	-	DA	CWSA, Fisheries Commission
35. Collaborate with service providers such as VRA, and CWSA to provide services to community members	District Wide					15	5	0	X	-	DA	Telecommunication Companies, T.As..
36. Drilling of 10 No. boreholes with hand pump	Selected communities					1,100	0	0	-	X	DA	CWSA, TA
37. Drilling and Mechanization of 10No. Boreholes with Concrete Stand with 2No 3000Ltrs Polytank each and solar Power	Slaughter house, Kobre, Adjantriva etc					2,295	0	0	-	X	DA	CWSA, TA
						3,440	5	900	4,345			
Objective: To prepare layouts for Major communities in the district by 2029												
Programme : Physical and Spatial Planning Programme												
38. Verified digitalized Street Names (Ground truthing)	Yeji and Sawaba					10	10	2	-	X	DPP	DA, DPs
39. Procurement and Installation of Property Addressing Plates	Yeji					5	20	0	-	X	DPP	DA, DPs
40. Procurement and Installation of Signages	Yeji					5	30	0	-	X	DPP	Departments, BERCC, Private sector, T.A.
41. Preparation of District Structural Plan.	Yeji/Sawaba					30	0	0	-	X	DPP	Departments, BERCC, Private sector, T.A.
42. Preparation of planning scheme.	Kojo Buffour, Kachawur					20	10	0	-	X	DPP	Departments, BERCC, Private sector, T.A.

	a, Konkoma											
43. Organize a sensitization programme on permitting and building regulation	Yeji					5	15	0	X		PPD	WORKS
44. Support Department on Development Control Activities.	District Wide					5	5	0	-	X	DDP	WORKS
45. Organize monthly Technical and Spatial Sub-committees meetings.	Yeji					30	6	0	-	X	PPD	WORKS, SPC
Sub-total						110	96	2	208			
Objective: To increase electricity coverage in the district by 2029												
Programme : Electrification Programme												
46. Maintain street lights in communities	Yeji, Parambo, Sawaba, Labun Quarters, Kofi Basare Konkoma					1,000	0	0	-	X	DA	VRA, Private Sector
47. Provision solar mini grid to overbank communities in the District	Konkonsi, Cherepo- Ayimaye, etc					200	0	0	-	X	DA	VRA, Private Sector, MP
Sub-total						1,200	0	0	1,200			
Objective: Provide efficient transportation networks in the district												
Programme : Road and Transport Programme												

48. Rehabilitation of feeder roads in the District	Konkoma to Vutideke, Kajai, Brekente, Kobre to Ckolombo Bator and Kupua, Yeji to Prang, Kofi Basare to Nchamba, etc					700	0	100	-	X	DA	GoG, Feeder Roads
49. Tarring of 10 kilometres township roads	Yeji					100	0	0	-	X	DA	GoG, Feeder Roads
50. Construction of 4No speed ramps	Yeji, Kofi Basare, Labun Quarters					300	0	0	-	X	DA	GoG, Ghana Highway Authority
51. Facilitate supply of life jackets to boat operators for passengers use as safety mechanism	Yeji					200	0	0	-	X	DA	Ghana Maritime Authority, Ghana Navy, Boat owners Association
52. Collaborate with Ghana Navy to conduct regular training on swimming and rescuing during boat accident.	Yeji					120	5	0	-	X	DA	Ghana Maritime Authority, Ghana Navy, Boat owners Association
Sub-total						1,420	5	100	1,525			

Objective: To Support build a resilient education sector in the district												
Programme: Education Support Programme												
53. Construction of 6No. 3-Unit Classroom Block with Changing Room, Staff Common Room, office, store, water, electricity, and and Construction of 4Unit KVIP with 2unit Urinal Office at	Korancha, Kofi Basare Nsuano, Avorkope, Jatakpo, Bachinaba cha, Alhaji Akura,					7,000	0	0	X	-	MP	GES, TA, PEDA
54. Provide financial support to brilliant but needy students in the District	District Wide					250	0	0	X	-	MP	GES, PEDA
55. Organize annual best teacher/ educational workers awards	Yeji					250	0	0	X	-	MP	GES, PEDA
56. Organise STME Clinic	Yeji and Sawaba					30	0	0	-	X	DA	GES, TA
57. Celebration of independence Day	Yeji					100	0	0	-	X	DA	GES, TA, youth groups, etc
58. Support brilliant but needy students	District wide					300	0	0	-	X	DA	GES, TA
59. Support the organization of BECE/My First Day at School	District wide					20	0	0	-	X	DA	GES, TA
60. Procure 1000No. Dual Desk with Metal Legs and Wooden Top	Selected Schools					2,000	0	0	-	X	DA	GES, TA

61. Procure 300No. Mono Desk with Metal Legs and Wooden Top	Selected Schools					600	0	0	-	X	DA	GES, TA
62. Procure 50No. KG Table with 300No.Chairs	Selected Schools					200	0	0	-	X	DA	GES, TA
63. Supply of 50No. Techears' Table with 50No Chairs, 10No. Headmasters' Table with 10No. Headmasters' Arm Chairs, and 20No. Visitors' Chairs	Selected Schools					200	0	0	-	X	DA	GES, TA
64. Construction of KG Block with Resting Room, Store and Office at Sawaba D/A Primary and Construction of 4Unit KVIP with 2unit Urinal	RC Primary					550	0	0	X	-	DA	GES, TA
65. Construction of 3-Unit JHS Classroom Block with Changing Room, Staff Common Room and and Construction of 4Unit KVIP with 2unit Urinal Office at	Bankama					900	0	0	X	-	DA	GES, TA
66. Construction of 6-Unit Classroom Block with Changing Room, Staff Common Room and and Construction of 4Unit KVIP with 2unit Urinal Office at Korancha Primary	Konkoma					1,500	0	0	X	-	DA	GES, TA

Sub-total						13,900	0	0		13,900		
Objective: To improve quality healthcare in the district by 2029												
Programme: Health promotion Programme												
67. Construction of 1No. CHPS Compound with staff accommodation, water, electricity, WC toilet, baths, and urinal	Domeabra					2,200	0	0	X	-	PEDA	MP, GHS, TA,
68. Construction of 1No. CHPS Compound with water, electricity, WC toilet and baths	Konkoma					2,200	0	0	X	-	PEDA	MP, GHS, TA,
69. Renovation and upgrading of Harbour Clinic	Yeji					550	0	0	X	-	MP	GHS, TA, PEDA
70. Register and renew NHIS for children and first year SHS students	District wide					200	0	0	X	-	MP	GHS, TA, PEDA
71. Supply of hospital equipment to CHPS Compounds at Domeabra and Konkoma	Domeabra and Konkoma					1,073.76	0	0	X	-	DA	GHS, TA
72. Organize annual best health workers award	Yeji					150	0	0	X	-	MP	PEDA GHS,
73. Organize Quarterly HIV/AIDS counselling, sensitization, and test in the District	Yeji and Sawaba					250	0	0	X	-	DA	GHS, Private sector
Sub-total						6,623.76	0	0				6,623.76
Objective: To create more awareness of PWDs and child protection laws and policies												
Programme: Social Welfare (PWDs/Women, Children) Development Programme												

74. Conduct sensitization on child protection concerns using CP Tool-Kits.	Ten communities (10)					4	5	1	X	-	DSD	DA, CSOs, NGOs
75. Identify, register and mediate Fifty (50) family and child welfare cases.	District Wide					2	3	3	X	-	DSD	DA, CSOs, NGOs
76. Identify, register, and socio-economically empower Persons with disabilities (PWDs), in the District.	District Wide					400	5	0	X	-	DSD	DA, CSOs, NGOs
77. Monitor and supervise payment of LEAP cash grants to all beneficiary households.	28 communities					2	5	0	X	-	DSD	DA, CSOs, NGOs
78. Organize two (2) capacity building training for social services providers and key stakeholders to promote effective coordination in providing social services to children in need of care in an efficient and cost effective manner.	District wide					7	5	30	X	-	DS	DA, TA
79. Educate and encourage formation of village savings and loans groups for women in communities for capital mobilization for business set-ups.	In four communities					3	3	0	X	-	DSD	DA, CSOs, NGOs

80. Provide probation services at the district court to promote social justices for children in contact or in conflict with the law	Yeji					5	2	1	X	-	DSD	DA, NGOs
81. Conduct search and rescue exercise for victims of child trafficking and labor for rehabilitation, reintegration, and reunification	District wide					5	2	5	X	-	DSD	DA, CSOs, NGOs
82. Identify and register vulnerable groups onto NHIS free registration exercise.	District Wide					3	2	2	X	-	DSD	NHIS, DA, CSOs, NGOs
83. Form, inaugurate, and train community child protection committees to promote child protection and referrals of case for quick responds and redress.	In six (6) communities					5	2	1	X	-	DSD	DA, CSOs, NGOs
84. Organize public sensitization through radio and community durbars on child labor, child trafficking, child marriage, child rights and responsibilities and good parenting.	Five communities					5	0	4	X	-	DSD	DA, CSOs, NGOs, NCCE, CHRAJ
85. Organize public awareness creation on Sexual and Gender Based Violence	In five (5) schools and five					5	1	1	X	-	DSD	DA, NGOs,

(SGBV), online sexual abuse and other gender base issues.	(5) communities											
86. Procurement of office logistics, consumables and payment of bills.	Yeji					10	0	3	X	-	DSD	DA, NGOs
87. Sensitization of stakeholders on road safety in the District	District-wide					10	0	0	X	-	DA	T.A., Assembly member GPS, HODs and Agencies, CSO, Media Houses, GPRTU, General Public, etc
88. Promote self-help initiatives in the District	District-wide					700	6	0	X	-	DA	Private Sector, T.As. etc
89. Organize 6 clean-up exercises/communal labour in all Area Councils	Area Council Seats					0	6	0	X	-	AC	DA, Private Sector, T.As. etc
90. Organize 3 meetings each at the 6 area councils	Area Council Seats					0	20	0	X	-	AC	DA, Private Sector, T.As. etc
91. Construction of Labun Area Council Office with electricity, toilet and urinal	Kofi Basare					500	0	0	X	-	Konkoma AC	DA, Private Sector, T.As. etc
Sub-total						1,666	67	51	1,784			
Objective: To reduce child marriage and teenage pregnancy by 80% in 2029												
Programme: Population management programme												
92. Sensitize the public on the need to register birth and death in the District	District Wide					2	5	0	X	-	B&D	DA

Sub-total						2	5	0	7			
Objective: To create employment opportunities through LED by 2029												
Programme: Trade and Local Economic Development programme												
93. Construction and Electrification of 3No. 20 Lockable Store, Sick bay, Children Holding Rest room and Furnishing at Parambo Market	Parambo					8000	0		X	-	DA	MLGCRA, TA,
94. Construct cattle kraal for Yeji cattle market	Yeji					2,000	0		X	-	DA	MLGCRA, TA,
95. Rehabilitation of Slaughter House	Yeji					500	0		X	-	DA	MLGCRA, TA,
96. Management training for artisans in the District	Yeji					30	5	0	X	-	BAC	DA
97. Business Registration with Registrar General Department (RGD)	Yeji					2	4	0	X	-	BAC	DA
98. National Vocational Training Institute (NVTI) Proficiency Exams for artisans in the District	Yeji, Parambo/s awaba, Konkoma					10	3	0	X	-	BAC	DA
99. Formation and establishment of village saving and loan groups (VSLA) in the District.	District Wide					10	6	0	X	-	BAC	DA
100. Organize and develop grant proposal for women and farmer based groups in the District	District Wide					30	5	0	X	-	BAC	DA

101. Promotional drive for participation in Pantoon fest in Yeji	Yeji					0	10	0	X	-	DA	Alive FM Traditional authorities, MP
102. Promotional drive for participation in Annual swimming competition at Yeji Harbour Lake Site	Yeji					0	30	0	X	-	DA	Alive FM, GMA, Ghana Navy, Traditional authorities, MP
103. Organize and assess progress of income generation activities such as bee keeping at Kachawura	Kachawura					10	0	0	X	-	BAC	C'nities, Private Sector
104. Training and, giving start-up support to women groups in Detergent and Sanitizer production	Yeji					10	5	0	X	-	BAC	MasterCard Foundation, NBSSI, Women's Groups, Asso of PWDs, NGOs, MOWAC
105. Organize quarterly Stakeholders engagement on SMEs activities	Yeji					30	10	0	X	-	BAC	NBSSI, Women's Groups, Asso of PWDs, NGOs, MOWAC, Food Crop Farmers
106. Training of Artisans in financial management	Yeji					20	0	0	X	-	BAC	NBSSI, Women's Groups, Asso of PWDs, NGOs, MOWAC, Food Crop Farmers
107. Conduct 2 Needs Assessment of Artisans	Yeji					10	0	0	X	-	BAC	NBSSI, Women's Groups, Asso of PWDs, NGOs, MOWAC, Food Crop Farmers

108. Build capacity of women and other vulnerable groups in gari processing, pomade and soap making on packaging and assessing financial assistance to enhance their agribusiness	District Wide					40	10	0	X	-	BAC	NBSSI, Women's Groups, Asso of PWDs, NGOs, MOWAC, Food Crop Farmers
109. Organize Training for women in leadership	Yeji					10	0	0	X	-	BAC	NBSSI, Women's Groups, Asso of PWDs, NGOs, MOWAC, Food Crop Farmers
110. Conduct advisory, counseling and extension Services for clients	District Wide					5	5	0	X	-	BAC	BAC, NBSSI, Women's Groups, Asso of PWDs, NGOs, MOWAC, Food Crop Farmers
111. Support BAC to train and provide business services to SMEs Kaizen	District Wide					25	0	0	X	-	BAC	DA, SMEs, RCC & Dept of Co-operatives
112. Build capacity of beneficiaries of graduate youth investment funds on banking culture at the 1D1F.	Brekente					50	0	0	X	-	BAC	DA, SMEs, RCC, & Dept of Co-operatives
Sub-total						10,792	93	0	10,885			
Objective: To Ensure Sustainable and Resilient Agriculture Production by 2029												
Programme: Agriculture Sustainability Programme												

113. Provision of farm inputs and other resources to improve productivity	District wide					400	0	0	X	-	MP	DoA, PEDA
114. Purchase of utilities (electricity, water, communication, internet Service) AND Stationery by December, 2026.	DOA/PEDA-YEJI					40	0	0	X	-	DoA-PEDA	PEDA, CWSA, VRA
115. Servicing of 1 office vehicle, 11 Motobikes and other (Computer and accessories) equipment by December, 2029.	TECHIMAN					15	5	0	X	-	DoA-PEDA	PEDA
116. Purchase insurance renewal for 1 official vehicle and 11 motor bikes by 2nd quarter, 2029.	DOA/PEDA-YEJI					40	0	0	X	-	DoA-PEDA	PEDA
117. Conduct 12 Monthly Technical Review Meetings for staff by December, 2029.	DOA/PEDA-YEJI					6	6	0	X	-	DoA-PEDA	PEDA
118. Conduct Listing of Farm Household and Holders and Field Measurement to Establish Yield in 10 Enumeration Areas in the 1st Quarter, 2029.	District-Wide					12	0	0	X	-	DoA-PEDA	PEDA
119. 6 DDOs to make 288 Monitoring Visits to	District-Wide					12	0	0	X	-	DoA-PEDA	PEDA

backstop 12 AEA's by December, 2029.												
120. DDA to make 24 Supervisory Visits by December, 2029	District-Wide				45	5	0	X	-	DoA-PEDA	PEDA	
121. Sensitize and train 3000 (2,000 males, 1000 females) rice, yam and maize actors in the value chain to facilitate effective market linkages in the 1st and 2nd Quarter, 2029.	Kwayase, Kachawura, Adjentriwa, Bomoden, Chokolombo Nkwanta, Kupoa, Konkoma, Koracha, Parambo/Sawaba, Kofi Basari				22	3	0	X	-	DoA-PEDA	PEDA	
122. Sensitize and train 1500 (1000 Males, 500 Females) actors in cereals and legumes (Maize, rice, sorghum cowpea) on post-harvest and storage handling to minimize post-harvest losses in the 3rd Quarter, 2029.	District-Wide				9	0	0	X	-	DoA-PEDA	PEDA	
123. Sensitize and train 500 (100 Males, 400 Females)	Kojo Boffour,				3	0	0	X	-	DoA-PEDA	PEDA	

actors in vegetable (pepper) value chain on proper post-harvest and storage handling to minimize post-harvest losses in the 3rd and 4th Quarter, 2029.	Adjentriwa, Kofi Basari Nsuoano, Sawaba											
124. Sensitize and train 100 Processors (Cassava dough and Gari) for 30 Males and 70 Females in four communities on proper handling, hygiene and food safety during processing and storage to minimize post-harvest losses in the 2nd Quarter, 2029.	Yeji, Parambo, Kofi Basari				8	0	0	X	-	DoA-PEDA	PEDA	
125. Sensitize and train 500 livestock farmers (350 males, 150 females) on Bio security recognition and basic preventive techniques by the end of 1st Quarter, 2029.	Kojo Boffour, Habitat, Kwayase				22.50	0	0	X	-	DoA-PEDA	PEDA	
126. Sensitize and train 1,500 farmers (1000 Males, 500 Females) on climate smart agriculture techniques for crop production by the end of 2nd Quarter, 2029.	Kupua, Yeji, Kofi Basari, Parambo				7.50	0	0	X	-	DoA-PEDA	PEDA	

127. Sensitize and train 500 farmers (300 males, 200 females) on responsible use of pesticide by the end of 2nd Quarter, 2029.	Yeji, Sawaba					10	0	0	X	-	DoA-PED	PEDA
128. Organise 4 Zonals and 1 District level RELC Planning Sessions for Stakeholders by 3rd Quarter, 2029	District-Wide					15	0	0	X	-	DoA-PEDA	PEDA
129. 12 AEAs to make 2,304 Farm and Home Visits to Support (1,200 Females & 3,400 Males) Crop and Livestock Farmers, and other Commodity Chain actors on GAPs and Sustainable practices to ensure successful implementation of PFJ 2.0 by December, 2029.	District-Wide					18	2	0	X	-	DoA-PEDA	PEDA
130. Conduct (Nine) Training/Demonstration on drought tolerant maize varieties and best practices in maize production to mitigate drought and other constraints in maize production for 300 farmers	Adjentriwa, Korancha, Bomoden, Nchamba, Kwayase, Parambo, Yeji, Chokolombo, Kobre.					6	3	0	X	-	DoA-PEDA	PEDA

(100 males, 200 females) by September 2029												
131. Conduct training on post harvest handling and protection of maize and cowpea in 8 communities for 300 farmers/aggregators (100 males, 200 females) to minimized post harvest losses by December 2029	Adjentriw a, Korancha, Bomodén, Nchamba, Kwayase, Parambo, Yeji, Chokolom bo, Kobre.				18	2	0	X	-	DoA-PEDA	PEDA	
132. Sensitize and train 100 farmers (60 Female, 40 Males) on Village Saving and Loans Scheme concept in 4 communities by December, 2029.	Sawaba, Kwayase, Konkoma, Kofi Basari, Kojo Bofour, Adjentriw a,				4	6	0	X	-	DoA-PEDA	PEDA	
Sub-total					713	32	0	745.00				
Objective: To ensure sustainable Fisheries sector in the district by 2029												
Programme: Fisheries and Aquaculture Development Programme												
133. Supply of fish inputs for improve fish production.	Fishing communiti es				200	0	0	X	-	MP	Yeji FC, PEDA	
134. Sensitize fishers and stakeholders on fisheries laws and regulations	Kajai Brekente Tonka, Yeji,				10	8	0	X	-	FC	DA, Traditional Authorities, fishers	

135. Train fishermen, Fishmongers on best practices in Post-Harvest Technology	Yeji					10	6	0	X	-	FC	DA, Fish traders Associations
136. Monitoring and Supervision of Technical Staff on Market and Landing Site Data Collection	Yeji					5	0	0	X	-	FC	DA, Traditional Authorities, Private Sector
						225	14	0			239.00	
Objective: To promote environmental health to support sustainable development by 2029												
Programme: Environmental Sanitation management Programme												
137. Sensitize and issue medical certificate to food and drink vendors based on medical fitness	District Wide					5	3	0	X	-	DEHO	DA, TA
138. Construction of 20-seater W.C. toilet facility at Parambo Market	Parambo Market					550	0	0	X	-	DA	TA, AC,
139. Pay salary of cleaners/ sanitary labourers	Yeji, Paramb-Sawaba					360	0	0	X	-	DA	TA, Cleaners
140. Procure 2No Laptops for officers	Yeji					18	0	0	X	-	DA	DACF Secretariat
141. Procure 2No Motorbikes for sanitation activities	Yeji					75	0	0	X	-	DA	DACF Secretariat
142. Sensitization of Communities and training on CLTS activities	District wide					50	0	0	X	-	DA	Community Members

143. Sanitation Improvement Package (SIP)	District wide					387.21	3	0	X	-	DA	TA
144. Carrying out Fumigation Exercise	District wide					366.28	3	0	X	-	DA	TA
145. Dislodging of institutional and Assembly owned toilets	District wide					400	0	0	X	-	DA	GES, GHS DoA, etc
146. Monitoring and Supervision of environmental Service Providers	Yeji, and Parambo-Sawaba					15	5	0	X	-	DA	TA
147. Conduct sensitization on WASH activities	District wide					100	3	0	X	-	DA	TA
148. Organize nutritional sensitization programme for school feeding caterers	District Wide					5	3	0	X	-	DA	TA
149. Evacuation of refuse dumps and maintenance of final dumping site	District Wide					700	0	0	X	-	DA	TA
150. Sensitize landlords/landladies on the need to properly construct and maintain household latrines	Kobre Nsuano					50	0	0	X	-	DA	TA
151. Organize National Sanitation Day Exercise	Yeji and Parambo-Sawaba					400	0	0	X	-	DEHU	TA, Security Agencies, Youth Groups,
152. Organize periodic clean exercise to promote environmental hygiene in the District	District Wide					3	3	0	X	-	DEHU	DA, TA

Sub-total						3,484.49	23	0		3,507.49		
Objective: To reduce Vulnerability and variability to climate change by 2029												
Programme : Disaster Prevention and Management Programme												
153. Organize disaster technical committee meeting with stakeholders, DDMC, Opinion leaders in Yeji	District Wide					6	4	0	X	-	NADM O,	DA, DPs
154. Create awareness of the residence on causes, prevention and how to manage disaster through radio shows, community durbar and information centres in the District	District Wide					15	5	0	X	-	NADM O,	DA, DPs
155. Build capacity of DVGS on disaster prevention and management (bush fire, flood and windstorm)	District Wide					10	6	0	X	-	NADM O,	DA, DPs
156. Response to emergency- procure relief items for disaster victims	District Wide					400	0	0	X	-	NADM O,	DA, DPs
157. Undertake monitoring of NADMO activities within the year	District wide					10	0	0	X	-	NADM O,	DA, DPs
Sub-total						441	15	0			456.00	
Objective: To improve forest cover in the district by 2029												
Programme: Natural Resource Conservation												
158. Organize quarterly stakeholders engagement	Yeji					20	20	0	X	-	DA	DoA, TA, EPA, DA, DPs, GNFS

on climate change mitigation												
159. Educate communities on effects of climate change on livelihood-	District Wide					100	20	0	X	-	DA	DoA, TA, EPA, DA, DPs, GNFS
160. Undertake tree planting for Climate restoration and improvement	District wide					100	20	0	X	-	DA	Tulow Oil, Forestry Commission DPs DoA, farmers
Sub-total						220	60	0	280.00			
TOTAL ESTIMATES						49,638	960	1053	51,651,000.00			

Table 6.5: Maintenance Plan

Type of Infrastructure/Assets	Type of Maintenance	Schedule of Maintenance (Start date – end date)	Estimated Cost of Maintenance (GHC)	Location	Responsibility
Vehicles and Equipment	Repairs, Maintain, Insurance & running expenses of Official Vehicles & other Equipment	Jan.2026 to Dec 2029	1,500,000.00	Yeji	DCD, Transport Officer
Transportation	Rehabilitation of feeder roads	Jan.2026 to Dec 2029	2,000,000.00	Konkoma to Brekente, Vutideke and Kajai, Parambo-Parambo Nsuano, Konkoma Adjantriwa to Chokolombor Nkwanta to Chokolombor Bator and Chokolombor Nkwanta to Kapua, Cherepo to Ayimaye	DA, FR and Urban Roads
Buildings	Rehabilitate & Maintain DA buildings & structures	Jan.2026 to Dec 2029	2,680,000.00	District Wide	DA, GHS, GES
Streetlights	Rehabilitation of Streetlights	Jan.2026 to Dec 2029	1,000,000.00	District Wide	DA, VRA

Source: DPCU, 2025

CHAPTER SEVEN

7.0 MONITORING AND EVALUATION PLAN FOR 20226– 2029

7.1 Introduction

The Preparation of a District Medium Term Development Plan (DMTDP), is for the realisation of a Goal, objectives as well as target of an organisation. These can only be met when there are indicators to these targets. The main objectives of Monitoring and Evaluation Plan is to set these indicators to be certain of meeting the targets.

The main goal of the DMTDP is to develop the district into a spatially homogeneous entity, offering wider opportunities for socio-economic development and the general welfare of its inhabitants within an atmosphere of peace and tranquility.

However, the objectives of the DMTDP are grouped under the various dimensions of the Medium-Term National Development Policy Framework for 2026-2029 namely;

- Economic Development
- Social Development
- Environment Human Settlements Development
- Governance and Institutional Development

7.2 Identification and Analysis of Stakeholders

This stakeholder analysis has been done with active involvement of the DPCU, Civil Society Organizations (CSOs), Local Communities and Assembly members. It is therefore anticipated that they will effectively play their assigned responsibilities to ensure successful implementation of the M&E plan.

Table 7.1: Identification and Analysis of Stakeholders

No	Stakeholders	Responsibilities/Information Needs/Interests & Involvement
1.	National Development Planning Commission (NDPC)	Preparation of M&E guidelines, monitoring and preparation of assessment reports (APRs) on the implementation of DMTDPs
2.	Ministries Departments and Agencies (MDAs)	Policy formulation, monitoring and coordination
3.	Parliament / Members of Parliament	To brief constituents
4.	Regional Coordinating Council	Harmonization of districts M&E plans, monitor implementation of the DMTDPs and coordinate preparation of APRs
5.	District Assembly /Assembly Members	Preparation/review of the M&E plan, implementation of the M&E plan, monitoring and evaluation, preparation and dissemination of APRs
6.	Development Partners	To monitor utilization of fund inflow and production of APRs
7.	Civil Society Organizations (Religious Bodies (FBOs), NGOs, CBOs, Disabled Groups and other Voluntary Organizations)	To demand accountability and transparency, information dissemination and advocacy
8.	Local community including Traditional Authorities	Demand accountability, transparency, support data collection and participate in M&E
9.	Political Parties	To evaluate/critique performance of government
10.	Media	Dissemination of information on the implementation of DMTDPs to the general public
11.	Researchers/Institutions	Make constructive suggestions to implementation of projects and programmes. Appraise projects and programmes through research

Table 7.2: Monitoring Matrix/Results Framework for 2026-2029

Goal 1: To Package Agriculture as a business in the District														
Objective: To enhance Sustainable and Resilient Food Production System														
Programme														
Indicators	Indicator Definition	Indicator Type	Baseline 2025	Target				Disaggregation	Monitoring Frequency	Responsibility				
				2026	2027	2028	2029							
Goal: Enhance Local Economic Development through trade and investment														
Objective : Enhance Local Economic Development through trade and investment														
Programme : Local Economic Development														
Proportion of women and farmer based groups empowered in the District	Count of Women and farmer based groups receiving grants	Outcome	10%	25%	35%	45%	55%	Women, farmer groups	Yearly	BAC, DA				
Percentage of modern market available in the District	Count of modern markets in the district	Outcome	0%	100%	100%	100%	100%	Yeji Station 1, Yeji main market, Konkoma market, and Parambo Market	Quarterly	DA, MLGCRA				
Proportion of new industries in used	Count of new usable industries	Outcome	0%	30%	30%	100%	100%	Yeji, Parambo/sawaba	Yearly	DDA, BAC, DA				
Percentage of people empowered with new jobs	Count of jobs created	Outcome	25%	30%	50%	75%	100%	District Wide	Yearly	DDA, BAC, DA, YEA				
Goal: Package Agriculture as a business in the District														
Objective: To enhance Sustainable and Resilient Food Production System														
Programme: Agriculture Sustainability														
Percentage increase in	Percentage increase in	Outcome	Maize	2.8 %	Maize	3.5 %	Maize	4%	Maize	4.2 %	Maize	4.3 %	Yearly	DDA, DA

output of agriculture production	output of agriculture production		Rice(milled)	1.6%	Rice(milled)	2.0%	Rice(milled)	2.1%	Rice(milled)	2.4%	Rice(milled)	2.5%	Entire District, Yeji market		
		Cassava	3.9%	Cassava	4.2%	Cassava	4.5%	Cassava	4.8%	Cassava	4.9%				
		Groundnut	4.8%	Groundnut	4.9%	Groundnut	5%	Groundnut	5.2%	Groundnut	5.5%				
		Yam	1.6%	Yam	2%	Yam	2.5%	Yam	3%	Yam	3.2%				
		Cattle	22.8%	Cattle	24%	Cattle	25%	Cattle	27%	Cattle	29%				
		Sheep	35%	Sheep	36%	Sheep	37%	Sheep	38%	Sheep	40%				
		Goat	17%	Goat	20%	Goat	22%	Goat	23%	Goat	25%				
		Pig	20.1%	Pig	22%	Pig	24%	Pig	25%	Pig	26%				
		Poultry	21%	Poultry	23%	Poultry	24%	Poultry	26%	Poultry	28%				
<p>Goal: To support the fisheries sector to enhance income levels of the people</p> <p>Objective: To ensure sustainable development and management of fisheries resources</p> <p>Programme: Fisheries and Aquaculture Development</p>															
Percentage of annual Fish production (Major)	percentage of fish production	Outcome	70%	75%	80%)	90%)	100%	Yeji Market	Yearly	DFD, DA					
<p>Goal: To ensure resilient communities in the District</p> <p>Objective: To prepare layouts for Major communities in the district by 2029</p> <p>Programme: Physical and Spatial Planning</p>															
Percentage of properties Valued in the District	percentage of properties Valued in the District	Outcome	0%	20%	35%	40%	50%	Yeji and Parambo-Sawaba	Yearly	DA, Land Valuation Board					

Proportion of streets and properties named and addressed in the District	percentage of streets and properties named and addressed	Outcome	27%	37%	47%	57%	70%	Yeji, Konkoma, Kojo Boffour, Parambo-Sawaba	Yearly	PPO, DA
<p>Goal: To provide efficient transportation network in the district</p> <p>Objective: To facilitate the rehabilitation of 15 feeder roads in the district by 2029</p> <p>Programme: Roads and transport</p>										
Percentage of road network in good condition	percentage of road network in good condition	Outcome	63%	65%	70%	75%	80%	Urban, Rural	Yearly	DA, Feeder/Urban Roads
<p>Goal: To improve access to water supply, sanitation and hygiene in the district</p> <p>Objective: To increase water coverage to 90% by 2029</p> <p>Programme: Water and Sanitation</p>										
Percentage of Population with sustainable access to safe drinking water sources	Percentage of Population with sustainable access to safe drinking water sources	Outcome	68%	70%	75%	80%	85%	Urban, Rural	Yearly	DA, CWSA
Percentage of communities covered by electricity	% count of communities covered by electricity	Outcome	80%	85%	90%	95%	98%	New Areas	Yearly	DA, VRA
Proportion of population with access to improved sanitation services	% count of population with access to improved sanitation services	Outcome	35%	40%	45%	50%	55%	Urban, Rural	Quarterly	DA, CWSA
Proportion of Communities	Count of percentage of communities	Outcome	32%	25%	20%	15%	10%	District wide	Yearly	NADMO, DA

affected by Disaster (18)	affected by Disaster									
Goal: To support builds a resilient education sector in the district Objective: To enhance equitable access to, and participation in quality education at all levels Programme: Education Support										
Percentage of Youth provided with employable skills	Count of percentage of youth provided with employable skills	Outcome	3%	10%	15%	25%	30%	Male, Female	Yearly	BAC, DA
Percentage BECE pass rate	% Count of BECE pass rate in the District	Outcome	92.20%	94%	95%	96%	97%	Girls, Boys	Yearly	GES, DA
Goal: To facilitate effective and efficient health delivery in the district Objective: To support health professionals access to rural and Island communities by 2029 Programme: Health promotion										
Proportion of Operational Health Facilities	Percentage of operational Health facilities in the District	Outcome	100%	100%	100%	100%	100%	Konkoma, Adjantriwa, Tonka, Labun, Cherepo/Ayimaye	Yearly	GHS, DA
Proportion of the Population with valid NHIS Card	% Count of the population with Valid NHIS cards	Outcome	65%	75%	85%	95%	100%	Age, individuals, indigenes	Yearly	NHIS, DA
Maternal Mortality Ratio	Count of Maternal Mortality	Outcome	135.9 per 100,000 live birth	100 per 100,000 live birth	75 per 100,000 live birth	50 per 100,000 live birth	25 per 100,000 live birth	Hospitals, Health centres	Yearly	GHS, DA
Doctor to Patient Ratio	Count of Doctor to Patient Ratio	Outcome	1:20,370	1:15,000	1:10,000	1: 9000	1:7,000	Hospital	Yearly	GHS, DA
Goal: To ensure the protection of child rights										

Objective: To prevent and protect children from all forms of violence, abuse, neglect and exploitation by 2029										
Programme: Child Development										
Percentage of recorded cases of child trafficking and abuse in the District	Percentage of recorded cases of child trafficking and abuse	Outcome	60%	50%	30%	25%	20%	Male, Female	Yearly	DSD, DA
Percentage of cases of Crime in the District	Percentage of cases in crime	Outcome	60%	50%	40%	20%	10%	Male, Female & Children	Yearly	GPS, DA
Goal: To manage population to support the growth of the district										
Objective: To reduce child marriage and teenage pregnancy by 80% in 2029										
Programme: Population management										
Proportion of births and deaths registered	Percentage of birth and death recorded	Outcome	Births=80% Death = 20%	Births=100% Death = 100%	Births=100% Death = 100%	Births=100% Death = 100%	Births=100% Death = 100%	Male, Female	Yearly	Birth & Death, DA

7.3: MONITORING AND EVALUATION CALENDAR/WORKPLAN AND BUDGET

7.3.1 Introduction

A vital component of the M&E Plan is an M&E Calendar or Work Plan. The calendar which was developed in a participatory manner indicates the time frame and a budget relating to each activity and the actors (who should do what and when). The table below gives the details of the M&E calendar/work plan for monitoring implementation of the DMTDP.

Table 7.3: Monitoring & Evaluation Calendar and Budget

Activities	Time Frame (2026– 2029)	Actors	Budget (GH¢)
Data collection and review meetings			
Quarterly field visits/Monitoring	3 rd Tuesdays in March, June, September and December	DPCU, Community Leaders, Project Beneficiaries, CSOs, Contractors, Consultants & Financiers	120,000.00
Quarterly review meetings	3 rd Thursday in March, June, September and December	DPCU, heads of units and CSOs	80,000.00
Preparation of quarterly Progress reports	Before 15 th of April, July, October and January	DPCU/DPO	16,000.00

Submission of quarterly Progress reports to RPCU/NDPC	By 15 th of April, July, October and January	DCD/DPO	4,000.00
Total Budget for Data collection and review meetings			220,000.00
Annual Progress Report (APR) preparation and dissemination			
Data collation	From 15 th Jan. annually	DPCU and heads of units	20,000.00
Draft District APR prepared	31 st Jan. annually	DPCU	5,000.00
Draft APR review workshop	15 th February annually	DPCU, Heads of Units, RPCU, Assembly Members, Opinion Leaders, CSOs & Development Partners	20,000.00
Final APR submitted to RPCU/NDPC	By 28 th Feb. annually	DCD/DPO	3,000.00
Dissemination of District APR	15 th March annually	DPCU	20,000.00
Total Budget for Annual Progress Report (APR) preparation and dissemination			68,000.00
District Medium Term Development Plan (DMTDP) Evaluations			
Mid-term Evaluation	Start 15 th March 2028	DPCU, Heads of Units, RPCU, NDPC, Assembly Members, Opinion Leaders, CSOs & Development Partners	20,000.00
Terminal Evaluation	Start 15 th March 2029	DPCU, Heads of Units, RPCU, NDPC, Assembly Members, Opinion Leaders, CSOs, Consultant & Development Partners	20,000.00
Participatory M&E	Start 15 th April bi-annually	DPCU, DCE, PM, MP, RPCU, Assembly Members, Community Leaders, Project Beneficiaries, CSOs, Contractors, Consultants & Financiers	60,000.00
Total Budget for District Medium Term Development Plan (DMTDP) Evaluations			100,000
Total Budget for the Monitoring and Evaluation Plan			388,000.00

7.4 DETAILED MONITORING AND EVALUATION BUDGET

7.4.1 Introduction

A vital component of the M&E Plan is the M&E Budget which will translate the plan into action. The M&E budget provides in detailed the resources and the funds required for effective implementation of the M&E plan. It is therefore hoped that the DA will annually consult the budget and incorporate it into its annual budgets and ensure timely releases of funds for implementation of the plan.

Table 7.4: Monitoring & Evaluation Calendar and Budget

Activities	Time Frame (2018 – 2021)	Actors	Budget (GH¢)
Data collection and review meetings			
Quarterly field visits/Monitoring	3 rd Tuesdays in March, June, September and December	DPCU, Community Leaders, Project Beneficiaries, CSOs, Contractors, Consultants & Financiers	- Fuel = 60,000 - Allowance = 40,000 - Feeding = 20,000 Total 120,000
Quarterly review meetings	3 rd Thursday in March, June, September and December	DPCU, heads of units and CSOs	- Feeding 30,000 - Allowance 30x20x16 = <u>50,000</u> Total 80,400
Preparation of quarterly reports	Before 15 th of April, July, October and January	DPCU/DPO	- Stationery = 1,600 - Allowance = 13,200 - Printer Toner 1,000 - Bidding = <u>200</u> Total 16,000.00
Submission of quarterly reports to RPCU/NDPC	By 15 th of April, July, October and January	DCD/DPO	Report submission 350x16= <u>5,600</u>
Total Budget for Data collection and review meetings			220,000
Data collation	From 15 th Jan. annually	DPCU and heads of units	- Fuel = 1,600 - Stationery = 400 - Allowance = <u>18,000</u> 20,000.00
Draft District APR prepared	31 st Jan. annually	DPCU	- Stationery = 1,000.00 - Allowance = <u>4,000 .00</u> Total 5,000.00
Draft APR review workshop	15 th February annually	DPCU, Heads of Units, RPCU, Assembly Members, Opinion Leaders, CSOs & Development Partners	- Stationery = 1,600 - T&T = 6,000 - Allowance = 8,000 - Feeding: = 4,000 - Facilitators allowance 800 Total 20,000
Final APR submitted to RPCU/NDPC	31 st Jan. annually	DCD/DPO	- Printer Toner & stationery= 400 - Bidding 10x5x4 = 200 - APR submission 4x350 = <u>2,400</u>

			3,000
Dissemination of District APR	15 th Feb. annually	DPCU	- Air time (30 minutes) = 2,000 - Area /Town councils Fora within the 96ACs 9x4x1,000 = <u>18,000</u> 20,000
Total Budget for Annual Progress Report (APR) preparation and dissemination			68,000
District Medium Term Development Plan (DMTDP) Evaluations			
Mid-term Evaluation	Start 15 th March 2023	DPCU, Heads of Units, RPCU, NDPC, Assembly Members, Opinion Leaders, CSOs & Development Partners	- Stationery = 1,600 - T&T = 6,000 - Allowance = 8,000 - Feeding: = 4,000 - Facilitators allowance 800 Total 20,000
Terminal Evaluation	Start 15 th March 2025	DPCU, Heads of Units, RPCU, NDPC, Assembly Members, Opinion Leaders, CSOs, Consultant & Development Partners	- Stationery = 1,600 - T&T = 6,000 - Allowance = 8,000 - Feeding: = 4,000 - Facilitators allowance 800 Total 20,000
Participatory M&E	Start 15 th April bi-annually	DPCU, DCE, PM, MP, RPCU, Assembly Members, Community Leaders, Project Beneficiaries, CSOs, Contractors, Consultants & Financiers	-Fuel = 30,000 - Allowance = 20,000 - Feeding = 10,000 Total = 60,000
Total Budget for District Medium Term Development Plan (DMTDP) Evaluations			100,000.00
Total Budget for the Monitoring and Evaluation Plan			388,000.00

7.5: EVALUATION

The DPCU will conduct Mid-term and terminal evaluations on the implementation of the DMTDP. This will enable the DPCU to assess the performance of project and programmes implemented and how the inventions achieved their objectives in relation to the goal of the Agenda for jobs. These evaluations will improve decision making and provide insights for effective programme design and implementation.

To ensure independent outcome of the evaluation, the DA will contract out the terminal evaluation to a private consultant. It is envisaged such a practice will not only make the evaluation extensive but the results more independent, reliable and verifiable.

7.6: Participatory Monitoring and Evaluation (PM&E)

To facilitate and promote Participatory Monitoring and Evaluation (PM&E), the DPCU vigorously involved key stakeholders and beneficiaries in the preparation of the M&E plan. They were three local NGOs (Mission of Hope for Social Foundation, Youth Our Future and Community Initiative Foundation), all the three paramountcies in the district and the Disable Society. The rest were Yeji Market Women Association, the nine Area/Town Councils, NADMO, NCCE, DMHIS, NYEP and Assembly members. The DPCU will actively partner the aforementioned stakeholders in monitoring and evaluating the DMTDP to promote transparency and accountability in project implementation.

To promote and sustain PM&E, there will be the need to build capacity of stakeholders especially CSOs and Area Councils on PM&E methods like Participatory Rural Appraisal (PRA), Citizen Report Card and Community Score Card to enable them monitor projects and programmes implemented within their area

7.7 EVALUATION

Program/Activity: School Feeding Programme

7.7.1 Background

The District is implementing the Ghana School Feeding Programme (GSFP). Currently a total of 22 Schools are benefiting from the programme. The evaluation has become necessary because in the course of our needs assessment for the preparation of the DMTDP, most communities hoped the GSFP was extended to their schools. The DPCU therefore deemed it necessary to carry out an evaluation of the programme to ascertain its impacts on people in the District

7.7.2: Objectives of the Evaluation

The objectives for the evaluation among others are to:

- Establish the contribution of the programme to poverty reduction
- Establish error of inclusion/exclusion (if any) and the way forward
- Ascertain its impact on learning outcomes in beneficiary schools

7.7.3: Types of Evaluation

The evaluation type for the program will be process and impact evaluation. The Process evaluation occurs once program implementation has begun, and it measures how effective your program's procedures are. The data it generates is useful in identifying inefficiencies and streamlining processes, and portrays the program's status to external parties. However impact evaluation studies the entire programme from beginning to end (or at whatever stage the program is at), and looks to quantify whether or not it has been successful. Focused on the long-term impact, impact evaluation is useful for measuring sustained changes brought about by the programme or making policy changes or modifications to the program.

Table 7.5: Evaluation Matrix: Ghana School Feeding Programme (GSFP)

Evaluation Criteria	Evaluation Questions		Data Needed	Data Sources	Data Collection Methods
	Main Question	Sub-question			
Relevance	What changes in programme participants' lives are attributable to GSFP?	Should the programme continue?	Number of people with improved lives due to GSFP	Primary /secondary data	Surveys, focused group discussion, data from Ghana statistical service etc.
Efficiency	Was/is there need to give or feed people as a social intervention package?	What other options exist?	Is the GSFP fund used for the intended beneficiaries?	Primary data	Baseline surveys, administration of questionnaires
Effectiveness	What is the percentage number of beneficiaries who are out of poverty	Is poverty levels going down through GSFP?	Percentage of people who are out of the poverty line	Primary/secondary data	Surveys, Ghana statistical service
Impact	Are learning outcomes improving as a result of GSFP?	What are the signs of improvement in GSFP beneficiary schools?	Evidence of improved learning outcomes	Primary data	Surveys, community fora
Sustainability	Will beneficiaries' lives remain improved after GSFP is over?	What are the stop-gap measures to ensure that people lives remain improved after GSFP?	Type of savings parents are making with the GSFP	Primary data	Surveys, focused group discussion,

7.7.4: Knowledge Management and Learning

The Assembly acknowledge knowledge management and learning as a critical factor in the sustainable development of the District. The development of knowledge management and learning frameworks is necessary for stakeholders engagement, planning, decision making, implementation, and reporting processes. The knowledge sharing activities have been captured in the annual action plans and Knowledge Management and Learning Frameworks are attached in appendix 2

CHAPTER EIGHT

8.0 DEVELOPMENT COMMUNICATION STRATEGY

8.1 Introduction

This is an important step in planning and clearly defined the communication goals and develop a specific strategy to effectively communicate the plan to all stakeholders, including decision-makers and the citizenry. A well-defined communication goal helps in transparency and citizen ownership of the plan. Identify the target audience including gender and vulnerable groups sure the right people hear about the plan and their roles and responsibilities in the implementation of the plan (MTDP, 2026-2029) and L.I. 2232 of 2016

Table 8.1: Development Communication Strategy

Activity	Purpose	Audience	Method/tool	Timeframe																Responsibility
				2026				2027				2028				2029				
				Q 1	Q 2	Q 3	Q 4	Q 1	Q 2	Q 3	Q 4	Q 1	Q 2	Q 3	Q 4	Q 1	Q 2	Q 3	Q4	
Community sensitization	To create awareness on the DMTDP	Community members, Traditional authorities etc.	Community durbars, drama, role play																DPCU	
Dissemination of DMTDP	Stakeholders to have copies of DMTDP	MPs, Heads of Dpts, Traditional Authorities, Area Councils, CSOs, NGOs etc	Meetings, durbars, Round-table discussions																DPCU	
Meeting with Political leadership	To get them to appreciate the DMTDP.	DCE, Presiding member, MPs and chairpersons of the subcommittee	Meetings Round-table discussion and, PowerPoint presentations.																DPCU	
	To update them on the status of implementation																			
Meeting with stakeholders on Review of AAPs	To know the level of implementation of DMTDP	NDPC, Heads of Departments, NGOs, CSOs	PowerPoint presentations, discussions																DPCU	
Quarterly Monitoring with stakeholders participation	To ensure that projects are implemented as planned	NDPC, MPs, Heads of Dpts, Traditional Authorities, Area Councils, CSOs, NGOs etc	Community score cards																DPCU	
Orientation on the Preparation of M & E Reports	As a feedback on plan implementation	NDPC, MPs, Heads of Dpts, Traditional Authorities, Area Councils, CSOs, NGOs etc	Meetings, round-table discussion																DPCU	
Sensitization on preparation and Approval of AAPs	To know exactly the DA is doing for the year	Hon. Assembly members, NGOs, CSOs	Radio stations, Presentations																DPCU	

Sensitization on Mid-year review of DMTDP	To establish level of DMTDP level of implementation, challenges and way forward	NDPC, MPs, Heads of Dpts, Traditional Authorities, Area Councils, CSOs, NGOs etc	Radio stations PowerPoint presentations																		DPCU
---	---	---	---	--	--	--	--	--	--	--	--	--	--	--	--	--	--	--	--	--	------

Source: DPCU, 2025

APPENDIX 1: SUSTAINABILITY TEST

Activity: Construction and completion of 1No. Assembly complex for decentralised departments in Yeji		
CRITERIA-BASIC AIMS AND OBJECTIVES	INDICATORS	PERFORMANCE MEASURE
EFFECTS ON NATURAL RESOURCES		
Protected Areas and Wildlife: should be conserved, and these resources should be enhanced where practical	Sensitive areas shown on maps	(0)12345
Degraded Land: and areas vulnerable to degradation should be avoided. Already degraded land should be enhance	Vulnerable areas shown on maps	(0)12345
Energy: The PPP should encourage efficient energy use, and maximize use of renewable rather than fossil fuels	Quantity and type of fuel/energy to be identified	(0)12345
Pollution: discharges of pollutants and waste products to the atmosphere, water and land should be avoided or minimized	Quantity and type of pollutants and waste to be identified	(0)12345
Use of Raw Materials: All raw materials should be used with maximum efficiency, and recycled where practical	Quantity and type of materials to be assessed	(0)12345
Rivers and Water bodies: should retain their natural character	Minimum flows/water levels to be set	(0)12345
EFFECTS ON SOCIAL AND CULTURAL CONDITIONS		
Local Character: and cohesion of local communities should be maintained and enhanced where practical	Opinions of local communities to be assessed	(0)12345
Health and Well-being: The PPP should benefit the work force, and local communities in terms of health and well-being, nutrition, shelter, education and cultural expression	Number of people exposed to water-borne disease, or lacking adequate food and shelter to be assessed	(0)12345
Gender: The PPP should empower women	Number of women to be empowered	(0)12345
Work for Local People: Priority should be given to providing jobs for local people and particularly women and young people	Number of people to be employed	(0)12345
Participation: Active participation and involvement of local communities should be encouraged (especially vulnerable and excluded sections)	Level of participation proposed	(0)12345
Access: of the poor to land should be improved	Number of the poor to be assisted	(0)12345
Access: of the poor to water should be improved	Number of the poor to be assisted	(0)12345
Access: of the poor to transport should be improved	Number of the poor to be assisted	(0)12345
Sanitation: should be improved	Number of the poor to be assisted	(0)12345
Equity: Adverse and beneficial impacts from development should be distributed equitably and should not discriminate against any groups, especially vulnerable and excluded persons	Number of the poor to benefit on equitable terms	(0)12345
Vulnerability and Risk: of drought, bush fire, floods, crisis and conflicts and epidemics should be reduced	Occurrence to be noted and monitored	(0)12345
EFFECTS ON THE ECONOMY		
Growth: The PPP should result in development that encourages strong and stable conditions of economic growth	Economic output to be evaluated	(0)12345
Local materials and services: PPP should encourage use of raw materials and services from local industries where possible	Description of sources	(0)12345
Local investment of capital: development should encourage the local retention of capital and the development of downstream industries, utilizing local raw materials, products and labour	Description of investment strategy	(0)12345
INSTITUTIONAL ISSUES		
Adherence to democratic principles		(0)12345
Human Rights		(0)12345

Access to information		(0)12345
Regulation/Compliance: PPP should ensure best practice and compliance with environmental/industry standards and guidelines		(0)12345

Activity: Complete the construction 1No. Court Building, cconstruction of fence wall and gravelling around court in Yeji		
CRITERIA-BASIC AIMS AND OBJECTIVES	INDICATORS	PERFORMANCE MEASURE
EFFECTS ON NATURAL RESOURCES		
Protected Areas and Wildlife: should be conserved, and these resources should be enhanced where practical	Sensitive areas shown on maps	(0)12345
Degraded Land: and areas vulnerable to degradation should be avoided. Already degraded land should be enhance	Vulnerable areas shown on maps	(0)12345
Energy: The PPP should encourage efficient energy use, and maximize use of renewable rather than fossil fuels	Quantity and type of fuel/energy to be identified	(0)12345
Pollution: discharges of pollutants and waste products to the atmosphere, water and land should be avoided or minimized	Quantity and type of pollutants and waste to be identified	(0)12345
Use of Raw Materials: All raw materials should be used with maximum efficiency, and recycled where practical	Quantity and type of materials to be assessed	(0)12345
Rivers and Water bodies: should retain their natural character	Minimum flows/water levels to be set	(0)12345
EFFECTS ON SOCIAL AND CULTURAL CONDITIONS		
Local Character: and cohesion of local communities should be maintained and enhanced where practical	Opinions of local communities to be assessed	(0)12345
Health and Well-being: The PPP should benefit the work force, and local communities in terms of health and well-being, nutrition, shelter, education and cultural expression	Number of people exposed to water-borne disease, or lacking adequate food and shelter to be assessed	(0)12345
Gender: The PPP should empower women	Number of women to be empowered	(0)12345
Work for Local People: Priority should be given to providing jobs for local people and particularly women and young people	Number of people to be employed	(0)12345
Participation: Active participation and involvement of local communities should be encouraged (especially vulnerable and excluded sections)	Level of participation proposed	(0)12345
Access: of the poor to land should be improved	Number of the poor to be assisted	(0)12345
Access: of the poor to water should be improved	Number of the poor to be assisted	(0)12345
Access: of the poor to transport should be improved	Number of the poor to be assisted	(0)12345
Sanitation: should be improved	Number of the poor to be assisted	(0)12345
Equity: Adverse and beneficial impacts from development should be distributed equitably and should not discriminate against any groups, especially vulnerable and excluded persons	Number of the poor to benefit on equitable terms	(0)12345
Vulnerability and Risk: of drought, bush fire, floods, crisis and conflicts and epidemics should be reduced	Occurrence to be noted and monitored	(0)12345
EFFECTS ON THE ECONOMY		
Growth: The PPP should result in development that encourages strong and stable conditions of economic growth	Economic output to be evaluated	(0)12345
Local materials and services: PPP should encourage use of raw materials and services from local industries where possible	Description of sources	(0)12345
Local investment of capital: development should encourage the local retention of capital and the development of downstream industries, utilizing local raw materials, products and labour	Description of investment strategy	(0)12345

INSTITUTIONAL ISSUES		
Adherence to democratic principles		(0)12345
Human Rights		(0)12345
Access to information		(0)12345
Regulation/Compliance: PPP should ensure best practice and compliance with environmental/industry standards and guidelines		(0)123 45

Activity: Construction and Completion of 2-Story Police Head Quarters at Yeji (Phase I)		
CRITERIA-BASIC AIMS AND OBJECTIVES	INDICATORS	PERFORMANCE MEASURE
EFFECTS ON NATURAL RESOURCES		
Protected Areas and Wildlife: should be conserved, and these resources should be enhanced where practical	Sensitive areas shown on maps	(0)12345
Degraded Land: and areas vulnerable to degradation should be avoided. Already degraded land should be enhance	Vulnerable areas shown on maps	(0)12345
Energy: The PPP should encourage efficient energy use, and maximize use of renewable rather than fossil fuels	Quantity and type of fuel/energy to be identified	(0)12345
Pollution: discharges of pollutants and waste products to the atmosphere, water and land should be avoided or minimized	Quantity and type of pollutants and waste to be identified	(0)1 23 4 5
Use of Raw Materials: All raw materials should be used with maximum efficiency, and recycled where practical	Quantity and type of materials to be assessed	(0)123 4 5
Rivers and Water bodies: should retain their natural character	Minimum flows/water levels to be set	(0)1234 5
EFFECTS ON SOCIAL AND CULTURAL CONDITIONS		
Local Character: and cohesion of local communities should be maintained and enhanced where practical	Opinions of local communities to be assessed	(0)12345
Health and Well-being: The PPP should benefit the work force, and local communities in terms of health and well-being, nutrition, shelter, education and cultural expression	Number of people exposed to water-borne disease, or lacking adequate food and shelter to be assessed	(0)1234 5
Gender: The PPP should empower women	Number of women to be empowered	(0)1234 5
Work for Local People: Priority should be given to providing jobs for local people and particularly women and young people	Number of people to be employed	(0)1234 5
Participation: Active participation and involvement of local communities should be encouraged (especially vulnerable and excluded sections)	Level of participation proposed	(0)1234 5
Access: of the poor to land should be improved	Number of the poor to be assisted	(0)123 45
Access: of the poor to water should be improved	Number of the poor to be assisted	(0)12345
Access: of the poor to transport should be improved	Number of the poor to be assisted	(0)12345
Sanitation: should be improved	Number of the poor to be assisted	(0)12345
Equity: Adverse and beneficial impacts from development should be distributed equitably and should not discriminate against any groups, especially vulnerable and excluded persons	Number of the poor to benefit on equitable terms	(0)1234 5
Vulnerability and Risk: of drought, bush fire, floods, crisis and conflicts and epidemics should be reduced	Occurrence to be noted and monitored	(0)1234 5
EFFECTS ON THE ECONOMY		

Growth: The PPP should result in development that encourages strong and stable conditions of economic growth	Economic output to be evaluated	(0)1234 5
Local materials and services: PPP should encourage use of raw materials and services from local industries where possible	Description of sources	(0)1234 5
Local investment of capital: development should encourage the local retention of capital and the development of downstream industries, utilizing local raw materials, products and labour	Description of investment strategy	(0)1234 5
INSTITUTIONAL ISSUES		
Adherence to democratic principles		(0)1234 5
Human Rights		(0)1234 5
Access to information		(0)1234 5
Regulation/Compliance: PPP should ensure best practice and compliance with environmental/industry standards and guidelines		(0)123 4 5

Activity: Rehabilitate of DA bungalows and other structures		
CRITERIA-BASIC AIMS AND OBJECTIVES	INDICATORS	PERFORMANCE MEASURE
EFFECTS ON NATURAL RESOURCES		
Protected Areas and Wildlife: should be conserved, and these resources should be enhanced where practical	Sensitive areas shown on maps	(0)12345
Degraded Land: and areas vulnerable to degradation should be avoided. Already degraded land should be enhance	Vulnerable areas shown on maps	(0)1234 5
Energy: The PPP should encourage efficient energy use, and maximize use of renewable rather than fossil fuels	Quantity and type of fuel/energy to be identified	(0)12345
Pollution: discharges of pollutants and waste products to the atmosphere, water and land should be avoided or minimized	Quantity and type of pollutants and waste to be identified	(0)1234 5
Use of Raw Materials: All raw materials should be used with maximum efficiency, and recycled where practical	Quantity and type of materials to be assessed	(0)123 4 5
Rivers and Water bodies: should retain their natural character	Minimum flows/water levels to be set	(0)1234 5
EFFECTS ON SOCIAL AND CULTURAL CONDITIONS		
Local Character: and cohesion of local communities should be maintained and enhanced where practical	Opinions of local communities to be assessed	(0) 1234 5
Health and Well-being: The PPP should benefit the work force, and local communities in terms of health and well-being, nutrition, shelter, education and cultural expression	Number of people exposed to water-borne disease, or lacking adequate food and shelter to be assessed	(0)1234 5
Gender: The PPP should empower women	Number of women to be empowered	(0)1234 5
Work for Local People: Priority should be given to providing jobs for local people and particularly women and young people	Number of people to be employed	(0)1234 5
Participation: Active participation and involvement of local communities should be encouraged (especially vulnerable and excluded sections)	Level of participation proposed	(0)1234 5
Access: of the poor to land should be improved	Number of the poor to be assisted	(0)12345
Access: of the poor to water should be improved	Number of the poor to be assisted	(0)12345
Access: of the poor to transport should be improved	Number of the poor to be assisted	(0)1234 5
Sanitation: should be improved	Number of the poor to be assisted	(0)12345

Equity: Adverse and beneficial impacts from development should be distributed equitably and should not discriminate against any groups, especially vulnerable and excluded persons	Number of the poor to benefit on equitable terms	(0)12345
Vulnerability and Risk: of drought, bush fire, floods, crisis and conflicts and epidemics should be reduced	Occurrence to be noted and monitored	(0)12345
EFFECTS ON THE ECONOMY		
Growth: The PPP should result in development that encourages strong and stable conditions of economic growth	Economic output to be evaluated	(0)12345
Local materials and services: PPP should encourage use of raw materials and services from local industries where possible	Description of sources	(0)12345
Local investment of capital: development should encourage the local retention of capital and the development of downstream industries, utilizing local raw materials, products and labour	Description of investment strategy	(0)12345
INSTITUTIONAL ISSUES		
Adherence to democratic principles		(0)12345
Human Rights		(0)12345
Access to information		(0)12345
Regulation/Compliance: PPP should ensure best practice and compliance with environmental/industry standards and guidelines		(0)12345

Activity: Facilitate provision of potable water (expand Yeji and Restore Parambo-Sawaba water systems)		
CRITERIA-BASIC AIMS AND OBJECTIVES	INDICATORS	PERFORMANCE MEASURE
EFFECTS ON NATURAL RESOURCES		
Protected Areas and Wildlife: should be conserved, and these resources should be enhanced where practical	Sensitive areas shown on maps	(0)12345
Degraded Land: and areas vulnerable to degradation should be avoided. Already degraded land should be enhance	Vulnerable areas shown on maps	(0)12345
Energy: The PPP should encourage efficient energy use, and maximize use of renewable rather than fossil fuels	Quantity and type of fuel/energy to be identified	(0)12345
Pollution: discharges of pollutants and waste products to the atmosphere, water and land should be avoided or minimized	Quantity and type of pollutants and waste to be identified	(0)12345
Use of Raw Materials: All raw materials should be used with maximum efficiency, and recycled where practical	Quantity and type of materials to be assessed	(0)12345
Rivers and Water bodies: should retain their natural character	Minimum flows/water levels to be set	(0)12345
EFFECTS ON SOCIAL AND CULTURAL CONDITIONS		
Local Character: and cohesion of local communities should be maintained and enhanced where practical	Opinions of local communities to be assessed	(0)12345
Health and Well-being: The PPP should benefit the work force, and local communities in terms of health and well-being, nutrition, shelter, education and cultural expression	Number of people exposed to water-borne disease, or lacking adequate food and shelter to be assessed	(0)12345
Gender: The PPP should empower women	Number of women to be empowered	(0)12345
Work for Local People: Priority should be given to providing jobs for local people and particularly women and young people	Number of people to be employed	(0)12345
Participation: Active participation and involvement of local communities should be encouraged (especially vulnerable and excluded sections)	Level of participation proposed	(0)12345

Access: of the poor to land should be improved	Number of the poor to be assisted	(0)12345
Access: of the poor to water should be improved	Number of the poor to be assisted	(0)12345
Access: of the poor to transport should be improved	Number of the poor to be assisted	(0)12345
Sanitation: should be improved	Number of the poor to be assisted	(0)1234 5
Equity: Adverse and beneficial impacts from development should be distributed equitably and should not discriminate against any groups, especially vulnerable and excluded persons	Number of the poor to benefit on equitable terms	(0)1234 5
Vulnerability and Risk: of drought, bush fire, floods, crisis and conflicts and epidemics should be reduced	Occurrence to be noted and monitored	(0)1234 5
EFFECTS ON THE ECONOMY		
Growth: The PPP should result in development that encourages strong and stable conditions of economic growth	Economic output to be evaluated	(0)12345
Local materials and services: PPP should encourage use of raw materials and services from local industries where possible	Description of sources	(0)12345
Local investment of capital: development should encourage the local retention of capital and the development of downstream industries, utilizing local raw materials, products and labour	Description of investment strategy	(0)1234 5
INSTITUTIONAL ISSUES		
Adherence to democratic principles		(0)12345
Human Rights		(0)12345
Access to information		(0)12345
Regulation/Compliance: PPP should ensure best practice and compliance with environmental/industry standards and guidelines		(0)123 45

Activity: Complete drilling and Mechanization of 10No. Boreholes with Concrete Stand with 2No 3000Ltrs Polytank each and solar Power		
CRITERIA-BASIC AIMS AND OBJECTIVES	INDICATORS	PERFORMANCE MEASURE
EFFECTS ON NATURAL RESOURCES		
Protected Areas and Wildlife: should be conserved, and these resources should be enhanced where practical	Sensitive areas shown on maps	(0)12345
Degraded Land: and areas vulnerable to degradation should be avoided. Already degraded land should be enhance	Vulnerable areas shown on maps	(0)12345
Energy: The PPP should encourage efficient energy use, and maximize use of renewable rather than fossil fuels	Quantity and type of fuel/energy to be identified	(0)1234 5
Pollution: discharges of pollutants and waste products to the atmosphere, water and land should be avoided or minimized	Quantity and type of pollutants and waste to be identified	(0)12345
Use of Raw Materials: All raw materials should be used with maximum efficiency, and recycled where practical	Quantity and type of materials to be assessed	(0)1234 5
Rivers and Water bodies: should retain their natural character	Minimum flows/water levels to be set	(0)1234 5
EFFECTS ON SOCIAL AND CULTURAL CONDITIONS		
Local Character: and cohesion of local communities should be maintained and enhanced where practical	Opinions of local communities to be assessed	(0) 1234 5
Health and Well-being: The PPP should benefit the work force, and local communities in terms of health and well-being, nutrition, shelter, education and cultural expression	Number of people exposed to water-borne disease, or lacking adequate food and shelter to be assessed	(0)1234 5

Gender: The PPP should empower women	Number of women to be empowered	(0)12345
Work for Local People: Priority should be given to providing jobs for local people and particularly women and young people	Number of people to be employed	(0)1234 5
Participation: Active participation and involvement of local communities should be encouraged (especially vulnerable and excluded sections)	Level of participation proposed	(0)1234 5
Access: of the poor to land should be improved	Number of the poor to be assisted	(0)12345
Access: of the poor to water should be improved	Number of the poor to be assisted	(0)12345
Access: of the poor to transport should be improved	Number of the poor to be assisted	(0)12345
Sanitation: should be improved	Number of the poor to be assisted	(0)12345
Equity: Adverse and beneficial impacts from development should be distributed equitably and should not discriminate against any groups, especially vulnerable and excluded persons	Number of the poor to benefit on equitable terms	(0)12345
Vulnerability and Risk: of drought, bush fire, floods, crisis and conflicts and epidemics should be reduced	Occurrence to be noted and monitored	(0)1234 5
EFFECTS ON THE ECONOMY		
Growth: The PPP should result in development that encourages strong and stable conditions of economic growth	Economic output to be evaluated	(0)1234 5
Local materials and services: PPP should encourage use of raw materials and services from local industries where possible	Description of sources	(0)1234 5
Local investment of capital: development should encourage the local retention of capital and the development of downstream industries, utilizing local raw materials, products and labour	Description of investment strategy	(0)1234 5
INSTITUTIONAL ISSUES		
Adherence to democratic principles		(0)1234 5
Human Rights		(0)1234 5
Access to information		(0)1234 5
Regulation/Compliance: PPP should ensure best practice and compliance with environmental/industry standards and guidelines		(0)123 4 5

Activity: Drilling and Mechanization of 10No. Boreholes with Concrete Stand with 2No 3000Ltrs Poly tanks each and solar Power		
CRITERIA-BASIC AIMS AND OBJECTIVES	INDICATORS	PERFORMANCE MEASURE
EFFECTS ON NATURAL RESOURCES		
Protected Areas and Wildlife: should be conserved, and these resources should be enhanced where practical	Sensitive areas shown on maps	(0)12345
Degraded Land: and areas vulnerable to degradation should be avoided. Already degraded land should be enhance	Vulnerable areas shown on maps	(0)12345
Energy: The PPP should encourage efficient energy use, and maximize use of renewable rather than fossil fuels	Quantity and type of fuel/energy to be identified	(0)1234 5
Pollution: discharges of pollutants and waste products to the atmosphere, water and land should be avoided or minimized	Quantity and type of pollutants and waste to be identified	(0)12345
Use of Raw Materials: All raw materials should be used with maximum efficiency, and recycled where practical	Quantity and type of materials to be assessed	(0)1234 5

Rivers and Water bodies: should retain their natural character	Minimum flows/water levels to be set	(0)1234 5
EFFECTS ON SOCIAL AND CULTURAL CONDITIONS		
Local Character: and cohesion of local communities should be maintained and enhanced where practical	Opinions of local communities to be assessed	(0) 1234 5
Health and Well-being: The PPP should benefit the work force, and local communities in terms of health and well-being, nutrition, shelter, education and cultural expression	Number of people exposed to water-borne disease, or lacking adequate food and shelter to be assessed	(0)1234 5
Gender: The PPP should empower women	Number of women to be empowered	(0)12345
Work for Local People: Priority should be given to providing jobs for local people and particularly women and young people	Number of people to be employed	(0)1234 5
Participation: Active participation and involvement of local communities should be encouraged (especially vulnerable and excluded sections)	Level of participation proposed	(0)1234 5
Access: of the poor to land should be improved	Number of the poor to be assisted	(0)12345
Access: of the poor to water should be improved	Number of the poor to be assisted	(0)12345
Access: of the poor to transport should be improved	Number of the poor to be assisted	(0)12345
Sanitation: should be improved	Number of the poor to be assisted	(0)12345
Equity: Adverse and beneficial impacts from development should be distributed equitably and should not discriminate against any groups, especially vulnerable and excluded persons	Number of the poor to benefit on equitable terms	(0)12345
Vulnerability and Risk: of drought, bush fire, floods, crisis and conflicts and epidemics should be reduced	Occurrence to be noted and monitored	(0)12345
EFFECTS ON THE ECONOMY		
Growth: The PPP should result in development that encourages strong and stable conditions of economic growth	Economic output to be evaluated	(0)1234 5
Local materials and services: PPP should encourage use of raw materials and services from local industries where possible	Description of sources	(0)1234 5
Local investment of capital: development should encourage the local retention of capital and the development of downstream industries, utilizing local raw materials, products and labour	Description of investment strategy	(0)1234 5
INSTITUTIONAL ISSUES		
Adherence to democratic principles		(0)1234 5
Human Rights		(0)1234 5
Access to information		(0) 1234 5
Regulation/Compliance: PPP should ensure best practice and compliance with environmental/industry standards and guidelines		(0)123 45

Activity: Drilling of 10 No. boreholes with hand pump in the communities		
CRITERIA-BASIC AIMS AND OBJECTIVES	INDICATORS	PERFORMANCE MEASURE
EFFECTS ON NATURAL RESOURCES		
Protected Areas and Wildlife: should be conserved, and these resources should be enhanced where practical	Sensitive areas shown on maps	(0)12345

Degraded Land: and areas vulnerable to degradation should be avoided. Already degraded land should be enhance	Vulnerable areas shown on maps	(0)12345
Energy: The PPP should encourage efficient energy use, and maximize use of renewable rather than fossil fuels	Quantity and type of fuel/energy to be identified	(0)12345
Pollution: discharges of pollutants and waste products to the atmosphere, water and land should be avoided or minimized	Quantity and type of pollutants and waste to be identified	(0)12345
Use of Raw Materials: All raw materials should be used with maximum efficiency, and recycled where practical	Quantity and type of materials to be assessed	(0)12345
Rivers and Water bodies: should retain their natural character	Minimum flows/water levels to be set	(0)12345
EFFECTS ON SOCIAL AND CULTURAL CONDITIONS		
Local Character: and cohesion of local communities should be maintained and enhanced where practical	Opinions of local communities to be assessed	(0)12345
Health and Well-being: The PPP should benefit the work force, and local communities in terms of health and well-being, nutrition, shelter, education and cultural expression	Number of people exposed to water-borne disease, or lacking adequate food and shelter to be assessed	(0)12345
Gender: The PPP should empower women	Number of women to be empowered	(0)12345
Work for Local People: Priority should be given to providing jobs for local people and particularly women and young people	Number of people to be employed	(0)12345
Participation: Active participation and involvement of local communities should be encouraged (especially vulnerable and excluded sections)	Level of participation proposed	(0)12345
Access: of the poor to land should be improved	Number of the poor to be assisted	(0)12345
Access: of the poor to water should be improved	Number of the poor to be assisted	(0)12345
Access: of the poor to transport should be improved	Number of the poor to be assisted	(0)12345
Sanitation: should be improved	Number of the poor to be assisted	(0)12345
Equity: Adverse and beneficial impacts from development should be distributed equitably and should not discriminate against any groups, especially vulnerable and excluded persons	Number of the poor to benefit on equitable terms	(0)12345
Vulnerability and Risk: of drought, bush fire, floods, crisis and conflicts and epidemics should be reduced	Occurrence to be noted and monitored	(0)12345
EFFECTS ON THE ECONOMY		
Growth: The PPP should result in development that encourages strong and stable conditions of economic growth	Economic output to be evaluated	(0)12345
Local materials and services: PPP should encourage use of raw materials and services from local industries where possible	Description of sources	(0)12345
Local investment of capital: development should encourage the local retention of capital and the development of downstream industries, utilizing local raw materials, products and labour	Description of investment strategy	(0)12345
INSTITUTIONAL ISSUES		
Adherence to democratic principles		(0)12345
Human Rights		(0)12345
Access to information		(0)12345
Regulation/Compliance: PPP should ensure best practice and compliance with environmental/industry standards and guidelines		(0)12345

Activity: Rehabilitate. the existing 20No boreholes in the District		
CRITERIA-BASIC AIMS AND OBJECTIVES	INDICATORS	PERFORMANCE MEASURE
EFFECTS ON NATURAL RESOURCES		
Protected Areas and Wildlife: should be conserved, and these resources should be enhanced where practical	Sensitive areas shown on maps	(0)12345
Degraded Land: and areas vulnerable to degradation should be avoided. Already degraded land should be enhance	Vulnerable areas shown on maps	(0)12345
Energy: The PPP should encourage efficient energy use, and maximize use of renewable rather than fossil fuels	Quantity and type of fuel/energy to be identified	(0)12345
Pollution: discharges of pollutants and waste products to the atmosphere, water and land should be avoided or minimized	Quantity and type of pollutants and waste to be identified	(0)12345
Use of Raw Materials: All raw materials should be used with maximum efficiency, and recycled where practical	Quantity and type of materials to be assessed	(0)12345
Rivers and Water bodies: should retain their natural character	Minimum flows/water levels to be set	(0)12345
EFFECTS ON SOCIAL AND CULTURAL CONDITIONS		
Local Character: and cohesion of local communities should be maintained and enhanced where practical	Opinions of local communities to be assessed	(0) 12345
Health and Well-being: The PPP should benefit the work force, and local communities in terms of health and well-being, nutrition, shelter, education and cultural expression	Number of people exposed to water-borne disease, or lacking adequate food and shelter to be assessed	(0)12345
Gender: The PPP should empower women	Number of women to be empowered	(0)12345
Work for Local People: Priority should be given to providing jobs for local people and particularly women and young people	Number of people to be employed	(0)12345
Participation: Active participation and involvement of local communities should be encouraged (especially vulnerable and excluded sections)	Level of participation proposed	(0)12345
Access: of the poor to land should be improved	Number of the poor to be assisted	(0)12345
Access: of the poor to water should be improved	Number of the poor to be assisted	(0)12345
Access: of the poor to transport should be improved	Number of the poor to be assisted	(0)12345
Sanitation: should be improved	Number of the poor to be assisted	(0)12345
Equity: Adverse and beneficial impacts from development should be distributed equitably and should not discriminate against any groups, especially vulnerable and excluded persons	Number of the poor to benefit on equitable terms	(0)12345
Vulnerability and Risk: of drought, bush fire, floods, crisis and conflicts and epidemics should be reduced	Occurrence to be noted and monitored	(0)12345
EFFECTS ON THE ECONOMY		
Growth: The PPP should result in development that encourages strong and stable conditions of economic growth	Economic output to be evaluated	(0)12345
Local materials and services: PPP should encourage use of raw materials and services from local industries where possible	Description of sources	(0)12345
Local investment of capital: development should encourage the local retention of capital and the development of downstream industries, utilizing local raw materials, products and labour	Description of investment strategy	(0)12345
INSTITUTIONAL ISSUES		
Adherence to democratic principles		(0)12345
Human Rights		(0)12345
Access to information		(0)12345

Regulation/Compliance: PPP should ensure best practice and compliance with environmental/industry standards and guidelines	(0)12345
---	----------

Activity: Maintain street lights and provision of electricity in communities in the District		
CRITERIA-BASIC AIMS AND OBJECTIVES	INDICATORS	PERFORMANCE MEASURE
EFFECTS ON NATURAL RESOURCES		
Protected Areas and Wildlife: should be conserved, and these resources should be enhanced where practical	Sensitive areas shown on maps	(0)12345
Degraded Land: and areas vulnerable to degradation should be avoided. Already degraded land should be enhance	Vulnerable areas shown on maps	(0)12345
Energy: The PPP should encourage efficient energy use, and maximize use of renewable rather than fossil fuels	Quantity and type of fuel/energy to be identified	(0)12345
Pollution: discharges of pollutants and waste products to the atmosphere, water and land should be avoided or minimized	Quantity and type of pollutants and waste to be identified	(0)12345
Use of Raw Materials: All raw materials should be used with maximum efficiency, and recycled where practical	Quantity and type of materials to be assessed	(0)12345
Rivers and Water bodies: should retain their natural character	Minimum flows/water levels to be set	(0)12345
EFFECTS ON SOCIAL AND CULTURAL CONDITIONS		
Local Character: and cohesion of local communities should be maintained and enhanced where practical	Opinions of local communities to be assessed	(0)12345
Health and Well-being: The PPP should benefit the work force, and local communities in terms of health and well-being, nutrition, shelter, education and cultural expression	Number of people exposed to water-borne disease, or lacking adequate food and shelter to be assessed	(0)12345
Gender: The PPP should empower women	Number of women to be empowered	(0)12345
Work for Local People: Priority should be given to providing jobs for local people and particularly women and young people	Number of people to be employed	(0)12345
Participation: Active participation and involvement of local communities should be encouraged (especially vulnerable and excluded sections)	Level of participation proposed	(0)12345
Access: of the poor to land should be improved	Number of the poor to be assisted	(0)12345
Access: of the poor to water should be improved	Number of the poor to be assisted	(0)12345
Access: of the poor to transport should be improved	Number of the poor to be assisted	(0)12345
Sanitation: should be improved	Number of the poor to be assisted	(0)12345
Equity: Adverse and beneficial impacts from development should be distributed equitably and should not discriminate against any groups, especially vulnerable and excluded persons	Number of the poor to benefit on equitable terms	(0)12345
Vulnerability and Risk: of drought, bush fire, floods, crisis and conflicts and epidemics should be reduced	Occurrence to be noted and monitored	(0)12345
EFFECTS ON THE ECONOMY		
Growth: The PPP should result in development that encourages strong and stable conditions of economic growth	Economic output to be evaluated	(0)12345
Local materials and services: PPP should encourage use of raw materials and services from local industries where possible	Description of sources	(0)12345

Local investment of capital: development should encourage the local retention of capital and the development of downstream industries, utilizing local raw materials, products and labour	Description of investment strategy	(0)12345
INSTITUTIONAL ISSUES		
Adherence to democratic principles		(0)12345
Human Rights		(0)12345
Access to information		(0)12345
Regulation/Compliance: PPP should ensure best practice and compliance with environmental/industry standards and guidelines		(0)123 45

Activity: Rehabilitation of feeder roads in the District		
CRITERIA-BASIC AIMS AND OBJECTIVES	INDICATORS	PERFORMANCE MEASURE
EFFECTS ON NATURAL RESOURCES		
Protected Areas and Wildlife: should be conserved, and these resources should be enhanced where practical	Sensitive areas shown on maps	(0)12345
Degraded Land: and areas vulnerable to degradation should be avoided. Already degraded land should be enhance	Vulnerable areas shown on maps	(0)12345
Energy: The PPP should encourage efficient energy use, and maximize use of renewable rather than fossil fuels	Quantity and type of fuel/energy to be identified	(0)12345
Pollution: discharges of pollutants and waste products to the atmosphere, water and land should be avoided or minimized	Quantity and type of pollutants and waste to be identified	(0)1234 5
Use of Raw Materials: All raw materials should be used with maximum efficiency, and recycled where practical	Quantity and type of materials to be assessed	(0)1234 5
Rivers and Water bodies: should retain their natural character	Minimum flows/water levels to be set	(0)1234 5
EFFECTS ON SOCIAL AND CULTURAL CONDITIONS		
Local Character: and cohesion of local communities should be maintained and enhanced where practical	Opinions of local communities to be assessed	(0)12345
Health and Well-being: The PPP should benefit the work force, and local communities in terms of health and well-being, nutrition, shelter, education and cultural expression	Number of people exposed to water-borne disease, or lacking adequate food and shelter to be assessed	(0)1234 5
Gender: The PPP should empower women	Number of women to be empowered	(0)12345
Work for Local People: Priority should be given to providing jobs for local people and particularly women and young people	Number of people to be employed	(0)1234 5
Participation: Active participation and involvement of local communities should be encouraged (especially vulnerable and excluded sections)	Level of participation proposed	(0)12345
Access: of the poor to land should be improved	Number of the poor to be assisted	(0)12345
Access: of the poor to water should be improved	Number of the poor to be assisted	(0)12345
Access: of the poor to transport should be improved	Number of the poor to be assisted	(0)12345
Sanitation: should be improved	Number of the poor to be assisted	(0)12345
Equity: Adverse and beneficial impacts from development should be distributed equitably and should not discriminate against any groups, especially vulnerable and excluded persons	Number of the poor to benefit on equitable terms	(0)12345
Vulnerability and Risk: of drought, bush fire, floods, crisis and conflicts and epidemics should be reduced	Occurrence to be noted and monitored	(0)1234 5

EFFECTS ON THE ECONOMY		
Growth: The PPP should result in development that encourages strong and stable conditions of economic growth	Economic output to be evaluated	(0)12345
Local materials and services: PPP should encourage use of raw materials and services from local industries where possible	Description of sources	(0) 12345
Local investment of capital: development should encourage the local retention of capital and the development of downstream industries, utilizing local raw materials, products and labour	Description of investment strategy	(0)12345
INSTITUTIONAL ISSUES		
Adherence to democratic principles		(0)12345
Human Rights		(0)12345
Access to information		(0) 12345
Regulation/Compliance: PPP should ensure best practice and compliance with environmental/industry standards and guidelines		(0)12345

Activity: Tarring of 10 kilometres township roads		
CRITERIA-BASIC AIMS AND OBJECTIVES	INDICATORS	PERFORMANCE MEASURE
EFFECTS ON NATURAL RESOURCES		
Protected Areas and Wildlife: should be conserved, and these resources should be enhanced where practical	Sensitive areas shown on maps	(0)12345
Degraded Land: and areas vulnerable to degradation should be avoided. Already degraded land should be enhance	Vulnerable areas shown on maps	(0)12345
Energy: The PPP should encourage efficient energy use, and maximize use of renewable rather than fossil fuels	Quantity and type of fuel/energy to be identified	(0)12345
Pollution: discharges of pollutants and waste products to the atmosphere, water and land should be avoided or minimized	Quantity and type of pollutants and waste to be identified	(0)12345
Use of Raw Materials: All raw materials should be used with maximum efficiency, and recycled where practical	Quantity and type of materials to be assessed	(0)12345
Rivers and Water bodies: should retain their natural character	Minimum flows/water levels to be set	(0)12345
EFFECTS ON SOCIAL AND CULTURAL CONDITIONS		
Local Character: and cohesion of local communities should be maintained and enhanced where practical	Opinions of local communities to be assessed	(0)12345
Health and Well-being: The PPP should benefit the work force, and local communities in terms of health and well-being, nutrition, shelter, education and cultural expression	Number of people exposed to water-borne disease, or lacking adequate food and shelter to be assessed	(0)12345
Gender: The PPP should empower women	Number of women to be empowered	(0)12345
Work for Local People: Priority should be given to providing jobs for local people and particularly women and young people	Number of people to be employed	(0)12345
Participation: Active participation and involvement of local communities should be encouraged (especially vulnerable and excluded sections)	Level of participation proposed	(0)12345
Access: of the poor to land should be improved	Number of the poor to be assisted	(0)12345
Access: of the poor to water should be improved	Number of the poor to be assisted	(0)12345
Access: of the poor to transport should be improved	Number of the poor to be assisted	(0)12345

Sanitation: should be improved	Number of the poor to be assisted	(0)12345
Equity: Adverse and beneficial impacts from development should be distributed equitably and should not discriminate against any groups, especially vulnerable and excluded persons	Number of the poor to benefit on equitable terms	(0)12345
Vulnerability and Risk: of drought, bush fire, floods, crisis and conflicts and epidemics should be reduced	Occurrence to be noted and monitored	(0)12345
EFFECTS ON THE ECONOMY		
Growth: The PPP should result in development that encourages strong and stable conditions of economic growth	Economic output to be evaluated	(0)12345
Local materials and services: PPP should encourage use of raw materials and services from local industries where possible	Description of sources	(0)12345
Local investment of capital: development should encourage the local retention of capital and the development of downstream industries, utilizing local raw materials, products and labour	Description of investment strategy	(0)12345
INSTITUTIONAL ISSUES		
Adherence to democratic principles		(0)12345
Human Rights		(0)12345
Access to information		(0)12345
Regulation/Compliance: PPP should ensure best practice and compliance with environmental/industry standards and guidelines		(0)12345

Activity: Construction of 8No speed ramps in the District		
CRITERIA-BASIC AIMS AND OBJECTIVES	INDICATORS	PERFORMANCE MEASURE
EFFECTS ON NATURAL RESOURCES		
Protected Areas and Wildlife: should be conserved, and these resources should be enhanced where practical	Sensitive areas shown on maps	(0)12345
Degraded Land: and areas vulnerable to degradation should be avoided. Already degraded land should be enhance	Vulnerable areas shown on maps	(0)12345
Energy: The PPP should encourage efficient energy use, and maximize use of renewable rather than fossil fuels	Quantity and type of fuel/energy to be identified	(0)12345
Pollution: discharges of pollutants and waste products to the atmosphere, water and land should be avoided or minimized	Quantity and type of pollutants and waste to be identified	(0)12345
Use of Raw Materials: All raw materials should be used with maximum efficiency, and recycled where practical	Quantity and type of materials to be assessed	(0)12345
Rivers and Water bodies: should retain their natural character	Minimum flows/water levels to be set	(0)12345
EFFECTS ON SOCIAL AND CULTURAL CONDITIONS		
Local Character: and cohesion of local communities should be maintained and enhanced where practical	Opinions of local communities to be assessed	(0)12345
Health and Well-being: The PPP should benefit the work force, and local communities in terms of health and well-being, nutrition, shelter, education and cultural expression	Number of people exposed to water-borne disease, or lacking adequate food and shelter to be assessed	(0)12345
Gender: The PPP should empower women	Number of women to be empowered	(0)12345
Work for Local People: Priority should be given to providing jobs for local people and particularly women and young people	Number of people to be employed	(0)12345

Participation: Active participation and involvement of local communities should be encouraged (especially vulnerable and excluded sections)	Level of participation proposed	(0)12345
Access: of the poor to land should be improved	Number of the poor to be assisted	(0)12345
Access: of the poor to water should be improved	Number of the poor to be assisted	(0)12345
Access: of the poor to transport should be improved	Number of the poor to be assisted	(0)12345
Sanitation: should be improved	Number of the poor to be assisted	(0)12345
Equity: Adverse and beneficial impacts from development should be distributed equitably and should not discriminate against any groups, especially vulnerable and excluded persons	Number of the poor to benefit on equitable terms	(0)12345
Vulnerability and Risk: of drought, bush fire, floods, crisis and conflicts and epidemics should be reduced	Occurrence to be noted and monitored	(0)12345
EFFECTS ON THE ECONOMY		
Growth: The PPP should result in development that encourages strong and stable conditions of economic growth	Economic output to be evaluated	(0)12345
Local materials and services: PPP should encourage use of raw materials and services from local industries where possible	Description of sources	(0)12345
Local investment of capital: development should encourage the local retention of capital and the development of downstream industries, utilizing local raw materials, products and labour	Description of investment strategy	(0)12345
INSTITUTIONAL ISSUES		
Adherence to democratic principles		(0)12345
Human Rights		(0)12345
Access to information		(0)12345
Regulation/Compliance: PPP should ensure best practice and compliance with environmental/industry standards and guidelines		(0)12345

Activity: Complete Construction of 6-unit Teachers Compound House- Quarters with Ancillary Facilities at Cherepo-Ayemaye		
CRITERIA-BASIC AIMS AND OBJECTIVES	INDICATORS	PERFORMANCE MEASURE
EFFECTS ON NATURAL RESOURCES		
Protected Areas and Wildlife: should be conserved, and these resources should be enhanced where practical	Sensitive areas shown on maps	(0)12345
Degraded Land: and areas vulnerable to degradation should be avoided. Already degraded land should be enhance	Vulnerable areas shown on maps	(0)12345
Energy: The PPP should encourage efficient energy use, and maximize use of renewable rather than fossil fuels	Quantity and type of fuel/energy to be identified	(0)12345
Pollution: discharges of pollutants and waste products to the atmosphere, water and land should be avoided or minimized	Quantity and type of pollutants and waste to be identified	(0)12345
Use of Raw Materials: All raw materials should be used with maximum efficiency, and recycled where practical	Quantity and type of materials to be assessed	(0)12345
Rivers and Water bodies: should retain their natural character	Minimum flows/water levels to be set	(0)12345
EFFECTS ON SOCIAL AND CULTURAL CONDITIONS		
Local Character: and cohesion of local communities should be maintained and enhanced where practical	Opinions of local communities to be assessed	(0)12345

Health and Well-being: The PPP should benefit the work force, and local communities in terms of health and well-being, nutrition, shelter, education and cultural expression	Number of people exposed to water-borne disease, or lacking adequate food and shelter to be assessed	(0)12345
Gender: The PPP should empower women	Number of women to be empowered	(0)12345
Work for Local People: Priority should be given to providing jobs for local people and particularly women and young people	Number of people to be employed	(0)12345
Participation: Active participation and involvement of local communities should be encouraged (especially vulnerable and excluded sections)	Level of participation proposed	(0)12345
Access: of the poor to land should be improved	Number of the poor to be assisted	(0)12345
Access: of the poor to water should be improved	Number of the poor to be assisted	(0)12345
Access: of the poor to transport should be improved	Number of the poor to be assisted	(0)12345
Sanitation: should be improved	Number of the poor to be assisted	(0)12345
Equity: Adverse and beneficial impacts from development should be distributed equitably and should not discriminate against any groups, especially vulnerable and excluded persons	Number of the poor to benefit on equitable terms	(0)12345
Vulnerability and Risk: of drought, bush fire, floods, crisis and conflicts and epidemics should be reduced	Occurrence to be noted and monitored	(0)12345
EFFECTS ON THE ECONOMY		
Growth: The PPP should result in development that encourages strong and stable conditions of economic growth	Economic output to be evaluated	(0)12345
Local materials and services: PPP should encourage use of raw materials and services from local industries where possible	Description of sources	(0)12345
Local investment of capital: development should encourage the local retention of capital and the development of downstream industries, utilizing local raw materials, products and labour	Description of investment strategy	(0)12345
INSTITUTIONAL ISSUES		
Adherence to democratic principles		(0)12345
Human Rights		(0)12345
Access to information		(0)12345
Regulation/Compliance: PPP should ensure best practice and compliance with environmental/industry standards and guidelines		(0)12345

Activity: Complete Construction of 6-unit Teachers Compound House- Quarters with Ancillary Facilities at Cherepo-Ayemaye		
CRITERIA-BASIC AIMS AND OBJECTIVES	INDICATORS	PERFORMANCE MEASURE
EFFECTS ON NATURAL RESOURCES		
Protected Areas and Wildlife: should be conserved, and these resources should be enhanced where practical	Sensitive areas shown on maps	(0)12345
Degraded Land: and areas vulnerable to degradation should be avoided. Already degraded land should be enhance	Vulnerable areas shown on maps	(0)12345
Energy: The PPP should encourage efficient energy use, and maximize use of renewable rather than fossil fuels	Quantity and type of fuel/energy to be identified	(0)12345
Pollution: discharges of pollutants and waste products to the atmosphere, water and land should be avoided or minimized	Quantity and type of pollutants and waste to be identified	(0)1234 5
Use of Raw Materials: All raw materials should be used with maximum efficiency, and recycled where practical	Quantity and type of materials to be assessed	(0)1234 5

Rivers and Water bodies: should retain their natural character	Minimum flows/water levels to be set	(0)1234 5
EFFECTS ON SOCIAL AND CULTURAL CONDITIONS		
Local Character: and cohesion of local communities should be maintained and enhanced where practical	Opinions of local communities to be assessed	(0)12345
Health and Well-being: The PPP should benefit the work force, and local communities in terms of health and well-being, nutrition, shelter, education and cultural expression	Number of people exposed to water-borne disease, or lacking adequate food and shelter to be assessed	(0)1234 5
Gender: The PPP should empower women	Number of women to be empowered	(0)12345
Work for Local People: Priority should be given to providing jobs for local people and particularly women and young people	Number of people to be employed	(0)1234 5
Participation: Active participation and involvement of local communities should be encouraged (especially vulnerable and excluded sections)	Level of participation proposed	(0)1234 5
Access: of the poor to land should be improved	Number of the poor to be assisted	(0)12345
Access: of the poor to water should be improved	Number of the poor to be assisted	(0)12345
Access: of the poor to transport should be improved	Number of the poor to be assisted	(0)12345
Sanitation: should be improved	Number of the poor to be assisted	(0)12345
Equity: Adverse and beneficial impacts from development should be distributed equitably and should not discriminate against any groups, especially vulnerable and excluded persons	Number of the poor to benefit on equitable terms	(0)123 4 5
Vulnerability and Risk: of drought, bush fire, floods, crisis and conflicts and epidemics should be reduced	Occurrence to be noted and monitored	(0)1234 5
EFFECTS ON THE ECONOMY		
Growth: The PPP should result in development that encourages strong and stable conditions of economic growth	Economic output to be evaluated	(0)12345
Local materials and services: PPP should encourage use of raw materials and services from local industries where possible	Description of sources	(0) 1234 5
Local investment of capital: development should encourage the local retention of capital and the development of downstream industries, utilizing local raw materials, products and labour	Description of investment strategy	(0)1234 5
INSTITUTIONAL ISSUES		
Adherence to democratic principles		(0)1234 5
Human Rights		(0)1234 5
Access to information		(0) 1234 5
Regulation/Compliance: PPP should ensure best practice and compliance with environmental/industry standards and guidelines		(0)123 4 5

Activity: Construct 3No. 3-Unit Classroom Block with Office, changing room, toilet, urinal, and store at Issaka Akura, Battor Kope, and Kadue		
CRITERIA-BASIC AIMS AND OBJECTIVES	INDICATORS	PERFORMANCE MEASURE
EFFECTS ON NATURAL RESOURCES		
Protected Areas and Wildlife: should be conserved, and these resources should be enhanced where practical	Sensitive areas shown on maps	(0)12345
Degraded Land: and areas vulnerable to degradation should be avoided. Already degraded land should be enhance	Vulnerable areas shown on maps	(0)12345
Energy: The PPP should encourage efficient energy use, and maximize use of renewable rather than fossil fuels	Quantity and type of fuel/energy to be identified	(0)12345

Pollution: discharges of pollutants and waste products to the atmosphere, water and land should be avoided or minimized	Quantity and type of pollutants and waste to be identified	(0)1234 5
Use of Raw Materials: All raw materials should be used with maximum efficiency, and recycled where practical	Quantity and type of materials to be assessed	(0)1234 5
Rivers and Water bodies: should retain their natural character	Minimum flows/water levels to be set	(0)1234 5
EFFECTS ON SOCIAL AND CULTURAL CONDITIONS		
Local Character: and cohesion of local communities should be maintained and enhanced where practical	Opinions of local communities to be assessed	(0)12345
Health and Well-being: The PPP should benefit the work force, and local communities in terms of health and well-being, nutrition, shelter, education and cultural expression	Number of people exposed to water-borne disease, or lacking adequate food and shelter to be assessed	(0)1234 5
Gender: The PPP should empower women	Number of women to be empowered	(0)12345
Work for Local People: Priority should be given to providing jobs for local people and particularly women and young people	Number of people to be employed	(0)1234 5
Participation: Active participation and involvement of local communities should be encouraged (especially vulnerable and excluded sections)	Level of participation proposed	(0)1234 5
Access: of the poor to land should be improved	Number of the poor to be assisted	(0)12345
Access: of the poor to water should be improved	Number of the poor to be assisted	(0)12345
Access: of the poor to transport should be improved	Number of the poor to be assisted	(0)12345
Sanitation: should be improved	Number of the poor to be assisted	(0)12345
Equity: Adverse and beneficial impacts from development should be distributed equitably and should not discriminate against any groups, especially vulnerable and excluded persons	Number of the poor to benefit on equitable terms	(0)12345
Vulnerability and Risk: of drought, bush fire, floods, crisis and conflicts and epidemics should be reduced	Occurrence to be noted and monitored	(0)12345
EFFECTS ON THE ECONOMY		
Growth: The PPP should result in development that encourages strong and stable conditions of economic growth	Economic output to be evaluated	(0)12345
Local materials and services: PPP should encourage use of raw materials and services from local industries where possible	Description of sources	(0)1234 5
Local investment of capital: development should encourage the local retention of capital and the development of downstream industries, utilizing local raw materials, products and labour	Description of investment strategy	(0)1234 5
INSTITUTIONAL ISSUES		
Adherence to democratic principles		(0)1234 5
Human Rights		(0)1234 5
Access to information		(0)1234 5
Regulation/Compliance: PPP should ensure best practice and compliance with environmental/industry standards and guidelines		(0)1234 5

Activity: Complete construction of 4No. 2-Unit KG Block with Resting Room, Store, Office, 4Unit KVIP, 2unit Urinal at Sawaba, Konkoma, D/A Primary Schools		
CRITERIA-BASIC AIMS AND OBJECTIVES	INDICATORS	PERFORMANCE MEASURE
EFFECTS ON NATURAL RESOURCES		
Protected Areas and Wildlife: should be conserved, and these resources should be enhanced where practical	Sensitive areas shown on maps	(0)12345

Degraded Land: and areas vulnerable to degradation should be avoided. Already degraded land should be enhance	Vulnerable areas shown on maps	(0)12345
Energy: The PPP should encourage efficient energy use, and maximize use of renewable rather than fossil fuels	Quantity and type of fuel/energy to be identified	(0)12345
Pollution: discharges of pollutants and waste products to the atmosphere, water and land should be avoided or minimized	Quantity and type of pollutants and waste to be identified	(0)12345
Use of Raw Materials: All raw materials should be used with maximum efficiency, and recycled where practical	Quantity and type of materials to be assessed	(0)12345
Rivers and Water bodies: should retain their natural character	Minimum flows/water levels to be set	(0)12345
EFFECTS ON SOCIAL AND CULTURAL CONDITIONS		
Local Character: and cohesion of local communities should be maintained and enhanced where practical	Opinions of local communities to be assessed	(0)12345
Health and Well-being: The PPP should benefit the work force, and local communities in terms of health and well-being, nutrition, shelter, education and cultural expression	Number of people exposed to water-borne disease, or lacking adequate food and shelter to be assessed	(0)12345
Gender: The PPP should empower women	Number of women to be empowered	(0)12345
Work for Local People: Priority should be given to providing jobs for local people and particularly women and young people	Number of people to be employed	(0)12345
Participation: Active participation and involvement of local communities should be encouraged (especially vulnerable and excluded sections)	Level of participation proposed	(0)12345
Access: of the poor to land should be improved	Number of the poor to be assisted	(0)12345
Access: of the poor to water should be improved	Number of the poor to be assisted	(0)12345
Access: of the poor to transport should be improved	Number of the poor to be assisted	(0)12345
Sanitation: should be improved	Number of the poor to be assisted	(0)12345
Equity: Adverse and beneficial impacts from development should be distributed equitably and should not discriminate against any groups, especially vulnerable and excluded persons	Number of the poor to benefit on equitable terms	(0)12345
Vulnerability and Risk: of drought, bush fire, floods, crisis and conflicts and epidemics should be reduced	Occurrence to be noted and monitored	(0)12345
EFFECTS ON THE ECONOMY		
Growth: The PPP should result in development that encourages strong and stable conditions of economic growth	Economic output to be evaluated	(0)12345
Local materials and services: PPP should encourage use of raw materials and services from local industries where possible	Description of sources	(0)12345
Local investment of capital: development should encourage the local retention of capital and the development of downstream industries, utilizing local raw materials, products and labour	Description of investment strategy	(0)12345
INSTITUTIONAL ISSUES		
Adherence to democratic principles		(0)12345
Human Rights		(0)12345
Access to information		(0)12345
Regulation/Compliance: PPP should ensure best practice and compliance with environmental/industry standards and guidelines		(0)12345

Activity: Construction of 4No. 6-Unit Classroom Primary Block with Changing Room, Store, Office, 4-Unit KVIP, 2unit Urinal at Yeji AI-Iman, Kyeame Akura,

CRITERIA-BASIC AIMS AND OBJECTIVES	INDICATORS	PERFORMANCE MEASURE
EFFECTS ON NATURAL RESOURCES		
Protected Areas and Wildlife: should be conserved, and these resources should be enhanced where practical	Sensitive areas shown on maps	(0)12345
Degraded Land: and areas vulnerable to degradation should be avoided. Already degraded land should be enhance	Vulnerable areas shown on maps	(0)12345
Energy: The PPP should encourage efficient energy use, and maximize use of renewable rather than fossil fuels	Quantity and type of fuel/energy to be identified	(0)12345
Pollution: discharges of pollutants and waste products to the atmosphere, water and land should be avoided or minimized	Quantity and type of pollutants and waste to be identified	(0)1234 5
Use of Raw Materials: All raw materials should be used with maximum efficiency, and recycled where practical	Quantity and type of materials to be assessed	(0)1234 5
Rivers and Water bodies: should retain their natural character	Minimum flows/water levels to be set	(0)1234 5
EFFECTS ON SOCIAL AND CULTURAL CONDITIONS		
Local Character: and cohesion of local communities should be maintained and enhanced where practical	Opinions of local communities to be assessed	(0)12345
Health and Well-being: The PPP should benefit the work force, and local communities in terms of health and well-being, nutrition, shelter, education and cultural expression	Number of people exposed to water-borne disease, or lacking adequate food and shelter to be assessed	(0)1234 5
Gender: The PPP should empower women	Number of women to be empowered	(0)12345
Work for Local People: Priority should be given to providing jobs for local people and particularly women and young people	Number of people to be employed	(0)1234 5
Participation: Active participation and involvement of local communities should be encouraged (especially vulnerable and excluded sections)	Level of participation proposed	(0)1234 5
Access: of the poor to land should be improved	Number of the poor to be assisted	(0)12345
Access: of the poor to water should be improved	Number of the poor to be assisted	(0)12345
Access: of the poor to transport should be improved	Number of the poor to be assisted	(0)12345
Sanitation: should be improved	Number of the poor to be assisted	(0)12345
Equity: Adverse and beneficial impacts from development should be distributed equitably and should not discriminate against any groups, especially vulnerable and excluded persons	Number of the poor to benefit on equitable terms	(0)1234 5
Vulnerability and Risk: of drought, bush fire, floods, crisis and conflicts and epidemics should be reduced	Occurrence to be noted and monitored	(0)12345
EFFECTS ON THE ECONOMY		
Growth: The PPP should result in development that encourages strong and stable conditions of economic growth	Economic output to be evaluated	(0)12345
Local materials and services: PPP should encourage use of raw materials and services from local industries where possible	Description of sources	(0)1234 5
Local investment of capital: development should encourage the local retention of capital and the development of downstream industries, utilizing local raw materials, products and labour	Description of investment strategy	(0)1234 5
INSTITUTIONAL ISSUES		
Adherence to democratic principles		(0)1234 5
Human Rights		(0)1234 5

Access to information		(0)12345
Regulation/Compliance: PPP should ensure best practice and compliance with environmental/industry standards and guidelines		(0)12345

Activity: Complete construction of 5No. 3-Unit JHS Classroom Block with Changing Room, Staff Common Room and Construction of 4Unit KVIP with 2unit Urinal Office at Kwayeas, Darul Saeed-Sawaba,

CRITERIA-BASIC AIMS AND OBJECTIVES	INDICATORS	PERFORMANCE MEASURE
EFFECTS ON NATURAL RESOURCES		
Protected Areas and Wildlife: should be conserved, and these resources should be enhanced where practical	Sensitive areas shown on maps	(0)12345
Degraded Land: and areas vulnerable to degradation should be avoided. Already degraded land should be enhance	Vulnerable areas shown on maps	(0)12345
Energy: The PPP should encourage efficient energy use, and maximize use of renewable rather than fossil fuels	Quantity and type of fuel/energy to be identified	(0)12345
Pollution: discharges of pollutants and waste products to the atmosphere, water and land should be avoided or minimized	Quantity and type of pollutants and waste to be identified	(0)12345
Use of Raw Materials: All raw materials should be used with maximum efficiency, and recycled where practical	Quantity and type of materials to be assessed	(0)12345
Rivers and Water bodies: should retain their natural character	Minimum flows/water levels to be set	(0)12345
EFFECTS ON SOCIAL AND CULTURAL CONDITIONS		
Local Character: and cohesion of local communities should be maintained and enhanced where practical	Opinions of local communities to be assessed	(0)12345
Health and Well-being: The PPP should benefit the work force, and local communities in terms of health and well-being, nutrition, shelter, education and cultural expression	Number of people exposed to water-borne disease, or lacking adequate food and shelter to be assessed	(0)12345
Gender: The PPP should empower women	Number of women to be empowered	(0)12345
Work for Local People: Priority should be given to providing jobs for local people and particularly women and young people	Number of people to be employed	(0)12345
Participation: Active participation and involvement of local communities should be encouraged (especially vulnerable and excluded sections)	Level of participation proposed	(0)12345
Access: of the poor to land should be improved	Number of the poor to be assisted	(0)12345
Access: of the poor to water should be improved	Number of the poor to be assisted	(0)12345
Access: of the poor to transport should be improved	Number of the poor to be assisted	(0)12345
Sanitation: should be improved	Number of the poor to be assisted	(0)12345
Equity: Adverse and beneficial impacts from development should be distributed equitably and should not discriminate against any groups, especially vulnerable and excluded persons	Number of the poor to benefit on equitable terms	(0)12345
Vulnerability and Risk: of drought, bush fire, floods, crisis and conflicts and epidemics should be reduced	Occurrence to be noted and monitored	(0)12345
EFFECTS ON THE ECONOMY		
Growth: The PPP should result in development that encourages strong and stable conditions of economic growth	Economic output to be evaluated	(0)12345
Local materials and services: PPP should encourage use of raw materials and services from local industries where possible	Description of sources	(0)12345

Local investment of capital: development should encourage the local retention of capital and the development of downstream industries, utilizing local raw materials, products and labour	Description of investment strategy	(0)12345
INSTITUTIONAL ISSUES		
Adherence to democratic principles		(0)12345
Human Rights		(0)12345
Access to information		(0)12345
Regulation/Compliance: PPP should ensure best practice and compliance with environmental/industry standards and guidelines		(0)12345

Activity: Construction of 5No. CHPS Compound with staff accommodation, water, electricity, wc toilet and baths		
CRITERIA-BASIC AIMS AND OBJECTIVES	INDICATORS	PERFORMANCE MEASURE
EFFECTS ON NATURAL RESOURCES		
Protected Areas and Wildlife: should be conserved, and these resources should be enhanced where practical	Sensitive areas shown on maps	(0)12345
Degraded Land: and areas vulnerable to degradation should be avoided. Already degraded land should be enhance	Vulnerable areas shown on maps	(0)12345
Energy: The PPP should encourage efficient energy use, and maximize use of renewable rather than fossil fuels	Quantity and type of fuel/energy to be identified	(0)12345
Pollution: discharges of pollutants and waste products to the atmosphere, water and land should be avoided or minimized	Quantity and type of pollutants and waste to be identified	(0)12345
Use of Raw Materials: All raw materials should be used with maximum efficiency, and recycled where practical	Quantity and type of materials to be assessed	(0)12345
Rivers and Water bodies: should retain their natural character	Minimum flows/water levels to be set	(0)12345
EFFECTS ON SOCIAL AND CULTURAL CONDITIONS		
Local Character: and cohesion of local communities should be maintained and enhanced where practical	Opinions of local communities to be assessed	(0)12345
Health and Well-being: The PPP should benefit the work force, and local communities in terms of health and well-being, nutrition, shelter, education and cultural expression	Number of people exposed to water-borne disease, or lacking adequate food and shelter to be assessed	(0)12345
Gender: The PPP should empower women	Number of women to be empowered	(0)12345
Work for Local People: Priority should be given to providing jobs for local people and particularly women and young people	Number of people to be employed	(0)12345
Participation: Active participation and involvement of local communities should be encouraged (especially vulnerable and excluded sections)	Level of participation proposed	(0)12345
Access: of the poor to land should be improved	Number of the poor to be assisted	(0)12345
Access: of the poor to water should be improved	Number of the poor to be assisted	(0)12345
Access: of the poor to transport should be improved	Number of the poor to be assisted	(0)12345
Sanitation: should be improved	Number of the poor to be assisted	(0)12345
Equity: Adverse and beneficial impacts from development should be distributed equitably and should not discriminate against any groups, especially vulnerable and excluded persons	Number of the poor to benefit on equitable terms	(0)12345
Vulnerability and Risk: of drought, bush fire, floods, crisis and conflicts and epidemics should be reduced	Occurrence to be noted and monitored	(0)12345
EFFECTS ON THE ECONOMY		

Growth: The PPP should result in development that encourages strong and stable conditions of economic growth	Economic output to be evaluated	(0)12345
Local materials and services: PPP should encourage use of raw materials and services from local industries where possible	Description of sources	(0)12345
Local investment of capital: development should encourage the local retention of capital and the development of downstream industries, utilizing local raw materials, products and labour	Description of investment strategy	(0)12345
INSTITUTIONAL ISSUES		
Adherence to democratic principles		(0)12345
Human Rights		(0)12345
Access to information		(0)12345
Regulation/Compliance: PPP should ensure best practice and compliance with environmental/industry standards and guidelines		(0)12345

Activity: Construction of 1No. Maternity ward with water, electricity, wc toilet, and baths at Kofi Basare CHPS Compound.

CRITERIA-BASIC AIMS AND OBJECTIVES	INDICATORS	PERFORMANCE MEASURE
EFFECTS ON NATURAL RESOURCES		
Protected Areas and Wildlife: should be conserved, and these resources should be enhanced where practical	Sensitive areas shown on maps	(0)12345
Degraded Land: and areas vulnerable to degradation should be avoided. Already degraded land should be enhance	Vulnerable areas shown on maps	(0)12345
Energy: The PPP should encourage efficient energy use, and maximize use of renewable rather than fossil fuels	Quantity and type of fuel/energy to be identified	(0)12345
Pollution: discharges of pollutants and waste products to the atmosphere, water and land should be avoided or minimized	Quantity and type of pollutants and waste to be identified	(0)12345
Use of Raw Materials: All raw materials should be used with maximum efficiency, and recycled where practical	Quantity and type of materials to be assessed	(0)12345
Rivers and Water bodies: should retain their natural character	Minimum flows/water levels to be set	(0)12345
EFFECTS ON SOCIAL AND CULTURAL CONDITIONS		
Local Character: and cohesion of local communities should be maintained and enhanced where practical	Opinions of local communities to be assessed	(0)12345
Health and Well-being: The PPP should benefit the work force, and local communities in terms of health and well-being, nutrition, shelter, education and cultural expression	Number of people exposed to water-borne disease, or lacking adequate food and shelter to be assessed	(0)12345
Gender: The PPP should empower women	Number of women to be empowered	(0)12345
Work for Local People: Priority should be given to providing jobs for local people and particularly women and young people	Number of people to be employed	(0)12345
Participation: Active participation and involvement of local communities should be encouraged (especially vulnerable and excluded sections)	Level of participation proposed	(0)12345
Access: of the poor to land should be improved	Number of the poor to be assisted	(0)12345
Access: of the poor to water should be improved	Number of the poor to be assisted	(0)12345
Access: of the poor to transport should be improved	Number of the poor to be assisted	(0)12345
Sanitation: should be improved	Number of the poor to be assisted	(0)12345

Equity: Adverse and beneficial impacts from development should be distributed equitably and should not discriminate against any groups, especially vulnerable and excluded persons	Number of the poor to benefit on equitable terms	(0)12345
Vulnerability and Risk: of drought, bush fire, floods, crisis and conflicts and epidemics should be reduced	Occurrence to be noted and monitored	(0)12345
EFFECTS ON THE ECONOMY		
Growth: The PPP should result in development that encourages strong and stable conditions of economic growth	Economic output to be evaluated	(0)12345
Local materials and services: PPP should encourage use of raw materials and services from local industries where possible	Description of sources	(0)12345
Local investment of capital: development should encourage the local retention of capital and the development of downstream industries, utilizing local raw materials, products and labour	Description of investment strategy	(0)12345
INSTITUTIONAL ISSUES		
Adherence to democratic principles		(0)12345
Human Rights		(0)12345
Access to information		(0)12345
Regulation/Compliance: PPP should ensure best practice and compliance with environmental/industry standards and guidelines		(0)12345

Activity: Provision of solar power to Kadue CHPS Compound and Extention of Electricity to Konkoma CHPS Compound with Transformer		
CRITERIA-BASIC AIMS AND OBJECTIVES	INDICATORS	PERFORMANCE MEASURE
EFFECTS ON NATURAL RESOURCES		
Protected Areas and Wildlife: should be conserved, and these resources should be enhanced where practical	Sensitive areas shown on maps	(0)12345
Degraded Land: and areas vulnerable to degradation should be avoided. Already degraded land should be enhance	Vulnerable areas shown on maps	(0)12345
Energy: The PPP should encourage efficient energy use, and maximize use of renewable rather than fossil fuels	Quantity and type of fuel/energy to be identified	(0)12345
Pollution: discharges of pollutants and waste products to the atmosphere, water and land should be avoided or minimized	Quantity and type of pollutants and waste to be identified	(0)12345
Use of Raw Materials: All raw materials should be used with maximum efficiency, and recycled where practical	Quantity and type of materials to be assessed	(0)12345
Rivers and Water bodies: should retain their natural character	Minimum flows/water levels to be set	(0)12345
EFFECTS ON SOCIAL AND CULTURAL CONDITIONS		
Local Character: and cohesion of local communities should be maintained and enhanced where practical	Opinions of local communities to be assessed	(0)12345
Health and Well-being: The PPP should benefit the work force, and local communities in terms of health and well-being, nutrition, shelter, education and cultural expression	Number of people exposed to water-borne disease, or lacking adequate food and shelter to be assessed	(0)12345
Gender: The PPP should empower women	Number of women to be empowered	(0)12345
Work for Local People: Priority should be given to providing jobs for local people and particularly women and young people	Number of people to be employed	(0)12345
Participation: Active participation and involvement of local communities should be encouraged (especially vulnerable and excluded sections)	Level of participation proposed	(0)12345
Access: of the poor to land should be improved	Number of the poor to be assisted	(0)12345

Access: of the poor to water should be improved	Number of the poor to be assisted	(0)12345
Access: of the poor to transport should be improved	Number of the poor to be assisted	(0)12345
Sanitation: should be improved	Number of the poor to be assisted	(0)12345
Equity: Adverse and beneficial impacts from development should be distributed equitably and should not discriminate against any groups, especially vulnerable and excluded persons	Number of the poor to benefit on equitable terms	(0)12345
Vulnerability and Risk: of drought, bush fire, floods, crisis and conflicts and epidemics should be reduced	Occurrence to be noted and monitored	(0)1234 5
EFFECTS ON THE ECONOMY		
Growth: The PPP should result in development that encourages strong and stable conditions of economic growth	Economic output to be evaluated	(0)123 45
Local materials and services: PPP should encourage use of raw materials and services from local industries where possible	Description of sources	(0)1234 5
Local investment of capital: development should encourage the local retention of capital and the development of downstream industries, utilizing local raw materials, products and labour	Description of investment strategy	(0)12345
INSTITUTIONAL ISSUES		
Adherence to democratic principles		(0)12345
Human Rights		(0)12345
Access to information		(0)12345
Regulation/Compliance: PPP should ensure best practice and compliance with environmental/industry standards and guidelines		(0)12345

Activity: Rehabilitation of Konkoma Area Council Office and Slaughter House		
CRITERIA-BASIC AIMS AND OBJECTIVES	INDICATORS	PERFORMANCE MEASURE
EFFECTS ON NATURAL RESOURCES		
Protected Areas and Wildlife: should be conserved, and these resources should be enhanced where practical	Sensitive areas shown on maps	(0)12345
Degraded Land: and areas vulnerable to degradation should be avoided. Already degraded land should be enhance	Vulnerable areas shown on maps	(0)1234 5
Energy: The PPP should encourage efficient energy use, and maximize use of renewable rather than fossil fuels	Quantity and type of fuel/energy to be identified	(0)12345
Pollution: discharges of pollutants and waste products to the atmosphere, water and land should be avoided or minimized	Quantity and type of pollutants and waste to be identified	(0)12345
Use of Raw Materials: All raw materials should be used with maximum efficiency, and recycled where practical	Quantity and type of materials to be assessed	(0)123 45
Rivers and Water bodies: should retain their natural character	Minimum flows/water levels to be set	(0)1234 5
EFFECTS ON SOCIAL AND CULTURAL CONDITIONS		
Local Character: and cohesion of local communities should be maintained and enhanced where practical	Opinions of local communities to be assessed	(0) 1234 5
Health and Well-being: The PPP should benefit the work force, and local communities in terms of health and well-being, nutrition, shelter, education and cultural expression	Number of people exposed to water-borne disease, or lacking adequate food and shelter to be assessed	(0)1234 5
Gender: The PPP should empower women	Number of women to be empowered	(0)1234 5
Work for Local People: Priority should be given to providing jobs for local people and particularly women and young people	Number of people to be employed	(0)1234 5

Participation: Active participation and involvement of local communities should be encouraged (especially vulnerable and excluded sections)	Level of participation proposed	(0)12345
Access: of the poor to land should be improved	Number of the poor to be assisted	(0)12345
Access: of the poor to water should be improved	Number of the poor to be assisted	(0)12345
Access: of the poor to transport should be improved	Number of the poor to be assisted	(0)12345
Sanitation: should be improved	Number of the poor to be assisted	(0)12345
Equity: Adverse and beneficial impacts from development should be distributed equitably and should not discriminate against any groups, especially vulnerable and excluded persons	Number of the poor to benefit on equitable terms	(0)12345
Vulnerability and Risk: of drought, bush fire, floods, crisis and conflicts and epidemics should be reduced	Occurrence to be noted and monitored	(0)12345
EFFECTS ON THE ECONOMY		
Growth: The PPP should result in development that encourages strong and stable conditions of economic growth	Economic output to be evaluated	(0)12345
Local materials and services: PPP should encourage use of raw materials and services from local industries where possible	Description of sources	(0)12345
Local investment of capital: development should encourage the local retention of capital and the development of downstream industries, utilizing local raw materials, products and labour	Description of investment strategy	(0)12345
INSTITUTIONAL ISSUES		
Adherence to democratic principles		(0)12345
Human Rights		(0)12345
Access to information		(0)12345
Regulation/Compliance: PPP should ensure best practice and compliance with environmental/industry standards and guidelines		(0)12345

Activity Construction and Electrification of 3No. 2-Storey 20 Lockable Store, Sick bay, Children Holding Rest room and Furnishing at Station 1 (Model 2 of the 24-Hour Economy Markets), Yeji Main Market Konkoma, Parambo		
CRITERIA-BASIC AIMS AND OBJECTIVES	INDICATORS	PERFORMANCE MEASURE
EFFECTS ON NATURAL RESOURCES		
Protected Areas and Wildlife: should be conserved, and these resources should be enhanced where practical	Sensitive areas shown on maps	(0)12345
Degraded Land: and areas vulnerable to degradation should be avoided. Already degraded land should be enhance	Vulnerable areas shown on maps	(0)12345
Energy: The PPP should encourage efficient energy use, and maximize use of renewable rather than fossil fuels	Quantity and type of fuel/energy to be identified	(0)12345
Pollution: discharges of pollutants and waste products to the atmosphere, water and land should be avoided or minimized	Quantity and type of pollutants and waste to be identified	(0)12345
Use of Raw Materials: All raw materials should be used with maximum efficiency, and recycled where practical	Quantity and type of materials to be assessed	(0)12345
Rivers and Water bodies: should retain their natural character	Minimum flows/water levels to be set	(0)12345
EFFECTS ON SOCIAL AND CULTURAL CONDITIONS		
Local Character: and cohesion of local communities should be maintained and enhanced where practical	Opinions of local communities to be assessed	(0)12345

Health and Well-being: The PPP should benefit the work force, and local communities in terms of health and well-being, nutrition, shelter, education and cultural expression	Number of people exposed to water-borne disease, or lacking adequate food and shelter to be assessed	(0)1234 5
Gender: The PPP should empower women	Number of women to be empowered	(0)12345
Work for Local People: Priority should be given to providing jobs for local people and particularly women and young people	Number of people to be employed	(0)12345
Participation: Active participation and involvement of local communities should be encouraged (especially vulnerable and excluded sections)	Level of participation proposed	(0)12345
Access: of the poor to land should be improved	Number of the poor to be assisted	(0)12345
Access: of the poor to water should be improved	Number of the poor to be assisted	(0)12345
Access: of the poor to transport should be improved	Number of the poor to be assisted	(0)12345
Sanitation: should be improved	Number of the poor to be assisted	(0)12345
Equity: Adverse and beneficial impacts from development should be distributed equitably and should not discriminate against any groups, especially vulnerable and excluded persons	Number of the poor to benefit on equitable terms	(0)12345
Vulnerability and Risk: of drought, bush fire, floods, crisis and conflicts and epidemics should be reduced	Occurrence to be noted and monitored	(0)12345
EFFECTS ON THE ECONOMY		
Growth: The PPP should result in development that encourages strong and stable conditions of economic growth	Economic output to be evaluated	(0)12345
Local materials and services: PPP should encourage use of raw materials and services from local industries where possible	Description of sources	(0)1234 5
Local investment of capital: development should encourage the local retention of capital and the development of downstream industries, utilizing local raw materials, products and labour	Description of investment strategy	(0)12345
INSTITUTIONAL ISSUES		
Adherence to democratic principles		(0)1234 5
Human Rights		(0)1234 5
Access to information		(0)1234 5
Regulation/Compliance: PPP should ensure best practice and compliance with environmental/industry standards and guidelines		(0)1234 5

Activity: Gravelling and rehabilitation of Yeji Harbour Market		
CRITERIA-BASIC AIMS AND OBJECTIVES	INDICATORS	PERFORMANCE MEASURE
EFFECTS ON NATURAL RESOURCES		
Protected Areas and Wildlife: should be conserved, and these resources should be enhanced where practical	Sensitive areas shown on maps	(0)12345
Degraded Land: and areas vulnerable to degradation should be avoided. Already degraded land should be enhance	Vulnerable areas shown on maps	(0)1234 5
Energy: The PPP should encourage efficient energy use, and maximize use of renewable rather than fossil fuels	Quantity and type of fuel/energy to be identified	(0)12345
Pollution: discharges of pollutants and waste products to the atmosphere, water and land should be avoided or minimized	Quantity and type of pollutants and waste to be identified	(0)12345
Use of Raw Materials: All raw materials should be used with maximum efficiency, and recycled where practical	Quantity and type of materials to be assessed	(0)1234 5
Rivers and Water bodies: should retain their natural character	Minimum flows/water levels to be set	(0)12345

EFFECTS ON SOCIAL AND CULTURAL CONDITIONS		
Local Character: and cohesion of local communities should be maintained and enhanced where practical	Opinions of local communities to be assessed	(0)12345
Health and Well-being: The PPP should benefit the work force, and local communities in terms of health and well-being, nutrition, shelter, education and cultural expression	Number of people exposed to water-borne disease, or lacking adequate food and shelter to be assessed	(0)12345
Gender: The PPP should empower women	Number of women to be empowered	(0)12345
Work for Local People: Priority should be given to providing jobs for local people and particularly women and young people	Number of people to be employed	(0)12345
Participation: Active participation and involvement of local communities should be encouraged (especially vulnerable and excluded sections)	Level of participation proposed	(0)12345
Access: of the poor to land should be improved	Number of the poor to be assisted	(0)12345
Access: of the poor to water should be improved	Number of the poor to be assisted	(0)12345
Access: of the poor to transport should be improved	Number of the poor to be assisted	(0)12345
Sanitation: should be improved	Number of the poor to be assisted	(0)12345
Equity: Adverse and beneficial impacts from development should be distributed equitably and should not discriminate against any groups, especially vulnerable and excluded persons	Number of the poor to benefit on equitable terms	(0)12345
Vulnerability and Risk: of drought, bush fire, floods, crisis and conflicts and epidemics should be reduced	Occurrence to be noted and monitored	(0)12345
EFFECTS ON THE ECONOMY		
Growth: The PPP should result in development that encourages strong and stable conditions of economic growth	Economic output to be evaluated	(0)12345
Local materials and services: PPP should encourage use of raw materials and services from local industries where possible	Description of sources	(0)12345
Local investment of capital: development should encourage the local retention of capital and the development of downstream industries, utilizing local raw materials, products and labour	Description of investment strategy	(0)12345
INSTITUTIONAL ISSUES		
Adherence to democratic principles		(0)12345
Human Rights		(0)12345
Access to information		(0)12345
Regulation/Compliance: PPP should ensure best practice and compliance with environmental/industry standards and guidelines		(0)12345

Activity: Completion of Meat shop and Market stalls (Started by Middle Belt Authority)		
CRITERIA-BASIC AIMS AND OBJECTIVES	INDICATORS	PERFORMANCE MEASURE
EFFECTS ON NATURAL RESOURCES		
Protected Areas and Wildlife: should be conserved, and these resources should be enhanced where practical	Sensitive areas shown on maps	(0)12345
Degraded Land: and areas vulnerable to degradation should be avoided. Already degraded land should be enhance	Vulnerable areas shown on maps	(0)12345
Energy: The PPP should encourage efficient energy use, and maximize use of renewable rather than fossil fuels	Quantity and type of fuel/energy to be identified	(0)12345

Pollution: discharges of pollutants and waste products to the atmosphere, water and land should be avoided or minimized	Quantity and type of pollutants and waste to be identified	(0)12345
Use of Raw Materials: All raw materials should be used with maximum efficiency, and recycled where practical	Quantity and type of materials to be assessed	(0)12345
Rivers and Water bodies: should retain their natural character	Minimum flows/water levels to be set	(0)12345
EFFECTS ON SOCIAL AND CULTURAL CONDITIONS		
Local Character: and cohesion of local communities should be maintained and enhanced where practical	Opinions of local communities to be assessed	(0) 12345
Health and Well-being: The PPP should benefit the work force, and local communities in terms of health and well-being, nutrition, shelter, education and cultural expression	Number of people exposed to water-borne disease, or lacking adequate food and shelter to be assessed	(0)12345
Gender: The PPP should empower women	Number of women to be empowered	(0)12345
Work for Local People: Priority should be given to providing jobs for local people and particularly women and young people	Number of people to be employed	(0)12345
Participation: Active participation and involvement of local communities should be encouraged (especially vulnerable and excluded sections)	Level of participation proposed	(0)12345
Access: of the poor to land should be improved	Number of the poor to be assisted	(0)12345
Access: of the poor to water should be improved	Number of the poor to be assisted	(0)12345
Access: of the poor to transport should be improved	Number of the poor to be assisted	(0)12345
Sanitation: should be improved	Number of the poor to be assisted	(0)12345
Equity: Adverse and beneficial impacts from development should be distributed equitably and should not discriminate against any groups, especially vulnerable and excluded persons	Number of the poor to benefit on equitable terms	(0)12345
Vulnerability and Risk: of drought, bush fire, floods, crisis and conflicts and epidemics should be reduced	Occurrence to be noted and monitored	(0)12345
EFFECTS ON THE ECONOMY		
Growth: The PPP should result in development that encourages strong and stable conditions of economic growth	Economic output to be evaluated	(0)12345
Local materials and services: PPP should encourage use of raw materials and services from local industries where possible	Description of sources	(0)12345
Local investment of capital: development should encourage the local retention of capital and the development of downstream industries, utilizing local raw materials, products and labour	Description of investment strategy	(0)12345
INSTITUTIONAL ISSUES		
Adherence to democratic principles		(0)12345
Human Rights		(0)12345
Access to information		(0)12345
Regulation/Compliance: PPP should ensure best practice and compliance with environmental/industry standards and guidelines		(0)12345

Activity: Construction of 20 seater W.C. toilet facility Konkoma, Station 1		
CRITERIA-BASIC AIMS AND OBJECTIVES	INDICATORS	PERFORMANCE MEASURE
EFFECTS ON NATURAL RESOURCES		

Protected Areas and Wildlife: should be conserved, and these resources should be enhanced where practical	Sensitive areas shown on maps	(0)12345
Degraded Land: and areas vulnerable to degradation should be avoided. Already degraded land should be enhance	Vulnerable areas shown on maps	(0)12345
Energy: The PPP should encourage efficient energy use, and maximize use of renewable rather than fossil fuels	Quantity and type of fuel/energy to be identified	(0)12345
Pollution: discharges of pollutants and waste products to the atmosphere, water and land should be avoided or minimized	Quantity and type of pollutants and waste to be identified	(0)12345
Use of Raw Materials: All raw materials should be used with maximum efficiency, and recycled where practical	Quantity and type of materials to be assessed	(0)12345
Rivers and Water bodies: should retain their natural character	Minimum flows/water levels to be set	(0)12345
EFFECTS ON SOCIAL AND CULTURAL CONDITIONS		
Local Character: and cohesion of local communities should be maintained and enhanced where practical	Opinions of local communities to be assessed	(0)12345
Health and Well-being: The PPP should benefit the work force, and local communities in terms of health and well-being, nutrition, shelter, education and cultural expression	Number of people exposed to water-borne disease, or lacking adequate food and shelter to be assessed	(0)12345
Gender: The PPP should empower women	Number of women to be empowered	(0)12345
Work for Local People: Priority should be given to providing jobs for local people and particularly women and young people	Number of people to be employed	(0)12345
Participation: Active participation and involvement of local communities should be encouraged (especially vulnerable and excluded sections)	Level of participation proposed	(0)12345
Access: of the poor to land should be improved	Number of the poor to be assisted	(0)12345
Access: of the poor to water should be improved	Number of the poor to be assisted	(0)12345
Access: of the poor to transport should be improved	Number of the poor to be assisted	(0)12345
Sanitation: should be improved	Number of the poor to be assisted	(0)12345
Equity: Adverse and beneficial impacts from development should be distributed equitably and should not discriminate against any groups, especially vulnerable and excluded persons	Number of the poor to benefit on equitable terms	(0)12345
Vulnerability and Risk: of drought, bush fire, floods, crisis and conflicts and epidemics should be reduced	Occurrence to be noted and monitored	(0)12345
EFFECTS ON THE ECONOMY		
Growth: The PPP should result in development that encourages strong and stable conditions of economic growth	Economic output to be evaluated	(0)12345
Local materials and services: PPP should encourage use of raw materials and services from local industries where possible	Description of sources	(0)12345
Local investment of capital: development should encourage the local retention of capital and the development of downstream industries, utilizing local raw materials, products and labour	Description of investment strategy	(0)12345
INSTITUTIONAL ISSUES		
Adherence to democratic principles		(0)12345
Human Rights		(0)12345
Access to information		(0)12345
Regulation/Compliance: PPP should ensure best practice and compliance with environmental/industry standards and guidelines		(0)12345

APPENDIX 2: KNOWLEDGE MANAGEMENT AND LEARNING FRAMEWORKS

Knowledge Mapping Matrix for 2026 – 2029 DMTDP

The Knowledge Mapping Matrix is a tool integrated into the District Medium-Term Development Plan (DMTDP) for 2026–2029. The rationale is to systematically identify knowledge gaps in the District and finding a possible option of filling the gaps. The matrix facilitate easy identification of knowledge gaps and possible alternative of addressing the gaps for the purpose of successful implementation of the medium term development plan for 2026 to 2029.

Table 7.6: Knowledge Matrix

Knowledge Area	Knowledge Holder	Knowledge Source	Knowledge Gap
Stakeholder Engagement	Owusu Frimpong Peter Awudu Sikparu Karim	Project Manuals, Training	Skills in engaging with stakeholders, including community members, government officials, and development partners
Data Analysis	Frimpong Anokye	Data Reports, Software	Advanced Methods and Ability to collect, analyse, and interpret data for development planning
Data-Driven Decision Making	Frimpong Anokye Awudu Sikparu Karim	Data Reports, Software	Ability to use data for informed decision-making
Participatory Planning	Awudu Sikparu Karim	Planning books and manuals	Knowledge of participatory approaches to development planning
Development Planning	Awudu Sikparu Karim	Planning books & DMTDP preparation guidelines	Understanding of the DMTDP framework and guidelines
Project Management	Awudu Sikparu Karim Enock Nyame Umar Ishaq Ali	Training on Project Management	Knowledge of Project management software
Monitoring and Evaluation	Owusu Frimpong Peter Awudu Sikparu Karim	M & E Manuals & Tools	Understanding of M&E frameworks and tools

Project Monitoring and Supervision	Awudu Sikparu Karim Umar Ishaq Ali Owusu Frimpong Peter	Routine Training workshops	DPCU members not having the requisite skills for monitoring
Human resource training	Adomako Oti Prince	LGS protocols	Limited understanding of the service delivery standards

Source: PEDDA DPCU 2025

Competency Matrix for Learning

The Assembly have developed a competency matrix to facilitate the M & E activities in this plan across all programme areas. This matrix serves as a framework for measuring employee performance during the implementation of this plan. The needed skills and knowledge required to perform various task and performance are being assess in relation to each area.

Table 7.7: Competency Matrix for Learning

Competency	Training Program	Evaluation Criteria	Learning Objectives
Communication	Effective communication skills workshop	Peer Feedback	Improve Oral Presentation Skills
Indicator setting	Training workshop on smart indicator settings	Performance assessment	Improve realistic indicator settings
Leadership	Leadership development program	360- degree feedback	Develop team management skills
Tender Evaluation Report Writing	Training on Tender Evaluation Reporting	Tender Evaluation Documents	To ensure value for money in awarding contracts
Populating the DDDP Platform	Training on using the DDDP Platform	DPAT scores	To secure resources for the development of the district
Data analysis and interpretation	Workshop on data collection tools and management	Performance assessment	Enhance Data collection techniques, analysis and Interpretation
Monitoring and Evaluation	Workshop on conducting monitoring and evaluations	Performance assessment and participants feedback	Enhance skills in conducting evaluation on interventions

Report writing	Technical report writing skills workshop	Feedback from Participants	Improve technical writing skills
-----------------------	--	----------------------------	----------------------------------

Source: PEDA DPCU 2025

APPENDIX 3 REFERENCE

National Development Planning Commission (NDPC), (2024). Guidelines for Preparing 2026-2029 Medium-Term Development Plan. Cantonments-Accra, No.13 Switchback Road (www.ndpc.gov.gh).

National Development Planning Commission (NDPC), 2016. National Development Planning (System) Regulation, 2016 (L.I. 2232). Cantonments-Accra, No.13 Switchback Road (www.ndpc.gov.gh).

National Development Planning Commission (NDPC), (2016). The Local Governance Act, 2016 (Act 936).Cantonments-Accra, No.13 Switchback Road (www.ndpc.gov.gh).

Government of Ghana (GoG), (20221). Public Financial Management Act, 2016 (Act 921). Accra, Assembly Press.

