

MINISTRY OF ENERGY AND GREEN TRANSITION



REPUBLIC OF GHANA

SECTOR MEDIUM-TERM DEVELOPMENT PLAN 2026-2029

SEPTEMBER, 2025

FOREWORD

The preparation of the Energy Sector Medium-Term Development Plan (SMTDP) 2026–2029, is in line with achieving the goals and objectives of the Medium-Term National Development Policy Framework (2026–2029). The SMTDP communicates the Energy Sector priorities that will be implemented in the next four years in order to achieve sustainable development.

Ghana's developmental vision is to create an optimistic, self-confident, and prosperous nation through the creative exploitation of our human and natural resources, and to operate within a democratic, open, and fair society in which mutual trust and economic opportunities exist for all. This development agenda is largely dependent on the optimal development and utilization of our energy resources and the provision of energy services in a reliable, cost-effective, and environmentally friendly manner.

The purpose of this comprehensive SMTDP is to provide a framework to meet the energy needs of the country and address current and future challenges. The Government of Ghana recognizes energy as a key driver for sustainable socio-economic development of the country. This would require increasing energy supply and expanding the energy infrastructure of the country in a sustainable manner in the medium to long term.

It is important to highlight that Ghana's energy future must also be guided by the global call for a **green transition**. The plan therefore places emphasis on scaling up renewable energy integration such as solar, wind, hydro, and bioenergy into the national energy mix. This will not only diversify Ghana's energy sources but also reduce greenhouse gas emissions, enhance energy security, and position the country as a regional leader in clean energy development. Furthermore, investing in energy efficiency, innovative technologies, and climate-resilient infrastructure will ensure that growth in the sector is both inclusive and sustainable.

It is to be noted that there have been significant changes in the power and petroleum sub-sectors, which call for new policies and strategies. Ghana's total energy supply has to grow significantly to help achieve our developmental goals. The challenge is how to increase the energy supply and expand the energy infrastructure in the country in a sustainable manner.

I am positive that the level of commitment and support witnessed in developing this document will be demonstrated throughout the period of implementation of this strategic plan by both the Ministry and its Sector Agencies, in order to achieve the goal of making competitively priced energy universally accessible and readily available in an environmentally sustainable manner for the local market and export.

HON. JOHN ABDULAI JINAPOR
MINISTER FOR ENERGY AND GREEN TRANSITION

TABLE OF CONTENTS

FOREWORD.....	i
LIST OF FIGURES.....	iv
LIST OF TABLES.....	iv
LIST OF ACRONYMS.....	v
EXECUTIVE SUMMARY.....	1
CHAPTER ONE.....	3
GENERAL INTRODUCTION.....	3
INTRODUCTION.....	3
VISION:	3
MISSION:.....	3
CORE VALUES.....	3
CORE FUNCTIONS.....	4
PROFILE OF THE SECTOR.....	4
THE ORGANOGRAM	7
LOCATIONAL MAP	8
STRUCTURE OF THE PLAN	8
CHAPTER TWO.....	9
SITUATIONAL ANALYSIS OF THE ENERGY SECTOR.....	9
Introduction	9
Performance Review.....	9
EXISTING SITUATION.....	12
POWER SUBSECTOR	12
GENERATION AND TRANSMISSION.....	12
RENEWABLE ENERGY.....	13
Nuclear Power.....	13
POWER DISTRIBUTION	13
Policy and Regulatory Regime	22
POLICY AND REGULATORY REGIME.....	23
Strengths, Weaknesses, Opportunities and Threats (SWOT).....	24
Summary of Development Issues	31
CHAPTER THREE.....	34

KEY DEVELOPMENT ISSUES.....	34
Introduction.....	34
Prioritisation Methodology.....	34
CHAPTER FOUR.....	40
DEVELOPMENT GOALS, OBJECTIVES, STRATEGIES AND DEVELOPMENT PROGRAMMES	
.....	40
Introduction.....	40
CHAPTER FIVE.....	64
COMPOSITE DEVELOPMENT PROGRAMMES.....	64
Introduction.....	64
Programme of Action (PoA).....	64
CHAPTER SIX.....	68
CHAPTER SEVEN.....	259
MONITORING AND EVALUATION ARRANGEMENTS.....	259
INTRODUCTION.....	259
CHAPTER EIGHT.....	319
COMMUNICATION STRATEGY.....	319
Introduction.....	319
Objectives.....	319
Communication Plan.....	319
Key Messages.....	320
Channels/Methods of Communication.....	320

LIST OF FIGURES

Figure 1: Organogram of the Ministry	7
Figure 2: Locational Map of The Ministry	8
Figure 3: Population with access to electricity by region	14

LIST OF TABLES

Table 1: Sector Agencies and their establishment and responsibilities	5
Table 2: Summary of Performance	9
Table 3: Analysis of Performance of Financial Resources (2022-2025)	11
Table 4: SWOT Analysis	25
Table 5: Expected additional generation capacity by 2025	27
Table 6: Expected transmission targets by 2025	28
Table 7: Expected distribution targets by 2025	28
Table 8: List of Development Issues	31
Table 9: List of prioritized issues	35
Table 10: DEVELOPMENT GOALS, OBJECTIVES, STRATEGIES AND DEVELOPMENT PROGRAMMES	40
Table 11: PROGRAMME OF ACTION 2026-2029	64
Table 12: PROGRAMME FINANCING	66
Table 13: Stakeholders Analysis	259
Table 14: Monitoring Matrix	263
Table 15: Communication Plan	321
Table 16: Indicators of Effectiveness	322

LIST OF ACRONYMS

AI	Artificial Intelligence
ASAI	Average Service Availability Index
BIDEC	Bulk Import, Distribution and Export Company
BOST	Bulk Oil Storage and Transportation Company
bpsd	Barrels per stream day
BPA	Bui Power Authority
BRVs	Bulk Road Vehicles
CAIDI	Customer Average Interruption Duration Index
CBM	Conventional Buoy Mooring
CBOD	Chamber of Bulk Oil Distributors
CNG	Compressed Natural Gas
COPEC	Chamber of Petroleum Consumers
CAIDI	Customer Average Interruption Duration Index
DWT	Deep Water Tano
EC	Energy Commission
ECG	Electricity Company of Ghana
E.I.	Executive Instrument
EPA	Environmental Protection Agency
FPSO	Floating Production Storage and Offloading
GNPC	Ghana National Petroleum Corporation
GNGC	Ghana National Gas Company
GRIDCo	Ghana Grid Company

GSA	Ghana Standards Authority
HSSE	Health, Safety, Security and Environment
KTTP	Kpone Thermal Power Plant
LNG	Liquefied Natural Gas
LPG	Liquefied Petroleum Gas
LCO	Light Crude Oil
MoEn&GT	Ministry of Energy and Green Transition
MMScf/d	Million Standard Cubic Feet per Day
MOU	Memorandum of Understanding
MTNDPF	Medium-Term National Development Policy Framework
MW	Megawatt
NAG	Non-Associated Gas
NDPC	National Development Planning Commission
NOSCP	National Oil Spill Contingency Plan
NEDCo	Northern Electricity Distribution Company
NGA	N-Gas Company
NOCs	National Oil Companies
NPA	National Petroleum Authority
NPG	Nuclear Power Ghana
NPA	National Petroleum Authority
NAG	Non-Associated Gas
PC	Petroleum Commission
PHDC	Petroleum Hub Development Corporation

PNDCL	Provisional National Defence Council Law
PoA	Programme of Action
RE	Renewable Energy
VRA-RTF	Resettlement Trust Fund
SDGs	Sustainable Development Goals
SGN	Sankofa Gye Nyame
SMTDP	Sector Medium-Term Development Plan
SORL	Sentuo Oil Refinery Limited
SPM	Single Point Mooring
SWOT	Strengths, Weaknesses, Opportunities and Threats
SAIDI	System Average Interruption Duration Index
SFF	Strategic Fuel Fund
TAPOD	Ten Amended Plan Of Development
TOR	Tema Oil Refinery
TAPP	Tema–Akosombo Petroleum Pipeline
TEN	Tweneboa, Enyenra, Ntomme (oil fields)
TSAIDI	Transmission System Average Interruption Duration Index
TSAIFI	Transmission System Average Interruption Frequency Index
UPPF	Unified Petroleum Price Fund
VLTC	Volta Lake Transport Company
VRA	Volta River Authority

EXECUTIVE SUMMARY

The Ministry of Energy and Green Transition was established by the Civil Service (Ministries) Instrument in 2025 by Executive Instrument, (E.I. 1) under the authority granted by section 11(3) of the Civil Service Act, 1993(Act 927).

The overall goal of the Energy Sector is to make competitively priced energy universally accessible and readily available in an environmentally sustainable manner for the local market and export. The Ministry is responsible for policy formulation, coordination, monitoring and evaluation in the energy sector. The Ministry has oversight of sixteen (16) Agencies, as indicated in the table below:

POWER SECTOR	PETROLEUM SECTOR
Energy Commission (EC)	Petroleum Commission (PC)
Volta River Authority (VRA)	National Petroleum Authority (NPA)
Bui Power Authority (BPA)	Tema Oil Refinery (TOR)
Ghana Grid Company Limited (GRIDCo)	Ghana National Gas Company (GNGC)
Electricity Company of Ghana (ECG)	Ghana National Petroleum Corporation (GNPC)
Northern Electricity Distribution Company (NEDCo)	Bulk Oil Storage and Transportation Company (BOST)
VRA -Resettlement Trust Fund (VRA- RTF)	Ghana Cylinder Manufacturing Company (GCMC)
Nuclear Power Ghana (NPG)	Petroleum Hub Development Corporation (PHDC)

Following the methodology of Act 480, which mandated Sectors to prepare their plans in line with the guidelines, the Energy Sector 2026–2029 Medium-Term Development Plan (MTDP) was prepared in line with the draft MTDP Policy Framework guidelines issued by National Development Planning Commission (NDPC). The 2023 National Energy Policy, the Sustainable Development Goals (SDGs) and other relevant documents were also relied on for the preparation of the plan.

The Objectives and Strategies to be implemented over the four years term (2026-2029) were developed following key issues that emerged in the implementation of the 2022-2025 Energy Sector MTDP.

The document is organized into eight chapters, with Chapter One introducing the Ministry’s institutional framework, including its vision, mission, core values, and functions. Chapter Two presents the situational analysis, covering performance and financial reviews, existing operational conditions, a SWOT analysis, and needs assessment as well as future projections.

Chapter Three outlines the prioritized development issues and explains the process through which they were identified while Chapter Four sets out the Ministry's development goals, strategic objectives, and programmes, highlighting their alignment with national development priorities.

Chapter Five details the planned development programmes and costing of the Plan, Chapter Six also details the annual action plans for implementation while Chapter Seven describes the monitoring and evaluation arrangements, including stakeholder analysis, proposed evaluations, and a knowledge management and learning framework. Finally, Chapter Eight presents the development communication strategy, focusing on communication objectives, stakeholder engagement, channels, and feedback mechanisms to ensure transparency and effective outreach.

Approximately **GHC 136.98 billion** is required to implement the projects and programmes in the plan. The Government alone may not be able to provide this substantial amount; hence extra effort will be made to solicit funds from other bodies to complement Government efforts to help accomplish the goal for the Energy Sector.

The programmes are in the areas of Power Generation and Transmission as well as Distribution, Petroleum Upstream and Downstream. Renewable Energy and Alternative Energy/Green Transition as well as Health, Safety, Security and Environment. Lessons learnt in the implementation of the 2022-2025 MTDP were taken into cognizance before identifying the programmes.

The implementation of the 2026-2029 MTDP is expected to lead to the following outcomes:

- Improved national electricity access rate
- Reduced interruptions to customers
- Competitive tariff and Generation.
- Improved efficiency in the Transmission and Distribution of power.
- Improved efficiency in petroleum production, storage and transportation
- Improved in Renewable Energy and Green Transition
- Increased Ghanaian content and Ghanaian participation in the sector
- Improved Health, Safety, Security and Environment in the Energy Sector
- Improved gender parity in the energy value chain; and
- Enhanced research, innovation and development

CHAPTER ONE

GENERAL INTRODUCTION

INTRODUCTION

The energy sector is central to Ghana’s socio-economic transformation, providing the foundation for industrial growth, job creation, and improved quality of life. The Ministry of Energy and Green Transition (MoEn>) serves as the primary government institution responsible for policy formulation, coordination, and regulation of energy supply and utilization. Its expanded mandate now incorporates the green transition agenda, focusing on clean energy solutions, energy efficiency, and decarbonization to ensure a sustainable future.

The Ministry aims to achieve universal access to affordable, reliable, and modern energy services while contributing to global climate action goals. This approach aligns with the Medium-Term National Development Policy Framework (MTNDPF) 2026 –2029, the Paris Agreement, and the Sustainable Development Goals (SDG 7 and SDG 13). The 2026 – 2029 Sector Medium-Term Development Plan sets out strategies to promote renewable energy penetration, enhance energy security, diversify supply sources, strengthen regulatory frameworks, explore new sustainable energy solutions and build resilience in energy infrastructure against climate-related risks.

This plan provides a roadmap for transitioning to a low-carbon economy, leveraging technology, innovation, and partnerships with public and private stakeholders to meet Ghana’s growing energy demand in an environmentally sustainable manner.

VISION:

- The vision of the energy sector is to be self- sufficient in the provision of sustainable energy and for export.

MISSION:

- Ensure reliable and competitively-priced energy for the Ghanaian economy and for export, in an environmentally-friendly manner.

CORE VALUES

The core values of the energy sector are

- Equity
- Citizen Participation
- Transparency
- Safety Security of Investment Efficiency
- Energy Security

- Environmental Sustainability

CORE FUNCTIONS

Section 13 of the Civil Service Act 1993 (PNDCL 327) states the following:

“A Ministry shall:

- (a) Initiate and formulate policies, taking into account the needs and aspirations of the people;
- (b) Undertake development planning in consultation with the National Development Planning Commission; and
- (c) Coordinate, monitor and evaluate the efficiency and effectiveness of the performance of the Sector”

In view of the aforementioned, the Core functions of the Ministry of Energy and Green Transition include to;

- Translate government’s energy development agenda and policy directions contained in the national energy policy into strategies and programmes;
- Ensure the reliable supply of affordable energy services to meet national demand and for export;
- Increase access to modern energy forms, especially in the rural areas;
- Ensure availability and security of future energy supplies; and
- Strengthen the capacity of energy sector institutions in the planning and coordination of the sector.

PROFILE OF THE SECTOR

In exercise of the power conferred on the President under section 11 (3) of the Civil Service Act, the Ministry of Energy was renamed as Ministry of Energy and Green Transition on 9th January 2025 by Executive Instrument, (E.I. 1)

The Ministry of Energy has undergone restructuring and name changes over the years. The Ministry’s name was changed from Ministry of Energy to Ministry of Energy and Petroleum in 2012; split into Ministries of Petroleum and Power in November 2014 and on February 27, 2017, by Executive Instrument, (E.I. 28), the Ministries of Petroleum and Power were merged to create again the Ministry of Energy.

It is responsible for energy policy formulation, implementation, monitoring and evaluation as well as supervision and coordination of activities of the Energy Sector agencies. It comprises the Power and Petroleum sub-sectors.

The Power sub-sector is categorized into: Power Generation, Transmission, Distribution and Renewable Energy. Ghana's power supply sources are from hydroelectricity, thermal and solar. Petroleum (oil and gas) is categorized into Upstream and Downstream, which cover exploration, production, refining, storage, transportation and marketing of petroleum products.

The Ministry has oversight of sixteen agencies (Table 1).

Table 1: Sector Agencies and their establishment and responsibilities

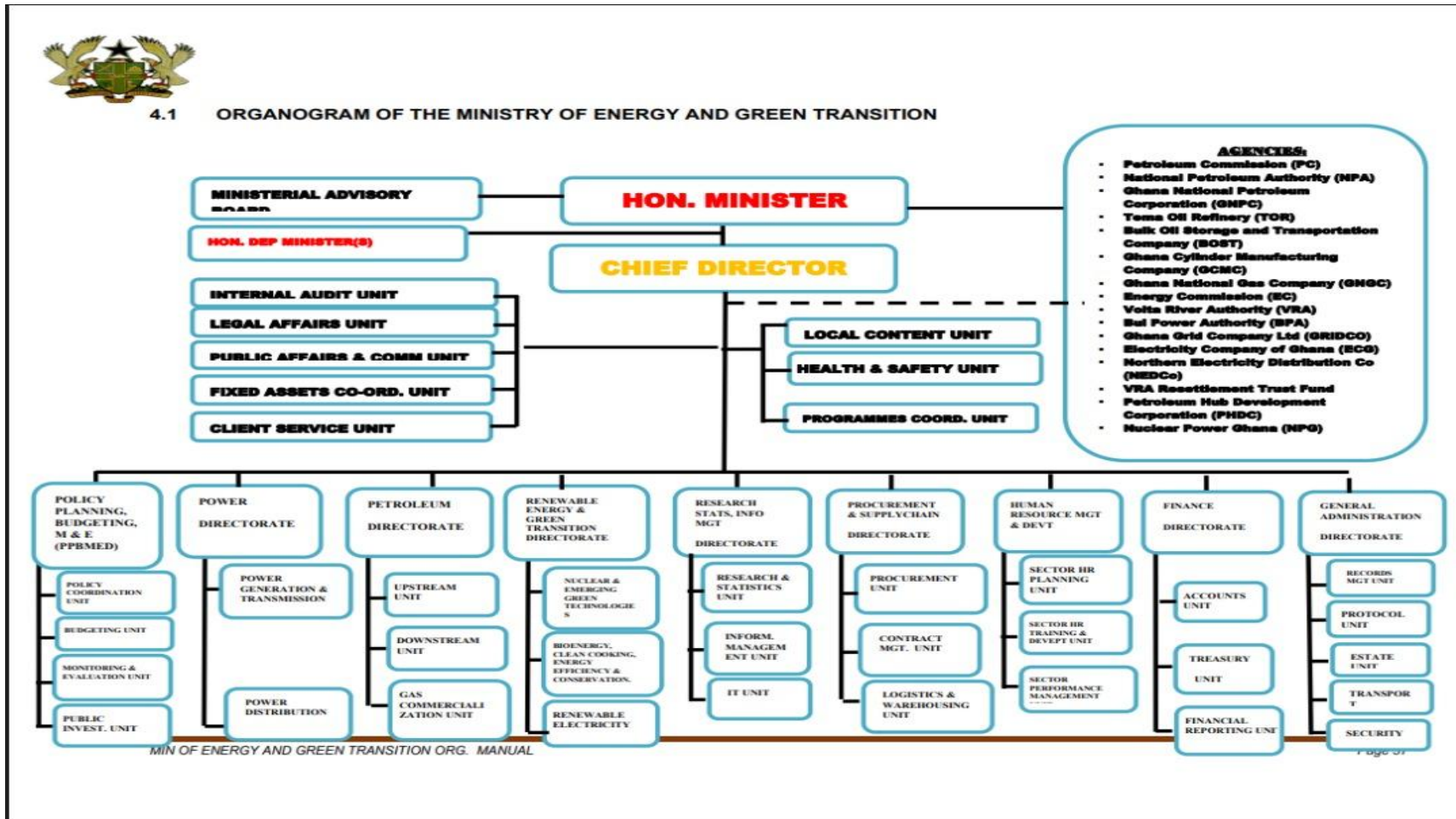
No.	Sector Agencies	Establishment	Responsibilities
1.	Energy Commission (EC)	Energy Commission Act, 1997 (Act 541)	Licensing and technical regulation of power sector players
2.	Volta River Authority (VRA)	Volta River Development Act, 1965 (Act 46) as amended	Power generation
3.	Bui Power Authority (BPA)	Bui Power Authority Act 2007 (Act 740)	Power generation
4.	Ghana GridCompany (GRIDCo)	Energy Commission Act 1997 (Act 541) and Volta River Development (Amendment) Act 2005, Act 692	Energy Transmission
5.	Electricity Company of Ghana (ECG)	Companies Code 1963 (Act 179)	Power distribution in Southern Ghana
6.	Northern Electricity Distribution Company (NEDCo)	Companies Code 1963 (Act 179) Register in 1997 a subsidiary of VRA	Power distribution in Bono, Ahafo, Bono East, North East, Northern, Savanna, Upper East, Upper West and the Northern parts of Ashanti, Oti, Volta, Western North and Western Regions
7.	VRA-Resettlement Trust Fund (VRA-RTF)	Established in 1996 by the Volta River Authority (VRA).	Created to cater for the needs of the resettlement townships that were displaced as a result of implementation of the Akosombo Hydro-electric Power Project
8.	Nuclear Power Ghana (NPG)	Companies Code 1963 (Act 179) as a Limited Liability Company	The owner/operator of Ghana's first nuclear power plant

No.	Sector Agencies	Establishment	Responsibilities
9.	Petroleum Commission (PC)	Petroleum Commission Act, 2011 (Act 821)	Regulate, manage and co-ordinate activities in the upstream petroleum industry
10.	National Petroleum Authority (NPA)	National Petroleum Authority Act, 2005 (Act 691)	Regulate, oversee and monitor the petroleum downstream industry
11.	Ghana National Petroleum Corporation (GNPC)	Ghana National Petroleum Corporation Act, 1983 (PNDCL 64)	Exploration, development, production and disposal of Petroleum
12.	Bulk Oil Storage and Transportation Company (BOST)	Companies Code 1963 (Act 179)	Bulk petroleum products storage and transportation and holder of National Strategic Stock of Petroleum Products
13.	Tema Oil Refinery (TOR)	Companies Code 1963 (Act 179)	Refining Crude Oil
14.	Ghana Cylinder Manufacturing Company (GCMC)	Companies Code 1963 (Act 179)	Manufacturing of LPG cylinders and cook stoves
15.	Ghana National Gas Company (GNGC)	Companies Code 1963 (Act 179)	Build infrastructure required for gathering, processing and transporting natural gas resources across Ghana and develop market for the delivery of natural gas resources
16.	Petroleum Hub Development Corporation (PHDC)	Petroleum Hub Development Corporation Act, 2020 (Act 1053)	Promote and develop a petroleum and petrochemicals hub and to provide for related matters

THE ORGANOGRAM

The Ministry of Energy's organogram includes several key directorates and units that oversee different aspects of energy management in Ghana. The main directorates and departments under the Ministry of Energy are:

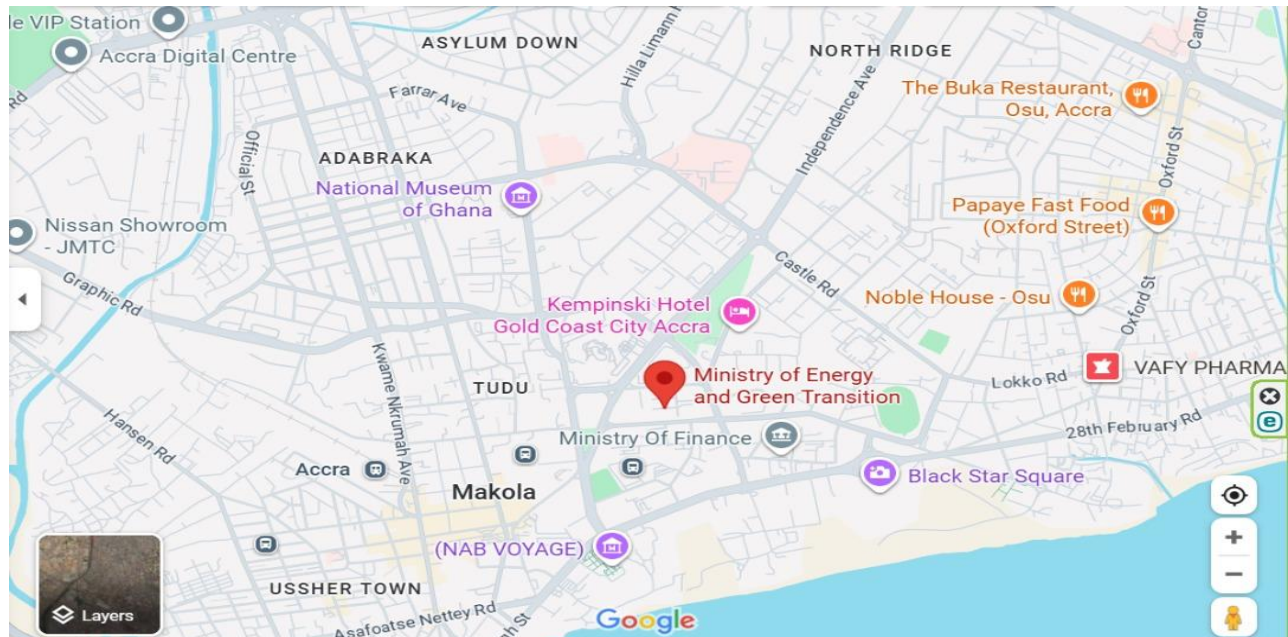
Figure 1: Organogram of the Ministry



LOCATIONAL MAP

The Ministry of Energy and Green Transition is located at energy close adjacent to EPA overseeing 91 starlet road (Figure 2).

Figure 2: Locational Map of The Ministry



STRUCTURE OF THE PLAN

The document is organised into eight chapters. **Chapter One** introduces the Ministry's institutional framework, including its mandate, vision, mission, core values, and functions. **Chapter Two** presents a situational analysis, covering performance and financial reviews, existing operational conditions, a SWOT analysis, and a needs assessment with future projections. **Chapter Three** outlines the prioritised development issues and explains the process through which they were identified. **Chapter Four** sets out the Ministry's development goals, strategic objectives, and programmes, highlighting their alignment with national development priorities. **Chapter Five** details the planned development programmes and costing of the Plan. **Chapter Six** details the annual action plans for implementation. **Chapter Seven** describes the monitoring and evaluation arrangements, including stakeholder analysis, proposed evaluations, and a knowledge management and learning framework. Finally, **Chapter Eight** presents the development communication strategy, focusing on communication objectives, stakeholder engagement, channels, and feedback mechanisms to ensure transparency and effective outreach.

CHAPTER TWO

SITUATIONAL ANALYSIS OF THE ENERGY SECTOR

Introduction

The chapter provides a strategic review of performance of the sector in the implementation of the Sector Medium-Term Development Plan (2022-2025). It further provides an overview and analysis of the current situation of the sector and the key issues that need to be prioritized, considered and addressed in the next Medium-Term Development Plan (2026-2029).

Performance Review

In accordance with the guidelines issued by the National Development Planning Commission (NDPC), the performance review section provides a summary of performance on programmes by aggregating the outcome of implemented programmes and projects for the period 2022-2025. The detailed development outcomes for the review period are captured in Table 2.

Table 2: Summary of Performance

Development Dimension	Indicators	Baseline (2021)	2022-2025 Medium-Term Target	Cumulative Achievement		REMARKS
				Year	Data	
Environment, Infrastructure and Human Settlement	Electricity access rate	87.03%	90%	2025	89.03%	While this indicates continued progress toward universal access, the pace remains slow. Accelerated efforts in grid expansion, off-grid solutions, and targeted interventions in unserved areas will be crucial to meet the national target of 100% by 2030.
	Percentage distribution loss	29.8% (ECG)	21.4%(ECG)	2024	27.05%(ECG)	factors like power theft and illegal connections negatively impacted system.
		29.8% (NEDCo)	22%(NEDCo)	2025 Q1	31.97%(NEDCo)	
	Customer Average Interruption Duration Index (CAIDI)	1.5 (NEDCo)	1.3 (NEDCo)	2025Q1	0.94 (NEDCo)	

Development Dimension	Indicators	Baseline (2021)	2022-2025 Medium-Term Target	Cumulative Achievement		REMARKS
				Year	Data	
		13.2 (GRIDCo)	15 (GRIDCo)	2025	19.85	
	System Average Interruption Duration Index (SAIDI)	ECG Metro – 26.1 Urban – 52.2 Rural – 56.3 NEDCo Metro – 59.2 Urban – 38.7 Rural – 81	Metro -48 Urban - 72 Rural -144	2024	ECG Metro – 21.5 Urban – 35.7 Rural – 44.7 NEDCo Metro – 70.3 Urban – 33.5 Rural – 102.4	Both utilities have generally maintained values well below benchmarks, suggesting acceptable limits for interruption durations. However, metro and urban areas within NEDCo’s operational zones consistently experienced the longest interruption durations.
	Cost Recovery Rate (%)	71.25% (ECG)	87%	2024	128.00%	Demonstrated a remarkable progress
		67.2% (NEDCo)	78%	2025 Q1	109.00%	
	Percentage Change in Customer Satisfaction	53.39%	70%	2020	63.10%	
	Changes in Tariff	6.0396(Gp)	6.2714	2025	6.3298	
	Share of modern Renewable Energy in the electricity generation mix	2.02%	10%	2025 Q3	4.89%	This data captures the share of grid connected and distributed total installed capacity
	Proportion of population using LPG as primary source of cooking fuel	25%	32%	2024	47.9%	Target Exceeded
	Change in the supply and demand of petroleum products.	<u>Supply</u> : 4.12 million Metric Tonnes <u>Demand</u> :	<u>Supply</u> : 5.3 million Metric Tonnes <u>Demand</u> : 4.8 million	2024	<u>Supply</u> : 5.25 million Metric Tonnes	There have been minimal reports of fuel shortage in the country, indicating an effective and reliable supply and

Development Dimension	Indicators	Baseline (2021)	2022-2025 Medium-Term Target	Cumulative Achievement		REMARKS
				Year	Data	
		4.2 million Metric Tonnes	Metric Tonnes			demand balance system.
	Number of LPG cookstoves and cylinders distributed.	Concept Paper under review by Hon. Minister	To Be Determined	2024	38,000 single-burner LPG cookstoves distributed.	The untimely release of funds delayed cookstove procurement and distribution activities.
	Number of weeks of strategic stocks of petroleum products.	2 weeks	5 weeks	2024	0 weeks	Lack of dedicated funding for strategic fuel reserves

Table 3: Analysis of Performance of Financial Resources (2022-2025)

Source of Funds	Total Estimated Cost of Plan (A)	Total amount received (B)	Variance (C) = (A-B)
	Ghs('000,000)	Ghs('000,000)	Ghs('000,000)
GoG	5,482.48	60.99	5,421.49
IGF	19,738.44	13,136.78	6,601.66
DPs	-	1,428.65	(1,428.65)
Others	51,937.63	8,020.79	43,916.84
TOTAL	77,158.55	22,647.21	54,511.34

The total estimated cost of the plan was Gh¢ 77,158.55 million, but only Gh¢ 22,647.21 million (29.35%) was received, leaving a funding gap of Ghs 54,511.34 million (70.65%). GoG released Ghs 60.99 million against an estimate of Gh¢ 5,482.48 million, creating a shortfall of Ghs 5,421.49 million.

Total IGF received was Gh¢ 13,136.78 million, representing 66.55% of the estimated amount of Gh¢ 19,738.44 million, resulting in a gap of Gh¢ 6,601.66 million (33.45%).

Development Partners provided Gh¢ 1,428.65 million to support agencies operations. Funds received from other sources summed up to Gh¢ 8,020.79 million.

EXISTING SITUATION

POWER SUBSECTOR

GENERATION AND TRANSMISSION

The power generation sector in Ghana as of second quarter, 2025 is characterized by a total installed grid-connected capacity of approximately 5,749 MW, with a dependable capacity of around 5,211 MW. The generation mix is dominated by thermal power, accounting for about 70% of the installed capacity (4,032 MW), while hydroelectric power contributes approximately 28% (1,584 MW), and renewable energy sources, mainly solar, account for 2% (133 MW). Total electricity generation in 2024 reached 25,550 GWh, with thermal plants producing 15,476 GWh (61% of total generation), hydro plants contributing 9,893 GWh (39%), and renewable sources providing a smaller share of about 181 GWh (0.71%). Thermal generation's dominance highlights the critical role of fuel availability, particularly natural gas, for stable electricity supply in the country.

Despite the growth and diversification in the power generation sector, Ghana faces challenges including inadequate natural gas supply, which necessitates the use of alternative liquid fuels like Light Crude Oil (LCO), Heavy Fuel Oil (HFO), and Diesel to supplement thermal plants. For 2025, natural gas supply is projected at 418 Mmscfd, while the demand is expected to be 519 Mmscfd, indicating a shortfall that could impact generation reliability. The reliance on thermal plants also underscores the importance of strategic coordination among power plant operators, gas suppliers, and the grid operator to mitigate disruptions. Furthermore, renewable energy is progressively growing but still constitutes a small fraction of total generation, indicating room for expansion in the sector.

The country's transmission infrastructure supports this widespread access. Ghana's National Interconnection Transmission System (NITs) currently operates with a transformation capacity of 9,784.80 MVA. This capacity allows the grid to handle large volumes of electricity efficiently. The transmission network itself spans 6,472.2 circuit-kilometers, enabling the delivery of electricity across vast distances and connecting different regions to the national grid. These figures demonstrate Ghana's progress in expanding electricity access and strengthening its transmission infrastructure, while also revealing the ongoing need to address regional disparities in access.

In addition, fuel and end – user tariffs for industrial and commercial sectors continue to be relatively expensive compared to other developing countries, making it unattractive to businesses.

☐☐☐

RENEWABLE ENERGY

Renewable energy (beyond large hydro) is growing but remains a small share of the mix. As of 2025, renewables (excluding large hydro) account for 205 MW (4%) of total generation, against a 2030 target of about 10%. Electrification access stands at about 89.3%, with renewable-based mini-grids and solar home systems supporting access in remote and island communities.

Major issues in the sector are difficulty in accessing land for Renewable Energy (RE) projects due to land ownership structure; insufficient regulatory framework; inadequate data on various renewable energy resources and their utilization; inefficient management of the production, transportation and marketing of wood-fuel; insufficient regulatory framework to support private sector participation in RE deployment; low public awareness of RE Technologies and benefits.

Nuclear Power

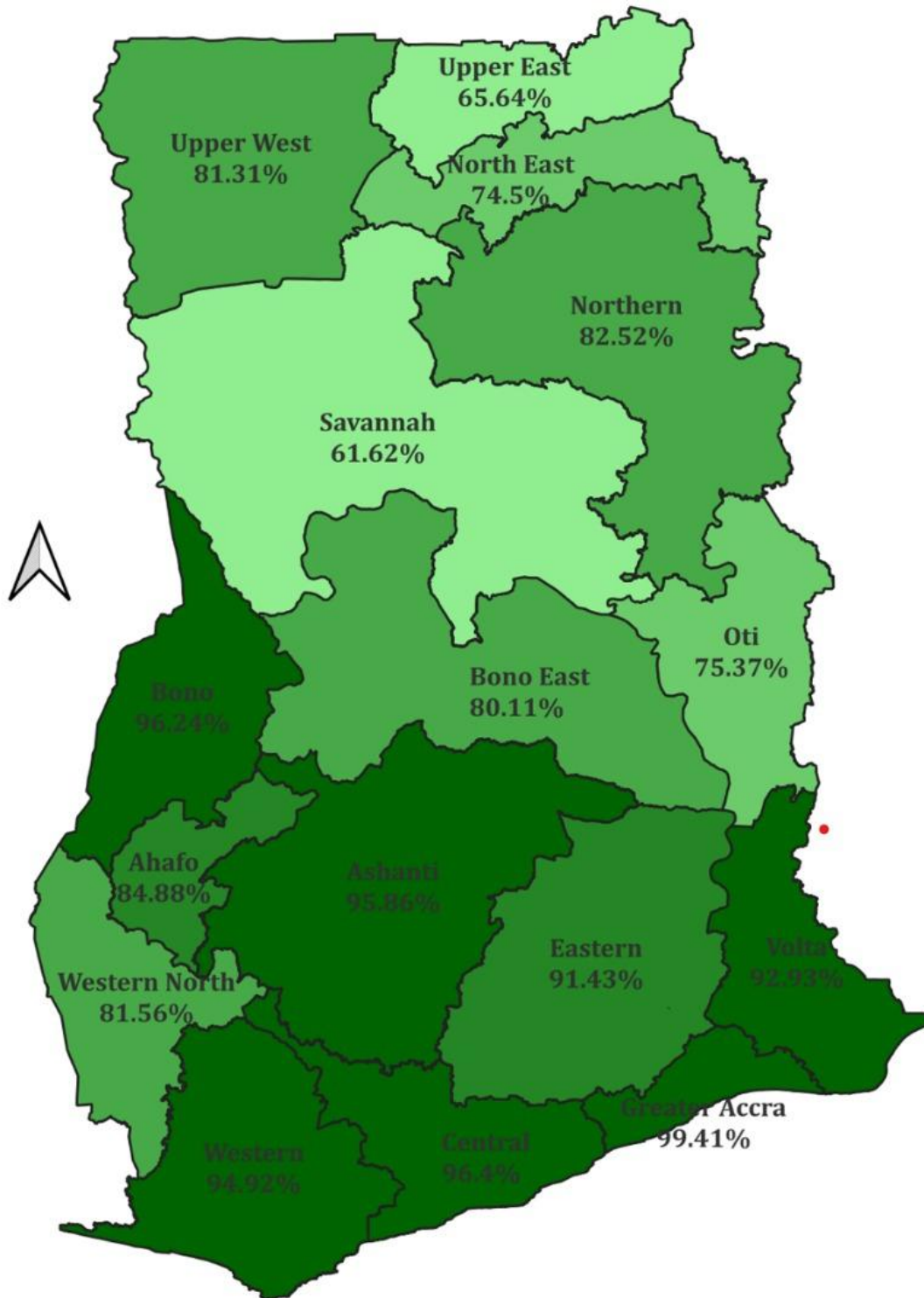
The goal is to integrate nuclear power into the national electricity generation mix as baseload to guarantee long-term supply security, address issues of climate change and air pollution.

Issues affecting the sub-sector are inadequate coordination among key players in the development of the nuclear power programme; lack of commitment to the implementation of long-term power sector plans affecting long-term projects; limited industrial capacity in the development of the nuclear programme; inadequate funding and financing mechanism for the nuclear programme; public concerns about the risks and safety of nuclear power plants.

POWER DISTRIBUTION

The Government of Ghana, through initiatives such as the National Electrification Scheme launched in 1989, has expanded electricity access from 20% to 89.03% by 2024, making it the second highest in Sub-Saharan Africa. This is further elaborated in Figure 3.

Figure 3: Population with access to electricity by region



Source: National Energy Statistics 2025, Energy Commission

Despite this progress, sections of the population remain without access, and those connected often face unreliable supply due to weak transmission and distribution networks. The sector's contribution to economic growth is evident, but its sustainability is threatened by rising debt, which stood at over USD 3 billion as of January 2025.

The power sector faces several challenges, including unstable power supply from overloaded networks and third-party damages, high distribution losses (driven by both technical inefficiencies and commercial losses such as illegal connections), and non-cost-reflective tariffs that do not recover the true cost of supply. Additionally, ECG bears unrecovered generation pass-through costs, struggles with excluded emergency fuel costs under Weighted Average Cost of Gas (WACOG), and is constrained by the Cash Waterfall Mechanism, which prioritizes payments to generators and fuel suppliers over distribution, often using unrealistic forex rates.

Going forward, Ghana must strengthen network reliability through modern infrastructure and preventive maintenance, reduce distribution losses with advanced metering and stricter enforcement, adopt cost-reflective tariffs that account for idle capacity, emergency fuel, and forex fluctuations, and reform the Cash Waterfall Mechanism to allocate revenues more equitably. These measures will help sustain financial viability, improve reliability, and move the country closer to universal access to electricity.

THE BIG PUSH AGENDA

1200 MW Power Plant Project

As part of the Big Push agenda to transform the energy sector, the Government has articulated a strategic initiative to build new power plants with total installed capacity of 1200MW within the short to medium term (2026 to 2029). This initiative reflects a conscious government policy to reduce over-dependence on Independent Power Producers (IPPs) and ensure energy security, affordability, and sustainability by empowering State-Owned Enterprises (SOEs) such as the Volta River Authority, Bui Power Authority, etc. to take a leading role in power generation capacity expansion.

National Electrification Scheme

As part of government's target to achieve 99% universal access to electricity by 2030 in line with SDG 7, the Ministry of Energy & Green Transition is considering a comprehensive national electrification scheme building on the Turnkey Implementation Model. Under this scheme, the Ministry will focus its resources on electrifying three regions each year, ensuring that by the end of five years, all sixteen regions would have been covered to drive the Big Push agenda. The Turnkey model ensures value for money and project efficiency through complete, end-to-end execution by selected contractors, including network design, materials supply, construction, installation, and commissioning of electricity infrastructure. With an initial allocation of GHS 2.3 billion in the 2026 Budget for the first phase, the programme will accelerate the connection of

unserved communities through the National Electrification Scheme and Self-Help Electrification Programme, extending power to unlock economic activity, enhance social services, and drive Ghana's 24-hour economy.

Solar Pump systems

Furthermore, the Government has initiated a programme to roll out Solar Water Pump Systems nationwide, to enhance access to clean water for domestic, agricultural, and industrial use. The programme will leverage Ghana's abundant solar resources to provide sustainable and cost-effective alternatives to diesel and grid-powered pumping systems, particularly in rural and off-grid communities. By deploying modern solar pumping technologies, the initiative will reduce operational costs, promote climate resilience, support irrigation for all year-round farming, and contribute to achieving national targets on renewable energy penetration and food security. This strategic investment will also complement ongoing electrification and agro-industrial development efforts, ensuring that communities and farmers have reliable, affordable, and environmentally friendly water supply solutions.

PETROLEUM SUBSECTOR

PETROLEUM UPSTREAM

OIL AND GAS RESERVES AND PRODUCTION

The national oil and gas reserves stood at 1,731.5 MMBOE as at the end of December, 2024.

At the end of the first quarter of 2025, a total of 212,960,821 barrels of oil were produced from the three producing fields: comprising 126,145,839 barrels from the Jubilee Field, 35,612,896 barrels from the TEN Field and 51,202,086 barrels from the Sankofa-Gye-Nyame Field.

Within the same period, a total of 446,971.60 mmscf of natural gas was exported: comprising 141,791.70 mmscf from the Jubilee Field, 9,485.18 mmscf from the TEN Field and 295,694.72 mmscf from the Sankofa-Gye-Nyame Field.

The details of activities in the various fields within the period are provided below.

1. Greater Jubilee Field

- **Well drilling and production:** A total of fourteen (14) development wells were drilled between 2022 and the first quarter of 2025. This resulted in a 38% increase in oil production compared to a No Further Activity (NFA) scenario. Annual daily average oil production and gas export were 314,957.54 barrels and 365.75MMscf, respectively.
- **Water Injection Enhancements:** Water injection throughput increased from 245 kbwpd to 310 kbwpd in 2024, ensuring adequate reservoir pressure to support optimize oil recovery.

- **Gas Handling Capacity Expansion:** Gas handling capacity increased from 230 MMscfd to 245 MMscfd in 2024, enhancing associated gas management.
- **Increased Gas Offtake by GNGC:** Gas nominations to Ghana National Gas Company (GNGC) increased from 100 MMscfd to 110 MMscfd in the first quarter of 2025.
- **Infrastructure Development:** Jubilee Southeast Expansion Project was completed with the first production well brought online in July 2024.
- **PA Extension:** The JV Partners have signed an MOU with the State to extend the West Cape Three Points PA from 2034 to 2040 to exploit additional opportunities and increase reserves in the block.

2. TEN Field

The Field has underperformed, and this was mainly attributed to Enyenra's sub-Low Case performance because of its complex channel environment. This outcome led to an inefficient sweep of the reservoir, with some channel elements not being penetrated by injectors or producers. The performance of Ntomme, however, exceeded its Development Case expectations, primarily due to the support of good reservoir pressure from gas and water injections along with the use of inflow control devices for flow management.

- **Increasing oil and gas production:**
 - **Executing 2013 POD wells obligation:** A total of three (3) wells (NT01-GI, NT10-P and NT11-P) were drilled between 2021 and 2022 to increase production under the 2013 POD obligation. However, NT-10 and NT-11 encountered no hydrocarbons and non-commercial sands, respectively. One (1) gas producer is planned for drilling in 2026, followed by the drilling of another gas producer in 2027 in the Tweneboa Non-Associated Gas (TNAG) area. Annual daily average oil production and gas exports were 76,934.10 barrels and 28.49. MMscf, respectively.
 - **Ten Amended Plan Of Development (TAPOD):** As part of the Partnership's initiatives to increase oil and gas production within the TEN DPA, the TAPOD was created to exploit resources not covered by the 2013 POD but within the current DPA. The JV Partners submitted a draft Amendment Plan of Development (TAPOD) to the Minister in 2023; however, this plan was withdrawn in 2025 due to changes in the prevailing investment environment. The TAPOD will be replaced by the TEN RESET plan by the end of 2025. The amendments largely include infrastructure-led exploration.

- **Gas Import:** Gas import from Jubilee began in April 2025 to provide support and increase reserves in the Ntomme area, and additional liquids from the gas imported. About 10MMscf/d of gas is imported.
- **Data Acquisition**
 - **Ocean Bottom Node (OBN) Acquisition:** The Ocean Bottom Node (OBN) seismic survey is under consideration for the TEN field to achieve superior seismic imaging, particularly over subsurface zones. It will lead to the evaluation of opportunities for infill drilling, resource uplift or development in infrastructure-led exploration (ILX). The procurement process is currently ongoing.
 - **4D Seismic Acquisition:** Acquired 4D seismic over the Ntomme area to aid in the drilling of infill wells in undrained zones. The acquisition was completed in March 2025 and the data was being processed.
- **PA Extension:** The JV Partners have signed an MOU with the State to extend the Deep Water Tano (DWT) PA from 2036 to 2040 to exploit additional opportunities and increase reserves in the block.
- **Commercial**
 - **TEN FPSO Purchase:** Engagements between the JV Partners and MODEC began in 2024 for the TEN FPSO purchase. The purchase is expected to be completed by 2027.

3. Sankofa Gye Nyame (SGN)

- **Production:** Annual daily oil production and gas export within the period were 115,636.56 barrels and 824.95 MMscf, respectively.
- **Non-Associated Gas (NAG) Export System Upgrade:** The export capacity was expanded from 210 to 235 MMscfd in 2023, and further to 246 MMscfd in 2024. It was further increased to 270 MMscfd in July 2025.
- **Infill Well Development:** Infill drilling locations and associated incremental Enhanced Ultimate Recovery (EUR) were identified, with subsurface, well design and facilities studies for infill well SNKE-1XST2 completed in Q1 2025. The drilling of the SNKE-1XST2 commenced in May 2025 and was expected to be completed and put into production by September 2025.
- **Future Expansion Planning:** Preliminary discussions commenced in 2025 on the possible expansion of the NAG export capacity from 270 to 300 MMscfd by 2027.

- The curiosity project, which is expected to permanently resolve the Christmas tree leaks has begun. Deployment of the first two mini-Christmas trees is projected for Q3 2025.

2.2: Drilling and Completion Operations

Drilling activities remained robust throughout the period, supporting both production and reservoir development objectives:

- A total of twenty-six (26) development wells were drilled by the end of 2024.
- Completion operations were successfully executed on twenty (20) of these wells, contributing to improved production deliverability.

Prospects Generation and Exploration Studies

- **Prospect Identification:** Over sixty (60) drillable prospects were identified across Ghana's offshore sedimentary basins from 2022 to Q1 2025. Additionally, twenty-nine (29) high-value leads were delineated within the onshore Voltaian Basin.

Petroleum Downstream

The Petroleum Downstream sector in Ghana encompasses all activities involving the importation and refining of crude oil, storage and transportation, marketing and distribution of petroleum products in the country, as well as exportation of petroleum products to other countries. The various commercial activities of the industry include importation, exportation, re-exportation, bunkering, transportation, processing, refining, storage, distribution, marketing and sale of petroleum products. All service providers engaged in these activities under the Petroleum Downstream Sector are licensed and regulated by the National Petroleum Authority (NPA). The petroleum downstream sector plays a critical role in the nation's energy security, economic development, and regional trade integration. However, infrastructural and logistical limitations continue to constrain the sector's efficiency, cost-effectiveness, and strategic competitiveness.

Importation and Refining

Ghana imports crude oil and refined petroleum products primarily through BIDECS, BOST, and refineries. There are currently 52 BIDECS, four refineries, a gas processing plant (700MT/day), and four main discharge facilities (two oil jetties, ABB/CBM, and SPM). The major local refineries, TOR and Sentuo, are non-operational due to technical, financial, and supply challenges. Consequently, Ghana relies heavily on imports, with only 30% of BIDECS actively trading. The inadequate supply of forex to meet the sector's demand poses a threat to petroleum products supply security and fuel price stability.

The Conventional Buoy Mooring (CBM) which receives about 80% of Ghana's petrol and diesel needs was built at a time when the national annual consumption was below 2 million metric tonnes. The Single Point Mooring (SPM) in Tema is specifically used for the discharge of crude oil for the refineries and the power sector. The Tema Oil Jetty is another multi-product terminal that

facilitates the loading and unloading of various petroleum products such as crude oil, fuel oil, and Liquefied Petroleum Gas (LPG); and is used mainly for the import of LPG, Aviation Turbine Kerosene, Fuel Oils, and Base Oils. The Takoradi Oil Jetty is also a multi-product terminal, capable of discharging all petroleum products including bitumen.

However, with the country's current fuel demand exceeding 5 million metric tonnes annually and growing at a rate of roughly 5-7 % per annum, the existing infrastructure is under significant strain. This is not helped by the reduced importation for refining in recent years.

This over-reliance on a single facility presents a major national security risk. Any damage to the CBM in Tema would affect fuel imports and lead to severe fuel shortages across the country. The Table below shows details of the available facilities used for the importation of crude oil and petroleum products into the country.

Tema Oil Refinery (TOR) is also challenged with obsolete equipment and systems, poor maintenance and operational inefficiencies, absence of hydrotreaters in some refinery configurations to meet quality specification requirements and lack of working capital. The absence of adequate refining capacity, frequent refinery shutdowns and poor management of refinery operations has led to the country's heavy reliance on petroleum product imports.

Ghana currently relies on the Tema Oil Refinery (TOR), and Sentuo Oil Refinery Limited (SORL), a privately owned oil refinery in the medium size refining space. However, both have been very inconsistent with refining due to various operational challenges, including maintenance issues and working capital constraints. The two other mini private refineries namely Platon and Akwaaba are modular refineries with a combined production capacity of about 11,000 bpsd.

Storage and Transportation

Ghana's petroleum storage network includes twenty-one (21) private terminals along the coast and six (6) BOST-owned inland terminals (Accra Plains, Kumasi, Mami Water, Akosombo, Buipe, Bolgatanga). At the end of the year 2023, national storage capacity stood at over 2.78 million cubic meters (54% state-owned, 46% private). However, with a tank turn of less than 0.5, storage infrastructure is underutilized, especially in Tema. Regions like Takoradi and Kumasi need additional storage.

Ghana's storage infrastructure is heavily skewed toward the eastern corridor, particularly the Tema enclave, which hosts a significant proportion of storage depots and tank farms. The western corridor (Takoradi) lags significantly, limiting national flexibility and resilience in product supply. CBOD reports that more than 65% of national storage capacity is concentrated in the Greater Accra region (Eastern Corridor), with less than 20% in the Western Region. BOST operates key storage facilities across the country but lacks presence in the western corridor, impeding the effective implementation of the Zonalization Policy as well as an alternative reliable option for international petroleum products imports.

Primary transportation is overseen by BOST and includes pipelines, barges, and Bulk Road Vehicles (BRVs). Though pipelines and barges are more efficient, transportation of petroleum

products in Ghana relies heavily on road haulage, supplemented by limited pipeline infrastructure and inland waterway transport. Over 1,000 BRVs operate in this space. The two main pipelines, the 6-inch Tema-Akosombo Petroleum Pipeline (TAPP) and the 8-inch Buie-Bolgatanga Petroleum Product Pipeline (B2P3) are underutilized. Barge transportation on the Volta Lake is minimal due to logistical constraints and lack of investment. BOST's barge system has seen zero capital investment in 10 years with the VLTC barge situation even in a worse decline. Currently, the barges function on a low scale and have low turn-around time, thus increasing reliance on road haulage. Road remains the dominant mode, handling over 85% of all petroleum product movement. However, it is worth noting that this mode presents high cost, congestion, and safety risks.

Distribution and Marketing

Secondary transportation and retail are managed by OMCs/LPGMCs, who use BRVs to deliver products from depots to retail sites. Costs are covered by the Unified Petroleum Price Fund (UPPF) margin. These companies also handle retail through over 5,000 outlets, with service stations making up 49%. There are currently 185 licensed OMCs, 44 LPGMCs, 939 transporters, and many service providers serving various segments. Despite the large number, only a few are actively operational, depicting market saturation of OMCs and LPGMCs.

Ghana has a strong retail outlet network operated by OMCs. However, rural and border areas still experience quality control issues.

Strategic Fuel Reserve Management

Ghana does not currently maintain a robust strategic petroleum reserve system aligned with international standards. BOST is the designated agency for managing national strategic stocks yet lacks dedicated infrastructure and funding. Stockholding capacity is constrained by limited infrastructure and poor depot utilization.

Strategic reserves are important for protecting the economy from international supply disruptions, ensuring national energy security, and guaranteeing uninterrupted fuel supply during crises. These reserves also support Ghana's zonalization policy by ensuring a consistent fuel supply to all regions, positioning the country as a stable fuel supply hub in West Africa.

Countries like South Africa, Kenya, and OECD members maintain strategic reserves to ensure energy security. For example, South Africa mandates 90 days of strategic stock held by the Strategic Fuel Fund (SFF), and Kenya's National Oil Corporation holds reserves through state-owned depots. OECD countries also maintain a minimum of 90-day net imports as strategic reserves, and they utilize automated stock monitoring and emergency drills to ensure readiness

Health, Safety, Security & Environment (HSSE)

The energy industry carries significant potential to negatively affect climate change, biodiversity, and the broader environment. Recurring environmental challenges, such as air emissions and oil or chemical spills, highlight the sector's vulnerability to operational risks. Beyond environmental

concerns, the security of energy installations remains a critical issue in some jurisdictions. Threats such as piracy, kidnappings, and, in certain cases, intrusions by fisherfolk near offshore platforms have posed risks to the stability and sustainability of operations. The high risk nature of oil and gas activities also pose a risk to public safety and occupational health, and safety.

In line with its mandate to formulate and implement energy-related policies, the Ministry of Energy and Green Transition developed the **Health, Safety, Security, and Environment (HSSE) Policy as a component of the broader National Energy Policy**. This policy seeks to ensure that energy sector activities cause minimal harm to people, property, the environment, and Ghana's international reputation, while providing the foundation for the development of enforceable standards and operational guidelines.

Additionally, the Ministry has introduced a **Smart Energy Action Plan** to systematically track climate-related interventions across the energy sector. Under this framework, agencies are required to provide data and reports, which will be consolidated into bi-annual national reports on climate and HSSE performance.

Policy and Regulatory Regime

Petroleum Downstream

The Ministry over the years has implemented various policies and initiatives to guide the sector's development and ensure its sustainability. Key among these include Deregulation Policy, Zonalisation Policy, Ghanaian Content and Ghanaian Participation Policy, Petroleum Downstream Revenue Assurance System (ERDMS, ECTS, PPMS & NFMS), National LPG Promotion Policy (LPG4D – NLPGPP & CRM), Petroleum Hub Development Project, Gold for Oil Programme and the Energy Transition Framework. The implementation of these policies and initiatives face a myriad of challenges which call for a review of some of these government policies to make them fit for purpose.

The National Petroleum Authority (NPA), established by the NPA Act 2005 (Act 691), is the primary regulator for the petroleum downstream sector, focusing on ensuring efficiency, profitability, and fair practices within the industry. It also works to ensure consumers receive value for money. As a regulator of petroleum downstream, NPA is primarily responsible for licensing petroleum service providers, ensuring market stability in a partially deregulated sector, promoting and ensuring Ghanaian content and Ghanaian participation in the sector, overseeing health, safety, and environmental standards and monitoring fuel quality and supply chain integrity.

The dynamic nature and fast paced evolution of the petroleum downstream sector with increasing number of players in various aspects of the petroleum downstream value chain, has exposed weaknesses in the current NPA Act. The rapid growth of the sector has not been matched by the regulatory tools that the current Act accords the Regulator. The need for a new legal framework should be encouraged.

Petroleum Upstream

The Upstream Petroleum industry in Ghana is currently governed by the Petroleum (Exploration and Production) Act, 2016, Act 919 and is supported by several regulations, including the Petroleum (Exploration and Production)(General) Regulations, 2018, LI 2359 as amended, the Petroleum (Local Content and Local Participation) Regulations, 2013, LI 2204 as amended and the Petroleum (Exploration and Production)(Health, Safety and Environment) Regulations, 2017, LI 2258.

In 2024, an Onshore Petroleum (Exploration and Production) Policy was developed to provide the basis for plugging the gaps pertaining to onshore petroleum activities in the National Energy Policy and the existing upstream legislation with the ultimate goal of defining a framework that will attract investments into Ghana's onshore sedimentary Basins and, regulate and manage oil and gas activities in a cost-efficient and environmentally sustainable manner.

As a result of the Onshore Policy and the investment drought the Petroleum Upstream Industry in Ghana is currently experiencing, the existing upstream legislation is being reviewed to align with the Onshore Policy and also improve the attractiveness of the industry to investors.

The Government currently participates in the upstream activities in the country through the Ghana National Petroleum Corporation (GNPC), which holds the state's interest in all petroleum agreements. GNPC has been established by the Ghana National Petroleum Corporation Law, 1983, P.N.D.C.L., 64.

The Petroleum Commission is mandated by the Petroleum Commission Act, 2011, Act 821 to regulate the upstream industry in Ghana and manage the utilisation of the country's petroleum resources.

The Upstream Industry in Ghana is currently confronted by several challenges, including a decline in oil and gas production and reserves, lack of investments, gaps and overlaps in the legal and regulatory frameworks, inadequate local content and local participation and the impacts of the energy transition, among others.

POLICY AND REGULATORY REGIME

1. **Petroleum (Exploration & Production) Act (Act 919)** and the **Petroleum (Exploration & Production) Health, Safety, and Environment Regulations (L.I. 2258)** provide sector-specific HSE requirements for upstream petroleum operations.
2. **The National Petroleum Act 2005, (Act 691)** mandate to regulate and monitor the entire petroleum downstream industry, which includes ensuring HSE standards through various departments and licensing requirements. The Act also empowers the Authority to develop and enforce guidelines, monitor technical documentation, and inspect facilities, all of which contribute to the Health, Safety, and Environmental framework within the industry.

3. The **Environmental Protection Authority (EPA)** serves as the statutory authority for environmental regulation, environmental impact assessments (EIAs), pollution control, and oil-spill coordination under the **National Oil Spill Contingency Plan (NOSCP)**.
4. The **Labour Act (Act 651)** and the proposed **Occupational Safety & Health Bill** outline employer obligations, labour inspection regimes, and workplace safety standards applicable across the energy sector.

Security Interventions

Protecting energy installations remains critical. The industry relies on both private and state-supported security mechanisms:

- **Private contracts:** Tullow has contracted three security patrol vessels for Jubilee and TEN fields, while ENI engages two for its operations.
- **Government support:** In 2021, the Government of Ghana, through the Ghana Navy, deployed four patrol vessels to support offshore security operations. This collaboration has enhanced maritime security and reduced costs for international oil companies (IOCs).

Strengths, Weaknesses, Opportunities and Threats (SWOT)

The SWOT analysis highlights the Energy and Green Transition's key strengths, weaknesses, opportunities and threats strengths. The details of the SWOT Analysis are presented in Table 4.

Table 4: SWOT Analysis

STRENGTHS (S)	WEAKNESSES (W)
<ul style="list-style-type: none"> • Established regulatory and governance framework ensuring regulatory independence • Low Employee turnover • Availability of youthful and competent workforce • Strong management and technical staff Strong international collaborations, technical partnerships and participation in national and international energy- related activities • Ownership of land, office, and other assets • Strong planning capabilities • Well-developed Regulations, Codes and Guidelines are in place to back regulatory enforcement in the energy sector • High MIS usage • Efficient internal approval processes • Availability of high-quality geological, geophysical, and engineering data specific to Ghana • Legal status as the National Oil Company (NOC) • Exploration success rate exceeds the global average • Reasonable stakes in producing fields, including world-class Jubilee Field • Strategic alliances and joint ventures with leading independent operators and consortiums • Experienced, skilled, trainable, and dynamic workforce with strong technical capabilities 	<ul style="list-style-type: none"> • Gender imbalance among technical staff • Low levels of IGFs • Inadequate office space for staff • Difficulty in applying sanctions or revoking the licenses of certain Government owned utilities for noncompliance with regulations • Absence of full implementation of some regulations as conceptualized • Poor awareness of the role of the Commission and key legislations • within the power sector • Large outstanding debt owed to GNPC, impacting financial flexibility • Relatively low experience as a field operator compared to industry peers. • Inadequate systems, policies, and procedures to support efficient operations • Under-capitalization limits the Corporation ability to invest and scale effectively.
OPPORTUNITIES (O)	THREATS (T)
<ul style="list-style-type: none"> • A good working relationship with the Ministry of Energy and regulatory agencies • Recognition by state institutions and energy service providers of the role of the Commission • Political stability • Donor interest in the energy sector Interest of potential investors in renewable energy and energy efficiency projects • Availability of climate funds eg. Green 	<ul style="list-style-type: none"> • Challenging economic environment • Disputes and Lawsuits involving the Commission • Irregular payment of license and permit fees • Non-compliance among monopolistic licensees • Absence of needed collaboration with other state actors to achieve objectives High cost of public sensitisation on the Commission’s activities. • Some Government policies

<ul style="list-style-type: none"> • Climate Fund • Availability of technology & social media Strong regional energy cooperation with neighbouring countries • Substantial de-risking of Ghana's offshore petroleum basin enhances investment attractiveness and exploration potential • Ongoing or potential amendments to unfavourable laws could improve the operating environment. • Opportunity to leverage the technical expertise and operational capabilities of experienced partners. • Large, unexplored inland basins present significant long-term exploration and development opportunities. • Potential to harness the global energy transition by expanding into renewable energy, improving operational efficiency, and aligning with international sustainability. • Growing energy supply deficit in West Africa sub-region, coupled with accelerated development of the regional power pool, increases demand for natural gas. • Shifts from traditional oil and gas companies to integrated energy companies open avenues for diversification and innovation. • Adoption of Artificial intelligence (AI) offers opportunities for enhanced exploration, optimized production, improved safety, cost reduction and real-time decision-making • Opportunity to Leverage the experience and expertise of successful NOCs (such as SONATRACH) and collaborate with promising countries (eg, Algeria, Ethiopia) to enhance operations, strategy and workforce training. • Strategic diversification into renewable energy sources and tap into emerging markets • Strong governmental backing through regulatory facilitation and access to financing mechanisms. 	<ul style="list-style-type: none"> • Potential boundary disputes (east coast and onshore) may hinder exploration and development. • Declining hydrocarbon reserves threatens long-term production sustainability. • Insufficient corporate and financial independence restricts strategic decision-making and operational agility • Risk of fossil fuel assets becoming stranded due to global decarbonization efforts and shifting investor priorities. • Global crude oil price fluctuations can significantly impact revenue, investment planning, and project viability. • Global conflicts such as the Russia-Ukraine war, Iran-Israel tensions may disrupt energy markets and supply chains. • Increasing threat of cyberattacks targeting critical infrastructure, operational systems, and sensitive data. • Accelerated global shift toward low-carbon energy sources may reduce demand for fossil fuels and increase regulatory pressure. • Sudden or unfavourable changes in domestic or international energy policies could affect operations, disrupt planning and investment attractiveness. • Rising expectations from stakeholders regarding environmental performance and social responsibility may increase compliance costs and reputational risks.
---	--

Development Projections

The projections are informed by the review of past performance, planned programmes and projects to be implemented for the period 2026-2029. They are also based on global forecasts and anticipated population growth and demand and also cover Power (generation, transmission and distribution) and Petroleum (upstream and downstream) sub-sector as well as cross-cutting issues.

Power Sub-sector

Generation: Existing generation capacity is projected to increase by 1587MW over the period. This is made up of 992MW from Thermal Plants, 460MW from Solar, 75MW from Wind, and 60MW from Hydro as indicated in table 5 below.

Table 5: Expected additional generation capacity by 2029

Plants	Capacity, MW
VRA CENIT Combined Cycle	100
Takoradi Thermal Plant (T3)	132
Pwalugu – Hydro and Solar	110
KTTP Combined Cycle	110
AKSA	350
CENIT	300
VRA Bongo Solar	60
Loagri Solar	150
VRA Wind Power	75
Bui Solar	200
Total	1587

Transmission: The sector aims at achieving an adequate, safe and reliable transmission network that is able to transmit large capacities of power from the various sources to all parts of the country and for export. Transmission losses are expected to reduce from 4.07% to 3.74% by 2029 as indicated in table 6 below:

Table 6: Expected transmission targets by 2029

Indicator	2025 Baseline	Medium Term Target	2029
Percentage Change in Transmission Losses	4.05	3.82	3.74
Customer Average Interruption Duration Index (TSAIDI, ASAI, TSAIFI)	TSAIDI=19.85 hr ASAI = 99.98% TSAIFI =70%	TSAIDI=19.85 hr ASAI = 99.98% TSAIFI =70%	TSAIDI=19.85 hr ASAI = 99.98% TSAIFI =70%

Distribution: The distribution sector of the power value chain is on the path of technical and financial recovery. As of January 2025, distribution losses were 21.4% and 31.97% for ECG and NEDCo respectively and in the medium-term, government will take decisive action to significantly reduce distribution losses to 20% while increasing electricity access downstream to universal access. Table 7 below is the interruption and distribution losses target by 2029.

Table 7: Expected distribution targets by 2029

Indicator	Baseline 2025	Targets
		2029
Customer Average Interruption Duration Index (CAIDI)	Metro= 1.60 Urban = 1.56 Rural = 1.46	Metro= 1.60 Urban = 1.56 Rural = 1.46
Distribution Losses	ECG = 21.4 NEDCO = 31.97	20

Petroleum Sub-Sector

Petroleum Upstream

The focus of the petroleum upstream will be to arrest production decline and resume oil and gas production growth, leveraging the deployment of modern technologies, robust institutional reforms, restoring stakeholder trust, strategic asset development, and strong financial discipline. This strategic focus is expected to significantly enhance the national energy security, industrialization and socio-economic development.

Cumulative Oil and Gas Projections

Total crude oil production from the three fields is projected at 27,867,750 barrels, which translates into an average daily production rate of 76,350 barrels. Gas export is estimated at 154,781.90 MMScf (154.79 bcf) at an average gas export rate of 424.06 MMScf (0.424 bcf) per day by 2029. A breakdown of the projections from each field is presented in table 8 below:

Table 8: Oil and Gas Projections by 2029

Field	2025 Baseline		2029 Medium Term Projection	
	Oil production/Mbbbls	Gas Export/bcf	Oil production/MMbbls	Gas Export/bcf
JUBILEE	22.9	33.2	16.64	38.01
TEN	5.9	2.4	3.30	18.3
SANKOFA-GYE NYAME	8.8	85.8	7.93	98.48
Total	37.6	121.4	27.87	154.79

Petroleum Downstream

In order to increase accessibility to affordable petroleum products nationwide and for export, the downstream will concentrate on the expansion of refining capacity based on the Infrastructure Master Plan. This will enhance economic growth and maximize profitability.

Gas

It is projected that by 2025, an additional gas processing capacity of at least 150 Mmscfd and a planned number of pipelines would be constructed to transport domestic gas to demand centres for productive utilisation.

1.1 Gas Balance from 2025 to 2030

Table 5a Indicating the overview of the Gas Balance from 2025 to 2030

Including LNG supply significantly strengthens the overall gas balance, ensuring that total gas availability comfortably exceeds both power and non-power sector demand through to 2030. This creates a consistent surplus, enhances system reliability, and reduces the risk of supply shortfalls. Without LNG, however, the gas supply remains tightly aligned with growing demand, offering little to no surplus and increasing the vulnerability of the system to disruptions. Indigenous and regional sources alone are unlikely to sustain long-term supply security without the additional buffer provided by LNG, especially as demand continues to rise steadily over the period.

Figure 4: Chart Showing Ghana Balance from 2025-2030 with LNG Supply

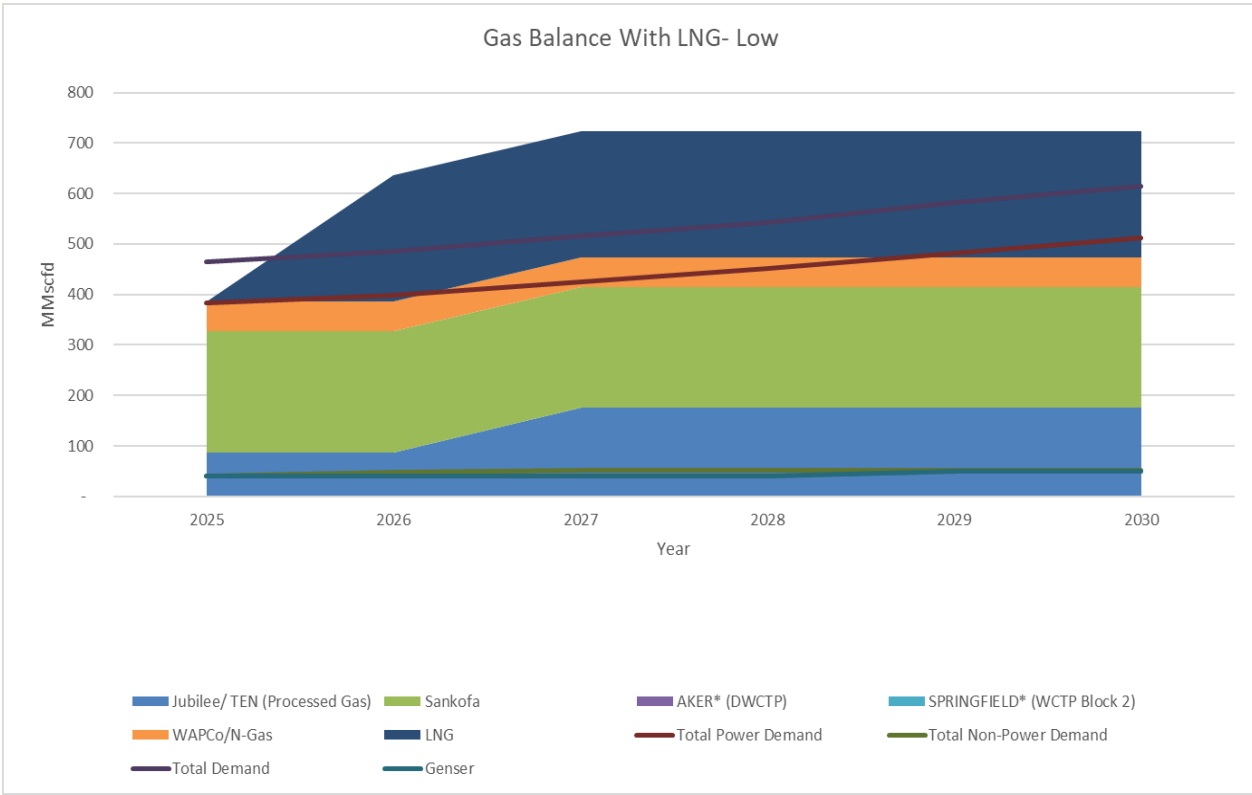
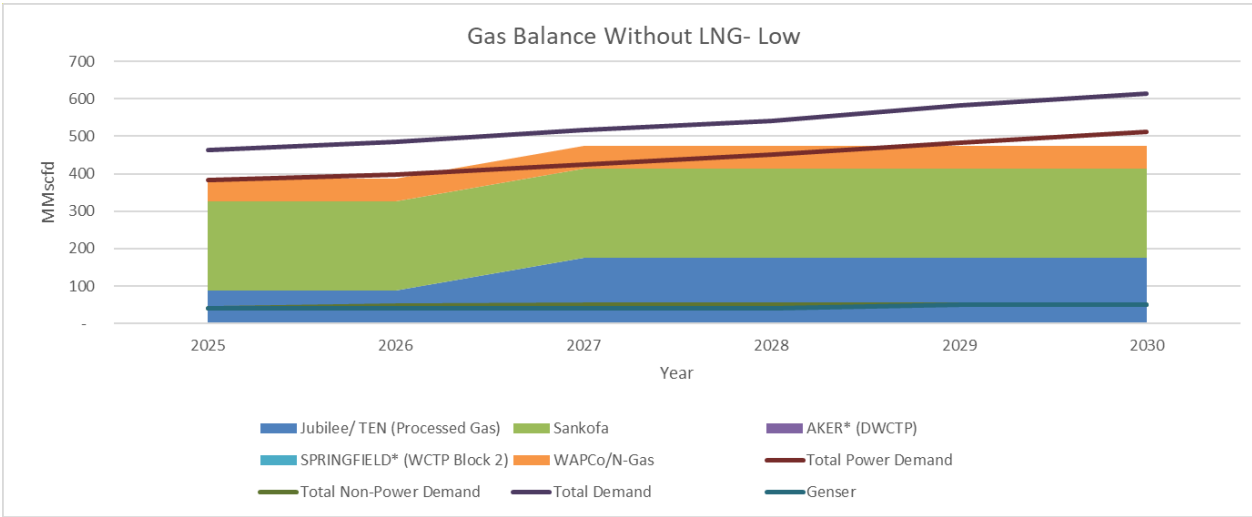


Figure 5: Chart Showing Ghana Balance from 2025-2030 No with LNG Supply



To mitigate the risk of a supply deficit, three key strategies are proposed. Firstly, additional gas volumes should be procured from N-Gas to supplement existing supplies and stabilize overall availability. Secondly, efforts should be made to secure Liquefied Natural Gas (LNG) supply agreements, offering greater flexibility and diversification of sources to cushion against disruptions. Finally, where necessary, the use of liquid fuels should be employed as a backup option to ensure continuous operations during periods of gas shortfall.

Upon close consultations with sector players and regulators, the base case for the natural gas supply and demand are illustrated in Figures 1 and 2 respectively. Drivers from these data (i.e. magnitude of demand, direction and timing of flow) serve as the basis for infrastructure development and investment decisions to transport natural gas from supply points to demand centers.

Summary of Development Issues

Table 9: List of Development Issues

Sub-Sector	Issues Identified
Power Sub-Sector	<p>Generation and Transmission</p> <ul style="list-style-type: none"> ▪ High cost of electricity generation mainly due to high cost of fuel. ▪ Frequent breakdown of some power plants. ▪ Obsolete transmission infrastructure ▪ Idle capacity of power generation. ▪ High transmission losses. ▪ Inadequate investment in transmission ▪ Potential impact of climate variability on hydroelectricity generation. ▪ Relatively low generation efficiencies of the thermal plants. ▪ Lack of regulations to facilitate the development of bioenergy <p>Distribution</p> <ul style="list-style-type: none"> ▪ Limited grid electricity access in rural and island communities. ▪ Low revenue generation due to low levels of electricity consumption in grid-connected rural and island communities. ▪ Low revenue collection by distribution companies from the sale of electricity. ▪ Low reliability of the distribution network. ▪ High technical and commercial losses in electricity distribution. ▪ Inability of the distribution companies to sustain the maintenance of the distribution infrastructure. <p>Financial and Tariff Setting</p> <ul style="list-style-type: none"> ▪ Lack of cost-reflective tariff. ▪ Unfavorable Implementation of the Cash Waterfall Mechanism
Petroleum	<p>Upstream</p> <ul style="list-style-type: none"> ▪ Insufficient data on some sedimentary basins ▪ High capital requirements and financial risk of petroleum exploration and development ▪ Inadequate development and production infrastructure for upstream exploration ▪ Inadequate local capacity ▪ Limited value addition to oil and gas products

Sub-Sector	Issues Identified
	<ul style="list-style-type: none"> ▪ Inadequate capacity to manage environmental impacts of the oil and gas Industry ▪ Gaps and overlaps in the legal, regulatory and fiscal regime ▪ Low oil recovery efficiency ▪ Decline in crude oil production ▪ Oil and gas reserves depletion ▪ Gas commercialization (Delayed payments by Gas offtakers) ▪ Crude oil price volatility ▪ Energy Transition ▪ Gender Mainstreaming <p>Downstream</p> <ul style="list-style-type: none"> ▪ Low access to LPG by households residing in the rural and peri-urban areas of the country. ▪ Lack of dedicated funding for strategic fuel reserves. ▪ Inadequate forex provision for imports ▪ Oversaturation of service providers in the market ▪ Limited berthing capacity in the eastern corridor ▪ Non-operation of local refineries leading to over reliance on petroleum product imports ▪ Inadequate pipeline network and inland marine transport ▪ Geographic imbalances in storage infrastructure distribution <p>HSSE</p> <ul style="list-style-type: none"> ▪ Low public awareness of the environmental and safety implications of energy production, transportation, and consumption. ▪ Inadequate enforcement of occupational health, safety and environmental laws in the energy value chain ▪ Inadequate climate change interventions in the energy sector ▪ Limited emergency response capacity to manage disasters and accidents across the energy value chain. ▪ Inadequate security interventions to protect oil, gas, and power infrastructure. ▪ Community-related threats, including disputes with local populations in project-affected areas.
Renewable and Green Transition	<ul style="list-style-type: none"> ▪ Inadequate data on various renewable energy resources. ▪ Insufficient regulatory framework to support private sector participation in deployment.

Sub-Sector	Issues Identified
	<ul style="list-style-type: none"> ▪ High upfront cost of Renewable Energy technologies. ▪ Inadequate skilled manpower in the development and deployment of RE technologies. ▪ Low public awareness of Renewable Energy technologies and benefits. ▪ Inefficient regulation of the production, transportation and marketing of wood-fuel. ▪ Lack of regulations to facilitate the development of bioenergy. ▪ The non-existence of bioenergy pricing mechanism. ▪ Low investment and underutilization of waste for power generation. ▪ Importation of substandard RE products. ▪ Low efficient biomass cook-stoves. ▪ Low utilization of non-electricity renewable energy technologies such as solar water heaters, wind pumping systems, solar crop dryers, and solar air-conditioner. <p>Nuclear Power</p> <ul style="list-style-type: none"> ▪ Limited industrial capacity in the development of the nuclear programme. ▪ Inadequate funding and financing mechanism for the nuclear programme. ▪ Public concerns about the safety of nuclear power.
Regulations	<ul style="list-style-type: none"> ▪ Gaps in the legal, regulatory and fiscal framework ▪ The absence of a dedicated funding policy impedes the progression of a strategic fuel reserve program. ▪ weak regulatory enforcement ▪ Poor implementation of industry policies ▪ Administrative inefficiencies from key regulators and policy implementing agencies
Gender Mainstreaming and persons with disabilities	<ul style="list-style-type: none"> ▪ Gender inequalities in the energy sector ▪ Inadequate involvement of persons with disabilities in the energy sector

CHAPTER THREE

KEY DEVELOPMENT ISSUES

Introduction

This chapter provides an overview of the key development priorities for the 2026–2029 planning period in the Energy Sector. The prioritised issues were derived from the development challenges identified in Chapter Two and subjected to a systematic prioritisation process.

The aim of this prioritisation is to ensure that interventions address the most pressing challenges in the power sector, petroleum sector, renewable energy and green transition, and regulatory/institutional capacity, while aligning with national policy directions and the Sustainable Development Goals (SDGs).

Prioritisation Methodology

The prioritisation process followed a participatory and evidence-based approach. Stakeholders from government institutions, local communities, private sector, and civil society were engaged to score and rank issues using the prioritisation matrix which ensures objectivity, inclusiveness, and transparency, while also linking local issues to national frameworks and SDGs.

The development issues were prioritised based on the severity and diversity of the problems and its intended benefits, multiplier effects on economic efficiency, linkages to basic human needs and rights, including access to energy, education, health, and livelihoods; and their contribution to sustainable spatial development.

Table 10:List of prioritized issues

POWER	PETROLEUM	RENEWABLE AND GREEN TRANSITION	REGULATION
<p>Generation and Transmission</p> <ul style="list-style-type: none"> ▪ High cost of thermal electricity generation mainly due to high cost of fuel. ▪ Frequent breakdown of some power plants. ▪ Obsolete transmission infrastructure ▪ Idle capacity Potential impact of climate variability on hydroelectricity generation. ▪ Relatively low generation efficiencies of the thermal plants. ▪ Inadequate investment in transmission Lack of regulations 	<ul style="list-style-type: none"> ○ Upstream <ul style="list-style-type: none"> ▪ Insufficient data on some sedimentary basins ▪ High capital requirement and financial risk of petroleum exploration and development ▪ Inadequate development and production infrastructure for upstream exploration ▪ Inadequate local capacity ▪ Limited value addition to oil and gas 	<ul style="list-style-type: none"> ▪ Inadequate data on various renewable energy resources. ▪ Insufficient regulatory framework to support private sector participation in deployment. ▪ High upfront cost of Renewable Energy technologies. ▪ Inadequate skilled manpower in the development and deployment of RE technologies. ▪ Low public awareness of Renewable Energy technologies and benefits. 	<ul style="list-style-type: none"> ▪ Gaps in the legal, regulatory and fiscal framework ▪ The absence of a dedicated funding for the strategic fuel reserve program. ▪ weak regulatory enforcement ▪ Poor implementation of industry policies ▪ Inefficient regulation of the production, transportation and marketing of wood-fuel. ▪ Lack of regulations to facilitate the development of bioenergy

POWER	PETROLEUM	RENEWABLE AND GREEN TRANSITION	REGULATION
<p>to facilitate the development of bioenergy.</p> <ul style="list-style-type: none"> ▪ network expansion and upgrade. ▪ High transmission losses. ▪ Distribution ▪ Limited grid electricity access in rural and island communities. ▪ Low revenue collection by distribution companies from the sale of electricity. ▪ Low reliability of the distribution network. ▪ High technical and commercial losses in electricity distribution. ▪ Inability of the distribution companies to sustain the maintenance of the distribution infrastructure. 	<ul style="list-style-type: none"> ▪ Inadequate capacity to manage environmental impacts of the oil and gas Industry ▪ Low oil recovery ▪ Decline in crude oil production ▪ Oil and gas reserves depletion ▪ Gas commercialization (Delayed payments by Gas offtakers) ▪ Energy Transition ▪ Gender Mainstreaming ▪ Downstream ▪ Low access to LPG by households residing in the rural and peri-urban areas of the country. 	<ul style="list-style-type: none"> ▪ The non-existence of bioenergy pricing mechanism. ▪ Low investment and under-utilisation of waste for power generation. ▪ Importation of substandard RE products. ▪ Low efficient biomass cook-stoves. ▪ Low utilisation of non-electricity renewable energy technologies ▪ Nuclear Power ▪ Limited industrial capacity in the development of the nuclear programme. 	<ul style="list-style-type: none"> ▪

POWER	PETROLEUM	RENEWABLE AND GREEN TRANSITION	REGULATION
<ul style="list-style-type: none"> ▪ Financial and Tariff Setting ▪ Lack of cost-reflective tariff. ▪ Unfavourable Implementation of the Cash Waterfall Mechanism 	<ul style="list-style-type: none"> ▪ Lack of dedicated funding for strategic fuel reserves. ▪ Inadequate forex provision for imports ▪ Oversaturation of service providers in the market ▪ Limited berthing capacity in the eastern corridor ▪ Non-operation of local refineries leading to over reliance on petroleum product imports ▪ Inadequate pipeline network and inland marine transport 	<ul style="list-style-type: none"> ▪ Inadequate funding and financing mechanism for the nuclear programme. ▪ Public concerns about the safety of nuclear power. 	

POWER	PETROLEUM	RENEWABLE AND GREEN TRANSITION	REGULATION
	<ul style="list-style-type: none"> ▪ Geographic imbalances in storage infrastructure distribution <ul style="list-style-type: none"> ○ HSSE ▪ Low public awareness of the environmental and safety implications of energy production, transportation, and consumption. ▪ Inadequate enforcement of occupational health, safety and environmental laws in the energy value chain ▪ Inadequate climate change interventions in the energy sector ▪ Limited emergency response capacity to manage disasters and accidents across the energy value chain. 		

POWER	PETROLEUM	RENEWABLE AND GREEN TRANSITION	REGULATION
	<ul style="list-style-type: none"> ▪ Inadequate security interventions to protect oil, gas, and power infrastructure. ▪ Community-related threats, including disputes with local populations in project-affected areas. 		
CROSS CUTTING ISSUES			
Gender inequalities in the energy sector Inadequate involvement of persons with disabilities in the energy sector Inadequate research, innovation and development	Gender inequalities in the energy sector Inadequate involvement of persons with disabilities in the energy sector Inadequate research, innovation and development	Gender inequalities in the energy sector Inadequate involvement of persons with disabilities in the energy sector Inadequate research, innovation and development	Gender inequalities in the energy sector Inadequate involvement of persons with disabilities in the energy sector Inadequate research, innovation and development

CHAPTER FOUR

DEVELOPMENT GOALS, OBJECTIVES, STRATEGIES AND DEVELOPMENT PROGRAMMES

Introduction

This chapter presents the goals, objectives, strategies for the energy sector. It helps to link the energy sector policies to the National policies aim at addressing the prioritized issues in chapter three.

Table 11: DEVELOPMENT GOALS, OBJECTIVES, STRATEGIES AND DEVELOPMENT PROGRAMMES

PRIORITIZED ISSUES	GOALS	OBJECTIVES	ALIGNED NATIONAL OBJECTIVES	STRATEGIES	DEVELOPMENT PROGRAMMES
DIMENSIONS/THEMATIC AREA ENVIRONMENT AND HUMAN SETTLEMENT					
High cost of electricity generation mainly due to high cost of fuel	Ensure universal access to reliable, competitively priced, and environmentally sustainable energy for both domestic consumption and export	30% reduction in the cost of electricity by 2029	Enhance access to clean and affordable energy	Implement competitive procurement of power.	Power Generation and Transmission Development

PRIORITIZED ISSUES	GOALS	OBJECTIVES	ALIGNED NATIONAL OBJECTIVES	STRATEGIES	DEVELOPMENT PROGRAMMES
DIMENSIONS/THEMATIC AREA ENVIRONMENT AND HUMAN SETTLEMENT					
Frequent breakdown of some power plants.		Reduce power plant breakdowns by 50% by 2029 Maintain adequate reserve margin.		Strengthen the management of power plants (SDG Target 7.b) (AU Target A1 G7 P6 T2)	
Obsolete transmission infrastructure		Replace at least 50% of obsolete transmission infrastructure by 2029		Undertaking a bi-annual audit on transmission infrastructure Do a four-year schedule to replace at least 50% of obsolete equipment. Integrate smart grid technologies.	
Idle capacity of power generation		Reduce idle capacity by 10% by 2029		operational and maintenance optimization Prioritize running the most efficient plants to reduce idle time in high performing units	

PRIORITIZED ISSUES	GOALS	OBJECTIVES	ALIGNED NATIONAL OBJECTIVES	STRATEGIES	DEVELOPMENT PROGRAMMES
DIMENSIONS/THEMATIC AREA ENVIRONMENT AND HUMAN SETTLEMENT					
High transmission losses.		Reduce transmission losses to or below the regulatory benchmark of 4.1%		Implement capital to replacement, upgrade, and expansion of NITS Maintain capacitor banks and SVCs at high-load centers Construct high-capacity lines Optimize generator dispatch Modernize and expand the grid	
Inadequate investment in transmission		Increase transmission capacity by 30% and reduce congestion-related outages by 40% by 2029.		Upgrade aging transmission lines and substations with higher-capacity conductors and smart grid technologies. Leverage PPPs to fund high-priority transmission projects.	
Potential impact of climate variability on hydroelectricity generation.		Integrate climate risk projections into hydroelectric planning and maintenance schedules to		climate-informed operational and maintenance schedule Track reduction in climate-related downtime and improved water utilization efficiency annually	

PRIORITIZED ISSUES	GOALS	OBJECTIVES	ALIGNED NATIONAL OBJECTIVES	STRATEGIES	DEVELOPMENT PROGRAMMES
DIMENSIONS/THEMATIC AREA ENVIRONMENT AND HUMAN SETTLEMENT					
		enhance system resilience by 2029.			
Relatively low generation efficiencies of the thermal plants.		Convert all simple cycle power plants to combine cycle power plants.		Utilize government funds and PPPs	
Lack of regulations to facilitate the development of bioenergy.		Ensure at least 80% of bioenergy projects comply with the new regulations.		Develop clear compliance guidelines and standards for bioenergy projects (feedstock sourcing, emissions, safety, sustainability)	
Limited grid electricity access in rural and island communities. Low revenue collection by distribution companies from		To provide reliable electricity access to rural and island households by December 2029. Increase the electricity revenue collection efficiency of distribution		<ul style="list-style-type: none"> • Grid extension and intensification • Hybrid Mini grid Development • Policy & Regulatory support • Billing & Metering Improvement • Customer Engagement & Education 	

PRIORITIZED ISSUES	GOALS	OBJECTIVES	ALIGNED NATIONAL OBJECTIVES	STRATEGIES	DEVELOPMENT PROGRAMMES
DIMENSIONS/THEMATIC AREA ENVIRONMENT AND HUMAN SETTLEMENT					
<p>the sale of electricity.</p> <p>Low reliability of the distribution network.</p> <p>High technical and commercial losses in electricity distribution.</p> <p>Inability of the distribution companies to sustain the maintenance of the distribution infrastructure.</p>		<p>companies by 20% by December 2029</p> <p>By December 2029, improve the reliability of the electricity distribution network by reducing system outages by 30%.</p> <p>Reduce electricity distribution losses from 27.05% to below 15% by December 2029.</p> <p>By December 2029, ensure at least 90% of planned preventive maintenance on distribution infrastructure</p>		<ul style="list-style-type: none"> • Revenue Protection & Enforcement • Infrastructure Upgrades • Preventive Maintenance • loss reduction measures • Infrastructure Upgrades • Advanced Metering & Billing • Revenue Protection & Anti-Theft Measures • Sustainable Financing • Planned Preventive Maintenance • Digital Maintenance Systems 	

PRIORITIZED ISSUES	GOALS	OBJECTIVES	ALIGNED NATIONAL OBJECTIVES	STRATEGIES	DEVELOPMENT PROGRAMMES
DIMENSIONS/THEMATIC AREA ENVIRONMENT AND HUMAN SETTLEMENT					
<p>Low public awareness of Renewable Energy technologies and benefits</p> <p>Inadequate data on various renewable energy resources</p> <p>insufficient regulatory framework to support private sector participation in deployment.</p>		<p>Increase public awareness of the benefits of renewable energy technologies by the end of 2029</p> <p>Conduct renewable resource assessment and mapping to provide adequate and reliable data on renewable energy resources and utilisation by the end of 2029</p> <p>Ensure strong support for establishment of Renewable Energy Authority and encourage Private</p>	<p>Promote the use of renewable energy (solar and wind) for irrigation.</p>	<p>Ensure Improvement in public understanding, trust, and support for the Renewable Energy technologies and benefits</p> <p>Rely on various renewable energy such as renewable-based mini-grids and off-grid systems to electrify 1,000 communities to get data</p> <p>Provide more regulatory framework to encourage Private Investment in Renewable Energy Industry.</p>	<p>Renewable Energy & Alternative Energy</p>

PRIORITIZED ISSUES	GOALS	OBJECTIVES	ALIGNED NATIONAL OBJECTIVES	STRATEGIES	DEVELOPMENT PROGRAMMES
DIMENSIONS/THEMATIC AREA ENVIRONMENT AND HUMAN SETTLEMENT					
<p>Low investment and under-utilisation of waste for power generation.</p> <p>Inadequate skilled manpower in the development and deployment of RE technologies</p>		<p>Investment in Renewable Energy Industry by the end of 2029</p> <p>Develop regulations to promote and govern the bioenergy (biofuel, biogas and biomass) industry to enhance pricing mechanism by the end of 2029</p> <p>Establish a certification regime for trained renewable energy technicians and engineers by the end of 2029</p>		<p>Include Local Participation other private investors in the Renewable Energy Industry</p> <p>Ensure the promotion of technical and vocational education and training on renewable to local entrepreneurs</p>	

PRIORITIZED ISSUES	GOALS	OBJECTIVES	ALIGNED NATIONAL OBJECTIVES	STRATEGIES	DEVELOPMENT PROGRAMMES
DIMENSIONS/THEMATIC AREA ENVIRONMENT AND HUMAN SETTLEMENT					
<p>Importation of substandard RE products</p> <p>High upfront cost of Renewable Energy technologies</p> <p>The non-existence of bioenergy pricing mechanism.</p>		<p>Ensure the enforcement of standards for renewable energy products by the end of 2029</p> <p>Establish sustainable, efficient and affordable wood fuel value chain by the end of 2029</p> <p>Develop regulatory frameworks for the promotion and efficient utilisation of bioenergy resources by the end of 2029</p>		<p>Develop a regulatory framework and standards for renewable energy products and systems</p> <p>Ensure the improvement of the upfront cost in the renewable energy by making use of alternative energy</p> <p>Ensures that the regulatory frameworks work by enforcing them.</p>	

PRIORITIZED ISSUES	GOALS	OBJECTIVES	ALIGNED NATIONAL OBJECTIVES	STRATEGIES	DEVELOPMENT PROGRAMMES
DIMENSIONS/THEMATIC AREA ENVIRONMENT AND HUMAN SETTLEMENT					
<p>Low efficient biomass cook-stoves.</p> <p>Low utilisation of non-electricity renewable energy technologies</p>		<p>Develop and promote the supply of biofuels such as biogas and bioethanol for households and commercial use by the end of 2029</p> <p>Develop and improve capacity for efficient biomass conversion technologies and end-use devices by the end of 2029</p>		<p>Ensuring low cost and saving of time for using biomass cooking stoves</p> <p>Improve on the education of the public for the utilization of the non-electricity energy technology</p>	

PRIORITIZED ISSUES	GOALS	OBJECTIVES	ALIGNED NATIONAL OBJECTIVES	STRATEGIES	DEVELOPMENT PROGRAMMES
DIMENSIONS/THEMATIC AREA ENVIRONMENT AND HUMAN SETTLEMENT					
<p>Nuclear Power Inadequate funding and financing mechanism for the nuclear programme.</p> <p>Limited industrial capacity in the development of the nuclear programme.</p> <p>Public concerns about the safety of nuclear power</p>		<p>Provide adequate budget for the operation and maintenance of public renewable system installations by the end of 2029</p> <p>Expand installed renewable capacity (non-large-hydro) from 42.5 MW in 2015 to 1,363 MW by 2030:</p> <p>Ensure maximum education of the publics about the benefits associated with nuclear power</p>		<p>Encourage private bodies to invest in nuclear programmes</p> <p>Improve in the investment of nuclear power to increase industrial capacity</p> <p>Encourage the involvement of beneficiaries of the nuclear power in the decision making</p>	

PRIORITIZED ISSUES	GOALS	OBJECTIVES	ALIGNED NATIONAL OBJECTIVES	STRATEGIES	DEVELOPMENT PROGRAMMES
DIMENSIONS/THEMATIC AREA ENVIRONMENT AND HUMAN SETTLEMENT					
<p>Insufficient data on some sedimentary basins</p> <p>High capital requirement and financial risk of petroleum exploration and development</p>	<p>Acquire sufficient data covering sedimentary basins with little or no data in the count</p> <p>Enable GNPC to establish and operationalize joint and standby operatorship frameworks across key assets by 2029</p> <p>Achieve a minimum 30% improvement in the</p>	<p>Promote petroleum exploration and development in the country</p>	<p>State participation in data acquisition.</p> <p>Embark on Data Acquisition/Reprocessing Programme</p> <p>Facilitate the acceleration of the exploration programmes in the Voltaian Basin</p> <p>Promote investment along the upstream value chain</p>	<p>Petroleum Upstream development</p>	

PRIORITIZED ISSUES	GOALS	OBJECTIVES	ALIGNED NATIONAL OBJECTIVES	STRATEGIES	DEVELOPMENT PROGRAMMES
DIMENSIONS/THEMATIC AREA ENVIRONMENT AND HUMAN SETTLEMENT					
<p>Inadequate development and production infrastructure for upstream operations</p> <p>Inadequate local capacity</p>	<p>operational efficiency and enhanced service delivery of GNPC by 2029.</p> <p>Achieve 30% increase in GNPC's production output and cost efficiency by 2029</p> <p>Ensure adequate development and production infrastructure for upstream operations</p>		<p>Promote investment along the upstream value chain</p> <p>Increase in-country spend, investment and participation of Ghanaians in oil and gas exploration and production.</p> <p>Facilitate technology and skills transfer to Ghanaians.</p> <p>Encourage Indigenous Ghanaian Companies (IGCs)</p>		

PRIORITIZED ISSUES	GOALS	OBJECTIVES	ALIGNED NATIONAL OBJECTIVES	STRATEGIES	DEVELOPMENT PROGRAMMES
DIMENSIONS/THEMATIC AREA ENVIRONMENT AND HUMAN SETTLEMENT					
<p>Limited value addition to the country's oil and gas resources</p> <p>Inadequate capacity to manage environmental impacts of the oil and gas Industry</p> <p>Low oil recovery efficiency</p> <p>Decline in crude oil production</p> <p>Oil and gas reserves depletion</p>	<p>Ensure adequate local capacity</p> <p>Ensured increased value addition to the country's oil and gas resources</p> <p>Ensure adequate capacity for the management of environmental impacts of the oil and gas Industry</p>		<p>to form consortia to participate in E&P activities.</p> <p>Support IGCs to enhance their ability to access the requisite financing to participate in petroleum activities</p> <p>Increase oil and gas processing/refining, transportation and storage infrastructure.</p> <p>Ensure financial sustainability of the Petroleum Commission.</p> <p>Strengthen the organisational capacity of the Commission</p>		

PRIORITIZED ISSUES	GOALS	OBJECTIVES	ALIGNED NATIONAL OBJECTIVES	STRATEGIES	DEVELOPMENT PROGRAMMES
DIMENSIONS/THEMATIC AREA ENVIRONMENT AND HUMAN SETTLEMENT					
Gas commercialization (Delayed payments by Gas offtakers)		Arrest the decline in oil production and reserves and increase oil recovery efficiency		<p>to effectively execute its regulatory mandate</p> <p>Implement a phased digital transformation roadmap leveraging AI, automation, visualization, simulation and advanced analytics.</p> <p>Monitor reservoir management programmes.</p> <p>Develop marginal field policy.</p> <p>Develop a promotions/marketing strategy.</p> <p>Promote Infrastructure-led Exploration Strategy.</p>	

PRIORITIZED ISSUES	GOALS	OBJECTIVES	ALIGNED NATIONAL OBJECTIVES	STRATEGIES	DEVELOPMENT PROGRAMMES
DIMENSIONS/THEMATIC AREA ENVIRONMENT AND HUMAN SETTLEMENT					
<p>Gaps and overlaps in the legal, regulatory and fiscal frameworks</p> <p>Energy Transition</p> <p>Gender mainstreaming</p>	<p>Ensure the monetisation of domestic gas resources.</p> <p>Address the gaps and overlaps, strengthen and enforce the legal, regulatory and fiscal frameworks.</p> <p>Promote the employment of</p>		<p>Ensure strict compliance with exploratory work obligations.</p> <p>Develop and maintain a robust permitting regime.</p> <p>Improve the gas infrastructure and market</p> <p>Provide alternative sources of funding for gas supply</p> <p>Align policy, legal and regulatory framework on</p>		

PRIORITIZED ISSUES	GOALS	OBJECTIVES	ALIGNED NATIONAL OBJECTIVES	STRATEGIES	DEVELOPMENT PROGRAMMES
DIMENSIONS/THEMATIC AREA ENVIRONMENT AND HUMAN SETTLEMENT					
	<p>women and PWDs in the upstream petroleum subsector and enhance the capacities of SMEs owned by women</p> <p>Ensure that petroleum activities are conducted in an environmentally sustainable manner.</p>		<p>upstream oil and gas resources with the National Energy Transition Framework and any other consequential policy initiatives.</p> <p>Develop comprehensive policies and plans, and submit annual reports on petroleum activities and economic forecasts</p> <p>Align policy, legal and regulatory framework on upstream oil and gas resources with the National Energy Transition Framework.</p>		

PRIORITIZED ISSUES	GOALS	OBJECTIVES	ALIGNED NATIONAL OBJECTIVES	STRATEGIES	DEVELOPMENT PROGRAMMES
DIMENSIONS/THEMATIC AREA ENVIRONMENT AND HUMAN SETTLEMENT					
				<p>Encourage women to take up careers in the oil and gas industry.</p> <p>Provide incentives for employment of females and contracting of women-owned enterprises.</p>	
<p>Downstream</p> <p>Low access to LPG by households residing in the rural and peri-urban areas of the country.</p> <p>Lack of dedicated funding for strategic fuel reserves.</p>	<p>Ensure universal access to reliable, competitively priced, and environmentally sustainable energy for both domestic consumption and export</p>	<p>Expand the total petroleum refinery capacity of the country</p> <p>Ensure effective and efficient transportation, storage and distribution of petroleum and refined products to all parts of the country.</p>	<p>Minimize potential environmental impact of the oil and gas industry</p>	<p>3.11.5.1 Improve infrastructure, governance, legislative and investment conditions in the petroleum sector (SDG Targets 7.a, 7.b)</p> <p>3.11.5.2 Strengthen the bidding process in the award of petroleum blocks for exploration and production to make it more competitive (SDG Targets 16.5, 17.17)</p>	<p>Petroleum Downstream Development</p>

PRIORITIZED ISSUES	GOALS	OBJECTIVES	ALIGNED NATIONAL OBJECTIVES	STRATEGIES	DEVELOPMENT PROGRAMMES
DIMENSIONS/THEMATIC AREA ENVIRONMENT AND HUMAN SETTLEMENT					
<p>Inadequate forex provision for imports</p> <p>Oversaturation of service providers in the market</p> <p>Limited berthing capacity in the eastern corridor</p> <p>Non-operation of local refineries leading to over reliance on petroleum product imports</p> <p>Inadequate pipeline network and inland marine transport</p> <p>Geographic imbalances in storage infrastructure distribution</p>		<p>Ensure security of supply of petroleum and refined products.</p> <p>Increase access to LPG nationwide.</p> <p>Invest in gas pipelines to facilitate the distribution of natural gas throughout the country.</p> <p>Develop a competitive gas market through the operation of open access gas transmission system.</p> <p>Strengthen coordination and collaboration among the regulator, private sector and relevant MMDAs.</p> <p>Strengthen enforcement of existing laws</p>		<p>Accelerate reconnaissance exploration programme (SDG Target 9.b)</p> <p>Enhance collaboration and coordination among petroleum sector institutions (SDG Target 16.6)</p>	

PRIORITIZED ISSUES	GOALS	OBJECTIVES	ALIGNED NATIONAL OBJECTIVES	STRATEGIES	DEVELOPMENT PROGRAMMES
DIMENSIONS/THEMATIC AREA ENVIRONMENT AND HUMAN SETTLEMENT					
		<p>governing private sector participation in the downstream operations.</p> <p>Mobilise public and private sector investment to expand national crude oil refining capacity, trading, storage and transportation to neighbouring countries and land-locked nations in the ECOWAS region.</p> <p>Develop legislation on natural gas development and pricing.</p> <p>Enforcement the implementation of existing laws.</p>			

PRIORITIZED ISSUES	GOALS	OBJECTIVES	ALIGNED NATIONAL OBJECTIVES	STRATEGIES	DEVELOPMENT PROGRAMMES
DIMENSIONS/THEMATIC AREA ENVIRONMENT AND HUMAN SETTLEMENT					
<p>HSSE</p> <p>Low public awareness of the environmental and safety implications of energy production, transportation, and consumption.</p> <p>Inadequate enforcement of occupational health, safety and environmental laws in the energy value chain</p> <p>Inadequate climate change interventions in the energy sector</p>	<p>Ensure universal access to reliable, competitively priced, and environmentally sustainable energy for both domestic consumption and export</p>	<p>All energy sector regulators should sensitize the public on impacts of energy sector activities on the environment and public health and safety by 2029</p> <p>All energy sector activities are regulated with regards to health and safety by 2029</p> <p>All energy sector agencies should implement climate change interventions by 2029</p>	<p>Minimize potential environmental impact of the oil and gas industry</p>	<p>Develop and implement a platform that tracks public sensitization on the impact of energy sector activities</p> <p>Develop and implement a system for monitoring occupational health and safety incidents and the implementation of corrective actions</p> <p>Develop and implement a programme that ensures climate considerations in energy sector activities</p>	

PRIORITIZED ISSUES	GOALS	OBJECTIVES	ALIGNED NATIONAL OBJECTIVES	STRATEGIES	DEVELOPMENT PROGRAMMES
DIMENSIONS/THEMATIC AREA ENVIRONMENT AND HUMAN SETTLEMENT					
<p>Lack of cost-reflective tariff</p> <p>Unfavourable Implementation of the Cash Waterfall Mechanism</p>		<p>Re-structure the current tariff regime to make industrial tariff competitive by the end of 2029</p> <p>Ensure consistent application of the Automatic Adjustment Formula (AAF) for electricity tariff by the end of 2029</p> <p>Regulate operations of the distribution services to achieve financial sustainability of the</p>	<p>Improve financial capacity and sustainability of utility companies</p>	<p>Review and enforce the energy sector financial restructuring and recovery plan</p> <p>Institute mechanism to ensure that all added capacities are acquired through open and competitive tender processes (SDG Targets)</p> <p>Provide adequate financing for petroleum exploration activities</p>	<p>Financial and Tariff Setting</p>

PRIORITIZED ISSUES	GOALS	OBJECTIVES	ALIGNED NATIONAL OBJECTIVES	STRATEGIES	DEVELOPMENT PROGRAMMES
DIMENSIONS/THEMATIC AREA ENVIRONMENT AND HUMAN SETTLEMENT					
		<p>utility companies as well as ensure consumer protection by the end of 2029</p> <p>Institute mandatory independent financial and technical audit of proposals submitted by utilities before the end of 2029</p>			
<p>Gaps in the legal, regulatory and fiscal framework</p> <p>The absence of dedicated funding for the strategic fuel reserve program</p>		<p>Strengthen and enforce the legal, regulatory and fiscal frameworks to address the gaps by the end of 2029</p> <p>Attract companies that have financial and technical capacity by the end of 2029</p>		<p>ensure strict compliance with the Petroleum (Exploration and Production) Act, 2016, Act 919 and other related Laws and Regulations</p> <p>Promote competitive tender processes in the award of petroleum exploration and production rights</p>	Regulation

PRIORITIZED ISSUES	GOALS	OBJECTIVES	ALIGNED NATIONAL OBJECTIVES	STRATEGIES	DEVELOPMENT PROGRAMMES
DIMENSIONS/THEMATIC AREA ENVIRONMENT AND HUMAN SETTLEMENT					
<p>Poor implementation of industry policies</p> <p>Inefficient regulation of the production, transportation and marketing of wood-fuel</p> <p>Lack of regulations to facilitate the development of bioenergy</p> <p>weak regulatory enforcement</p>		<p>Enforce the implementation of industries policies by the end of 2029</p> <p>Promote the passage and enforcement of relevant regulations for the efficient and sustainable conduct of petroleum activities by the end of 2029</p>		<p>Ensure attractive and predictable legal, fiscal and regulatory regimes to encourage investors.</p>	

PRIORITIZED ISSUES	GOALS	OBJECTIVES	ALIGNED NATIONAL OBJECTIVES	STRATEGIES	DEVELOPMENT PROGRAMMES
DIMENSIONS/THEMATIC AREA ENVIRONMENT AND HUMAN SETTLEMENT					
<p>Gender inequalities in the energy sector</p> <p>Inadequate involvement of persons with disabilities in the energy sector</p> <p>Inadequate research, innovation and development</p>		<p>To achieve equality by integrating gender and disability concerns and perspectives in the energy sector by 2029</p> <p>To achieve adequate research, innovation and development</p>		<p>Create equal opportunity to ensure gender equality in the energy sector</p> <p>Involve persons with disability in the energy sector</p> <p>Provide adequate funding for research, innovation and development</p>	

CHAPTER FIVE

COMPOSITE DEVELOPMENT PROGRAMMES

Introduction

This chapter presents the key programmes required to achieve the Goal and Objectives outlined in Chapter Four. Existing programmes have been reviewed and harmonized with newly formulated ones to fit into the 2026–2029 planning period. It further highlights all Composite Development Programmes within the broader context of Ghana’s energy sector development.

Programme of Action (PoA)

The Programme of Action (PoA) outlines the major development programmes to be implemented during the 2026–2029 period. It provides details on the timeframe, estimated costs, implementation status, and the respective agencies responsible for execution. Table below presents the PoA for the energy sector within the 2026–2029 planning cycle.

Table 12: PROGRAMME OF ACTION 2026-2029

Development Programme	Time Frame				Cost (Million)				Programme Status		Implementation Institutions/ Department	
	2026	2027	2028	2029	GoG	IGF	DPs	Others	New	Ongoing	Lead	Collaborating
Power Generation and Transmission	√	√	√	√	14,540.60	20,604.66	-	22,532.74		√	VRA, BPA, GRIDCo & VRA-RTF	MoEn>, PURC
Power Distribution	√	√	√	√	6,212.01	2,056.94	3,216.20	10,575.29		√	ECCG, NEDCo	MoEn>
Renewable Energy	√	√	√	√	5,079.68	-	-	14,501.75		√	REA, REGT-Fund	MoEn>

Development Programme	Time Frame				Cost (Million)				Programme Status		Implementation Institutions/ Department	
	2026	2027	2028	2029	GoG	IGF	DPs	Others	New	Ongoing	Lead	Collaborating
Alternative Energy	√	√	√	√	15,094.48	-	-	-		√	NPG	MoEn>
Upstream Development	√	√	√	√	1.00	-	-	-		√	GNPC	MoEn>
Downstream Development	√	√	√	√	-	1,828.10	-	14,202.83		√	BOST, TOR, GNGC, GCMC, PHDC	MoEn>
Power Sector Regulation	√	√	√	√	-	668.62	119.58	30.50		√	EC	MoEn>
Petroleum Sector Regulation	√	√	√	√	-	5,716.50	-	-		√	NPA, PC, EC	MoEn>
Health Safety Security and Environment	√	√	√	√	0.55	-	-	-		√	MoEn>	
Gender Mainstreaming and persons with disability promotion	√	√	√	√	-	-	-	-		√		MoEn>
Energy Sector Innovation Research and Development	√	√	√	√	-	-	-	-		√		MoEn>
TOTAL					40,928.32	30,874.82	3,335.78	61,843.11				

NB: The Monitoring and Evaluation has been embedded in the cost of the projects.

Table 13: PROGRAMME FINANCING

Development Programme	Programme Cost (A)	(Million) Expected Revenue and Sources of Funding				TOTAL (B)	GAP (C) = (B-A)
		GoG	IGF	DPs	OTHERs (Specify)		
Power Generation and Transmission	57,678.00	14,540.60	20,604.66	-	22,532.74	57,678.00	-
Power Distribution	22,060.44	6,212.01	2,056.94	3,216.20	10,575.29	22,060.44	-
Renewable Energy	19,581.43	5,079.68	-	-	14,501.75	19,581.43	-
Alternative Energy	15,094.48	15,094.48	-	-	-	15,094.48	-
Upstream Development	1.00	1.00	-	-	-	1.00	-
Downstream Development	16,030.93	-	1,828.10	-	14,202.83	16,030.93	(10,518.30)
Power Sector Regulation	818.70	-	668.62	119.58	30.50	818.70	-
Petroleum Sector Regulation	5,716.50	-	5,716.50	-	-	5,716.50	-
Health Safety Security and Environment	0.55	0.55	-	-	-	0.55	-
Gender Mainstreaming and persons with disability promotion	-	-	-	-	-	-	-
Energy Sector Innovation Research and Development	-	-	-	-	-	-	-
TOTAL	136,982.03	40,928.32	30,874.82	3,335.78	61,843.11	136,982.03	(10,518.30)

Summary of Programme of Action and Financing (2026–2029)

The Energy Sector Medium-Term Development Plan (2026–2029) highlights priority programmes and financing strategies needed to strengthen Ghana’s energy sector. Key focus areas include power generation and transmission, distribution, renewable and alternative energy, petroleum development, and regulatory reforms.

Continuous investment will be made in **power generation and transmission** by VRA, BPA, GRIDCo, and VRA-RTF, while **power distribution** will be driven by ECG and NEDCo. **Alternative energy** is fully financed by Government and led by NPG. However, **renewable energy, upstream development, health, safety, environment, gender, and innovation programmes** currently have no allocated funds. **Downstream development** has major investment plans but faces a financing gap of about **GHS 10.5 billion**. Regulatory programmes for both power and petroleum are adequately funded and will be overseen by EC, NPA, and PC.

Overall, the plan is costed at **GHS 136.98 billion**, with financing expected from Government, Internally Generated Funds (IGF), Development Partners (DPs), and other sources. While traditional power and petroleum programmes are well supported, there is a clear need for more resources to advance renewable energy, research, and inclusive initiatives that will ensure Ghana’s sustainable and green energy transition.

CHAPTER SIX

INTRODUCTION

The annual action plans for the programmes projects teases out the major tasks and activities that are required to accomplish each of the set objectives. The Medium-Term Development Plan set out thirteen (13) Specific Measurable Attainable Realistic Time bound (SMART) objectives for the Power and Petroleum sub-sectors to achieve the development goals. The identified activities have been mapped to corresponding objectives to clearly depict how they impact on the overall outcomes. The Sector intends to achieve its goal through the implementation of specific planned activities.

These activities are annualized with corresponding budgets and timeframe for implementation. There is also a detailed indication of the specific activities that would be undertaken in each of the four quarters of the year (Q1-Q4). The sector also identified sources of funding for each of the activities. It is our hope that this Annual Action Plans (AAP) would be implemented diligently to achieve the ultimate goal of the sector and the nation at large by safeguarding the natural environment and ensuring a resilient built environment.

SECTOR GOAL:

The specific sector goal is to make competitively priced energy universally accessible and readily available in an environmentally sustainable manner for the local market and export. The matrices below show the programmes, sub-programmes and the broad activities intended to be implemented from 2026-2029 and their corresponding budgets, funding sources and implementing authorities.

Table 14: 2026 ANNUAL ACTION PLAN

2026 ACTION PLAN													
Projects	Location	Time Frame				Cost (GHSMillion)				Project Status		Implementing Instituion/ Department	
		Q I	Q 2	Q 3	Q 4	GoG	IGF	DP	Other	New	Ongoing	Lead	Collaborating
Objectives: 30% reduction in the cost of electricity by 2029													
Programme:Power Generation and Transmission													
132mw T3 Repowering Project	Anwomaso	√	√	√	√	-	-	-	1,210.00		√	VRA	MoEn>
Wind Power (WPP1) Project 1	-	√	√	√	√	-	-	-	1,367.30		√	VRA	MoEn>
Utility Scale Solar Auction Project	Loagri (North East)	√	√	√	√	-	-	1,632.15	-	√		VRA	MoEn>/GRI DCo
Bongo Solar Power Project	Bongo	√	√	√	√	-	-	-	726.00		√	VRA	MoEn>
30 Mw Akuse Floating Solar Project	Akuse	√	√	√	√	-	-	-	90.50		√	VRA	MoEn>
16.5mw Pwalugu Solar Project (Phase I-II)	Pwalugu	√	√	√	√	-	-	-	290.40		√	VRA	-
		√	√	√	√	-	-	-	1,016.40		√	VRA	-
Zebilla Solar PV	Zebilla	√	√	√	√	-	-	-	242.00	√		VRA	-
Sawla Solar PV	Sawla	√	√	√	√	-	-	-	1,294.70	√		VRA	-
Akosombo Gs Floating Solar (Phase I & II)	Akosombo	√	√	√	√	-	-	-	302.50			VRA	-
		√	√	√	√	-	-	-	3,630.00	√		VRA	-
Loagri, Solar Pv (Phase I & II)		√	√	√	√	-	-	-	1,089.00	√		VRA	-

2026 ACTION PLAN													
Projects	Location	Time Frame				Cost (GHSMillion)				Project Status		Implementing Instituion/ Department	
		Q I	Q 2	Q 3	Q 4	GoG	IGF	DP	Other	New	Ongoing	Lead	Collaborating
	Loagri (North East)	√	√	√	√	-	-	-	1,210.00			VRA	
Hybrid Solar Wind Project (AMOMA)	-	√	√	√	√	-	-	-	3,630.00	√		VRA	-
Wenchi Solar PV	-	√	√	√	√	-	-	-	665.50	√		VRA	-
Objective: Reduce transmission losses to or below the regulatory benchmark of 4.1% Increase transmission capacity by 30% and reduce congestion-related outages by 40% by 2029.													
Programme: Power Generation and Transmission													
400/330 kV Ghana - Cote D'ivoire Interconnection Project	Ghana - Cote d'Ivoire	√	√	√	√	-	-	1,027.65	-	√		GRIDCo	MoEn>
KFW – 330kV Accra – Kumasi transmission line	Accra-Kumasi	√	√	√	√	-	-	1,571.70	-	√		GRIDCo	MoEn>
2nd Circuit 330 kV Awodua – Dunkwa – Kumasi Line	Awodua – Dunkwa	√	√	√	√	-	-	-	605.00	√		GRIDCo	MoEn>
50 MVar SVC at Nayagnia Substation	Nayagnia	√	√	√	√	-	-	-	181.50	√		GRIDCo	MoEn>
330/225 kV Prestea II Interconnection Substation	Prestea	√	√	√	√	-	-	-	881.36	√		GRIDCo	MoEn>
Continuous public education on hazards with living close to transmission facility	All GRIDCo Right of Way (ROW)	√	√	√	√	-	-	-	-		√	GRIDCo	Information Service
Continuous demolishing of illegal structure under	All structures	√	√	√	√	-	-	-	-		√	GRIDCo	MMDAs

2026 ACTION PLAN													
Projects	Location	Time Frame				Cost (GHSMillion)				Project Status		Implementing Instituion/ Department	
		Q I	Q 2	Q 3	Q 4	GoG	IGF	DP	Other	New	Ongoing	Lead	Collaborating
		transmission line Right-of-Way (ROW)	under GRIDCo Right of Way (ROW)										
Corporate Social Responsibility	All Operational Areas, Location of the schools and Accra	√	√	√	√		-				√	GRIDCo	-
Relocation of 161kV B5 Plus Transmission Line Materials for Reconstruction of 24km Section of 161kV Konongo - Kumasi Transmission Line	Konongo - Kumasi	√	√	√	√	-	81.68	-	-		√	GRIDCo	-
Replacement Of Volta Control Room Mimic Panels and Bus-Bar Protection System	Tema	√	√	√	√	-	8.83	-	-		√	GRIDCo	-
Supply of 4No. 161/34.5kV, 50/66MVA Power Transformers	-	√	√	√	√	-	79.98	-	-		√	GRIDCo	-
Namdini Gold Project (Substation & Transmission Line)	Namdini	√	√	√	√	-		-	155.36		√	GRIDCo	Namdini
Generation and Transmission Master Plan Update	Team - NITS	√	√	√	√	-	-	-	13.55		√	GRIDCo	AfD

2026 ACTION PLAN													
Projects	Location	Time Frame				Cost (GHSMillion)				Project Status		Implementing Instituion/ Department	
		Q I	Q 2	Q 3	Q 4	GoG	IGF	DP	Other	New	Ongoing	Lead	Collaborating
Procurement of Works for the Installation of Nine (9 No.) Phase Data Concentrators at Identified Substations	Identified Substations	√	√	√	√	-	108.90	-	-		√	GRIDCo	-
Smelter II - Volta 161 kV Transmission Line Capacity Increase Project	Tema	√				-	1.69	-	-		√	GRIDCo	-
Continuous Public education on hazards with living close to transmission facility	All GRIDCo Right of Way (ROW)	√	√	√	√	-	*	-	-		√	GRIDCo	Information Service
Continuous demolishing of illegal structure under transmission line right-of-way (ROW)	All structures under GRIDCo Right of Way (ROW)	√	√	√	√	-	*	-	-		√	GRIDCo	MMDAs
Objective: 30% reduction in the cost of electricity by 2029													
Programme: Power Generation and Transmission													
404MW operating and maintenance	BGS, Bui	√	√	√	√	-	0.35	-	-		√	BPA	MoEn>
150MWp Solar operating and maintenance	BGS, Bui	√	√	√	√	-	24.56	-	-		√	BPA	MoEn>
5MWp Floating Solar operating and maintenance	BGS, Bui	√	√	√	√	-	1.94	-	-		√	BPA	MoEn>

2026 ACTION PLAN													
Projects	Location	Time Frame				Cost (GHSMillion)				Project Status		Implementing Instituion/ Department	
		Q I	Q 2	Q 3	Q 4	GoG	IGF	DP	Other	New	Ongoing	Lead	Collaborating
		50MW largescale Battery Energy Storage System (BESS)operating and maintenance	BGS, Bui	√	√	√	√	-	18.15	-	-	√	
120kW Tsatsadu operating and maintenance	Tsatsadu, VR	√	√	√	√	-	0.19	-	-		√	BPA	MoEn>
20MWp phase 1 of 50MWp Solar operating and maintenance	Yendi	√	√	√	√	-	3.27	-	-		√	BPA	MoEn>
30MWp phase 2 of 50MWp Solar PV plant (Construction)	Yendi	√	√	√	√	-	627.99	-	-		√	BPA	MoEn>
25MWp Floating Solar (Construction)	BGS, Bui	√	√	√	√	-	580.80	-	-		√	BPA	MoEn>
20MWp Solar PV plant (Construction)	BGS, Bui	√	√	√	√	-	61.71	-	-		√	BPA	MoEn>
Feasibility studies for grid impact for 500MWp Solar PV plant and 200MW Battery Energy Storage System (BESS)	Adubiyili Buipe Zebilla	√	√	√	√	-	30.25	-	-	√		BPA	MoEn>
Development of 60MW Mini Hydro plant (Run-off the river)	Pra Ankobra Tano	√	√	√	√	-	435.60	-	-	√		BPA	MoEn>
Development of 4MW Mini Hydro plant (Run-off the river)	Wli	√	√	√	√	-	29.04	-	-	√		BPA	MoEn>

2026 ACTION PLAN													
Projects	Location	Time Frame				Cost (GHSMillion)				Project Status		Implementing Instituion/ Department	
		Q I	Q 2	Q 3	Q 4	GoG	IGF	DP	Other	New	Ongoing	Lead	Collaborating
		Objective: To provide reliable electricity access to 500 rural and island households by December 2029											
Programme: Power Distribution													
Self-Help Electrification Programme (SHEP) across the country	Nationwide	√	√	√	√	188.95		-	-		√	MoEn>	ECG,NEDCo
SHEP 4 Turnkey Electrification in 5 Regions (CWE) Phase II	Ashanti, Eastern, Western, Volta and Central Regions	√	√	√	√	-		-	-		√	MoEn>, CWE	ECG,NEDCo, MoF
Turnkey Electrification Project in the 5 Northern Regions by seven contractors	Northern, North East, Savanna, Upper West and Upper West Regions	√	√	√	√	300		-	-	√		MoEn>, Seven contractors(Multi Lead, New Modern World Com., Novus Logistics Ltd, Resource Access Ltd, Savana, Asuboa Wood Treatment & KGL Tech.)	NEDCo, MoF
TROPICAL - Local Turnkey Electrification Project – Phase II.	Upper West, Northern	√	√	√	√	-		121	-	√		MoEn>,T CCL	VRA, NEDCo , MoF

2026 ACTION PLAN													
Projects	Location	Time Frame				Cost (GHSMillion)				Project Status		Implementing Instituion/ Department	
		Q I	Q 2	Q 3	Q 4	GoG	IGF	DP	Other	New	Ongoing	Lead	Collaborating
	and Savannah Regions												
SHEP 4 Turnkey Electrification project by M/S Eco International Limited	Eastern Region	√	√	√	√	20		-	-		√	MoEn>,MoF, Eco International	VRA, NEDCo ,
SHEP 4 Turnkey Electrification project by Thengashep Pty (Gh) Limited	Upper East Region	√	√	√	√	-		60.5	-	√		MoEn>,MoF, Thengashep	VRA, NEDCo , MoF
Supply of poles and stay block	Nationwide	√	√	√	√	11.3		-	-		√	MoEN>	Supplier
Supply of Cables and Conductors	Nationwide	√	√	√	√	239		-	-		√	MoEN>	Supplier
Supply of Energy Meters	Nationwide	√	√	√	√	203.8		-	-		√	MoEN>	Supplier
Objective: Increase the electricity revenue collection efficiency of distribution companies by 20% by December 2029													
Programme: Power Distribution													
Improve revenue collection and financial sustainability	NEDCo Areas					-	106.88	-	-			NEDCo	MoEn>
Objective: To provide reliable electricity access to rural and island households by December 2029.													
Programme: Power Distribution													
Extend electricity access to underserved communities	NEDCo Areas	√	√	√	√	-	126.83	185.57	-		√	NEDCo	MoEn>
Modernize aging infrastructure to enhance reliability and safety	NEDCo Areas	√	√	√	√	-	32.10	68.36	-		√	NEDCo	MoEn>

2026 ACTION PLAN													
Projects	Location	Time Frame				Cost (GHSMillion)				Project Status		Implementing Instituion/ Department	
		Q I	Q 2	Q 3	Q 4	GoG	IGF	DP	Other	New	Ongoing	Lead	Collaborating
Enhance climate resilience of energy infrastructure	NEDCo Areas	√	√	√	√	-	1.86	-	-		√	NEDCo	MoEn>
Integrate renewable energy sources into the distribution mix	NEDCo Areas	√	√	√	√	-	1.03	-	-		√	NEDCo	MoEn>
Objective: To provide reliable electricity access distribution losses from 27.05% to rural and island households below 15% by December 2029													
Objective: To provide reliable electricity access to rural and island households by December 2029.													
Improve the reliability of the electricity distribution network by reducing system outages by 30%													
Programme: Power Distribution													
Construction of the Teshie-Nungua Bulk Supply Point (BSP)	Tema	√	√	√	√	-	26.16	-	-		√	ECG	MoEn>
Construction of 33/11 kV Primary Substation at Anaji and Supporting Network (2x20 MVA and 11 kV feeders)	Western Region	√	√	√	√	-	8.86	-	-		√	ECG	MoEn>
Construction of Banka (Ash) - 33/11 kV Substation and Interconnecting Circuits	Ashanti Region	√	√	√	√	-	9.81	-	-		√	ECG	MoEn>
Construction of Dunkwa (Ash) - 33/11 kV Substation and Interconnecting Circuits	Ashanti Region	√	√	√	√	-	5.58	-	-		√	ECG	MoEn>
Creation of a 33kV switching station at Asuom on the Subi feeder	Eatern Region	√	√	√	√	-	8.09	-	-		√	ECG	MoEn>

2026 ACTION PLAN													
Projects	Location	Time Frame				Cost (GHSMillion)				Project Status		Implementing Instituion/ Department	
		Q I	Q 2	Q 3	Q 4	GoG	IGF	DP	Other	New	Ongoing	Lead	Collaborating
Construction of a 2x40 MVA Double Circuit Tower Line from Tafo BSP to Suhum Primary Substation	Eastern Region	√	√	√	√	-	14.18	-	-		√	ECG	MoEn>
Construction of a 33kV Switching Station at Kwanyarko c/w 33kV links	Central Region	√	√	√	√	-	5.05	-	-		√	ECG	MoEn>
Construction of a 33kV Switching Station at Kwanyarko c/w 33kV links	Central Region	√	√	√	√	-	5.05	-	-		√	ECG	MoEn>
Installation of 9,000 Distribution Transformer Meters (including installation materials) for effective Energy Accounting	All Regions	√	√	√	√	-	89.84	-	-		√	ECG	MoEn>
Implementation of 2025 reviewed Tarriff	N/A	√	√	√	√	-	0.00	-	-		√	ECG	MoEn>
Implement Cash Waterfall Mechanism	N/A	√	√	√	√	-	0.00	-	-		√	ECG	MoEn>
Upgrade of the existing Teshie-Nungua to Tema Nungua Circuit (Adogonno) from 265mm 2 AAC double circuit to 400mm 2 double circuit.	Tema	√	√	√	√	-	0.67		-		√	ECG	MoEn>
Construction of New Abirem BSP and Interconnecting 33 kV circuits	Eastern Region	√	√	√	√	-	9.81	-	-		√	ECG	MoEn>

2026 ACTION PLAN													
Projects	Location	Time Frame				Cost (GHSMillion)				Project Status		Implementing Instituion/ Department	
		Q I	Q 2	Q 3	Q 4	GoG	IGF	DP	Other	New	Ongoing	Lead	Collaborating
Construction of Banka (Ash) - 33/11 kV Substation and Interconnecting Circuits	Ashanti	√	√	√	√	-	5.58	-	-		√	ECG	MoEn>
Construction of Dunkwa (Ash) - 33/11 kV Substation and Interconnecting Circuits	Ashanti	√	√	√	√	-	14.18	-	-		√	ECG	MoEn>
Construction of a 2x40 MVA Double Circuit Tower Line from Tafo BSP to Suhum Primary Substation	Eastern Region	√	√	√	√	-	11.76	-	-		√	ECG	MoEn>
Creation of a 33kV switching station at Asuom on the Subi feeder and linking it to three outgoing feeders	Eastern Region	√	√	√	√	-	11.76	-	-		√	ECG	MoEn>
Construction of Separate ECG switchyard and substation Building at the Existing Asiekpe BSP (Volta)	Volta Region	√	√	√	√	-	3.79	-	-		√	ECG	MoEn>
Creation of a 33kV switching station at Asuom on the Subi feeder and linking it to three outgoing feeders	Eastern Region	√	√	√	√	-	8.09	-	-		√	ECG	MoEn>
Ntakorful - 33/11 kV Primary Substation	Central Region	√	√	√	√	-	18.60	-	-		√	ECG	MoEn>
Construction of a 2 x 20 MVA Primary Substation at	Eastern Region	√	√	√	√	-	29.04	-	-		√	ECG	MoEn>

2026 ACTION PLAN													
Projects	Location	Time Frame				Cost (GHSMillion)				Project Status		Implementing Instituion/ Department	
		Q I	Q 2	Q 3	Q 4	GoG	IGF	DP	Other	New	Ongoing	Lead	Collaborating
Tafo Pankrono, Tafo Santasi and Bohyen													
New Service connections and Replacement of Existing Meters (Meters and Enclosures) with a total of 320,000 meters	All Regions	√	√	√	√	-	409.37	-	-		√	ECG	MoEn>
Construction of 2No District Offices, 5No. Customer Service Centres and 3No. Material Storage Sheds	ECG operational Areas	√	√	√	√	-	1.88	-	-		√	ECG	MoEn>
Implementation of 2025 reviewed Tariff	N/A	√	√	√	√	-	0.00	-	-		√	ECG	MoEn>
Implement Cash Waterfall Mechanism	N/A	√	√	√	√	-	0.00	-	-		√	ECG	MoEn>
Upgrade of the existing Teshie-Nungua to Tema Nungua Circuit (Adogonno) from 265mm 2 AAC double circuit to 400mm 2 double circuit.	Tema	√	√	√	√	-	0.67	-	-		√	ECG	MoEn>
Construction of New Abirem BSP and Interconnecting 33 kV circuits	Eastern Region	√	√	√	√	-	0.67	-	-		√	ECG	MoEn>
Construction of Banka (Ash) - 33/11 kV Substation and Interconnecting Circuits	Ashanti	√	√	√	√	-	0.67	-	-		√	ECG	MoEn>

2026 ACTION PLAN													
Projects	Location	Time Frame				Cost (GHSMillion)				Project Status		Implementing Instituion/ Department	
		Q I	Q 2	Q 3	Q 4	GoG	IGF	DP	Other	New	Ongoing	Lead	Collaborating
Construction of Dunkwa (Ash) - 33/11 kV Substation and Interconnecting Circuits	Ashanti	√	√	√	√	-	14.18	-	-		√	ECG	MoEn>
Construction of a 2x40 MVA Double Circuit Tower Line from Tafo BSP to Suhum Primary Substation	Eastern Region	√	√	√	√	-	11.76	-	-		√	ECG	MoEn>
Construction of a 33kV Switching Station at Kwanyarko c/w 33kV links	Eastern Region	√	√	√	√	-	11.76	-	-		√	ECG	MoEn>
Construction of Separate ECG switchyard and substation Building at the Existing Asiekpe BSP (Volta)	Volta Region	√	√	√	√	-	11.76	-	-		√	ECG	MoEn>
Creation of a 33kV switching station at Asuom on the Subi feeder and linking it to three outgoing feeders	Eastern Region	√	√	√	√	-	11.76	-	-		√	ECG	MoEn>
Ntakorful - 33/11 kV Primary Substation	Central Region	√	√	√	√	-	409.37	-	-		√	ECG	MoEn>
Construction of a 2 x 20 MVA Primary Substation at Tafo Pankrono, Tafo Santasi and Bohyen	Eastern Region	√	√	√	√	-	29040.00	-	-		√	ECG	MoEn>
New Service connections and Replacement of Existing Meters (Meters and	All Regions	√	√	√	√	-	409.37	-	-		√	ECG	MoEn>

2026 ACTION PLAN													
Projects	Location	Time Frame				Cost (GHSMillion)				Project Status		Implementing Instituion/ Department	
		Q I	Q 2	Q 3	Q 4	GoG	IGF	DP	Other	New	Ongoing	Lead	Collaborating
Enclosures) with a total of 320,000 meters													
Construction of 2No District Offices, 5No. Customer Service Centres and 3No. Material Storage Sheds	ECG Operational Areas	√	√	√	√	-	1.88	-	-		√	ECG	MoEn>
Implementation of 2025 reviewed Tariff	N/A	√	√	√	√	-	0.00	-	-		√	ECG	MoEn>
Implement Cash Waterfall Mechanism	N/A	√	√	√	√	-	0.00	-	-		√	ECG	MoEn>
Upgrade of the existing Teshie-Nungua to Tema Nungua Circuit (Adogonno) from 265mm 2 AAC double circuit to 400mm 2 double circuit.	Tema	√	√	√	√	-	0.67	-	-		√	ECG	MoEn>
Construction of New Abirem BSP and Interconnecting 33 kV circuits	Eastern Region	√	√	√	√	-	0.67	-	-		√	ECG	MoEn>
Construction of Banka (Ash) - 33/11 kV Substation and Interconnecting Circuits	Ashanti	√	√	√	√	-	0.67	-	-		√	ECG	MoEn>
Construction of Dunkwa (Ash) - 33/11 kV Substation and Interconnecting Circuits	Ashanti	√	√	√	√	-	14.18	-	-		√	ECG	MoEn>
Construction of a 2x40 MVA Double Circuit Tower Line	Eastern Region	√	√	√	√	-	11.76	-	-		√	ECG	MoEn>

2026 ACTION PLAN													
Projects	Location	Time Frame				Cost (GHSMillion)				Project Status		Implementing Instituion/ Department	
		Q I	Q 2	Q 3	Q 4	GoG	IGF	DP	Other	New	Ongoing	Lead	Collaborating
		from Tafo BSP to Suhum Primary Substation											
Construction of a 33kV Switching Station at Kwanyarko c/w 33kV links	Eastern Region	√	√	√	√	-	11.76	-	-		√	ECG	MoEn>
Construction of Separate ECG switchyard and substation Building at the Existing Asiekpe BSP (Volta)	Volta Region	√	√	√	√	-	11.76	-	-		√	ECG	MoEn>
"Creation of a 33kV switching station at Asuom on the Subi feeder and linking it to three outgoing feeders	Eastern Region	√	√	√	√	-	11.76	-	-		√	ECG	MoEn>
Ntakorful - 33/11 kV Primary Substation	Central Region	√	√	√	√	-	18.60	-	-		√	ECG	MoEn>
Construction of a 2 x 20 MVA Primary Substation at Tafo Pankrono, Tafo Santasi and Bohyen	Eastern Region	√	√	√	√	-	29.04	-	-		√	ECG	MoEn>
New Service connections and Replacement of Existing Meters (Meters and Enclosures) with a total of 320,000 meters	All Regions	√	√	√	√	-	409.37	-	-		√	ECG	MoEn>

2026 ACTION PLAN													
Projects	Location	Time Frame				Cost (GHSMillion)				Project Status		Implementing Instituion/ Department	
		Q I	Q 2	Q 3	Q 4	GoG	IGF	DP	Other	New	Ongoing	Lead	Collaborating
		Construction of 2No District Offices, 5No. Customer Service Centres and 3No. Material Storage Sheds	ECG Operational Areas	√	√	√	√	-	1.88	-	-		√
Implementation of 2025 reviewed Tarriff	N/A	√	√	√	√	-	0.00	-	-		√	ECG	MoEn>
Implement Cash Waterfall Mechanism	N/A	√	√	√	√	-	0.00	-	-		√	ECG	MoEn>
Objective: Address the gaps and overlaps, strengthen and enforce the legal, regulatory and fiscal frameworks.													
Programme: Petroleum Upstream													
Petroleum Upstream													
License qualified entities to explore and produce petroleum.	Accra	√	√	√	√	0.10	-	-	-			MoEn>	PC, GNPC, OAGMoJ, MoF, GRA, BoG
Facilitate the implementation and monitoring of petroleum operations	Accra	√	√	√	√	-	-	-	-		√	MoEn>	PC, GNPC, E&P Companies,
Objective: Acquire sufficient data covering sedimentary basins with little or no data in the count													
Programme: Petroleum Upstream													
Deploy Ocean Bottom Node (OBN) technology - Jubilee Field	Jubilee Field - Offshore			√		726.0	0	-	-	-	√	Tullow	Partners

2026 ACTION PLAN													
Projects	Location	Time Frame				Cost (GHSMillion)				Project Status		Implementing Instituion/ Department	
		Q I	Q 2	Q 3	Q 4	GoG	IGF	DP	Other	New	Ongoing	Lead	Collaborating
			Western Region										
Interpret 4D Seismic data acquired in 2025 over the Jubilee Area		√	√	√	√	-	-	-	-		√	GNPC	Partners
Interpret 4D Seismic data acquired in 2025 over the Ntomme area.	TEN Filed - Offshore Western Region	√	√	√	√	-	-	-	-		√	GNPC	Partners
Deploy Ocean Bottom Node (OBN) technology	TEN Field - Offshore Western Region	√	√	√	√	329.12	-	-	-	√		Tullow Ghana Limited (TGL)	Partners
Acquire 1,200 lkm 3D seismic data	Block 1 - Offshore Western Region	√	√	√	√	-	-	-	-	√		GNPC	Partners
Deploy alternate technologies (Satellite Imagery and Airborne Transient Pulse)	VBP - Onshore	√	√			26.62	-	-	-	√		GNPC	Partners
Drill one (1) development well	SGN Field - Offshore Western Region	√	√	√	√	605.00	-	-	-	√		ENI	Partners
Voltaian Basin Project - Drill two (2) wells	Onshore	√	√	√	√	363.00	-	-	-		√	GNPC	Partners
Deploy AI and Machine Learning technology	Onshore	√	√	√	√	36.30	-	-	-	√		GNPC	Partners

2026 ACTION PLAN													
Projects	Location	Time Frame				Cost (GHSMillion)				Project Status		Implementing Instituion/ Department	
		Q 1	Q 2	Q 3	Q 4	GoG	IGF	DP	Other	New	Ongoing	Lead	Collaborating
		Oil Production & Gas Export	Offshore Western Region - Jubilee & SGN (OCTP) Fields	√	√	√	√						√
Purchase the ~\$200 million TEN FPSO	Offshore Western Region	√	√	√	√	-	-	-	2,420.00		√	GNPC	-
Skilled Artisans Project		√	√	√	√	-	-	-	-		√	GNPC	-
Objectives: Increase access to LPG nationwide.													
Programme: Petroleum Downstream													
Conduct reconnaissance exercises under the National LPG Promotion Programme	Selected MMDAs	√	√	√	√	-	-	-	-		√	MoEn>	World Bank, KHRC
Distribution of LPG cookstoves to beneficiaries in rural and peri-urban areas	Selected MMDAs	√	√	√	√	-	-	-	-		√	MoEn>	World Bank, KHRC
Facilitate the execution of Independent Verification Exercises	Selected MMDAs	√				-	-	-	-		-	MoEn>	-
Review and finalise the National Strategic Fuel Reserve policy	Accra	√				-	-	-	-		√	MoEn>	-
Develop a Downstream Infrastructure Master Plan	Accra	√				-	-	-	-		√	MoEn>	-

2026 ACTION PLAN													
Projects	Location	Time Frame				Cost (GHSMillion)				Project Status		Implementing Instituion/ Department	
		Q I	Q 2	Q 3	Q 4	GoG	IGF	DP	Other	Ne w	Ongoi ng	Lead	Collaborating
		Objectives: Increase access to LPG nationwide. Objectives: Invest in gas pipelines to facilitate the distribution of natural gas throughout the country.											
Programme: Petroleum Downstream													
Construction of GPP Train 2 -Detailed design, Procurement, commence construction	Atuabo	√	√	√	√	-	4840.00	-	-	√		GNGLC	MoEn>, MoF, PPP Partners
Construction of 278 km Takoradi–Tema Pipeline - Engineering design, community engagement	Takoradi–Tema corridor	√	√	√	√	-	6655.00	-	-	√		GNGLC	MoEn>, MOF
Construction of 12” Pipeline to Eshiem FEED, Commence EPC	Eshiem	√	√			-	145.20	-	-	√		GNGLC	-
LPG Bottling Plant Construction	Axim	√	√	√	√	-	302.50	-	-		√	GNGLC	NPA
Monetization of Pentanes - Opportunity study, Pre-Feasibility, Feasibility, EPC	Atuabo	√	√	√		-	121.00	-	-		√	GNGLC	-
HIPPS Systems, Environmental assessments - Design, permitting, Installation	Multiple sites	√	√	√	√	-	60.50	-	-		√	GNGLC	EPA, MoEn>
Structuring PPPs, SPVs Financial structuring, investor engagement	Accra	√	√	√	√	-	0.00	-	-		√	GNGLC	EPA, MoEn>

2026 ACTION PLAN													
Projects	Location	Time Frame				Cost (GHSMillion)				Project Status		Implementing Instituion/ Department	
		Q I	Q 2	Q 3	Q 4	GoG	IGF	DP	Other	New	Ongoing	Lead	Collaborating
Engagement with PURC- Analysis, modelling, regulatory submissions	Accra	√	√	√	√	-	0.00	-	-		√	GNGLC	PURC
Cash Waterfall Mechanism engagement-Stakeholder meetings, financial modelling	Accra	√	√	√	√	-	0.00	-	-		√	GNGLC	MOF, MOEGT, PURC, ESRP
Enhance recruitment process- Develop recruitment plan for persons with disabilities	Multiple sites	√	√	√	√	-	12.10	-	-		√	GNGLC	-
Research collaboration programme- Initiate adjunct lecturing	Multiple sites	√	√	√	√	-	12.10	-	-		√	GNGLC	-
Objectives: Ensure effective and efficient transportation, storage and distribution of petroleum and refined products to all parts of the country.													
Programme: Petroleum Downstream													
Completion of Feasibility and Market Study and Procurement for a contractor for the BOST petroleum terminal	Pumpuni				√	-	-	-	1,210.00		√	BOST	-
Procurement for a contractor for FEED for construction of 30,000MT of LPG tanks at Tema, Kumasi, Takoradi and Buipe	HQ, Accra				√	-	-	-	484.00	√		BOST	-
Procurement for a contractor for construction of a 12-inch	HQ, Accra			√		-	90.75	-			√	BOST	-

2026 ACTION PLAN													
Projects	Location	Time Frame				Cost (GHSMillion)				Project Status		Implementing Instituion/ Department	
		Q I	Q 2	Q 3	Q 4	GoG	IGF	DP	Other	New	Ongoing	Lead	Collaborating
pipeline from Akosombo to Tema													
Construction of 220km Tema- Kumasi Pipeline	Tema- Kumasi				√	-	-	-	871.20	√		BOST	-
Construction of 200 No. Car Park Bolga	Bolga	√				-		-	-		√	BOST	-
Construction of Buipe Car Park	Buipe		√			-	9.08	-	-		√	BOST	-
Develop policies to mainstream gender and persons with disabilities and promote competent women into leadership positions within the company	HQ, Accra	√	√	√	√	-		-	-	√		BOST	-
Provide funding to support research institutions in the downstream petroleum sector	HQ, Accra	√	√	√	√	-	-	-	-	√		BOST	-
Quarterly Monitoring & Evaluation of Projects	HQ, Accra	√	√	√	√	-	0.61	-	-		√	BOST	MoEn>, SIGA
Continuous maintenance of all facilities	All BOST depots	√	√	√	√	-	181.50	-	-		√	BOST	-
Objective: Expand the total petroleum refinery capacity of the country													
Programme: Petroleum Downstream													
To revamp the existing CDU capacity from 45,000bpsd to 60,000bpsd and to build a	TOR	√	√	√	√	-	15.13	-	1,195	√		TOR	MoEn>

2026 ACTION PLAN													
Projects	Location	Time Frame				Cost (GHSMillion)				Project Status		Implementing Instituion/ Department	
		Q I	Q 2	Q 3	Q 4	GoG	IGF	DP	Other	New	Ongoing	Lead	Collaborating
new 100,000BPSD with a hydrotreater Refinery Unit													
To build twenty (20) additional storage tanks for white products and 7 new tanks for LPG, construct pipelines and to reinstate 17 Out-of-Service Storage Tank	TOR	√	√	√	√	-	-	-	449	√		TOR	MoEn>
To revamp and upgrade the existing loading gantries	TOR	√	√	√	√	-	1.82	-	34	√		TOR	MoEn>
To add natural gas as an alternative fuel for our boilers	TOR	√	√	√	√	-	30.25	-	-		√	TOR	MoEn>
Upgrading the existing Laboratory	TOR	√	√	√	√	-	-	-	30	√		TOR	MoEn>
To install and commission an Automatic tank gauging system	TOR	√	√	√	√	-	22.99	-	-	√		TOR	MoEn>
To install additional petrochemical units to the existing plant	TOR	√	√	√	√	-	-	-	1,059	√		TOR	MoEn>
To build a new automated loading gantry	TOR	√	√	√	√	-	-	-	-			TOR	MoEn>
To build an ultra modern 200 bed hospital	TOR	√	√	√	√	-	-	-	454				MoEn>
Objective: Expand the total petroleum refinery capacity of the country													
Programme: Petroleum Downstream													

2026 ACTION PLAN													
Projects	Location	Time Frame				Cost (GHSMillion)				Project Status		Implementing Instituion/ Department	
		Q I	Q 2	Q 3	Q 4	GoG	IGF	DP	Other	New	Ongoing	Lead	Collaborating
Invest in continuous employee training and development	Accra	√				-	18.15	-	-	√		PHDC	MoEn>
Implement a systematic succession planning programme to identify and develop high-potential employees for critical roles	Accra					-	18.15	-	-	√		PHDC	MoEn>
Establish a robust rewards and recognition strategy	Accra, Jomoro	√				-	383.39	-	-		√	PHDC	MoEn>
Foster a positive workplace culture	Accra					-	27.61	-	-	√		PHDC	MoEn>
Develop a performance management process, including evaluations and feedback	Accra	√				-	1.45	-	-	√		PHDC	MoEn>
Streamline policies and procedures within the organisation	Accra, Jomoro	√				-	1.34	-	-		√	PHDC	MoEn>
Conduct a comprehensive operational audit of PHDC's operations, processes, and systems to evaluate their effectiveness	Accra, Jomoro			√		-	3.39	-	-		√	PHDC	MoEn>
Embed risk awareness at every layer of the institution to ensure effective risk management and mitigation	Accra	√				-	7.62	-	-		√	PHDC	MoEn>

2026 ACTION PLAN													
Projects	Location	Time Frame				Cost (GHSMillion)				Project Status		Implementing Instituion/ Department	
		Q I	Q 2	Q 3	Q 4	GoG	IGF	DP	Other	New	Ongoing	Lead	Collaborating
		Develop stakeholder communication strategy	Accra, Jomoro		√			-	90.46	-	-		√
Foster community empowerment and enhance stakeholder development	Accra		√			-	135.17	-	-		√	PHDC	MoEn>
Establish a robust cybersecurity framework and promote data privacy practices to safeguard sensitive information and protect the integrity and reputation of PHDC	Accra		√			-	23.30	-	-		√	PHDC, NITA	MoEn>
Enhance investor interactions and improve relationship management by implementing a comprehensive CRM system across the investor lifecycle	Accra, Jomoro	√	√	√	√	-	193.26	-	-	√		PHDC	MoEn>
Enhance the digital skills and capabilities of employees within PHDC to adapt to the evolving technological landscape.	Accra			√		-	67.68	-	-	√		PHDC	MoEn>
Strengthen ties with Investment Promotion Agencies (IPAs) to attract and retain investors	Accra			√		-	58.01	-	-	√		PHDC, GIPC	MoEn>

2026 ACTION PLAN													
Projects	Location	Time Frame				Cost (GHSMillion)				Project Status		Implementing Instituion/ Department	
		Q I	Q 2	Q 3	Q 4	GoG	IGF	DP	Other	New	Ongoing	Lead	Collaborating
		Enhance collaboration with private sector players to create a more conducive environment for investment by leveraging the expertise and resources of the private sector.	Accra			√		-	48.40	-	-		√
Exchange industry data, research and technical expertise to drive innovation and enhance skills	Accra		√	√	√	-	12.10	-	-		√	PHDC, NITA	MoEn>
Advocate for the formulation of government policies to align with the interests and objectives of the petroleum and petrochemical hub	Accra	√	√	√	√	-	8.71	-	-	√		PHDC	MoEn>
Identify and attract potential third-party service providers (ancillary infrastructure and utilities) to expand the hub's service offerings	Accra	√	√	√	√	-	28.35	-	-	√		PHDC	MoEn>
Create ready-to-share collaterals with detailed value propositions for investors to enhance the hub's appeal to potential investors	Accra, Jomoro		√			-	7.96	-	-		√	PHDC	MoEn>

2026 ACTION PLAN													
Projects	Location	Time Frame				Cost (GHSMillion)				Project Status		Implementing Instituion/ Department	
		Q I	Q 2	Q 3	Q 4	GoG	IGF	DP	Other	New	Ongoing	Lead	Collaborating
Develop regular content to keep investors informed and engaged with the hub	Accra	√				-	19.36	-	-		√	PHDC	MoEn>
Develop an annual calendar for events and roadshows	Accra	√	√	√	√	-	67.97	-	-		√	PHDC	MoEn>
Increase PHDC's brand awareness to position PHDC as a premier destination for petroleum and petrochemical investments.	Accra	√	√	√	√	-	167.14	-	-		√	PHDC	MoEn>
Provide support services such as market assistance and feasibility studies to investors	Accra				√	-	52.32	-	-	√		PHDC, GIPC	MoEn>
Gather feedback and recommendations from investors	Jomoro	√	√	√	√	-	16.02	-	-	√		PHDC	MoEn>
Maximize local content policy to upskill indigenes	Jomoro				√	-	52.21	-	-		√	PHDC	MoEn>
Land compensation & servicing the enclave	Accra, Jomoro				√	-		-	-	√		PHDC	MoEn>
Manage Resources in Line with UN SDGs	Accra, Jomoro	√				-	7.87	-	-	√		PHDC	MoEn>
Develop a decarbonization strategy to align the hub with transition to low carbon economy	Accra	√				-	32.03	-	-	√		PHDC	MoEn>
Objective: Increase access to LPG nationwide													

2026 ACTION PLAN													
Projects	Location	Time Frame				Cost (GHSMillion)				Project Status		Implementing Instituion/ Department	
		Q I	Q 2	Q 3	Q 4	GoG	IGF	DP	Other	New	Ongoing	Lead	Collaborating
		Programme: Petroleum Downstream											
<ul style="list-style-type: none"> • Procurement of new machinery and machinery parts. • Installation of new machinery • Completion of all outstanding works (including markings and demarcations) 	Spintex factory	√	√	√	√				96.8		√	GCMC	-
Review existing Human capital management policies	Spintex and Afienya-Dawhenya Industrial Enclave	√	√	√	√		0.075				√	GCMC	-
<ul style="list-style-type: none"> • Engage Board for reviewed organogram. • Partner with Technical and Research Institutions to aim at driving innovations and improving product quality 	Afienya-Dawhenya Industrial Enclave	√	√	√	√		0.1				√	GCMC	-
<ul style="list-style-type: none"> • HSSE training for all members of staff • Continuous availabilities of PPEs • Engaging public of the safe use of LPG cylinders, using outlets like adult education, church women ministry, 	-	√	√	√	√		0.15				√	GCMC	-

2026 ACTION PLAN													
Projects	Location	Time Frame				Cost (GHSMillion)				Project Status		Implementing Instituion/ Department	
		Q I	Q 2	Q 3	Q 4	GoG	IGF	DP	Other	New	Ongoing	Lead	Collaborating
		schools, among others • Creation of an emergency care unit											
Objective: Expand installed renewable capacity (non-large-hydro) by 2030													
Programme:Renewable Energy													
Develop 35 minigrids, deploy solar home systems, deploy smart net-meters	All Regions	√	√	√	√	193.60	-	-	834.90		√	MoEn>/SREP PIU	Energy Commission Ministry of Finance, VRA, ECG, NEDCo.
Develop mini-grids for 150 island communities within the Afram Plains North and South communities	Afram Plains North and South Districts	√	√	√	√	-	-	-	1,210.00		√	MoEn>, RE DIRECTORATE/ SREP PIU	UNOPS
All-in-one solar street lighting project	All Regions	√	√	√	√	200.00	-	-	-		√	MoEn>	Ministry of Finance, MMDAs
Solar lantern distribution project	All Regions	√	√	√	√	50.00	-	-	-			MoEn>	Ministry of Finance, MMDAs
European Commission Energy Parks Project	Savannah Region	√	√	√	√	-	-	-	70.95		√	MoEn>	Arhus University, Forestry Commission, PAPADEV,

2026 ACTION PLAN													
Projects	Location	Time Frame				Cost (GHSMillion)				Project Status		Implementing Instituion/ Department	
		Q I	Q 2	Q 3	Q 4	GoG	IGF	DP	Other	New	Ongoing	Lead	Collaborating
													AGT, MASH MAKES, DTI
Water-Energy-Food Nexus Project	Greater Accra Region	√	√	√	√	-	-	-	60.50		√	MoEn>	KOAMI, KIAT, EC, MoF, GIDA, ECG
Ghana Goes Solar Project	All Regions	√	√	√	√	-	-	-	454.08		√	MoEn>	KfW, MoF
Establish the public facility sustainable energy action plan (PFSEAP) secretariat and mobilise 181 million dollars, complete NEESAP and RE Authority framework	All Regions	√	√	√	√	-	-	-	177.38		√	MoEn>, GIZ	EC, ECG, NEDCo, GRIDCo
Better Planet ICS and Mercuria Project	All Regions	√	√	√	√	-	-	-	2,420.00	√		MoEn>/ /ICS PIU	Better planet ltd of India, EC, MCEs, MPs
Complete distribution of 182,000 LPG Stoves and Accessories (Clean Cooking Component (PforR))	All Regions	√	√	√	√	-	-	-	205.70		√	MoEn>	EC, NPA, WB,
Develop 5 year National Energy Transition (NET) strategic document	All Regions	√	√	√	√	-	-	-	-		√	MoEn>	All Sector Agencies
Objectives: Ensure maximum education of the publics about the benefits associated with nuclear power. Develop and promote the supply of biofuels such as biogas and bioethanol for households and commercial use by the end of 2029.													
Programme: Alternative Energy													

2026 ACTION PLAN													
Projects	Location	Time Frame				Cost (GHSMillion)				Project Status		Implementing Instituion/ Department	
		Q I	Q 2	Q 3	Q 4	GoG	IGF	DP	Other	New	Ongoing	Lead	Collaborating
Diversify the baseload electricity with clean nuclear power technology	-	√	√	√	√	145.20	-	-	-		√	Nuclear Power Ghana Ltd, MoEn>	Ghana Atomic Energy Commission, Nuclear Regulatory Authority, Volta River Authority, Bui Power Authority
Objectives:													
Ensure maximum education of the public about the benefits associated with nuclear power by the end of 2029													
Programme: Alternative Energy													
Strengthen Cooperation with IAEA through TC projects and peer review	-	√	√	√	√	60.50					√	NPG	GAEC, MoEn>
Leverage bilateral and Multilateral partners for knowledge transfer, capacity building and technical assistance	-	√	√	√	√	121.00					√	NPG	-
Strengthen cooperation and participate in global nuclear safety-related matters with advanced nuclear States	-	√	√	√	√	121.00					√	NPG	MoEn>
Develop Project Risk Management Strategy	-			√		0.20				√		NPG	-
Develop Project Concept Note	-				√	0.05				√		NPG	-

2026 ACTION PLAN													
Projects	Location	Time Frame				Cost (GHSMillion)				Project Status		Implementing Instituion/ Department	
		Q I	Q 2	Q 3	Q 4	GoG	IGF	DP	Other	New	Ongoing	Lead	Collaborating
		Develop Project Charter Document	-		√			0.05				√	
Develop project management tool to monitor project activities	-	√				0.10					√	NPG	-
Improve Management System to promote a strong safety culture	-	√	√	√	√	0.10					√	NPG	-
Implement programmes for the Management of Sensitive Information, and for Promotion of a Nuclear Security Culture and Trustworthiness of Personnel	-	√	√	√	√	0.10					√	NPG	-
Review and Implementation of various Management System policies, strategies and processes	-	√	√	√	√	0.10					√	NPG	-
Set up Data and content Management System	-	√	√	√	√	0.30				√		NPG	-
Develop and implement HR policies, strategies and procedures	-	√	√	√	√	0.05					√	NPG	-
Build Capacity for pre-project activities	-	√	√	√	√	0.30					√	NPG	-
Develop & implement Org Structure with staffing requirements needed in phase 2,3 and beyond	-	√	√	√	√	0.05					√	NPG	-
Develop a Strategic Communication Policy & Plan	-	√	√	√	√	0.06					√	NPG	-

2026 ACTION PLAN													
Projects	Location	Time Frame				Cost (GHSMillion)				Project Status		Implementing Instituion/ Department	
		Q I	Q 2	Q 3	Q 4	GoG	IGF	DP	Other	New	Ongoing	Lead	Collaborating
Develop a Community Engagement & Schools Education Implementation Plan	-	√	√	√	√	0.06					√	NPG	-
Develop a Stakeholders' Management Plan	-	√	√	√	√	0.08					√	NPG	-
Establish formal relationships with media institutions	-	√	√	√	√	0.05					√	NPG	-
Organise Media Workshops at regional and other levels	-	√	√	√	√	0.30					√	NPG	-
Facilitate scientific visits to nuclear facilities for the media	-	√	√	√	√	0.03					√	NPG	-
Plan and organise media facility visits	-	√	√	√	√	0.10					√	NPG	-
Equip the media with resources to enhance reportage	-	√	√	√	√	0.10					√	NPG	-
Engage with identified media influencers / other personalities	-	√	√	√	√	0.10					√	NPG	-
Monitor the media for published news on nuclear power technology	-	√	√	√	√	0.03					√	NPG	-
Participate in conferences and exhibitions to educate and sustain support	-	√	√	√	√	0.10					√	NPG	-

2026 ACTION PLAN													
Projects	Location	Time Frame				Cost (GHSMillion)				Project Status		Implementing Instituion/ Department	
		Q I	Q 2	Q 3	Q 4	GoG	IGF	DP	Other	New	Ongoing	Lead	Collaborating
Engage government institutions agencies, and political parties	-	√	√	√	√	0.05					√	NPG	-
Engage shareholding and allied institutions	-	√	√	√	√	0.03					√	NPG	-
Engage universities / technical institutions	-	√	√	√	√	0.10					√	NPG	-
Engage regulatory bodies	-	√	√	√	√	0.05					√	NPG	-
Engagement with non-governmental organisations and professional bodies	-	√	√	√	√	0.10					√	NPG	-
Engage traditional councils, community chiefs, elders, and opinion leaders	-	√	√	√	√	0.20					√	NPG	-
Engage community members and site communities and sustain LWC	-	√	√	√	√	0.20					√	NPG	-
Organise schools' education programmes	-	√	√	√	√	0.20					√	NPG	-
Organise public hearings and town hall meetings	-	√	√	√	√	0.20					√	NPG	-
Engage community-based institutions and groups	-	√	√	√	√	0.20					√	NPG	-
Provide sponsorship support activities to the community and schools	-	√	√	√	√	0.20					√	NPG	-
Organise call-in sessions during radio and other live discussions/ programmes	-	√	√	√	√	0.02					√	NPG	-

2026 ACTION PLAN													
Projects	Location	Time Frame				Cost (GHSMillion)				Project Status		Implementing Instituion/ Department	
		Q I	Q 2	Q 3	Q 4	GoG	IGF	DP	Other	New	Ongoing	Lead	Collaborating
Commission publications in the media	-	√	√	√	√	0.05					√	NPG	-
Collaborate with appropriate institutions to introduce foundational courses in Nuclear Science and Technology.	-	√	√	√	√	0.08					√	NPG	-
Organise information teasers through identified live programmes	-	√	√	√	√	0.05					√	NPG	-
Plan and organise Tertiary debates and dialogue	-	√	√	√	√	0.10					√	NPG	-
Conduct a community involvement and acceptance survey (Post engagements perspective)	-	√	√	√	√	0.85					√	NPG	-
Conduct a media information and understanding survey	-	√	√	√	√	0.70					√	NPG	-
Regularly collate implementation submitted reports.	-	√	√	√	√	0.05					√	NPG	-
Public Information Centre	-	√	√	√	√	1.10				√		NPG	-
Develop Site Characterisation Plan	-			√	√	7.26				√		NPG	NPI
Develop EIA Plan	-			√	√	4.84				√		NPG	-
Site Approval	-	√	√	√	√	12.10					√	NPG	NRA
Develop Acquisition Plan	-	√				0.02				√		NPG	-
Develop Site Plan	-				√	0.88				√		Lands Commission	NPG

2026 ACTION PLAN													
Projects	Location	Time Frame				Cost (GHSMillion)				Project Status		Implementing Instituion/ Department	
		Q I	Q 2	Q 3	Q 4	GoG	IGF	DP	Other	New	Ongoing	Lead	Collaborating
		Engage Regional Coordinating Council	-				√	0.42					√
Land Valuation	-				√	0.06				√		Land Commission	NPG
Community Engagement	-				√	0.42					√	NPG	NPI
Resettlement process	-				√	2.42				√		Land Commission	NPG
Procurement of Equipment and Installation	-				√	7.26					√	GMeT	NPG
Site Infrastructures for Development	-				√	0.48				√		NPG	-
Cost Analysis for Development	-				√	0.12				√		NPG	-
Grid Impact Study	-				√	19.36				√		GRIDCo	NPG
Economic Study	-				√	3.63				√		GRIDCo	NPG
Nuclear Technology Description Report	-			√		1.21					√	NPG	-
Engage with potential financiers (e.g., government funds, export credit agencies, international banks) and negotiate funding mechanisms	-	√	√	√	√	3.63				√		MoEn>	NPG
Secure commitment with vendor for project financing commitment	-	√	√	√	√	3.63					√	MoEn>	NPG
Develop nuclear fuel cycle policy and strategy	-				√	0.20				√		NPI	NPG

2026 ACTION PLAN														
Projects	Location	Time Frame				Cost (GHSMillion)				Project Status		Implementing Instituion/ Department		
		Q I	Q 2	Q 3	Q 4	GoG	IGF	DP	Other	New	Ongoing	Lead	Collaborating	
Develop a national participation strategy with clear goals and objectives for industry involvement	-				√	0.10					√		NPG	NPI
Create a localisation plan to integrate local industries into construction and operation.	-				√	0.25					√		NPG	NPI
Waste Management Policy and Strategy	-				√	0.10					√		NPI	NPG
Decommissioning Plan	-				√	0.10					√		NPI	NPG
Non-Proliferation Awareness Document	-			√	√	0.05					√		NPG	-
Trustworthiness Programme	-			√	√	0.05					√		NPG	-
Objectives:														
Develop regulatory frameworks for the promotion and efficient utilisation of bioenergy resources by the end of 2029														
Programme: Power Sector Regulation														
Licensing and implementation of projects to promote the electricity markets	Head Office		√	√		-	0.24	-	-	-	√		EC	-
Facilitation of the Implementation of the Performance Improvement Plan (PIP) - (Monitoring, Inspection and Enforcement of Regulations in the	Head Office & other operational areas	√		√		-	0.19	-	-	-	√		EC	ECG, NEDCo, EPC, and GRIDCo

2026 ACTION PLAN													
Projects	Location	Time Frame				Cost (GHSMillion)				Project Status		Implementing Instituion/ Department	
		Q I	Q 2	Q 3	Q 4	GoG	IGF	DP	Other	New	Ongoing	Lead	Collaborating
Electricity Distribution Sector)													
Development of standards of performance regulations for the electricity retail industry in Ghana	Head Office		√	√	√	-	0.17	-	-	√	-	EC	MoEN>, PURC
Certification of Electrical Wiring Practitioners	Head Office	√	√	√	√	-	-	-	6.12	-	√	EC	-
Inspection and enforcement of electrical wiring standards on facilities wired by practitioners	Head Office & other operational areas	√	√	√	√	-	1.59	-	-	-	√	EC	-
Training of certified electrical wiring practitioners	4 exams centres	√	√	√	√	-	0.02	-	-		√	EC	-
Establishment of 2 practical training and examination centres in Accra and Kumasi	Accra & Kumasi	√	√	√	√	-	0.50	-	-		√	EC	-
Promotion on use of licensed/certified electrical wiring practitioners	Nationwide	√	√	√	√	-	0.50	-	-	√		EC	-
Promotion of the use of approved electrical wiring cables and electrical wiring accessories	Nationwide	√	√	√	√	-	0.50	-	-	√		EC	-
Update of Certified Electrician Database, Exam Registration Portal	Head Office	√	√	√	√	-	0.05	-	-	-	√	EC	-

2026 ACTION PLAN													
Projects	Location	Time Frame				Cost (GHSMillion)				Project Status		Implementing Instituion/ Department	
		Q I	Q 2	Q 3	Q 4	GoG	IGF	DP	Other	New	Ongoing	Lead	Collaborating
		Update of Certified Electrician Search engine and the Installation Completion Certification Mobile Application platform	Head Office	√	√	√	√	-	0.05	-	-	-	√
Baseline Study on electrical wiring standards and impact assessment of the enforcement of the wiring regulations	Head Office	√	√	√	√	-	0.29	-	-	√	-	EC	-
Inspection and enforcement of electrical wiring standards in facilities with EV Charging Units/stations	Head Office & other operational areas	√	√	√	√	-	0.12	-	-	√	-	EC	-
Awareness creation on the revised Electrical Wiring Standards and Regulations	Nationwide	√	√	√	√	-	0.25	-	-	√	-	EC	-
Inspection and enforcement on minimum technical specification of electrical wiring cables and accessories on the Market	Head Office & other operational areas	√	√	√	√	-	0.37	-	1.57	√	-	EC	AFD
Awareness creation on the implementation and enforcement of the electrical wiring regulation – Ghana	Nationwide	√	√	√	√	-	0.37	-	-	-	√	EC	-

2026 ACTION PLAN													
Projects	Location	Time Frame				Cost (GHSMillion)				Project Status		Implementing Instituion/ Department	
		Q I	Q 2	Q 3	Q 4	GoG	IGF	DP	Other	New	Ongoing	Lead	Collaborating
		Police, Fire Service, GRA-Customs Div. etc											
Certification of the Inspection and enforcement team of the Electrical Wiring Section to strengthen technical competence and regulatory impact in conducting inspection and testing duties	Head Office	√	√	√	√	-	0.12	-	-			EC	-
Development of Natural Gas Market Regulations	Head Office	√	√	√		-	0.16	-	-		√	EC	AG Department, MoEN & GT
Review of the Licence Application Manual for service providers in the Natural Gas Supply Industry	Head Office	√	√			-	0.95	-	-		√	EC	Licensees in the NG industry
Inspections and Enforcement of Prescribed standards of Performance in the Natural Gas Industry	Head Office & other operational areas	√	√	√	√	-	0.21	-	-		√	EC	Licensees in the NG industry
Baseline Survey on Industrial Gas Demand and Infrastructure development in Western, Central and Ashanti Regions of Ghana	Western, Central and Ashanti Regions	√	√			-	0.22	-	-		√	EC	Industries, Manufacturing companies

2026 ACTION PLAN													
Projects	Location	Time Frame				Cost (GHSMillion)				Project Status		Implementing Instituion/ Department	
		Q I	Q 2	Q 3	Q 4	GoG	IGF	DP	Other	New	Ongoing	Lead	Collaborating
		Continuity of Supply and voltage quality inspections	Head Office	√	√	√	√	-	0.07	-	-		√
Distribution Transformer load monitoring during coincidence and non-coincident peak	Operational Areas	√	√	√	√	-	0.05	-	-		√	EC	ECG, NEDCo
Quarterly reports and operational reports verification and validation	Head Office	√	√	√	√	-	0.02	-	-		√	EC	ECG, NEDCo, GRIDCo
Network improvement and expansion activities and updates of SLD	Operational Areas	√	√	√	√	-	0.03	-	-		√	EC	ECG, NEDCo, GRIDCo
Inspection of primary and installation of power quality analysers on problematic feeders	Operational Areas	√	√	√	√	-	0.07	-	-		√	EC	ECG, NEDCo, GRIDCo
Inspection of secondary substations, feeder pillars and interconnecting circuits	Operational Areas	√	√	√	√	-	0.09	-	-		√	EC	ECG, NEDCo
Carry out audits of outage data by comparing the data with fault ledgers and real time data on distribution networks	Head Office	√	√	√	√	-	0.07	-	-		√	EC	ECG, NEDCo
Reactive and follow-up inspections	Operational Areas		√	√		-	0.03	-	-		√	EC	ECG, NEDCo, GRIDCo, IPPs
Inspections of negative sequence and load imbalance	Operational Areas	√	√	√		-	0.04	-	-		√	EC	ECG, NEDCo

2026 ACTION PLAN													
Projects	Location	Time Frame				Cost (GHSMillion)				Project Status		Implementing Instituion/ Department	
		Q 1	Q 2	Q 3	Q 4	GoG	IGF	DP	Other	New	Ongoing	Lead	Collaborating
		Check SAIDI/SAIFI for Metro, Urban and Rural customers	Head Office	√	√	√		-	0.02	-	-		√
Carry out audits on Energy Meters	Operational Areas		√	√		-	0.45	-	-		-	EC	ECG, NEDCo, GRIDCo
Audit maintenance schedules and check Mean Time to Repair (MTTR)	Head Office	√				-	0.03	-	-	√	-	EC	ECG, NEDCo, GRIDCo
Examination of forced outages, unplanned maintenance and repairs, availability, thermal efficiency, emission and acoustic test reports	Head Office	√	√			-	0.12	-	-	-	√	EC	GRIDCo, IPPs
Technical training on ASME/PTC test codes certification for at least four staff	Head Office		√			-	0.30	-	-	√	-	EC	-
Procurement of Power quality analysers (20) Laptops (4) E (10 sets) Infra-red cameras (4) 40 alligator clips 1000A current flex clamps 3 step ladders (2) 1 TB SSD storage hard disk drives Maintenance of test equipment (18)	Head Office	√				-	2.00	-	-	√	-	EC	-

2026 ACTION PLAN													
Projects	Location	Time Frame				Cost (GHSMillion)				Project Status		Implementing Instituion/ Department	
		Q I	Q 2	Q 3	Q 4	GoG	IGF	DP	Other	New	Ongoing	Lead	Collaborating
Update of Ghana Energy Database	Head Office	√	√			-	1.13	-	-		√	EC	-
Appliance Ownership and Energy Use Survey of the Economy	Head Office	√	√			-	0.05	-	-		√	EC	-
Update the Integrated Power Sector Master Plan (IPSMP)	Head Office	√	√	√	√	-	0.60	-	10.53		√	EC	-
Annual Energy Outlook	Head Office	√	√			-	0.06	-	-		√	EC	-
Operationalisation of the Electricity Market Oversight Panel	Head Office	√	√	√	√	-	4.90	-	-		√	EC	-
Market Monitoring and Publication of Market Information	Head Office	√	√	√	√	-	1.50	-	-		√	EC	-
Update of Ghana's Inventory and Mitigation Report for the Energy Sector	Head Office	√	√	√		-	0.10	-	-	-	√	EC	EPA
Annual Electricity Supply Plan	Head Office	√			√	-	0.06	-	-	-	√	EC	-
Woodfuel Assessment survey	Nationwide	√	√	√	√	-	4.00	-	-	√	-	EC	-
Off-Grid Electricity Plan	Volta and Oti	√	√	√	√	-	0.20	-	-	-	-	EC	-
Update of the ESRP Model	Head Office	√	√	√	√	-	0.20	-	-	√	-	EC	ESRP secretariat

2026 ACTION PLAN													
Projects	Location	Time Frame				Cost (GHSMillion)				Project Status		Implementing Instituion/ Department	
		Q I	Q 2	Q 3	Q 4	GoG	IGF	DP	Other	New	Ongoing	Lead	Collaborating
		Nationwide	√	√	√	√	-	2.20	-	-	-	-	-
Development of a 5-year Monitoring and Evaluation Plan for EC	Head Office	√	√	√	√	-	0.04	-	-	√	-	EC	-
Compilation & Publication of 2025 Annual Report	Head Office	√	√	√	√	-	0.02	-	-	√	-	EC	-
Evaluation of EC Projects	Head Office	√	√	√	√	-	0.15	-	-	√	-	EC	-
Annual Renewable Energy Fair	Accra	√	√	√		-	2.00	-	1.00		√	EC	MoEN>, Private sector, Academia
EC Senior High Schools RE challenge	Nationwide	√	√	√	√	-	2.50	-	0.50		√	EC	MoEN>, GES
Development of Regulations for woodfuel and Biogas	Nationwide	√	√	√	√	-	0.70	-	-		√	EC	-
Development of Regulations for Biofuel	Nationwide	√	√	√	√	-	0.30	-	-		√	EC	-
Sustainable Energy for All (SEforALL) Initiative	Nationwide	√	√	√	√	-	1.50	-	-		√	EC	-
National Clean Cooking Strategy and Investment Prospectus Roadshow and Behavioural Change Campaigns	Nationwide	√	√	√	√	-		-	423.50		√	EC	-
Monitoring of Renewable Energy Installations	Nationwide	√	√	√	√	-	0.10	-	-		√	EC	-

2026 ACTION PLAN													
Projects	Location	Time Frame				Cost (GHSMillion)				Project Status		Implementing Instituion/ Department	
		Q I	Q 2	Q 3	Q 4	GoG	IGF	DP	Other	New	Ongoing	Lead	Collaborating
Implementation of Net-metering Scheme	Nationwide	√	√	√	√	-	0.30	-			√	EC, PURC	ECG, NEDCo
Technical Assistance Facility (TAF) to implement Sustainable Use of Natural Resources and Energy Finance Programme (SUNREF)	Nationwide	√	√	√	√	-		-	-		√	EC	Cal Bank, AFD
KfW Green Credit Facility	Nationwide	√	√	√	√	-		-	7.15		√	EC	DP, MoF, BoG
Licensing, Inspection and Enforcement of Renewable Energy Service Providers	Nationwide	√	√	√	√	-	0.30	-	-		√	EC	Service providers
Development of a Competitive Procurement Scheme to Increase Renewable Energy	Nationwide	√	√	√	√	-		-	2.42		√	EC	PURC, ECG, NEDCo
Development of Regulations on Renewable Energy Certificate	Nationwide	√	√	√	√	-		-	12.10		√	EC	EPA, MoEN>, MEST
Update of Certified Appliances Database, Registry, and Application	Head Office	√	√	√	√	-	0.05	-	-		√	EC	-
Development of Standards and Regulations for Electric Vehicle Charging Infrastructure	Head Office	√	√	√	√	-	0.40	-	-		√	EC	-

2026 ACTION PLAN													
Projects	Location	Time Frame				Cost (GHSMillion)				Project Status		Implementing Instituion/ Department	
		Q I	Q 2	Q 3	Q 4	GoG	IGF	DP	Other	New	Ongoing	Lead	Collaborating
EV Awareness Creation and Industry Stakeholder Meetings	Head Office	√	√	√	√	-	0.50	-	-		√	EC	-
Inspection and Enforcement of Energy Efficiency Regulations through port inspection and market surveillance	Head Office	√	√	√	√	-	0.40	-	-		√	EC	-
Energy Efficiency Training and Promotion for Consumers	Head Office	√	√	√	√	-	0.50	-	-		√	EC	-
Training of Customs Officials on the new Energy Efficiency Regulations and Ozone-Depleting Substances (ODS)	Head Office	√	√	√	√	-	1.00	-	-		√	EC	CCAC/UNDP/ EPA
Stakeholder Engagement on the new Energy Efficiency Regulations	Head Office	√	√	√	√	-	0.30	-	-		√	EC	-
Increasing the scale and impact of RAC discount programmes	Head Office	√	√	√	√	-	1.00	-	-	√	-	EC	UNEP/UNDP/ EPA
Improve Energy Efficiency in the Industrial sector through energy assessment and auditing, technology upgrade, maintenance and training	Head Office	√	√	√	√	-	0.30	-	-	√	-	EC	AGI

2026 ACTION PLAN													
Projects	Location	Time Frame				Cost (GHSMillion)				Project Status		Implementing Instituion/ Department	
		Q I	Q 2	Q 3	Q 4	GoG	IGF	DP	Other	New	Ongoing	Lead	Collaborating
		Training of Government agencies on Green Public Procurement of cooling appliances and regulated appliances by developing a Green Public Procurement guideline	Head Office	√	√	√	√	-	0.40	-	-	-	√
Building Energy Efficiency Training for MMDAs, Building professional groups and key stakeholders in the built environment	Head Office	√	√	√	√	-	0.40	-	-	-	√	EC	UNEP, OHLGS, LUSPA, MMDA
Implementation of Energy Performance Certification (EPC) Regulations for Residential, Public & Commercial Buildings	Head Office	√	√	√	√	-	0.30	-	-	√	-	EC	-
Certification of Energy Audit Professionals (Sustainable Energy Services Centers, SESC's)	Head Office	√	√	√	√	-	0.15	-	-	-	√	EC	-
Monitoring of Installed Capacitor Banks for Power Factor Improvement and Energy Audit in Public and Private Institutions	Head Office	√	√	√	√	-	0.15	-	-	-	√	EC	-

2026 ACTION PLAN													
Projects	Location	Time Frame				Cost (GHSMillion)				Project Status		Implementing Instituion/ Department	
		Q I	Q 2	Q 3	Q 4	GoG	IGF	DP	Other	New	Ongoing	Lead	Collaborating
Development of Database and Mobile Application for EV Charging Stations	Head Office	√	√	√	√	-	0.10	-	-		√	EC	-
Environmental Compliance Monitoring of Electricity Power Plant Facilities	Head Office	√	√	√	√	-	0.15	-	-		√	EC	EPA
Objectives: Develop regulations to promote and govern the bioenergy (biofuel, biogas and biomass) industry to enhance pricing mechanism by the end of 2029													
Establish a certification regime for trained renewable energy technicians and engineers by the end of 2029													
Programme: Petroleum Sector Regulation													
Enforcement of the Upstream Sector Policy and Legislation		√	√	√	√	-	-	-	-		√	MoEn>	PC, GNPC, EPA, GRA
Create an enabling environment to attract investment in the downstream industry	Nationwide	√	√	√	√		1.00		-		√	NPA	MoEn & GT, GIPC, EC
Make relevant information available to potential investors and partners (with GIPC)	NPA (HQ & Online)	√	√	√	√		1.80	-	-		√	NPA	MoEn>, GIPC, PETHUB
Review infrastructure gaps and propose to Ministry of Energy	Nationwide	√	√	√	√			-	-		√	NPA	MoEn>
Downstream Industry Energy Transition Sustainable Growth	NPA	√	√	√	√			-	-		√	NPA	MoEn & GT

2026 ACTION PLAN													
Projects	Location	Time Frame				Cost (GHSMillion)				Project Status		Implementing Instituion/ Department	
		Q I	Q 2	Q 3	Q 4	GoG	IGF	DP	Other	New	Ongoing	Lead	Collaborating
		Provide required technical and logistical assistance to the MoEnGT	NPA & MoEnGT	√	√	√	√		0.09	-	-		√
Develop frameworks for Promotion and attracting investments into sustainable downstream green transition projects	NPA HQ	√	√	√	√			-	-	√		NPA	MoEn>, EC
Improve transportation, storage & distribution efficiency incl. route optimisation & demurrage reduction	Nationwide depots & corridors	√	√	√	√			-	40.00		√	NPA	COMAC; BOST; TOU; GNTDU
Market surveillance & lab testing scale-up; anti-adulteration prosecutions	Nationwide	√	√	√	√		22.00	-	-		√	NPA	GSA; PSPs
Risk-based inspections; incident investigation; decommission unauthorized facilities; safety culture uplift	Nationwide	√	√	√	√		20.00	-	-		√	NPA	PSPs
Ensure facilities constructed/operated/decommissioned per law (permits, ESMP)	Nationwide	√	√	√	√		12.00	-	-	√		NPA	MMDAs; EPA; GSA
UPPF zonalization to enable safe & efficient distribution	Nationwide	√	√	√	√		500.00	-	-		√	NPA	CBOD; OMCs; BOST; GNTDU

2026 ACTION PLAN													
Projects	Location	Time Frame				Cost (GHSMillion)				Project Status		Implementing Instituion/ Department	
		Q 1	Q 2	Q 3	Q 4	GoG	IGF	DP	Other	New	Ongoing	Lead	Collaborating
		Deploy ERDMS, Electronic Cargo Tracking (ECT), and Automatic Tank Gauging (ATGs) for NFMS integration	Nationwide depots & outlets	√	√	√	√		4000.00	-	-		√
Develop frameworks to attract investments into sustainable downstream projects	Nationwide	√	√	√	√			-	-	√		NPA	MoEn & GT; EC
Regulate CNG activities (guidelines, ops manual, training, enforcement)	Nationwide	√	√	√	√		5.00	-	-	√		NPA	MoEn & GT
Promotion of Biofuels (policy, pilots, standards, market uptake)	Nationwide	√	√	√	√		40.00	-	-	√		NPA	EC; GSA; PSPs
Promotion of CNG & LNG (market development & safety)	Nationwide	√	√	√	√		40.00	-	-	√		NPA	GNGC; PSPs
Promotion of Sustainable Aviation Fuel (SAF)	Airports & jet fuel supply chain	√	√	√	√		10.00	-	-	√		NPA	GCAA; Airlines; BOST
Promotion of EV charging points at retail outlets (standards & licensing)	Selected retail outlets	√	√	√	√		4.00	-	-	√		NPA	EC; MMDAs; PSPs
Support expansion of national refining capacity	Nationwide	√	√	√	√		8.00	-	-	√		NPA	MoEn & GT; TOR; Private

2026 ACTION PLAN													
Projects	Location	Time Frame				Cost (GHSMillion)				Project Status		Implementing Instituion/ Department	
		Q I	Q 2	Q 3	Q 4	GoG	IGF	DP	Other	New	Ongoing	Lead	Collaborating
(regulatory enablers & sequencing)													
Increase access to LPG (new safe LPG retail points in underserved districts)	Underserved districts	√	√	√	√		10.00	-	-		√	NPA	MMDAs; PSPs
Implement Cylinder Recirculation Model (CRM) year-1 rollout	Priority corridors	√	√	√	√		25.00	-	-		√	NPA	MoEn & GT; GCMC; LPGMCs
Consumer education, awareness & protection (with GSA)	Nationwide	√	√	√	√		8.00	-	-		√	NPA	GSA; ISD
Public & stakeholder engagement on safety (separate from general stakeholder engagement)	Nationwide	√	√	√	√		4.00	-	-		√	NPA	NADMO; GNFS
Deepen stakeholder engagement; promote transparency & accountability	Nationwide	√	√	√	√		12.00	-	-		√	NPA	MoEn & GT; COMAC; CBOD; PSPs
Sponsorships/financial support for supervisory institutions (MoEn>, Parliament, MDAs)	Accra & Regions	√	√	√	√		20.00	-	-		√	NPA	MoEn & GT; Parliament; MDAs
Enforce Ghanaian Content & Participation regulations	Nationwide	√	√	√	√		12.00	-	-	√		NPA	MoEn & GT
HR capacity development (sector-wide)	Nationwide	√	√	√	√		4.00	-	-	√		NPA	CTVET; EC; PSPs

2026 ACTION PLAN													
Projects	Location	Time Frame				Cost (GHSMillion)				Project Status		Implementing Instituion/ Department	
		Q I	Q 2	Q 3	Q 4	GoG	IGF	DP	Other	New	Ongoing	Lead	Collaborating
		In-country fabrication promotion	Industrial clusters	√	√	√	√		8.00	-	-	√	
SME capacity development (supplier development clinics)	Nationwide	√	√	√	√		8.00	-	-	√		NPA	AGI; NBSSI/SME Agency
Promotion of women in leadership & decision-making	Sector institutions	√	√	√	√		10.00	-	-	√		NPA	MoEn & GT; MDAs
Establish/strengthen focal unit for PWD inclusion	NPA HQ & Regions	√	√	√	√		5.00	-	-	√		NPA	PWD Secretariat; MDAs
Develop & implement gender/PWD policies across licensing & inspections	Nationwide	√	√	√	√		2.00	-	-	√		NPA	MMDAs; PSPs
CSR: Education & sensitisation support	Selected communities	√	√	√	√			-	-		√	NPA	MMDAs; NGOs
CSR: Health & infrastructure support	Selected communities	√	√	√	√			-	-		√	NPA	GHS; MMDAs
CSR: Sports & industry cooperation	Nationwide	√	√	√	√			-	-	√		NPA	NSA; Industry Associations
Stakeholder engagement & sensitisation for 24-hour operations	Nationwide	√	√	√	√		20.00	-	-	√		NPA	MoEn & GT; MoELR; Unions
Infrastructure expansion for 24-hour operations (lighting, safety, systems)	Priority corridors & outlets	√	√	√	√		50.00	-	-	√		NPA	PSPs; MMDAs; GSA

2026 ACTION PLAN													
Projects	Location	Time Frame				Cost (GHSMillion)				Project Status		Implementing Instituion/ Department	
		Q I	Q 2	Q 3	Q 4	GoG	IGF	DP	Other	New	Ongoing	Lead	Collaborating
		Job creation initiatives linked to 24-hour operations	Nationwide	√	√	√	√		10.00	-	-	√	
Joint research with Energy Commission on Auto-Gas demand studies & data collection	NPA/EC	√	√	√	√		0.08	-	-	√		NPA & EC	EC
Refurbish and re-distribute all recalled cylinders.	GCMC	√	√	√	√				2.00		√	MoEnGT	NPA, GCMC
Routine and random inspection and monitoring	Pilot LPGMC Outlets	√	√	√	√				2.00		√	NPA	MoEn>
Engagement of LPGMCs and other players along the value chain	NPA/AOMC	√	√	√	√				1.00		√	NPA	MoEn>
Behavioural Change Strategy and Public Awareness strategy	NPA	√	√	√	√		1.80				√	MoEnGT	MoEn>
Facilitate approval of mandate to regulate midstream gas activities.	NPA	√	√	√	√				2.00		√	MoEnGT	NPA
Commence Guidelines and operational manual. Regulate CNG Activities	NPA	√	√	√	√		5.00	-	-		√	NPA	MoEn>
Enforcement of Ghanaian content and Ghanaian participation Regulations	NPA	√	√	√	√		3.00	-	-		√	NPA	MoEn>
Constitute a committee to set up a Centre of Excellence for	NPA	√	√	√	√		0.06	-	-		√	NPA	MoEn>

2026 ACTION PLAN													
Projects	Location	Time Frame				Cost (GHSMillion)				Project Status		Implementing Instituion/ Department	
		Q I	Q 2	Q 3	Q 4	GoG	IGF	DP	Other	New	Ongoing	Lead	Collaborating
		the industry Develop and run appropriate programmes and workshops.											
Deepen Inspections and monitoring regime. Investigate and record all industry incidents. Decommissioning of unauthorized facilities Improve safety culture of industry players	Nationwide	√	√	√	√		8.00	-	-		√	NPA	PSPs
Inspections and monitoring of relevant PSPs Investigate and record all industry incidents.	Premises of PSPs	√	√	√	√		4.00	-	-		√	NPA	GNGC
Develop a plan to address the needs identified. Periodic publication to stakeholders.	Nationwide	√	√	√	√		3.00	-	-		√	NPA	MoEn>
Deepen stakeholder engagement, promote transparency and accountability	Nationwide	√	√	√	√		5.00	-	-		√	NPA	MoEn, COMAC, CBOD, PSPs
Conduct joint research with Energy Commission on demand studies and data collection on Auto Gas	NPA/EC	√	√	√	√		0.08	-	-		√	NPA	EC

2026 ACTION PLAN														
Projects	Location	Time Frame				Cost (GHSMillion)				Project Status		Implementing Instituion/ Department		
		Q I	Q 2	Q 3	Q 4	GoG	IGF	DP	Other	New	Ongoing	Lead	Collaborating	
Stakeholder engagement & sensitisation for 24-hour operations	Nationwide	√	√	√	√		2.00	-	-		√		NPA	MoEn>, 24H+ Sec.
Infrastructure expansion for 24-hour operations (lighting, safety, systems)	Priority corridors & outlets	√	√	√	√		10.00	-	-		√		NPA	MoEn>, 24H+ Sec.
Job creation initiatives linked to 24-hour operations	Nationwide	√	√	√	√		2.00	-	-		√		NPA	MoEn>, 24H+ Sec.
Joint research with Energy Commission on Auto-Gas demand studies & data collection	NPA/EC	√	√	√	√		0.08	-	-		√		NPA	EC
Objectives: Acquire sufficient data covering sedimentary basins with little or no data in the count														
Programme: Petroleum Sector Regulation														
Manage the National Data Repository	Petroleum Commission Head Office, Accra	√	√	√	√		5.00	-	-		√		PC	MoEn&T, GNPC
Undertake community engagements to improve social harmony in host communities	Petroleum Commission Head Office, Accra	√	√	√	√		0.38	-	-		√		PC	MoEn&T, GNPC
Undertake inspections and audits of petroleum activities.	Petroleum Commission Head	√	√	√	√		1.00	-	-		√		PC	MoEn&T, GNPC

2026 ACTION PLAN													
Projects	Location	Time Frame				Cost (GHSMillion)				Project Status		Implementing Instituion/ Department	
		Q I	Q 2	Q 3	Q 4	GoG	IGF	DP	Other	New	Ongoing	Lead	Collaborating
	Office, Accra												
Monitor and ensure accurate measurement of petroleum produced	Petroleum Commission Head Office, Accra	√	√	√	√		0.40	-	-		√	PC	MoEn&T, GNPC
Identify policy gaps in the upstream petroleum sector and make recommendations to the Minister.	Petroleum Commission Head Office, Accra	√	√	√	√		0.35	-	-		√	PC	MoEn&T, GNPC
Issue annually, a public report on petroleum resources and activities in Ghana.	Petroleum Commission Head Office, Accra	√	√	√	√		0.08	-	-		√	PC	MoEn&T, GNPC
Analyse petroleum economic information and submit economic forecasts on petroleum to the Minister.	Petroleum Commission Head Office, Accra	√	√	√	√		0.05	-	-		√	PC	MoEn&T, GNPC
Promote the utilisation of local goods, materials, and services.	Petroleum Commission Head Office, Accra	√	√	√	√		0.91	-	-		√	PC	MoEn&T, GNPC

2026 ACTION PLAN													
Projects	Location	Time Frame				Cost (GHSMillion)				Project Status		Implementing Instituion/ Department	
		Q I	Q 2	Q 3	Q 4	GoG	IGF	DP	Other	New	Ongoing	Lead	Collaborating
Facilitate the employment of women in the upstream petroleum industry.	Petroleum Commission Head Office, Accra	√	√	√	√		0.09	-	-		√	PC	MoEn>, GNPC
Promote planned, well executed, sustainable and cost-efficient petroleum activities to achieve optimal levels of resource	Petroleum Commission Head Office, Accra	√	√	√	√		1.00	-	-		√	PC	MoEn>, GNPC
Ensure efficient use of gas infrastructure	Petroleum Commission Head Office, Accra	√	√	√	√		0.50	-	-		√	PC	MoEn>, GNPC
Develop a just and equitable upstream oil and gas transition plan	Petroleum Commission Head Office, Accra	√	√	√	√		0.45	-	-		√	PC	MoEn>, GNPC
Objectives: Ensure that petroleum activities are conducted in an environmentally sustainable manner.													
Programme: Health, Safety, Security and Environment													
Implementation of the HSSE Manual	Nationwide	√	√	√	√	0.00080			-		√	MoEn>	Energy Sector Regulators
Monitoring of the National Climate change SMART Energy Action Plan	Nationwide		√		√	0.00240			-		√	MoEn>	Energy Sector Agencies

2026 ACTION PLAN													
Projects	Location	Time Frame				Cost (GHSMillion)				Project Status		Implementing Instituion/ Department	
		Q I	Q 2	Q 3	Q 4	GoG	IGF	DP	Other	New	Ongoing	Lead	Collaborating
Implementation of the Health Safety and Environment Management System For Ministry of Energy	Nationwide	√	√	√	√	0.120 00		-	-		√	MoEn>	Ghana National Fire Service
Monitoring the State of HSE in the Energy Sector	Nationwide	√	√	√	√	0.000 80		-	-		√	MoEn>	Energy Sector Regulators
Objective: To achieve equality by integrating gender and disability concerns and perspectives in the energy sector by 2029													
Programme: Gender Mainstreaming and persons with disability promotion													
Women in Enterprise Support Program (WESP)		√	√	√	√	-	-	-	-			GNPC Foundation	
Women employed in Management positions	NPA	√	√	√	√			-	-		√	NPA	MoEn>
Objectives: Ensure adequate development and production infrastructure for upstream operations													
Programme: Energy Sector Innovation Research and Development													
Establish a centre of excellence - Technology and Research Centre (TARC)	Spintex	√	√	√	√	-	-		-		√	GNPC	
Develop Phase 1 Fluids Laboratory	Spintex	√	√	√	√	-	-	-	-		√	GNPC	Strategic technology Provider
Objectives: Improve inclusive and equitable access to, and participation in education at all levels in impacted communities													
To accelerate the provision of adequate, safe and affordable water within the resettlement communities													

2026 ACTION PLAN													
Projects	Location	Time Frame				Cost (GHSMillion)				Project Status		Implementing Instituion/ Department	
		Q I	Q 2	Q 3	Q 4	GoG	IGF	DP	Other	Ne w	Ongoi ng	Lead	Collaborating
		Improve the environmental sanitation conditions in the communities											
Programme: Social Development													
Construction of 6-Unit Teachers Quarters	Fesi- Volta Region	√	√	√	√	1.2				√		VRA/RTF	VRA, MoEn & GT
Construction of 2No W.C Toilet with Mechanised Borehole	Amankwak rom – Eastern Region	√	√	√	√	0.9				√		VRA/RTF	VRA, MoEn & GT
Construction Clinic (CHIPS Compound)	Kpandai – Northern Region	√	√	√	√	0.9				√		VRA/RTF	VRA, MoEn & GT
Construction of 6-Unit Nurses' Quarters	Nkonya Wurupong – Oti Region	√	√	√	√	1.2				√		VRA/RTF	VRA, MoEn & GT
Supply of furniture	Schools in the Townships	√	√	√	√	1.5				√		VRA/RTF	VRA, MoEn & GT
Rehabilitation of 2No. 6-Unit classroom block	Makango – Savannah Region	√	√	√	√	0.9				√		VRA/RTF	VRA, MoEn & GT
Construction of Teachers' Quarters	Yapei – Savannah Region	√	√	√	√	1.25				√		VRA/RTF	VRA, MoEn & GT
Electricity expansion to include newly developed areas	Adonkwant a Krachi East	√	√	√	√	-				√		VRA/RTF	VRA, MoEn & GT

2026 ACTION PLAN													
Projects	Location	Time Frame				Cost (GHSMillion)				Project Status		Implementing Instituion/ Department	
		Q I	Q 2	Q 3	Q 4	GoG	IGF	DP	Other	New	Ongoing	Lead	Collaborating
Reshaping and gravelling of feeder road	Adonkwanta Krachi East	√	√	√	√	-				√		VRA/RTF	VRA, MoEn & GT
Rehabilitation of Access Roads	Asukawka	√	√	√	√	-				√		VRA/RTF	VRA, MoEn & GT
Provide support to SMEs	Asukawka w Krachi East	√	√	√	√	-				√		VRA/RTF	VRA, MoEn & GT
Provide input and equipment support to farmers	Tokuroano	√	√	√	√	-				√		VRA/RTF	VRA, MoEn & GT
Provision of solar panel and irrigation scheme support all year round farming	Nkonya Wurupong	√	√	√	√	-				√		VRA/RTF	VRA, MoEn & GT
Construction of police station	Tsohor Duyeye	√	√	√	√	-				√		VRA/RTF	VRA, MoEn & GT
Registration of VRA Resettlement lands	11 Communities	√	√	√	√	-				√		VRA/RTF	VRA, MoEn & GT
Project support services	All communities	√	√	√	√	-				√		VRA/RTF	VRA, MoEn & GT
TOTAL						4,024.00	52,522.44	4,666.93	32,849.80				

Table 15: 2027 Annual Action Plan

Projects	Location	Time Frame				Cost (Million)				Project Status		Implementing Instituion/ Department	
		Q I	Q 2	Q 3	Q 4	GoG	IGF	DP	Other	New	Ongoing	Lead	Collaborating
Objective: Reduce transmission losses to or below the regulatory benchmark of 4.1%													
Increase transmission capacity by 30% and reduce congestion-related outages by 40% by 2029													
Programme : Power Generation and Transmission													
132mw Repowering Project	T3 Anwomaso	√	√	√	√	-	-	-	12,090.00		√	VRA	MoEn>
Wind Power (WPP1) Project 1		√	√	√	√	-	-	-	1,367.30		√	VRA	MoEn>
Utility Scale Solar Auction Project	Loagri (North East)	√	√	√	√	-	-	1,632.15			√	VRA	MoEn>/GRI DCo
Bongo Solar Power Project	Bongo	√	√	√	√	-	-	-	726.00		√	VRA	MoEn>
30 Mw Akuse Floating Solar Project	Akuse	√	√	√	√	-	-	-	90.50		√	VRA	MoEn>
16.5mw Pwalugu Solar Project (Phase I-II)	Pwalugu	√	√	√	√	-	-	-	290.40		√	VRA	MoEn>
		√	√	√	√	-	-	-	1,016.40		√	VRA	MoEn>
Zebilla Solar PV	Zebila	√	√	√	√	-	-	-	242.00	√		VRA	MoEn>
Sawla Solar PV	SAWLA	√	√	√	√	-	-	-	1,294.70	√		VRA	MoEn>
Akosombo Gs Floating Solar (Phase I & II)	Akosombo	√	√	√	√	-	-	-	302.50			VRA	MoEn>
		√	√	√	√	-	-	-	3,630.00			VRA	MoEn>
Loagri, Solar Pv (Phase I & II)		√	√	√	√	-	-	-	1,089.00	√		VRA	MoEn>

Projects	Location	Time Frame				Cost (Million)				Project Status		Implementing Instituion/ Department	
		Q I	Q 2	Q 3	Q 4	GoG	IGF	DP	Other	New	Ongoing	Lead	Collaborating
	Loagri (North East)	√	√	√	√	-	-	-	1,210.00	√		VRA	MoEn>
Hybrid Solar Wind Project (AMOMA)		√	√	√	√	-	-	-	3,630.00	√		VRA	MoEn>
Wenchi Solar PV		√	√	√	√	-	-	-	665.50	√		VRA	MoEn>
400/330 kV Ghana - Cote D'ivoire Interconnection Project	Ghana/ Dunkwaw	√	√	√	√	-	-	1,027.65	-	√		GRIDco	MoEn>
KFW – 330kV Accra – Kumasi transmission line	Accra-Kumasi	√	√	√	√	-	-	1,571.70	-	√		GRIDco	MoEn>
2nd Circuit 330 kV Awodua – Dunkwa – Kumasi Line	Awodua – Dunkwa	√	√	√	√	-	-	-	605.00	√		GRIDCo	MoEn>
50 MVAR SVC at Nayagnia Substation	Nayagnia	√	√	√	√	-	-	-	181.50	√		GRIDCo	MoEn>
330/225 kV Prestea II Interconnection Substation	Prestea	√	√	√	√	-	-	-	881.36	√		GRIDCo	MoEn>
400/330kV Ghana -Cote d'Ivoire reinforcement project	Ghana - Cote d'Ivoire	√	√	√	√	-	-	-	-	√		GRIDCo	WAPP
Continuous public education on hazards with living close to transmission facility	All GRIDCo Right of Way (ROW)	√	√	√	√	-	-	-	-	√		GRIDCo	Information Service
Objective: 30% reduction in the cost of electricity by 2029													
Programme: Power Generation and Transmission													

Projects	Location	Time Frame				Cost (Million)				Project Status		Implementing Instituion/ Department	
		Q I	Q 2	Q 3	Q 4	GoG	IGF	DP	Other	New	Ongoing	Lead	Collaborating
404MW operating and maintenance	BGS, Bui	√	√	√	√	-	0.35	-	-		√	BPA	MoEn>
170MWp Solar operating and maintenance	BGS, Bui	√	√	√	√	-	27.83	-	-		√	BPA	MoEn>
30MWp Floating Solar (Operation and Maintenance)	BGS, Bui	√	√	√	√	-	11.62	-	-		√	BPA	MoEn>
50MW largescale Battery Energy Storage System (BESS) operating and maintenance	BGS, Bui	√	√	√	√	-	18.15	-	-	√		BPA	MoEn>
120kW Tsatsadu operating and maintenance	Tsatsadu, VR	√	√	√	√	-	0.19	-	-		√	BPA	MoEn>
50MWp Solar operating and maintenance	Yendi	√	√	√	√	-	8.17	-	-		√	BPA	MoEn>
250MWp phase 1 of 500MWp Solar PV	Yendi	√	√	√	√	-	726.00	-	-		√	BPA	MoEn>
200MW large-scale Battery Energy Storage System (BESS)	BGS, Bui	√	√	√	√	-	544.50	-	-		√	BPA	MoEn>
Development of 60MW Mini Hydro plant (Run-off the river)	BGS, Bui	√	√	√	√	-	-	-	-		√	BPA	MoEn>

Projects	Location	Time Frame				Cost (Million)				Project Status		Implementing Instituion/ Department	
		Q I	Q 2	Q 3	Q 4	GoG	IGF	DP	Other	New	Ongoing	Lead	Collaborating
Development of 4MW Mini Hydro plant (Run-off the river)	Wli	√	√	√	√		-	-	-		√	BPA	MoEn>
Objective: To provide reliable electricity access to 500 rural and island households by December 2029													
Programme : Power Distribution													
Self-Help Electrification Programme (SHEP) across the country	Nationwide	√	√	√	√	188.95	-	-	-		√	MoEn>	ECG,NEDCo
SHEP 4 Turnkey Electrification in 5 Regions (CWE) Phase II	Ashanti, Eastern, Western, Volta and Central Regions	√	√	√	√	145.2	-	-	-		√	MoEn>, CWE	ECG,NEDCo,MoF
Turnkey Electrification Project in the 5 Northern Regions by seven contractors	Turnkey Electrification Project in the 5 Northern Regions by seven contractors	√	√	√	√	300	-	-	-	√		MoEn>, Seven contractors(Multi Lead, New Modern World Com., Novus Logistics Ltd, Resource Access Ltd, Savana, Asuboa Wood Treatment & KGL Tech.)	NEDCo, MoF

Projects	Location	Time Frame				Cost (Million)				Project Status		Implementing Instituion/ Department	
		Q I	Q 2	Q 3	Q 4	GoG	IGF	DP	Other	New	Ongoing	Lead	Collaborating
TROPICAL - Local Turnkey Electrification Project – Phase II.	Upper West, Northern and Savannah Regions	√	√	√	√	-	-	121	-	√		MoEn>,T CCL	VRA, NEDCo , MoF
SHEP 4 Turnkey Electrification project by M/S Eco International Limited	Eastern Region	√	√	√	√	20	-	-	-	√		MoEn>,MoF, Eco International	VRA, NEDCo ,
SHEP 4 Turnkey Electrification project by Thengashep Pty (Gh) Limited	Upper East Region	√	√	√	√	-	-	60.5	-	√		MoEn>,MoF, Thengashep	VRA, NEDCo , MoF
Supply of poles and stay block	Nationwide	√	√	√	√	11.3	-	-	-	√		Power Directorate	Supplier
Supply of Cables and Conductors	Nationwide	√	√	√	√	239	-	-	-	√		Power Directorate	Supplier
Supply of Energy Meters	Nationwide	√	√	√	√	203.8	-	-	-	√		Power Directorate	Supplier
Objective: Increase the electricity revenue collection efficiency of distribution companies by 20% by December 2029													
Programme: Power Distribution													
Reduce technical and commercial losses to improve operational efficiency	NEDCo Areas	√	√	√	√	-	201.55	-	-	-	-	NEDCo	MoEn>
Improve revenue collection and financial sustainability	NEDCo Areas	√	√	√	√	-	106.88	-	-	-	-	NEDCo	MoEn>
Objective: To provide reliable electricity access to rural and island households by December 2029.													

Projects	Location	Time Frame				Cost (Million)				Project Status		Implementing Instituion/ Department	
		Q I	Q 2	Q 3	Q 4	GoG	IGF	DP	Other	New	Ongoing	Lead	Collaborating
Programme: Power Distribution													
Extend electricity access to underserved communities	NEDCo Areas	√	√	√	√	-	126.83	185.57	-		√	NEDCo	MoEn>
Modernize aging infrastructure to enhance reliability and safety	NEDCo Areas	√	√	√	√	-	32.1	68.36	-	√		NEDCo	MoEn>
Improve customer satisfaction and service responsiveness	NEDCo Areas	√	√	√	√	-	29.16	-	-	√		NEDCo	MoEn>
Strengthen institutional governance and human capital development	NEDCo Areas	√	√	√	√	-	43.97	7.3	-	√		NEDCo	MoEn>
Enhance climate resilience of energy infrastructure	NEDCo Areas	√	√	√	√	-	1.86	-	-	√		NEDCo	MoEn>
Integrate renewable energy sources into the distribution mix	NEDCo Areas	√	√	√	√	-	1.03	-	-	√		NEDCo	MoEn>
Objective: Address the gaps and overlaps, strengthen and enforce the legal, regulatory and fiscal frameworks.													
Programme: Petroleum Upstream													
License qualified entities to explore and produce petroleum.	Accra	√	√	√	√	0.20	-	-	-	√		MoEn>	PC, GNPC, OAGMoJ, MoF, GRA, BoG
Facilitate the implementation and monitoring of petroleum operations	Accra	√	√	√	√	-	-	-	-	√		MoEn>	PC, GNPC, E&P Companies,
Interpretation of 4D Seismic data set	Jubilee Field-	√	√	√	√	-	-	-	-	√		Tullow	Partners

Projects	Location	Time Frame				Cost (Million)				Project Status		Implementing Instituion/ Department	
		Q I	Q 2	Q 3	Q 4	GoG	IGF	DP	Other	New	Ongoing	Lead	Collaborating
	Offshore Western Region												
Interpretation of 4D Seismic dataset	TEN Field-Offshore Western Region	√	√	√	√	-	-	-	-		√	Tullow	Partners
Interpretation of Ocean Bottom Node (OBN) data set	TEN Field-Offshore Western Region	√	√	√	√	329.12	-	-	-	√		TGL	-
Process and interpret 1,200 lkm. sq	Block1 - Offshore Western Region	√	√	√	√	-	-	-	-	√		GNPC	-
Voltain Basin Project - Analyse the alternate technologies (Satellite Imagery and Airborne Transient Pulse)	Onshore	√	√			26.62	-	-	-		√	GNPC	-
Voltain Basin Project - Drill one (1) well	Onshore	√	√	√	√	-	-	-	-	√		GNPC	-
Oil Production & Gas Export	Offshore Western Region - Jubilee & SGN	√	√	√	√		-	-	-			GNPC	-

Projects	Location	Time Frame				Cost (Million)				Project Status		Implementing Instituion/ Department	
		Q I	Q 2	Q 3	Q 4	GoG	IGF	DP	Other	New	Ongoing	Lead	Collaborating
	(OCTP) Fields												
Purchase the ~\$200 million TEN FPSO	Offshore Western Region	√	√	√	√	-	-	-	-		√	GNPC	-
Refinance the Tema LNG project	Tema	√	√	√	√	-	-	-	-		√	GNPC	-
Skilled Artisans Project		√	√	√	√	-	-	-	-		√	GNPC	-
Objectives: Ensure effective and efficient transportation, storage and distribution of petroleum and refined products to all parts of the country													
Programme : Petroleum Downstream													
Completion of Project Front End Engineering Design (FEED), begin Right of Way acquisition for pipeline and procurement of EPC contractor process	Pumpuni, Accra			√	√	-	-	-	1,210.00		√	BOST	-
Completion of Project Front End Engineering Design and procurment of EPC contractor 30,000MT of LPG tanks at Tema, Kumasi, Takoradi and Buipe	HQ, Accra				√	-	-	-	484.00		√	BOST	-
Begin procurement of pipelines and ROW for 220km Tema-Kumasi Pipeline	Tema-Kumasi				√	-	-	-	871.20	√		BOST	-
Develop policies to mainstream gender and persons with disabilities and promote competent women	HQ, Accra	√	√	√	√	-	3.03	-	-		√	BOST	-

Projects	Location	Time Frame				Cost (Million)				Project Status		Implementing Instituion/ Department	
		Q I	Q 2	Q 3	Q 4	GoG	IGF	DP	Other	New	Ongoing	Lead	Collaborating
into leadership positions within the company													
Provide funding to support research institutions in the downstream petroleum sector	HQ, Accra	√	√	√	√	-		-	-		√	BOST	-
Quarterly Monitoring & Evaluation of Projects	HQ, Accra	√	√	√	√	-	0.61	-	-		√	BOST	MoEn>, SIGA
Continuous maintenance of all facilities	All BOST depots	√	√	√	√		181.50	-	-		√	BOST	
To revamp the existing CDU capacity from 45,000bpsd to 60,000bpsd and to build a new 100,000BPSD with a hydrotreater Refinery Unit	TOR	√	√	√	√		1	-	99	√		TOR	MoEn>
Objectives: Increase access to LPG nationwide													
Objectives: Invest in gas pipelines to facilitate the distribution of natural gas throughout the country													
Programme: Petroleum Downstream													
To build twenty (20) additional storage tanks for white products and 7 new tanks for LPG, construct pipelines and to reinstate 17 Out-of-Service Storage Tank	TOR	√	√	√	√			-	37	√		TOR	MoEn>
To revamp and upgrade the existing loading gantries	TOR	√	√	√	√		0	-	3			TOR	MoEn>

Projects	Location	Time Frame				Cost (Million)				Project Status		Implementing Instituion/ Department	
		Q I	Q 2	Q 3	Q 4	GoG	IGF	DP	Other	New	Ongoing	Lead	Collaborating
To add natural gas as an alternative fuel for our boilers	TOR	√	√	√	√		3	-	0		√	TOR	MoEn>
Upgrading the existing Laboratory	TOR	√	√	√	√		0	-	3	√		TOR	MoEn>
To install and commission an Automatic tank gauging system	TOR	√	√	√	√		2	-		√		TOR	MoEn>
To install additional petrochemical units to the existing plant	TOR	√	√	√	√			-	88	√		TOR	MoEn>
To build a new automated loading gantry	TOR	√	√	√	√			-	3	√		TOR	MoEn>
To build an ultra-modern 200- bed hospital	TOR	√	√	√	√			-	38	√		TOR	MoEn>
Establish the public facility sustainable energy action plan (PFSEAP) secretariat and mobilise 181 million dollars, complete NEESAP and RE Authority framework	All Regions	√	√	√	√	-		-	177.38		√	MoEn>, GIZ	EC, ECG, NEDCo, GRIDCo
Better Planet ICS and Mercuria Project	All Regions	√	√	√	√	-		-	2,420.00	√		MoEn>/ ICS PIU	Better planet ltd of India,
Objective: Expand the total petroleum refinery capacity of the country													
Programme: Petroleum Downstream													
To revamp the existing CDU capacity from 45,000bpsd to 60,000bpsd and to build a	TOR	√	√	√	√	-	15.13	-	1,195	√		TOR	MoEn>,

Projects	Location	Time Frame				Cost (Million)				Project Status		Implementing Instituion/ Department	
		Q I	Q 2	Q 3	Q 4	GoG	IGF	DP	Other	New	Ongoing	Lead	Collaborating
new 100,000BPSD with a hydrotreater Refinery Unit													
To build twenty (20) additional storage tanks for white products and 7 new tanks for LPG, construct pipelines and to reinstate 17 Out-of-Service Storage Tank	TOR	√	√	√	√	-		-	449	√		TOR	MoEn>,
To revamp and upgrade the existing loading gantries	TOR	√	√	√	√	-	1.82	-	34	√		TOR	MoEn>,
To add natural gas as an alternative fuel for our boilers	TOR	√	√	√	√	-	30.25	-			√	TOR	MoEn>,
Upgrading the existing Laboratory	TOR	√	√	√	√	-		-	30	√		TOR	MoEn>,
To install and commission an Automatic tank gauging system	TOR	√	√	√	√	-	22.99	-		√		TOR	MoEn>,
To install additional petrochemical units to the existing plant	TOR	√	√	√	√	-		-	1,059	√		TOR	MoEn>,
To build a new automated loading gantry	TOR	√	√	√	√	-		-	30	√		TOR	MoEn>,
To build an ultra-modern 200- bed hospital	TOR	√	√	√	√	-		-	454	√		TOR	MoEn>,
Objectives: Invest in gas pipelines to facilitate the distribution of natural gas throughout the country													
Programme: Petroleum Downstream													

Projects	Location	Time Frame				Cost (Million)				Project Status		Implementing Instituion/ Department	
		Q I	Q 2	Q 3	Q 4	GoG	IGF	DP	Other	New	Ongoing	Lead	Collaborating
Construction of GPP Train 2 -Major Civil Works, Mechanical Installations	Atuabo	√	√	√	√	-	4,840.00	-	-	√		GNGLC	MOEGT, MOF, PPP Partners
Construction of 278 km Takoradi–Tema Pipeline - Procurement, civil works	Takoradi–Tema corridor	√	√	√	√	-	6,655.00	-	-	√		GNGLC	MOEGT, MOF
Construction of 12” Pipeline to Eshiem - Equipment Installation	Eshiem	√	√			-	145.20	-	-	√		GNGLC	MOEGT, MOF
Mainline Compressor T3-Procurement, Installation	TBC	√	√	√	√	-	1210	-	-		√	GNGLC	MOEGT, MOF
LPG Bottling Plant - Equipment Installation, Commissioning	Axim	√	√	√	√	-	302.50	-	-		√	GNGLC	NPA
Monetization of Pentanes - Equipment procurement and Installation	Atuabo	√	√	√		-	121.00	-	-		√	GNGLC	-
HIPPS Systems, Environmental assessments - Installation, monitoring systems	Multiple sites	√	√	√	√	-	60.50	-	-		√	GNGLC	EPA, MOEGT
Structuring PPPs, SPVs Financial structuring, investor engagement	Accra	√	√	√	√	-	-	-	-		√	GNGLC	EPA, MOEGT
Engagement with PURC- Analysis, modelling, regulatory submissions	Accra	√	√	√	√	-	-	-	-		√	GNGLC	PURC

Projects	Location	Time Frame				Cost (Million)				Project Status		Implementing Institution/ Department	
		Q 1	Q 2	Q 3	Q 4	GoG	IGF	DP	Other	New	Ongoing	Lead	Collaborating
Enhance recruitment process- Develop recruitment plan for persons with disabilities	Multiple sites	√	√	√	√		12.10	-	-		√	GNGLC	-
Research collaboration programme- Initiate adjunct lecturing	Multiple sites	√	√	√	√	-	12.10	-	-		√	GNGLC	-
Objective: Expand the total petroleum refinery capacity of the country													
Programme: Petroleum Downstream													
Invest in continuous employee training and development	Accra	√				-	1.62	-	-	√		PHDC	MoEn>
Establish a robust rewards and recognition strategy	Accra					-	34.22	-	-		√	PHDC	MoEn>
Foster a positive workplace culture	Accra, Jomoro	√				-	2.46	-	-	√		PHDC	MoEn>
Streamline policies and procedures within the organisation	Accra	√				-	0.12	-	-		√	PHDC	MoEn>
Conduct a comprehensive operational audit of PHDC's operations, processes, and systems to evaluate their effectiveness	Accra, Jomoro	√				-	0.31	-	-		√	PHDC	MoEn>
Embed risk awareness at every layer of the institution to ensure effective risk management and mitigation	Accra, Jomoro		√			-	0.69	-	-		√	PHDC	MoEn>

Projects	Location	Time Frame				Cost (Million)				Project Status		Implementing Instituion/ Department	
		Q I	Q 2	Q 3	Q 4	GoG	IGF	DP	Other	New	Ongoing	Lead	Collaborating
Develop stakeholder communication strategy	Accra		√			-	8.22	-	-		√	PHDC	MoEn>
Foster community empowerment and enhance stakeholder development	Accra, Jomoro	√	√	√	√	-	12.06	-	-		√	PHDC	MoEn>
Establish a robust cybersecurity framework and promote data privacy practices to safeguard sensitive information and protect the integrity and reputation of PHDC	Accra	√	√	√	√	-	2.12	-	-		√	PHDC, NITA	MoEn>
Enhance the digital skills and capabilities of employees within PHDC to adapt to the evolving technological landscape.	Accra, Jomoro			√		-	6.15	-	-	√		PHDC	MoEn>
Foster collaboration with regulatory bodies to ensure compliance and provide conducive environment for investment				√		-	2.54	-	-		√	PHDC, GIPC	MoEn>
Strengthen ties with Investment Promotion Agencies (IPAs) to attract and retain investors	Accra		√	√	√	-	5.18	-	-	√		PHDC	MoEn>
Enhance collaboration with private sector players to create a more conducive	Accra		√	√	√	-	4.32	-	-		√	PHDC, NITA	MoEn>

Projects	Location	Time Frame				Cost (Million)				Project Status		Implementing Instituion/ Department	
		Q I	Q 2	Q 3	Q 4	GoG	IGF	DP	Other	New	Ongoing	Lead	Collaborating
environment for investment by leveraging the expertise and resources of the private sector.													
Exchange industry data, research and technical expertise to drive innovation and enhance skills	Accra	√	√	√	√	-	1.08	-	-		√	PHDC	MoEn>
Advocate for the formulation of government policies to align with the interests and objectives of the petroleum and petrochemical hub	Accra		√			-	0.72	-	-	√		PHDC	MoEn>
Identify and attract potential third-party service providers (ancillary infrastructure and utilities) to expand the hub's service offerings	Accra	√				-	2.34	-	-	√		PHDC	MoEn>
Create ready-to-share collaterals with detailed value propositions for investors to enhance the hub's appeal to potential investors	Accra	√	√	√	√	-	0.72	-	-		√	PHDC	MoEn>
Develop regular content to keep investors informed and engaged with the hub	Accra, Jomoro				√	-	1.76	-	-		√	PHDC	MoEn>
Develop an annual calendar for events and roadshows	Accra	√	√	√	√	-	6.07	-	-		√	PHDC	MoEn>

Projects	Location	Time Frame				Cost (Million)				Project Status		Implementing Instituion/ Department	
		Q I	Q 2	Q 3	Q 4	GoG	IGF	DP	Other	New	Ongoing	Lead	Collaborating
Increase PHDC's brand awareness to position PHDC as a premier destination for petroleum and petrochemical investments.	Accra	√	√	√	√	-	14.92	-	-		√	PHDC, GIPC	MoEn>
Provide support services such as market assistance and feasibility studies to investors	Accra				√	-	4.67	-	-	√		PHDC	MoEn>
Gather feedback and recommendations from investors	Accra				√	-	1.43	-	-	√		PHDC	MoEn>
Maximize local content policy to upskill indigenes	Jomoro		√	√	√	-	4.66	-	-		√	PHDC	MoEn>
Land compensation & servicing the enclave	Jomoro	√				-	400.00	-	-	√		PHDC	MoEn>
Commissioning of new machinery	Spintex factory	√					1.20				√	GCMC	MoEn>
<ul style="list-style-type: none"> • Securing funding for the project. • Procurement of consultants • Construction of the factory • Installation of equipment 	Afiinya-Dawhenya Industrial Enclave				√		242				√	GCMC	MoEn>
• Implementation of revised Human Resource Manual.	Spintex and Afiinya-Dawhenya	√	√	√	√		0.075				√	GCMC	MoEn>

Projects	Location	Time Frame				Cost (Million)				Project Status		Implementing Instituion/ Department	
		Q I	Q 2	Q 3	Q 4	GoG	IGF	DP	Other	New	Ongoing	Lead	Collaborating
	Industrial Enclave												
<ul style="list-style-type: none"> Engage educational institutions in potential areas for research. Research into operational areas requiring improvement 	Afiyenya-Dawhenya Industrial Enclave	√	√	√	√		0.1				√	GCMC	MoEn>
Objective : All energy sector regulators should sensitize the public on impacts of energy sector activities on the environment and public health and safety by 2029													
Programme: Petroleum Downstream													
<ul style="list-style-type: none"> HSSE training for all members of staff Continuous availabilities of PPEs Engaging public of the safe use of LPG cylinders, using outlets like adult education, church women ministry, schools, among others Creation of an emergency care unit 	Spintex and Afiyenya-Dawhenya Industrial Enclave	√	√	√	√		0.15				√	GCMC	MoEn>
Objective: Expand installed renewable capacity (non-large-hydro) by 2030													
Programme: Renewable Energy													
Develop 35 minigrids, deploy solar home systems, deploy smart net-meters	All Regions	√	√	√	√	193.6	-	-	834.9		√	MoEn>/ SREP PIU	Energy Commission Ministry of

Projects	Location	Time Frame				Cost (Million)				Project Status		Implementing Instituion/ Department	
		Q I	Q 2	Q 3	Q 4	GoG	IGF	DP	Other	New	Ongoing	Lead	Collaborating
													Finance, VRA, ECG, NEDCo.
Develop mini-grids for 150 island communities within the Afram Plains North and South communities	Afram Plains North and South Districts	√	√	√	√	-	-	-	1,210.00		√	MoEn>, RE DIRECTORATE/ SREP PIU	UNOPS
All-in-one solar street lighting project	All Regions	√	√	√	√	200	-	-	-		√	MoEn>	Ministry of Finance, MMDAs
Solar lantern distribution project	All Regions	√	√	√	√	50	-	-	-		√	MoEn>	Ministry of Finance, MMDAs
European Commission Energy Parks Project	Savannah Region	√	√	√	√	-	-	-			√	MoEn>	Arhus University, Forestry Commission, PAPADEV, AGT, MASH MAKES, DTI
Water-Energy-Food Nexus Project	Greater Accra Region	√	√	√	√	-	-	-	-		√	MoEn>	KOAMI, KIAT, EC, MoF, GIDA, ECG
Ghana Goes Solar Project	All Regions	√	√	√	√	-	-	-	-		√	MoEn>	KfW, MoF
Establish the public facility sustainable energy action plan (PFSEAP) secretariat and mobilise 181 million dollars, complete NEESAP and RE Authority framework	All Regions	√	√	√	√	-	-	-	-		√	MoEn>, GIZ	EC, ECG, NEDCo, GRIDCo
Better Planet ICS and Mercuria Project	All Regions	√	√	√	√	-	-	-	-	√		MoEn>/ ICS PIU	Better planet ltd of India,

Projects	Location	Time Frame				Cost (Million)				Project Status		Implementing Institution/ Department	
		Q 1	Q 2	Q 3	Q 4	GoG	IGF	DP	Other	New	Ongoing	Lead	Collaborating
Objectives: Ensure maximum education of the publics about the benefits associated with nuclear power Develop and promote the supply of biofuels such as biogas and bioethanol for households and commercial use by the end of 2029													
Programme: Alternative Energy													
Strengthen Cooperation with IAEA through TC projects and peer review	-	√	√	√	√	60.5					√	NPG	-
Leverage bilateral and Multilateral partners for knowledge transfer, capacity building and technical assistance	-	√	√	√	√	121					√	NPG	-
Strengthen cooperation and participate in global nuclear safety-related matters with advanced nuclear States	-	√	√	√	√	121					√	NPG	-
Develop Procurement and Supply Chain Strategy	-	√	√			0.05				√		NPG	-
Develop project management tool to monitor project activities	-	√				0.2					√	NPG	-
Improve Management System to promote a strong safety culture	-	√	√	√	√	0.125					√	NPG	-
Implement programmes for the Management of Sensitive Information, and for Promotion of a Nuclear	-	√	√	√	√	0.125					√	NPG	-

Projects	Location	Time Frame				Cost (Million)				Project Status		Implementing Instituion/ Department	
		Q I	Q 2	Q 3	Q 4	GoG	IGF	DP	Other	New	Ongoing	Lead	Collaborating
Security Culture and Trustworthiness of Personnel													
Review and Implementation of various Management System policies, strategies and processes	-	√	√	√	√	0.05					√	NPG	-
Review and implement HR policies, strategies and procedures	-	√	√	√	√	0.05					√	NPG	-
Develop and implement SAT	-	√	√	√	√	0.1					√	NPG	-
Build Capacity for pre-project activities	-	√	√	√	√	0.5					√	NPG	-
Develop processes for Performance Management System	-	√	√	√	√	0.05					√	NPG	-
Establish formal relationships with media institutions.	-	√	√	√	√	0.05					√	NPG	-
Organise Media Workshops at regional and other levels	-	√	√		√	0.42					√	NPG	-
Facilitate scientific visits to nuclear facilities for the media.	-	√	√	√	√	0.03					√	NPG	-
Plan and organise media facility visits.	-	√	√	√	√	0.1					√	NPG	-
Equip the media with resources to enhance reportage.	-	√	√	√	√	0.1					√	NPG	-

Projects	Location	Time Frame				Cost (Million)				Project Status		Implementing Institution/ Department	
		Q 1	Q 2	Q 3	Q 4	GoG	IGF	DP	Other	New	Ongoing	Lead	Collaborating
Engage with identified media influencers / other personalities.	-	√	√	√	√	0.125					√	NPG	-
Monitor the media for published news on nuclear power technology.	-	√	√	√	√	0.025					√	NPG	-
Participate in conferences and exhibitions to educate and sustain support.	-	√	√	√	√	0.175					√	NPG	-
Engage government institutions agencies, and political parties.	-	√	√	√	√	0.05					√	NPG	-
Engage shareholding and allied institutions.	-	√	√	√	√	0.05					√	NPG	-
Engage universities / technical institutions.	-	√	√	√	√	0.15					√	NPG	-
Engage regulatory bodies	-	√	√	√	√	0.05					√	NPG	-
Engagement with non-governmental organisations and professional bodies	-	√	√	√	√	0.175					√	NPG	-
Engage traditional councils, community chiefs, elders, and opinion leaders.	-	√	√	√	√	0.25					√	NPG	-
Engage community members and site communities and sustain LWC	-	√	√	√	√	0.3					√	NPG	-
Organise schools' education programmes.	-	√	√	√	√	0.3					√	NPG	-

Projects	Location	Time Frame				Cost (Million)				Project Status		Implementing Institution/ Department	
		Q 1	Q 2	Q 3	Q 4	GoG	IGF	DP	Other	New	Ongoing	Lead	Collaborating
Organise public hearings and town hall meetings.	-	√	√	√	√	0.25					√	NPG	-
Engage community-based institutions and groups.	-	√	√	√	√	0.25					√	NPG	-
Provide sponsorship support activities to the community and schools.	-	√	√	√	√	0.25					√	NPG	-
Organise call-in sessions during radio and other live discussions/programmes	-	√	√	√	√	0.03					√	NPG	-
Commission publications in the media	-	√	√	√	√	0.06					√	NPG	-
Collaborate with appropriate institutions to introduce foundational courses in Nuclear Science and Technology.	-	√	√	√	√	0.11					√	NPG	-
Organise information teasers through identified live programmes	-	√	√	√	√	0.05					√	NPG	-
Plan and organise Tertiary debates and dialogue	-	√	√	√	√	0.15					√	NPG	-
Regularly collate implementation submitted reports.	-	√	√	√	√	0.05					√	NPG	-
Confirmation of Site Suitability	-				√	36.3				√		NPG	-

Projects	Location	Time Frame				Cost (Million)				Project Status		Implementing Instituion/ Department	
		Q I	Q 2	Q 3	Q 4	GoG	IGF	DP	Other	New	Ongoing	Lead	Collaborating
Evaluation of External Hazard	-				√	48.4				√		NPG	-
Develop Scoping Report	-		√	√		0.605				√		NPG	-
Data Collection	-			√	√	18.15					√	NPG	-
Conduct Impact Assessment	-				√	48.4				√		NPG	-
Community Engagement	-	√	√	√	√	0.605					√	NPG	-
Resettlement process	-			√	√	5.445				√		NPG	-
Data Collection	-			√	√	2.42					√	NPG	-
Emergency Preparedness & response Analysis	-				√	1.21				√		NPG	-
Identification and Assessment of Threats	-				√	3.63				√		NPG	-
Plan for physical protection systems and measures	-		√	√		1.21				√		NPG	-
Collection of Baseline Meteorological Data	-		√	√	√	3.63				√		GMeT	NPG
Development of plan for infrastructure Development	-			√	√	6.05				√		NPG	-
Grid Impact Study	-	√	√	√	√	0.847				√		GRIDCo	NPG
Economic Study	-	√	√	√	√	0.363				√		GRIDCo	NPG
Nuclear Security Design Specifications	-				√	3.025				√		NPG	-
Safeguards Specific Design Specifications	-				√	3.025				√		NPG	-
Radioactive Waste Specifications	-				√	3.025				√		NPG	-

Projects	Location	Time Frame				Cost (Million)				Project Status		Implementing Institution/ Department	
		Q 1	Q 2	Q 3	Q 4	GoG	IGF	DP	Other	New	Ongoing	Lead	Collaborating
Grid Specifications	-			√	√	3.025				√		GRIDCo	NPG
Engage with potential financiers (e.g., government funds, export credit agencies, international banks) and negotiate funding mechanisms	-	√	√	√	√	0.968					√	MoEn>	NPG
Analyse the macroeconomic implications of the nuclear project, including job creation and industrial development	-	√	√	√	√	0.0605					√	MoEn>	NPG
Sensitivity analysis for cost uncertainties	-	√	√	√	√	0.0605					√	NPG	-
Detailed financial plans, including cost estimates for construction, operation, decommissioning, and waste management	-	√	√	√	√	0.121				√		NPG	-
Secure commitment with the vendor for project financing commitment	-	√	√	√	√	3.63					√	MoEn>	NPG
Objectives: Develop regulatory frameworks for the promotion and efficient utilisation of bioenergy resources by the end of 2029													
Programme : Power Sector Regulation													
Licensing and implementation of projects to promote the electricity markets	Head Office		√	√		-	0.24	-	-	-	√	EC	-

Projects	Location	Time Frame				Cost (Million)				Project Status		Implementing Instituion/ Department	
		Q I	Q 2	Q 3	Q 4	GoG	IGF	DP	Other	New	Ongoing	Lead	Collaborating
Facilitation of the Implementation of the Performance Improvement Plan (PIP) - (Monitoring, Inspection and Enforcement of Regulations in the Electricity Distribution Sector)	Head Office & other Operational areas	√		√		-	0.19	-	-	-	√	EC	ECG, NEDCo, EPC, and GRIDCo
Implement a nationwide initiative to reduce technical and nontechnical system losses in distribution utilities (DUs)	Head Office	√	√	√	√	-	0.05	-	-	√	-	EC	NEDCo, ECG
Develop a centralized web-based platform for application, tracking, renewal, and amendment of licenses	Head Office	√	√	√	√	-	0.35	-	-	√	-	EC	-
Development of CNG/LNG Transportation Regulations	Head Office	√	√	√	√	-	0.79	-	-	√	-	EC	AG Department, MoEn>,
Inspections and Enforcement of Prescribed standards of	Head Office	√	√	√	√	-	0.95	-	-	√			Licensees in the NG industry
Performance in the Natural Gas Industry						-		-	-		√	-	-
Review of all Licence Texts	Head Office	√	√	√	√	-	0.31	-	-		√		Technical Committee
Development of Natural Gas Distribution Franchise Plan for Ashanti, Western and Central	Head Office	√	√	√	√	-	1.33	-	-	√		-	Licensees in the NG industry/ Industries manufacturing companies
Certification of Electrical Wiring Practitioners	Head Office	√	√	√	√	-		-	6.12	-	√	EC	-
Inspection and enforcement of electrical wiring standards on facilities wired by practitioners	Head Office & other Operational areas	√	√	√	√	-	1.59	-	-	-	√	EC	-
Centre of excellence for certifying electrical wiring inspectors	Head Office	√	√	√	√	-	0.60	-	-	√	-	EC	-

Projects	Location	Time Frame				Cost (Million)				Project Status		Implementing Instituion/ Department	
		Q I	Q 2	Q 3	Q 4	GoG	IGF	DP	Other	New	Ongoing	Lead	Collaborating
Training of certified electrical wiring practitioners	Head Office	√	√	√	√	-	0.02	-	-	-	√	EC	-
Promotion on use of licensed/certified electrical wiring practitioners	Nationwide	√	√	√	√	-	0.50	-	-	-	√	EC	-
Promotion of the use of approved electrical wiring cables and electrical wiring accessories	Nationwide	√	√	√	√	-	0.50	-	-	-	√	EC	-
Update of Certified Electrician Database, Exam Registration Portal	Head Office	√	√	√	√	-	0.05	-	-	-	√	EC	-
Update of Certified Electrician Search engine and the Installation	Head Office	√	√	√	√	-	0.05	-	-	-	√	EC	-
Baseline Study on electrical wiring standards and impact assessment of the enforcement of the wiring regulations	Head Office	√	√	√	√	-	0.29	-	-	√	-	EC	-
Inspection and enforcement of electrical wiring standards in facilities with EV Charging Units/stations	Head Office & other Operational areas	√	√	√	√	-	0.12	-	-	√	-	EC	-
Awareness creation on the revised Electrical Wiring Standards and Regulations	Nationwide	√	√	√	√	-	0.25	-	-	√	-	EC	-
Review of the Ghana Electrical Wiring Guidelines	Head Office	√	√	√	√	-	0.32	-	-	√	-	EC	-
Inspection and enforcement on minimum technical specification of electrical wiring cables and accessories on the Market	Operational areas	√	√	√	√	-	0.37	-	1.57	√	-	EC	AFD
Awareness creation on the implementation and enforcement of the electrical wiring regulation – Ghana Police, Fire Service, GRA-Customs Div. etc	Nationwide	√	√	√	√	-	0.37	-	-	-	-	EC	-

Projects	Location	Time Frame				Cost (Million)				Project Status		Implementing Instituion/ Department	
		Q I	Q 2	Q 3	Q 4	GoG	IGF	DP	Other	New	Ongoing	Lead	Collaborating
Certification of the Inspection and enforcement team of the Electrical Wiring Section to strengthen technical competence and regulatory impact in conducting inspection and testing duties.	Head Office	√	√	√	√	-	0.12	-	-	√	-	EC	-
Continuity of Supply and voltage quality inspections	Head Office	√	√	√	√	-	0.07	-	-	-	√	EC	ECG, NEDCo
Distribution Transformer load monitoring during coincidence and non-coincident peak	Operational Areas	√	√	√	√	-	0.05	-	-		√	EC	ECG, NEDCo
Quarterly reports and operational reports verification and validation	Head Office	√	√	√	√	-	0.02	-	-		√	EC	ECG, NEDCo, GRIDCo
Network improvement and expansion activities and updates of SLD	Head Office	√	√	√	√	-	0.03	-	-		√	EC	ECG, NEDCo, GRIDCo
Inspection of primary and installation of power quality analysers on problematic feeders	Operational Areas	√	√	√	√	-	0.07	-	-		√	EC	ECG, NEDCo, GRIDCo
Inspection of secondary substations, feeder pillars and interconnecting circuits	Operational Areas	√	√	√	√	-	0.09	-	-		√	EC	ECG, NEDCo
Carry out audits of outage data by comparing the data with fault ledgers and real time data on distribution networks	Operational Areas	√	√	√	√	-	0.07	-	-		√	EC	ECG, NEDCo
Reactive and follow-up inspections	Operational Areas		√	√		-	0.03	-	-		√	EC	ECG, NEDCo, GRIDCo, IPPs
Inspections of negative sequence and load imbalance	Operational Areas	√	√	√		-	0.04	-	-	-	√	EC	ECG, NEDCo
Check SAIDI/SAIFI for Metro, Urban and Rural customers	Head Office	√	√	√		-	0.02	-	-	-	√	EC	ECG, NEDCo, GRIDCo
Carry out audits on Energy Meters	Operational Areas		√	√		-	0.45	-	-	√	-	EC	ECG, NEDCo, GRIDCo

Projects	Location	Time Frame				Cost (Million)				Project Status		Implementing Instituion/ Department	
		Q I	Q 2	Q 3	Q 4	GoG	IGF	DP	Other	New	Ongoing	Lead	Collaborating
Audit maintenance schedules and check Mean Time to Repair (MTTR)	Head Office	√				-	0.03	-	-	√	-	EC	ECC, NEDCo, GRIDCo
Examination of forced outages, unplanned maintenance and repairs, availability, thermal efficiency, emission and acoustic test reports	Head Office	√	√			-	0.12	-	-	-	√	EC	GRIDCo, IPPs
Technical training on ASME/PTC test codes certification for at least four staff	Head Office		√			-	0.30	-	-	√	-	EC	-
Procurement of Power quality analysers (5) Laptops (2) PPE (10)	Head Office	√				-	1.80	-	-	√	-	EC	-
Update of Ghana Energy Database system	Head Office	√	√			-	0.45	-	-		√	EC	-
Update the Integrated Power Sector Master Plan (IPSP)	Head Office	√	√	√	√	-	0.63	-	-	-	√	EC	-
Annual Energy Outlook	Head Office	√	√			-	0.07	-	-	-	√	EC	-
Operationalisation of the Electricity Market Oversight Panel	Head Office	√	√	√	√	-	5.17	-	-	-	√	EC	-
Market Monitoring and Publication of Market Information	Head Office	√	√	√	√	-	1.60	-	-	-	√	EC	-
Update of Ghana's Inventory and Mitigation Report for the Energy Sector	Head Office	√	√	√		-	0.10	-	-	-	√	EC	EPA
Update of Energy Catalogue	Head Office	√	√	√	√	-	1.50	-	-	√	-	EC	-
Annual Electricity Supply Plan	Head Office	√			√	-	0.07	-	-	-	√	EC	-
Wood fuel Assessment survey	Nationwide	√	√			-	0.10	-	-	√	-	EC	-
Off – grid Electricity Plan	Upper East, Upper West and North East	√	√	√	√	-	0.20	-	-	√	-	EC	-
Update of the ESRP Model	Head Office	√	√	√	√	-	0.20	-	-	-	√	EC	ESRP secretariat

Projects	Location	Time Frame				Cost (Million)				Project Status		Implementing Instituion/ Department	
		Q I	Q 2	Q 3	Q 4	GoG	IGF	DP	Other	New	Ongoing	Lead	Collaborating
Compilation & Publication of 2026 Annual Report	Head Office	√	√	√	√	-	0.02	-	-	√	-	EC	-
Evaluation of EC Projects	Head Office	√	√	√	√	-	0.15	-	-	√	-	EC	-
Annual Renewable Energy Fair	Accra		√	√	√	-	2.00	-	1.00		√	EC	MoEN>, Private sector, Academia
EC Senior High Schools RE challenge	Nationwide	√	√	√	√	-	2.50	-	0.50		√	EC	MoEN>, GES
Energy Forum for Renewable Energy promotion	Nationwide	√	√	√	√	-	0.80	-	-		√	EC	-
Development of Regulations for Biofuel	Nationwide	√	√	√	√	-	0.30	-	-		√	EC	-
Promotion of Woodfuel and Biogas Regulations	Nationwide	√	√	√	√	-	0.10	-	-		√	EC	Associations
Development of Regulations on Renewable Energy Certificate	Nationwide	√	√	√	√	-	-	-	1.21		√	EC	EPA, MoE>, MEST
Sustainable Energy for All (SEforALL) Initiative	Nationwide	√	√	√	√	-	1.50	-	-		√	EC	-
National Clean Cooking Strategy and Investment Prospectus Roadshow and Behavioral Change Campaigns	Nationwide	√	√	√	√	-	-	-	4.24		√	EC	-
Monitoring of Renewable Energy Installations	Nationwide	√	√	√	√	-	0.10	-	-		√	EC	-
Implementation of Net-metering Scheme	Nationwide	√	√	√	√	-	0.30	-	-		√	EC, PURC	ECG, NEDCo
Technical Assistance Facility (TAF) to implement Sustainable Use of Natural Resources and Energy Finance Programme (SUNREF)	Nationwide	√	√	√	√	-	-	-	11.35		√	EC	Cal Bank, AFD
KfW Green Credit Facility	Nationwide	√	√	√	√	-	-	-	7.10		√	EC	DP, MoF, BoG

Projects	Location	Time Frame				Cost (Million)				Project Status		Implementing Instituion/ Department	
		Q I	Q 2	Q 3	Q 4	GoG	IGF	DP	Other	New	Ongoing	Lead	Collaborating
Licensing, Inspection and Enforcement of Renewable Energy Service Providers	Nationwide	√	√	√	√	-	0.30	-	-		√	EC	Service providers
Development of a Competitive Procurement Scheme to Increase Renewable Energy	Nationwide	√	√	√	√	-		-	2.84		√	EC	PURC, ECG, NEDCo
Update of Certified Appliances Database, Registry, and Application	Head Office	√	√	√	√	-	0.05	-	-		√	EC	-
Development of Standards and Regulations for Electric Vehicle Charging Infrastructure	Head Office	√	√	√	√	-	0.40	-	-		√	EC	-
EV Awareness Creation and Industry Stakeholder Meetings	Head Office	√	√	√	√	-	0.50	-	-		√	EC	-
Inspection and Enforcement of Energy Efficiency Regulations through port inspection and market surveillance	Head Office	√	√	√	√	-	0.40	-	-		√	EC	-
Energy Efficiency Training and Promotion for Consumers	Head Office	√	√	√	√	-	0.50	-	-		√	EC	-
Training of Customs Officials on the new Energy Efficiency Regulations and Ozone-Depleting Substances (ODS)	Head Office	√	√			-		-	0.10		√	EC	CCAC/UNDP/ EPA
Stakeholder Engagement on the new Energy Efficiency Regulations	Head Office	√	√	√	√	-	0.30	-	-	-	√	EC	-
Increasing the scale and impact of RAC discount programmes	Head Office	√	√			-		-	0.20	-	√	EC	UNEP/UNDP/ EPA
Improve Energy Efficiency in the Industrial sector through energy assessment and auditing, technology upgrade, maintenance and training	Head Office	√	√	√	√	-	0.30	-	-	√	-	EC	AGI
Training of Government agencies on Green Public Procurement of cooling appliances and other regulated appliances	Head Office	√	√	√	√	-	0.40	-	-	-	√	EC	Public Procurement Authority

Projects	Location	Time Frame				Cost (Million)				Project Status		Implementing Instituion/ Department	
		Q I	Q 2	Q 3	Q 4	GoG	IGF	DP	Other	New	Ongoing	Lead	Collaborating
Implementation of Energy Efficiency in building design and construction, Training of practitioners and key stakeholders in the built-environment	Head Office	√	√	√	√	-	0.40	-	-	-	√	EC	Ministry of Works, Housing and Water Resources, OHLGS, LUSPA, MMDA
Implementation of Energy Performance Certification (EPC) Regulations for Residential, Public & Commercial Buildings	Head Office	√	√	√	√	-	0.30	-	-	-	√	EC	-
Certification of Energy Audit Professionals (Sustainable Energy Services Centers, SESCOs)	Head Office	√	√	√	√	-	0.15	-	-		√	EC	
Monitoring of Installed Capacitor Banks for Power Factor Improvement and Energy Audit in Public and Private Institutions	Head Office	√	√	√	√	-	0.15	-	-		√	EC	-
Update of Database and Mobile Application for EV Charging Stations	Head Office	√	√	√	√	-	0.10	-	-		√	EC	-
Environmental Compliance Monitoring of Electricity Power Plant Facilities	Head Office	√	√	√	√	-	0.15	-	-		√	EC	EPA
Objectives: Develop regulations to promote and govern the bioenergy (biofuel, biogas and biomass) industry to enhance pricing mechanism by the end of 2029													
Programme: Petroleum sector regulation													
Enforcement of the Upstream Sector Policy and Legislation		√	√	√	√	-	-	-	-		√	MoEn>	PC, GNPC, EPA, GRA
Create an enabling environment to attract investment in the downstream industry	Nationwide	√	√	√	√	-	1.00	-	-		√	NPA	MoEn & GT, GIPC, EC
Make relevant information available to potential	NPA (HQ & Online)	√	√	√	√	-	1.8	-	-		√	NPA	MoEn>, GIPC, PETHUB

Projects	Location	Time Frame				Cost (Million)				Project Status		Implementing Instituion/ Department	
		Q I	Q 2	Q 3	Q 4	GoG	IGF	DP	Other	New	Ongoing	Lead	Collaborating
investors and partners (with GIPC)													
Review infrastructure gaps and propose to Ministry of Energy	Nationwide	√	√	√	√	-	TBD	-	-		√	NPA	MoEn>
Downstream Industry Energy Transition Sustainable Growth	NPA	√	√	√	√	-	TBD	-	-		√	NPA	MoEn & GT
Provide required technical and logistical assistance to the MoEn >	NPA & MoEnGT	√	√	√	√	-	0.09	-	-		√	MoEnGT	NPA
Develop frameworks for Promotion and attracting investments into sustainable downstream green transition projects	NPA HQ	√	√	√	√	-		-	-	√		NPA	MoEnGT, EC
Improve transportation, storage & distribution efficiency incl. route optimisation & demurrage reduction	Nationwide depots & corridors	√	√	√	√	-		-	40.00		√	NPA	COMAC; BOST; TOU; GNTDU
Market surveillance & lab testing scale-up; anti-adulteration prosecutions	Nationwide	√	√	√	√	-	22	-	-		√	NPA	GSA; PSPs
Risk-based inspections; incident investigation; decommission unauthorized facilities; safety culture uplift	Nationwide	√	√	√	√	-	20	-	-		√	NPA	PSPs

Projects	Location	Time Frame				Cost (Million)				Project Status		Implementing Instituion/ Department	
		Q I	Q 2	Q 3	Q 4	GoG	IGF	DP	Other	New	Ongoing	Lead	Collaborating
Ensure facilities constructed/operated/decommissioned per law (permits, ESMP)	Nationwide	√	√	√	√	-	12	-	-	√		NPA	MMDAs; EPA; GSA
UPPF zonalization to enable safe & efficient distribution	Nationwide	√	√	√	√	-	500	-	-		√	NPA	CBOD; OMCs; BOST; GNTDU
Deploy ERDMS, Electronic Cargo Tracking (ECT), and Automatic Tank Gauging (ATGs) for NFMS integration	Nationwide depots & outlets	√	√	√	√	-	4000	-	-		√	NPA	MoEn & GT; Service Providers
Develop frameworks to attract investments into sustainable downstream projects	Nationwide	√	√	√	√	-		-	-	√		NPA	MoEn & GT; EC
Regulate CNG activities (guidelines, ops manual, training, enforcement)	Nationwide	√	√	√	√	-	5	-	-	√		NPA	MoEn & GT
Promotion of Biofuels (policy, pilots, standards, market uptake)	Nationwide	√	√	√	√	-	40	-	-	√		NPA	EC; GSA; PSPs
Promotion of CNG & LNG (market development & safety)	Nationwide	√	√	√	√	-	40	-	-	√		NPA	GNGC; PSPs
Promotion of Sustainable Aviation Fuel (SAF)	Airports & jet fuel supply chain	√	√	√	√	-	10	-	-		√	NPA	GCAA; Airlines; BOST

Projects	Location	Time Frame				Cost (Million)				Project Status		Implementing Instituion/ Department	
		Q I	Q 2	Q 3	Q 4	GoG	IGF	DP	Other	New	Ongoing	Lead	Collaborating
Promotion of EV charging points at retail outlets (standards & licensing)	Selected retail outlets	√	√	√	√	-	4	-	-		√	NPA	EC; MMDAs; PSPs
Support expansion of national refining capacity (regulatory enablers & sequencing)	Nationwide	√	√	√	√	-	8	-	-		√	NPA	MoEn & GT; TOR; Private
Increase access to LPG (new safe LPG retail points in underserved districts)	Underserved districts	√	√	√	√	-	10	-	-		√	NPA	MMDAs; PSPs
Implement Cylinder Recirculation Model (CRM) year-1 rollout	Priority corridors	√	√	√	√	-	25	-	-		√	NPA	MoEn & GT; GCMC; LPGMCs
Consumer education, awareness & protection (with GSA)	Nationwide	√	√	√	√	-	8	-	-		√	NPA	GSA; ISD
Public & stakeholder engagement on safety (separate from general stakeholder engagement)	Nationwide	√	√	√	√	-	4	-	-		√	NPA	NADMO; GNFS
Deepen stakeholder engagement; promote transparency & accountability	Nationwide	√	√	√	√	-	12	-	-		√	NPA	MoEn & GT; COMAC; CBOD; PSPs
Sponsorships/financial support for supervisory institutions (MoEn>, Parliament, MDAs)	Accra & Regions	√	√	√	√	-	20	-	-		√	NPA	MoEn & GT; Parliament; MDAs
Enforce Ghanaian Content & Participation regulations	Nationwide	√	√	√	√	-	12	-	-		√	NPA	MoEn & GT

Projects	Location	Time Frame				Cost (Million)				Project Status		Implementing Instituion/ Department	
		Q I	Q 2	Q 3	Q 4	GoG	IGF	DP	Other	New	Ongoing	Lead	Collaborating
HR capacity development (sector-wide)	Nationwide	√	√	√	√	-	4	-	-		√	NPA	CTVET; EC; PSPs
In-country fabrication promotion	Industrial clusters	√	√	√	√	-	8	-	-		√	NPA	PSIs; AGI; PSPs
SME capacity development (supplier development clinics)	Nationwide	√	√	√	√	-	8	-	-		√	NPA	AGI; NBSSI/SME Agency
Promotion of women in leadership & decision-making	Sector institutions	√	√	√	√	-	10	-	-		√	NPA	MoEn & GT; MDAs
Establish/strengthen focal unit for PWD inclusion	NPA HQ & Regions	√	√	√	√	-	5	-	-		√	NPA	PWD Secretariat; MDAs
Develop & implement gender/PWD policies across licensing & inspections	Nationwide	√	√	√	√	-	2	-	-		√	NPA	MMDAs; PSPs
CSR: Education & sensitisation support	Selected communities	√	√	√	√	-		-	-		√	NPA	MMDAs; NGOs
CSR: Health & infrastructure support	Selected communities	√	√	√	√	-		-	-		√	NPA	GHS; MMDAs
CSR: Sports & industry cooperation	Nationwide	√	√	√	√	-		-	-		√	NPA	NSA; Industry Associations
Stakeholder engagement & sensitisation for 24-hour operations	Nationwide	√	√	√	√	-	20	-	-		√	NPA	MoEn & GT; MoELR; Unions

Projects	Location	Time Frame				Cost (Million)				Project Status		Implementing Instituion/ Department	
		Q I	Q 2	Q 3	Q 4	GoG	IGF	DP	Other	New	Ongoing	Lead	Collaborating
Infrastructure expansion for 24-hour operations (lighting, safety, systems)	Priority corridors & outlets	√	√	√	√	-	50	-	-		√	NPA	PSPs; MMDAs; GSA
Job creation initiatives linked to 24-hour operations	Nationwide	√	√	√	√	-	10	-	-		√	NPA	MoELR; PSPs
Joint research with Energy Commission on Auto-Gas demand studies & data collection	NPA/EC	√	√	√	√	-	0.08	-	-		√	NPA & EC	EC
Refurbish and re-distribute all recalled cylinders.	GCMC	√	√	√	√	-		-	2.00		√	MoEnGT	NPA, GCMC
Routine and random inspection and monitoring	Pilot LPGMC Outlets	√	√	√	√	-		-	2.00		√	NPA	MoEn
Engagement of LPGMCs and other players along the value chain	NPA/AO MC	√	√	√	√	-		-	1.00		√	NPA	MoEnGT
Behavioral Change Strategy and Public Awareness strategy	NPA	√	√	√	√	-	1.8	-	-		√	MoEnGT	MoEnGT
Facilitate approval of mandate to regulate midstream gas activities.	NPA	√	√	√	√	-		-	2.00		√	MoEnGT	NPA
Commence Guidelines and operational manual. Regulate CNG Activities	NPA	√	√	√	√	-	5	-	-		√	NPA	MoEn
Enforcement of Ghanaian content and Ghanaian participation Regulations	NPA	√	√	√	√	-	3	-	-		√	NPA	MoEn

Projects	Location	Time Frame				Cost (Million)				Project Status		Implementing Instituion/ Department	
		Q I	Q 2	Q 3	Q 4	GoG	IGF	DP	Other	New	Ongoing	Lead	Collaborating
Constitute a committee to set up a Centre of Excellence for the industry Develop and run appropriate programmes and workshops.	NPA	√	√	√	√	-	0.06	-	-		√	NPA	MoEn
Deepen Inspections and monitoring regime. Investigate and record all industry incidents. Decommissioning of unauthorized facilities Improve safety culture of industry players	Nationwide	√	√	√	√	-	8	-	-		√	NPA	PSPs
Inspections and monitoring of relevant PSPs Investigate and record all industry incidents.	Premises of PSPs	√	√	√	√	-	4	-	-		√	NPA	GNGC
Develop a plan to address the needs identified. Periodic publication to stakeholders.	Nationwide	√	√	√	√	-	3	-	-		√	NPA	MoEn
Deepen stakeholder engagement, promote transparency and accountability	Nationwide	√	√	√	√	-	5	-	-		√	NPA	MoEn, COMAC, CBOD, PSPs
Women employed in Management positions	NPA	√	√	√	√	-		-	-		√	NPA	MoEn
Conduct joint research with Energy Commission on	NPA/EC	√	√	√	√	-	0.08	-	-		√	NPA	EC

Projects	Location	Time Frame				Cost (Million)				Project Status		Implementing Instituion/ Department	
		Q I	Q 2	Q 3	Q 4	GoG	IGF	DP	Other	New	Ongoing	Lead	Collaborating
demand studies and data collection on Auto Gas													
Stakeholder engagement & sensitisation for 24-hour operations	Nationwide	√	√	√	√	-	2	-	-		√	NPA	MoEn>, 24H+ Sec.
Infrastructure expansion for 24-hour operations (lighting, safety, systems)	Priority corridors & outlets	√	√	√	√	-	10	-	-		√	NPA	MoEn>, 24H+ Sec.
Job creation initiatives linked to 24-hour operations	Nationwide	√	√	√	√	-	2	-	-		√	NPA	MoEn>, 24H+ Sec.
Joint research with Energy Commission on Auto-Gas demand studies & data collection	NPA/EC	√	√	√	√	-	0.08	-	-		√	NPA	EC
						-		-	-				
						-		-	-				
Manage the National Data Repository	Petroleum Commission Head Office, Accra	√	√	√	√	-	5	-	-		√	PC	MoEn>, GNPC
Undertake community engagements to improve social harmony in host communities	Petroleum Commission Head Office, Accra	√	√	√	√	-	0.375	-	-		√	PC	MoEn>, GNPC
Undertake inspections and audits of petroleum activities.	Petroleum Commission	√	√	√	√	-	1	-	-		√	PC	MoEn>, GNPC

Projects	Location	Time Frame				Cost (Million)				Project Status		Implementing Instituion/ Department	
		Q I	Q 2	Q 3	Q 4	GoG	IGF	DP	Other	New	Ongoing	Lead	Collaborating
	on Head Office, Accra												
Monitor and ensure accurate measurement of petroleum produced	Petroleum Commission on Head Office, Accra	√	√	√	√	-	0.4	-	-		√	PC	MoEn>, GNPC
Identify policy gaps in the upstream petroleum sector and make recommendations to the Minister.	Petroleum Commission on Head Office, Accra	√	√	√	√	-	0.35	-	-		√	PC	MoEn>, GNPC
Issue annually, a public report on petroleum resources and activities in Ghana.	Petroleum Commission on Head Office, Accra	√	√	√	√	-	0.08	-	-		√	PC	MoEn>, GNPC
Analyse petroleum economic information and submit economic forecasts on petroleum to the Minister.	Petroleum Commission on Head Office, Accra	√	√	√	√	-	0.045	-	-		√	PC	MoEn>, GNPC
Promote the utilisation of local goods, materials, and services.	Petroleum Commission on Head Office, Accra	√	√	√	√	-	0.9124 5	-	-		√	PC	MoEn>, GNPC

Projects	Location	Time Frame				Cost (Million)				Project Status		Implementing Instituion/ Department	
		Q I	Q 2	Q 3	Q 4	GoG	IGF	DP	Other	New	Ongoing	Lead	Collaborating
Facilitate the employment of women in the upstream petroleum industry.	Petroleum Commission Head Office, Accra	√	√	√	√	-	0.09	-	-		√	PC	MoEn>, GNPC
Promote planned, well executed, sustainable and cost-efficient petroleum activities to achieve optimal levels of resource	Petroleum Commission Head Office, Accra	√	√	√	√	-	1	-	-		√	PC	MoEn>, GNPC
Ensure efficient use of gas infrastructure	Petroleum Commission Head Office, Accra	√	√	√	√	-	0.5	-	-		√	PC	MoEn>, GNPC
Develop a just and equitable upstream oil and gas transition plan	Petroleum Commission Head Office, Accra	√	√	√	√	-	0.4	-	-		√	PC	MoEn>, GNPC
Objective : All energy sector regulators should sensitize the public on impacts of energy sector activities on the environment and public health and safety by 2029													
Implementation of the HSSE Manual	Nationwide	√	√	√	√	0.000880			-		√	MoEn>	Energy Sector Regulators
Monitoring of the National Climate change SMART Energy Action Plan	Nationwide		√		√	0.0026400			-		√	MoEn>	Energy Sector Agencies
Implementation of the Health Safety and Environment	Nationwide	√	√	√	√	0.13200			-		√	MoEn>	Ghana National Fire Service

Projects	Location	Time Frame				Cost (Million)				Project Status		Implementing Instituion/ Department	
		Q I	Q 2	Q 3	Q 4	GoG	IGF	DP	Other	New	Ongoing	Lead	Collaborating
Management Sysytem For Ministry of Energy													
Monitoring of the State of HSE in the Energy Sector	Nationwide	√	√	√	√	0.000880		-	-		√	MoEn>	Energy Sector Regulators
Objective: To achieve equality by integrating gender and disability concerns and perspectives in the energy sector by 2029													
Programme : Gender Mainstreaming and persons with disability promotion													
Women in Enterprise Support Program (WESP)		√	√	√	√	-	-	-	-			GNPC Foundation	-
Increase intake of women and persons with disability.	Spintex and Afienya-Dawhenya Industrial Enclave	√	√	√	√						√	GCMC	-
Objective : To achieve adequate research, innovation and development													
Programme Energy Sector Innovation Research and Development													
Establish a centre of excellence - Technology and Research Centre (TARC)	Spintex	√	√	√	√	-	-	-	-		√	GNPC	-
Develop Phase 1 Fluids Laboratory	Spintex	√	√	√	√	-	-	-	-		√	GNPC	Strategic technology Provider
Objective; Provide adequate social infrastructure or services to community members													
Programme : Social Development													

Projects	Location	Time Frame				Cost (Million)				Project Status		Implementing Instituion/ Department	
		Q I	Q 2	Q 3	Q 4	GoG	IGF	DP	Other	New	Ongoing	Lead	Collaborating
Completion of 6-Unit classroom block	Ntewusae – Oti Region	√	√	√	√	0.75				√		VRA/RTF	VRA, MoEn & GT
Construction of teachers' quarters	Aveme Danyigba – Volta Region	√	√	√	√	1.2				√		VRA/RTF	VRA, MoEn & GT
Construction of computer laboratory	Vakpo Dunyo – Volta Region	√	√	√	√	0.6				√		VRA/RTF	VRA, MoEn & GT
Construction of teachers' quarters	Mem-Chemfre – Eastern Region	√	√	√	√	1.5				√		VRA/RTF	VRA, MoEn & GT
Rehabilitation of kindergarten and primary school blocks	Ntonaboma – Eastern Region	√	√	√	√	0.9				√		VRA/RTF	VRA, MoEn & GT
Water Project	Dominase – Eastern Region	√	√	√	√	1				√		VRA/RTF	VRA, MoEn & GT
Construction of drainage facilities	Krachi Krom	√	√	√	√					√		VRA/RTF	VRA, MoEn & GT
Reshaping and gravelling of feeder road	Krachi Krom	√	√	√	√					√		VRA/RTF	VRA, MoEn & GT
Rehabilitation of Access Roads	<u>Asukawka</u>	√	√	√	√					√		VRA/RTF	VRA, MoEn & GT

Projects	Location	Time Frame				Cost (Million)				Project Status		Implementing Instituion/ Department	
		Q I	Q 2	Q 3	Q 4	GoG	IGF	DP	Other	New	Ongoing	Lead	Collaborating
Provision of agriculture loans to farmers to enable purchase farm inputs)	Botoku Dsani	√	√	√	√					√		VRA/RTF	VRA, MoEn & GT
Provision of support services (extension services, inputs and equipment) to local farmers	Ntewusae	√	√	√	√					√		VRA/RTF	VRA, MoEn & GT
Construction of feeder roads to farm lands, market centres) and provision of drainage facilities	Sabadu	√	√	√	√					√		VRA/RTF	VRA, MoEn & GT
Construction of police station	Todome	√	√	√	√					√		VRA/RTF	VRA, MoEn & GT
Registration of VRA Resettlement lands	12 Communities	√	√	√	√					√		VRA/RTF	VRA, MoEn & GT
Project support services	All communities									√		VRA/RTF	VRA, MoEn & GT
TOTAL						2,415.38	21,222.57	4,674.23	40,123.16				

Table 16 2028 Annual Action Plan

Projects	Location	Time Frame				Cost (Million)				Project Status		Implementing Instituion/ Department	
		Q I	Q 2	Q 3	Q 4	GoG	IGF	DP	Other	New	Ongoing	Lead	Collaborating
Objectives: 30% reduction in the cost of electricity by 2029													
Power Generation and Transmission													
132mw Repowering Project	T3 Anwomaso	√	√	√	√	-	-	-	12,090.00		√	VRA	MoEn>
Wind Power (WPP1) Project 1		√	√	√	√	-	-	-	1,367.30		√	VRA	MoEn>
Utility Scale Solar Auction Project	Loagri (North East)	√	√	√	√	-	-	1,632.15	-			VRA	MoEn>/GR IDCo
Bongo Solar Power Project	Bongo	√	√	√	√	-	-	-	726.00		√	VRA	MoEn>
30 Mw Akuse Floating Solar Project	Akuse	√	√	√	√	-	-	-	90.50		√	VRA	MoEn>
16.5mw Pwalugu Solar Project (Phase I-II)	Pwalugu	√	√	√	√	-	-	-	290.40		√	VRA	MoEn>
		√	√	√	√	-	-	-	1,016.40		√	VRA	MoEn>
Zebilla Solar PV	Zebila	√	√	√	√	-	-	-	242.00		√	VRA	MoEn>
Sawla Solar PV	SAWLA	√	√	√	√	-	-	-	1,294.70		√	VRA	MoEn>
Akosombo Gs Floating Solar (Phase I & II)	Akosombo	√	√	√	√	-	-	-	302.50		√	VRA	MoEn>
		√	√	√	√	-	-	-	3,630.00		√	VRA	MoEn>
Loagri, Solar Pv (Phase I & II)		√	√	√	√	-	-	-	1,089.00		√	VRA	MoEn>

Projects	Location	Time Frame				Cost (Million)				Project Status		Implementing Instituion/ Department	
		Q I	Q 2	Q 3	Q 4	GoG	IGF	DP	Other	New	Ongoing	Lead	Collaborating
	Loagri (North East)	√	√	√	√	-	-	-	1,210.00			VRA	
Hybrid Solar Wind Project (AMOMA)		√	√	√	√	-	-	-	3,630.00		√	VRA	MoEn>
Wenchi Solar PV		√	√	√	√	-	-	-	665.50		√	VRA	MoEn>
Objective: Reduce transmission losses to or below the regulatory benchmark of 4.1% Increase transmission capacity by 30% and reduce congestion-related outages by 40% by 2029.													
Programme: Power Generation and Transmission													
400/330 kV Ghana - Cote D'ivoire Interconnection Project	Ghana/ Dunkwaw	√	√	√	√	-	-	1,027.65	-		√	GRIDco	MoEn>
KFW – 330kV Accra – Kumasi transmission line	Accra-Kumasi	√	√	√	√	-	-	1,571.70	-		√	GRIDco	MoEn>
404MW operating and maintenance	BGS, Bui	√	√	√	√	-	0.35	-	-		√	BPA	MoEn>
170MWp Solar operation and maintenance	BGS, Bui	√	√	√	√	-	27.83	-	-		√	BPA	MoEn>
30MWp Floating Solar operation and maintenance	BGS, Bui	√	√	√	√	-	11.62	-	-		√	BPA	MoEn>
50MW largescale Battery Energy Storage System (BESS) operation and maintenance	BGS, Bui	√	√	√	√	-	18.15	-	-		√	BPA	MoEn>
120kW Tsatsadu operation and maintenance	Tsatsadu, V/R	√	√	√	√	-	0.19	-	-		√	BPA	MoEn>
50MWp Solar. operation and maintenance	Yendi	√	√	√	√	-	8.17	-	-		√	BPA	MoEn>

Projects	Location	Time Frame				Cost (Million)				Project Status		Implementing Institution/ Department	
		Q 1	Q 2	Q 3	Q 4	GoG	IGF	DP	Other	New	Ongoing	Lead	Collaborating
250MWp phase 1 of 500MWp Solar PV operation and maintenance	Adubiyili Buipe Zebilla			√	√	-	48.40	-	-		√	BPA	MoEn>
200MW largescale Battery Energy Storage System (BESS) operating and maintenance	Adubiyili Buipe Zebilla			√	√	-	36.30	-	-		√	BPA	MoEn>
250MWp phase 2 of 500MWp Solar PV	Adubiyili Buipe Zebilla			√	√	-	726.00	-	-	√		BPA	MoEn>
Development of 60MW Mini Hydro plant (Run-off the river)	Pra Ankobra Tano	√	√	√	√	-		-	-		√	BPA	MoEn>
Development of 4MW Mini Hydro plant (Run-off the river)	Wli	√	√	√	√	-		-	-		√	BPA	MoEn>
Objective : To provide reliable electricity access to 500 rural and island households by December 2029													
Programme : Power Distribution													
Self-Help Electrification Programme (SHEP) across the country	Nationwide	√	√	√	√	188.95	-	-	-		√	MoEn>	ECG,NEDCo
SHEP 4 Turnkey Electrification in 5 Regions (CWE) Phase II	Ashanti, Eastern, Western, Volta and Central Regions	√	√	√	√	145.2	-	-	-		√	MoEn>, CWE	ECG,NEDCo, MoF

Projects	Location	Time Frame				Cost (Million)				Project Status		Implementing Instituion/ Department	
		Q I	Q 2	Q 3	Q 4	GoG	IGF	DP	Other	New	Ongoing	Lead	Collaborating
		Turnkey Electrification Project in the 5 Northern Regions by seven contractors	Northern, North East, Savanna, Upper West and Upper West Regions	√	√	√	√	300	-	-	-	√	
TROPICAL - Local Turnkey Electrification Project – Phase II.	Upper West, Northern and Savannah Regions	√	√	√	√		-	121	-	√		MoEn>,T CCL	VRA, NEDCo , MoF
SHEP 4 Turnkey Electrification project by M/S Eco International Limited	Eastern Region	√	√	√	√	20	-	-	-		√	MoEn>,MoF, Eco International	VRA, NEDCo ,
SHEP 4 Turnkey Electrification project by Thengashep Pty (Gh) Limited	Upper East Region	√	√	√	√		-	60.5	-	√		MoEn>,MoF, Thengashep	VRA, NEDCo , MoF
Objective: To provide reliable electricity access distribution losses from 27.05% to rural and island households below 15% by December 2029													
To provide reliable electricity access to rural and island households by December 2029.													

Projects	Location	Time Frame				Cost (Million)				Project Status		Implementing Institution/ Department	
		Q 1	Q 2	Q 3	Q 4	GoG	IGF	DP	Other	New	Ongoing	Lead	Collaborating
To improve the reliability of the electricity distribution network by reducing system outages by 30%													
Programme : Electricity Distribution													
Reduce technical and commercial losses to improve operational efficiency	NEDCo Areas	√	√	√	√		201.55	-	-		√	NEDCo	-
Improve revenue collection and financial sustainability	NEDCo Areas	√	√	√	√		106.88	-	-		√	NEDCo	-
Extend electricity access to underserved communities	NEDCo Areas	√	√	√	√		126.83	185.57	-		√	NEDCo	-
Modernize aging infrastructure to enhance reliability and safety	NEDCo Areas	√	√	√	√		32.1	68.36	-	√		NEDCo	-
Improve customer satisfaction and service responsiveness	NEDCo Areas	√	√	√	√		29.16		-		√	NEDCo	-
Strengthen institutional governance and human capital development	NEDCo Areas	√	√	√	√		43.97	7.3	-		√	NEDCo	-
Enhance climate resilience of energy infrastructure	NEDCo Areas	√	√	√	√		1.86	-	-	√		NEDCo	-
Integrate renewable energy sources into the distribution mix	NEDCo Areas	√	√	√	√		1.03	-	-	√		NEDCo	-
Objective: Address the gaps and overlaps, strengthen and enforce the legal, regulatory and fiscal frameworks													
Programme: Petroleum Upstream													

Projects	Location	Time Frame				Cost (Million)				Project Status		Implementing Instituion/ Department	
		Q I	Q 2	Q 3	Q 4	GoG	IGF	DP	Other	New	Ongoing	Lead	Collaborating
License qualified entities to explore and produce petroleum.	Accra	√	√	√	√	0.30	-	-	-		√	MoEn>	PC, GNPC, OAGMoJ, MoF, GRA, BoG
Facilitate the implementation and monitoring of petroleum operations	Accra	√	√	√	√		-	-	-		√	MoEn>	PC, GNPC, E&P Companies,
Interpretation of 4D Seismic data set	Jubilee Field-Offshore Western Region	√	√	√	√		-	-	-		√	Tullow	Partners
Interpretation of 4D Seismic dataset	TEN Field-Offshore Western Region	√	√	√	√		-	-	-		√	Tullow	Partners
Interpretation of Ocean Bottom Node (OBN) data set	TEN Field-Offshore Western Region	√	√	√	√	329.12	-	-	-	√		TGL	-
Process and interpret 1,200 lkm. sq	Block1 - Offshore Western Region	√	√	√	√		-	-	-	√		GNPC	-
Voltain Basin Project - Analyse the alternate technologies (Satellite	Onshore	√	√			26.62	-	-	-		√	GNPC	-

Projects	Location	Time Frame				Cost (Million)				Project Status		Implementing Institution/ Department	
		Q I	Q 2	Q 3	Q 4	GoG	IGF	DP	Other	New	Ongoing	Lead	Collaborating
Imagery and Airborne Transient Pulse)													
Drill one (1) well	SGN Field						-	-	-			-	-
Voltain Basin Project - Drill one (1) well	Onshore	√	√	√	√					√		GNPC	-
Oil Production & Gas Export	Offshore Western Region - Jubilee & SGN (OCTP) Fields	√	√	√	√						√	GNPC	-
Refinance the Tema LNG project	Tema	√	√	√	√		-	-	-		√	GNPC	-
Skilled Artisans Project		√	√	√	√		-	-	-		√	GNPC	-
Objectives: Increase access to LPG nationwide													
Invest in gas pipelines to facilitate the distribution of natural gas throughout the country													
Programme : Petroleum Downstream													
Completion of Right of Way acquisition for pipeline,complete procurmeent of EPC Contractor and begin construction of facility	Pumpuni, Accra			√		-	-	-	1,210.00	1	√	BOST	-

Projects	Location	Time Frame				Cost (Million)				Project Status		Implementing Instituion/ Department	
		Q I	Q 2	Q 3	Q 4	GoG	IGF	DP	Other	New	Ongoing	Lead	Collaborating
Begin actual contraction 30,000MT of LPG tanks at Tema, Kumasi, Takoradi and Buipe	All BOST depots				√	-	-	-	484.00		√	BOST	-
Continue construction of 70km 12-inch pipeline from Accra Plains to Akosombo	Tema, Akosombo				√	-	-	-	90.75		√	BOST	-
Complete procurement of pipelines and ROW for 220km Tema- Kumasi Pipeline and begin construction	Tema-Kumasi				√	-	-	-	871.20		√	BOST	-
Purchase of additional 1No. tugboats and 2 barges	HQ, Accra				√	-	-	-	738.10		√	NEDCo	-
Develop policies to mainstream gender and persons with disabilities and promote competent women into leadership positions within the company	HQ, Accra	√	√	√	√	-		-			√	NEDCo	-
Provide funding to support research institutions in the downstream petroleum sector	HQ, Accra	√	√	√	√	-	3.03	-	-		√	BOST	-
Quarterly Monitoring & Evaluation of Projects	HQ, Accra	√	√	√	√	-	0.605	-	-		√	BOST	MoEn>, SIGA
Continuous maintenance of all facilities	All BOST depots	√	√	√	√	-	181.50	-	-		√	BOST	-

Projects	Location	Time Frame				Cost (Million)				Project Status		Implementing Instituion/ Department	
		Q I	Q 2	Q 3	Q 4	GoG	IGF	DP	Other	New	Ongoing	Lead	Collaborating
		Objectives: Expand the total petroleum refinery capacity of the country											
Programme : Petroleum Downstream Development													
To revamp the existing CDU capacity from 45,000bpsd to 60,000bpsd and to build a new 100,000BPSD with a hydrotreater Refinery Unit	TOR	√	√	√	√		1.25		0.10	√		TOR	MoEn>,
To build twenty (20) additional storage tanks for white products and 7 new tanks for LPG, construct pipelines and to reinstate 17 Out-of-Service Storage Tank	TOR	√	√	√	√				37	√		TOR	MoEn>,
To revamp and upgrade the existing loading gantries	TOR	√	√	√	√					√		TOR	MoEn>,
To add natural gas as an alternative fuel for our boilers	TOR	√	√	√	√					√		TOR	MoEn>,
Upgrading the existing Laboratory	TOR	√	√	√	√					√		TOR	MoEn>,
To install and commission an Automatic tank gauging system	TOR	√	√	√	√					√		TOR	MoEn>,
To install additional petrochemical units to the existing plant	TOR	√	√	√	√				88	√		TOR	MoEn>,
To build a new automated loading gantry	TOR	√	√	√	√				3	√		TOR	MoEn>,

Projects	Location	Time Frame				Cost (Million)				Project Status		Implementing Institution/ Department	
		Q 1	Q 2	Q 3	Q 4	GoG	IGF	DP	Other	New	Ongoing	Lead	Collaborating
To build an ultra-modern 200- bed hospital	TOR	√	√	√	√				38	√		TOR	MoEn>,
Objectives: Invest in gas pipelines to facilitate the distribution of natural gas throughout the country.													
Programme ; Petroleum Downstream Development													
Construction of GPP Train 2 Mechanical completion, commissioning preparations, Operational hand over, stabilisation	Atuabo	√	√	√	√		4840				√	GNGLC	MoEn>, MOF, PPP Partners
Construction of 278 km Takoradi–Tema Pipeline - Civil works completion, mechanical completion	Takoradi–Tema corridor	√	√	√	√		6655				√	GNGLC	MoEn>, MOF
Construction of 12” Pipeline to Eshiem - Civil works, testing	Eshiem	√	√	√	√		145.2				√	GNGLC	-
Mainline Compressor T3 - Installation & Commissioning	TBC	√	√	√	√		1210				√	GNGLC	-
Commissioning Activities - Equipment Installation	Axim	√	√	√	√		302.5				√	GNGLC	NPA
Monetization of Pentanes - Operations	Atuabo	√					121				√	GNGLC	-
HIPPS Systems, Environmental assessments Testing, operationalization	Multiple Sites	√	√	√	√		60.5				√	GNGLC	EPA, MoEn>

Projects	Location	Time Frame				Cost (Million)				Project Status		Implementing Institution/ Department	
		Q 1	Q 2	Q 3	Q 4	GoG	IGF	DP	Other	New	Ongoing	Lead	Collaborating
Structuring PPPs, SPVs Financial structuring, investor engagement	Accra	√	√	√	√		0				√	GNGLC	GoG, Lenders
Engagement with PURC- Analysis, modelling, regulatory submissions	Accra	√	√	√	√		0				√	GNGLC	PURC
Enhance recruitment process - Develop recruitment plan for persons with disabilities	Multiple Sites	√	√	√	√		12.1				√	GNGLC	-
Research collaboration programme -Initiate adjunct lecturing	Multiple Sites	√	√	√	√		12.1				√	GNGLC	-
Objective: Expand the total petroleum refinery capacity of the country													
Programme: Petroleum Downstream Development													
Invest in continuous employee training and development	Accra	√				-	1.86	-	-	√		PHDC	MoEn>
Establish a robust rewards and recognition strategy	Accra					-	41.06	-	-		√	PHDC	MoEn>
Foster a positive workplace culture	Accra, Jomoro	√				-	2.83	-	-	√		PHDC	MoEn>
Streamline policies and procedures within the organisation	Accra	√				-	0.14	-	-		√	PHDC	MoEn>
Conduct a comprehensive operational audit of PHDC's operations, processes, and	Accra, Jomoro	√				-	0.35	-	-		√	PHDC	MoEn>

Projects	Location	Time Frame				Cost (Million)				Project Status		Implementing Instituion/ Department	
		Q I	Q 2	Q 3	Q 4	GoG	IGF	DP	Other	New	Ongoing	Lead	Collaborating
systems to evaluate their effectiveness													
Embed risk awareness at every layer of the institution to ensure effective risk management and mitigation	Accra, Jomoro		√			-	0.80	-	-		√	PHDC	MoEn>
Develop stakeholder communication strategy	Accra		√			-	9.46	-	-		√	PHDC	MoEn>
Foster community empowerment and enhance stakeholder development	Accra, Jomoro		√			-	13.87	-	-		√	PHDC	MoEn>
Strengthen the collaboration between PHDC and technical partners (SJ,JTC, etc.)	Accra	√	√	√	√	-	0.54	-	-		√	PHDC	MoEn>
Establish a robust cybersecurity framework and promote data privacy practices to safeguard sensitive information and protect the integrity and reputation of PHDC	Accra		√			-	2.44	-	-		√	PHDC, NITA	MoEn>
Enhance the digital skills and capabilities of employees within PHDC to adapt to the evolving technological landscape.	Accra, Jomoro			√		-	7.08	-	-	√		PHDC	MoEn>
Strengthen ties with Investment Promotion	Accra			√		-	5.95	-	-	√		PHDC, GIPC	MoEn>

Projects	Location	Time Frame				Cost (Million)				Project Status		Implementing Instituion/ Department	
		Q I	Q 2	Q 3	Q 4	GoG	IGF	DP	Other	New	Ongoing	Lead	Collaborating
Agencies (IPAs) to attract and retain investors													
Enhance collaboration with private sector players to create a more conducive environment for investment by leveraging the expertise and resources of the private sector.	Accra	√	√	√	√	-	4.97	-	-		√	PHDC	MoEn>
Exchange industry data, research and technical expertise to drive innovation and enhance skills	Accra	√	√	√	√	-	1.24	-	-		√	PHDC, NITA	MoEn>
Create ready-to-share collaterals with detailed value propositions for investors to enhance the hub's appeal to potential investors	Accra	√	√	√	√	-	0.87	-	-		√	PHDC	MoEn>
Develop regular content to keep investors informed and engaged with the hub	Accra, Jomoro	√	√	√	√	-	2.11	-	-		√	PHDC	MoEn>
Develop an annual calendar for events and roadshows	Accra				√	-	6.98	-	-		√	PHDC	MoEn>
Leverage Ghana's tourism industry to enhance investment appeal and potential development at Jomoro	Accra				√	-	3.11	-	-		√	PHDC	MoEn>

Projects	Location	Time Frame				Cost (Million)				Project Status		Implementing Instituion/ Department	
		Q I	Q 2	Q 3	Q 4	GoG	IGF	DP	Other	New	Ongoing	Lead	Collaborating
Increase PHDC's brand awareness to position PHDC as a premier destination for petroleum and petrochemical investments.	Accra	√	√	√	√	-	17.16	-	-		√	PHDC	MoEn>
Provide support services such as market assistance and feasibility studies to investors	Accra				√	-	5.37	-	-	√		PHDC, GIPC	MoEn>
Gather feedback and recommendations from investors	Accra				√	-	1.64	-	-	√		PHDC	MoEn>
Maximize local content policy to upskill indigenes	Jomoro	√	√	√	√	-	5.36	-	-		√	PHDC	MoEn>
Land compensation & servicing the enclave	Jomoro	√				-	400.00	-	-	√		PHDC	MoEn>
Develop a decarbonization strategy to align the hub with transition to low carbon economy	Accra, Jomoro	√				-	3.29	-	-	√		PHDC	MoEn>
Initiate afforestation projects to secure carbon credits	Accra, Jomoro	√				-	0.40	-	-	√		PHDC	MoEn>
• Completion of all outstanding civil and other works on factory	Afienva-Dawhenya Industrial Enclave	√	√	√	√		121.00				√	GCMC	-

Projects	Location	Time Frame				Cost (Million)				Project Status		Implementing Institution/ Department	
		Q 1	Q 2	Q 3	Q 4	GoG	IGF	DP	Other	New	Ongoing	Lead	Collaborating
• Commissioning of equipment													
• Implementation of revised Human Resource Manual.	Spintex and Afienya-Dawhenya Industrial Enclave	√	√	√	√		0.075				√	GCMC	-
• Engage educational institutions in potential areas for research. • Research into operational areas requiring improvement.	Afienya-Dawhenya Industrial Enclave	√	√	√	√		0.1				√	GCMC	-
Objectives: Increase access to LPG nationwide.													
All energy sector regulators should sensitize the public on impacts of energy sector activities on the environment and public health and safety by 2029													
Programme: Petroleum Downstream Development													
• HSSE training for all members of staff • Continuous availabilities of PPEs • Engaging public of the safe use of LPG cylinders, using outlets like adult education, church women ministry, schools, among others • Creation of an emergency care unit	Spintex and Afienya-Dawhenya Industrial Enclave	√	√	√	√		0.15				√	GCMC	-

Projects	Location	Time Frame				Cost (Million)				Project Status		Implementing Institution/ Department	
		Q I	Q 2	Q 3	Q 4	GoG	IGF	DP	Other	New	Ongoing	Lead	Collaborating
Objective: Expand installed renewable capacity (non-large-hydro) by 2030													
Programme : Renewable Energy Development													
Develop mini-grids for 150 island communities within the Afram Plains North and South communities	Afram Plains North and South Districts	√	√	√	√	-	-	-	1,210.00		√	MoEn>, RE DIRECTORATE/ SREP PIU	UNOPS
All-in-one solar street lighting project	All Regions	√	√	√	√	200.00	-	-	-			MoEn>	Ministry of Finance, MMDAs
Solar lantern distribution project	All Regions	√	√	√	√	50.00	-	-	-			MoEn>	Ministry of Finance, MMDAs
European Commission Energy Parks Project	Savannah Region	√	√	√	√	-	-	-	70.95		√	MoEn>	Arhus University, Forestry Commission, PAPADEV, AGT, MASH MAKES, DTI
Water-Energy-Food Nexus Project	Greater Accra Region	√	√	√	√	-	-	-	60.50		√	MoEn>	KOAMI, KIAT, EC, MoF, GIDA, ECG
Ghana Goes Solar Project	All Regions	√	√	√	√	-	-	-	454.08		√	MoEn>	KfW, MoF
Establish the public facility sustainable energy action plan (PFSEAP) secretariat	All Regions	√	√	√	√	-	-	-	177.38		√	MoEn>, GIZ	EC, ECG, NEDCo, GRIDCo

Projects	Location	Time Frame				Cost (Million)				Project Status		Implementing Instituion/ Department	
		Q I	Q 2	Q 3	Q 4	GoG	IGF	DP	Other	New	Ongoing	Lead	Collaborating
and mobilise 181 million dollars, complete NEESAP and RE Authority framework													
Better Planet ICS and Mercuria Project	All Regions	√	√	√	√	-	-	-	2,420.00	√		MoEn>/ICS PIU	Better planet ltd of India,
Objectives: Ensure maximum education of the publics about the benefits associated with nuclear power Develop and promote the supply of biofuels such as biogas and bioethanol for households and commercial use by the end of 2029													
Programme : Alternative Energy Development													
Strengthen Cooperation with IAEA through TC projects and peer review	-	√	√	√	√	60.5					√	NPG	-
Leverage bilateral and Multilateral partners for knowledge transfer, capacity building and technical assistance	-	√	√	√	√	121					√	NPG	-
Strengthen cooperation and participate in global nuclear safety-related matters with advanced nuclear States	-	√	√	√	√	121					√	NPG	-
Develop project management tool to monitor project activities	-	√				0.1				√		NPG	-
Improve Management System to promote a strong safety culture	-	√	√	√	√	0.1					√	NPG	-
Implement programmes for the Management of Sensitive Information, and for Promotion of a Nuclear	-	√	√	√	√	0.1					√	NPG	-

Projects	Location	Time Frame				Cost (Million)				Project Status		Implementing Institution/ Department	
		Q I	Q 2	Q 3	Q 4	GoG	IGF	DP	Other	New	Ongoing	Lead	Collaborating
Security Culture and Trustworthiness of Personnel													
Review and Implementation of various Management System policies, strategies and processes	-	√	√	√	√	0.05					√	NPG	-
Develop and implement Systematic Approach to Training (SAT)	-	√	√	√	√	0.1					√	NPG	-
Build Capacity for pre-project activities	-	√	√	√	√	0.6					√	NPG	-
Establish formal relationships with media institutions.	-	√	√	√	√	0.06					√	NPG	-
Organise Media Workshops at regional and other levels	-	√	√	√	√	0.6					√	NPG	-
Facilitate scientific visits to nuclear facilities for the media.	-	√	√	√	√	0.05					√	NPG	-
Plan and organise media facility visits.	-	√	√	√	√	0.15					√	NPG	-
Equip the media with resources to enhance reportage.	-	√	√	√	√	0.15					√	NPG	-
Engage with identified media influencers / other personalities.	-	√	√	√	√	0.2					√	NPG	-
Monitor the media for published news on nuclear power technology.	-	√	√	√	√	0.03					√	NPG	-

Projects	Location	Time Frame				Cost (Million)				Project Status		Implementing Institution/ Department	
		Q 1	Q 2	Q 3	Q 4	GoG	IGF	DP	Other	New	Ongoing	Lead	Collaborating
Participate in conferences and exhibitions to educate and sustain support.	-	√	√	√	√	0.2					√	NPG	-
Engage government institutions agencies, and political parties.	-	√	√	√	√	0.05					√	NPG	-
Engage shareholding and allied institutions.	-	√	√	√	√	0.05					√	NPG	-
Engage universities / technical institutions.	-	√	√	√	√	0.05					√	NPG	-
Engage regulatory bodies	-	√	√	√	√	0.05					√	NPG	-
Engagement with non-governmental organisations and professional bodies	-	√	√	√	√	0.2					√	NPG	-
Engage traditional councils, community chiefs, elders, and opinion leaders.	-	√	√	√	√	0.25					√	NPG	-
Engage community members and site communities and sustain LWC	-	√	√	√	√	0.4					√	NPG	-
Organise schools' education programmes.	-	√	√	√	√	0.3					√	NPG	-
Organise public hearings and town hall meetings.	-	√	√	√	√	0.175					√	NPG	-
Engage community-based institutions and groups.	-	√	√	√	√	0.175					√	NPG	-
Provide sponsorship support activities to the community and schools.	-	√	√	√	√	0.3					√	NPG	-

Projects	Location	Time Frame				Cost (Million)				Project Status		Implementing Instituion/ Department	
		Q I	Q 2	Q 3	Q 4	GoG	IGF	DP	Other	Ne w	Ongoi ng	Lead	Collaborating
Organise call-in sessions during radio and other live discussions/programmes	-	√	√	√	√	0.05					√	NPG	-
Commission publications in the media	-	√	√	√	√	0.05					√	NPG	-
Collaborate with appropriate institutions to introduce foundational courses in Nuclear Science and Technology.	-	√	√	√	√	0.2					√	NPG	-
Organise information teasers through identified live programmes	-	√	√	√	√	0.05					√	NPG	-
Plan and organise Tertiary debates and dialogue	-	√	√	√	√	0.15					√	NPG	-
Conduct an external post-community involvement and acceptance survey.	-	√	√	√	√	1					√	NPG	-
Regularly collate implementation submitted reports.	-	√	√	√	√	0.05					√	NPG	-
Evaluation of External Hazard	-	√	√	√	√	139.15				√		NPG	-
Develop Site Evaluation Report	-	√	√	√	√	6.05				√		NPG	-
Site Permit	-	√	√	√	√	90.75				√		NPG	NRA
Community Engagement	-	√	√	√	√	0.605					√	NPG	-
Resettlement	-	√	√	√	√	18.15				√		Lands Commission	NPG

Projects	Location	Time Frame				Cost (Million)				Project Status		Implementing Institution/ Department	
		Q 1	Q 2	Q 3	Q 4	GoG	IGF	DP	Other	New	Ongoing	Lead	Collaborating
Emergency Preparedness & response Infrastructure	-	√	√	√	√	6.05					√	NPG	-
Engage with potential financiers (e.g., government funds, export credit agencies, international banks) and negotiate funding mechanisms	-	√	√	√	√	12.1					√	MoEn>	NPG
Secure commitment with vendor for project financing commitment	-	√	√	√	√	12.1					√	-	NPG
Objectives: Develop regulatory frameworks for the promotion and efficient utilisation of bioenergy resources by the end of 2029													
Power Sector Regulation													
Licensing and implementation of projects to promote the electricity markets	Head Office		√	√		-	0.24	-	-		√	EC	-
Facilitation of the Implementation of the Performance Improvement Plan (PIP) - (Monitoring, Inspection and Enforcement of Regulations in the	Head Office & other Operational areas	√		√		-	0.19	-	-		√	EC	ECG, NEDCo, EPC, and GRIDCo

Projects	Location	Time Frame				Cost (Million)				Project Status		Implementing Instituion/ Department	
		Q I	Q 2	Q 3	Q 4	GoG	IGF	DP	Other	New	Ongoing	Lead	Collaborating
Electricity Distribution Sector)													
Certification of Electrical Wiring Practitioners	Head Office	√	√	√	√	-		-	6.10	-	√	EC	-
Inspection and enforcement of electrical wiring standards on facilities wired by practitioners	Head Office & other Operational areas	√	√	√	√	-	1.59	-	-	-	√	EC	-
Centre of excellence for certifying electrical wiring inspectors	Head Office	√	√	√	√	-	0.06	-	-	√	-	EC	-
Training of certified electrical wiring practitioners	Head Office	√	√	√	√	-	0.25	-	-	-	√	EC	-
Promotion on use of licensed/certified electrical wiring practitioners	Nationwide	√	√	√	√	-	0.50	-	-	-	√	EC	-
Promotion of the use of approved electrical wiring cables and electrical wiring accessories	Nationwide	√	√	√	√	-	0.50	-	-	-	√	EC	-
Update of Certified Electrician Database, Exam Registration Portal	Head Office	√	√	√	√	-	0.05	-	-	-	√	EC	-
Update of Certified Electrician Search engine and the Installation Completion Certification Mobile Application platform	Head Office	√	√	√	√	-	0.05	-	-	-	√	EC	-

Projects	Location	Time Frame				Cost (Million)				Project Status		Implementing Institution/ Department	
		Q 1	Q 2	Q 3	Q 4	GoG	IGF	DP	Other	New	Ongoing	Lead	Collaborating
Inspection and enforcement of electrical wiring standards in facilities with EV Charging Units/stations	Head Office & other Operational areas	√	√	√	√	-	0.12	-	-	√	-	EC	-
Awareness creation on the revised Electrical Wiring Standards and Regulations	Nationwide	√	√	√	√	-	0.25	-	-	√	-	EC	-
Review of the Ghana Electrical Wiring Guidelines	Head Office	√	√	√	√	-	0.32	-	-	√	-	EC	-
Inspection and enforcement on minimum technical specification of electrical wiring cables and accessories on the Market	Head Office & other Operational areas	√	√	√	√	-	0.37	-	1.57	√	-	EC	AFD
Awareness creation on the implementation and enforcement of the electrical wiring regulation – Ghana Police, Fire Service, GRA-Customs Div. etc	Nationwide	√	√	√	√	-	0.37	-	-	-	√	EC	-
Certification of the Inspection and enforcement team of the Electrical Wiring Section to strengthen technical competence and regulatory impact in conducting inspection and testing duties	Head Office	√	√	√	√	-	0.12	-	-	√	-	EC	-

Projects	Location	Time Frame				Cost (Million)				Project Status		Implementing Instituion/ Department	
		Q I	Q 2	Q 3	Q 4	GoG	IGF	DP	Other	New	Ongoing	Lead	Collaborating
Advanced Grid Code Enforcement and Compliance Platform	Head Office	√	√	√	√	-	0.35	-	-	√	-	EC	GRIDCo, Market Participants
Regulatory Benchmarking of Utility SCADA/EMS Infrastructure	Head Office	√	√	√	√	-	0.40	-	-	√	-	EC	All licensed Utilities
Development of CNG/LNG Transportation Regulations	Head Office	√	√	√	√	-	0.84	-	-	√	-	EC	AG Department, MoEN>
Inspections and Enforcement of Prescribed standards of Performance in the Natural Gas Industry	Head Office & other Operational areas	√	√	√	√	-	1.15	-	-	√	-	-	Licensees in the NG industry
Review of all Licence Texts	Head Office	√	√			-	0.31	-	-		√	EC	Technical Committee
Development of Natural Gas Distribution Franchise Plan for Ashanti, Western and Central	Head Office	√	√	√		-	2.83	-	-	-	√	EC	Licensees in the NG industry/ Industries manufacturing companies
Continuity of Supply and voltage quality inspections	Head Office	√	√	√	√	-	0.07	-	-	-	√	EC	ECG, NEDCo
Distribution Transformer load monitoring during coincidence and non-coincident peak	Operational Areas	√	√	√	√	-	0.05	-	-	-	√	EC	ECG, NEDCo

Projects	Location	Time Frame				Cost (Million)				Project Status		Implementing Instituion/ Department	
		Q I	Q 2	Q 3	Q 4	GoG	IGF	DP	Other	New	Ongoing	Lead	Collaborating
Quarterly reports and operational reports verification and validation	Head Office	√	√	√	√	-	0.02	-	-	-	√	EC	ECG, NEDCo, GRIDCo
Network improvement and expansion activities and updates of SLD	Head Office	√	√	√	√	-	0.03	-	-	-	√	EC	ECG, NEDCo, GRIDCo
Inspection of primary and installation of power quality analyzers on problematic feeders	Operational Areas	√	√	√	√	-	0.07	-	-	-	√	EC	ECG, NEDCo, GRIDCo
Inspection of secondary substations, feeder pillars and interconnecting circuits	Operational Areas	√	√	√	√	-	0.09	-	-	-	√	EC	ECG, NEDCo
Carry out audits of outage data by comparing the data with fault ledgers and real time data on distribution networks	Head Office	√	√	√	√	-	0.07	-	-	-	√	EC	ECG, NEDCo
Reactive and follow-up inspections	Operational Areas		√	√		-	0.03	-	-	-	√	EC	ECG, NEDCo, GRIDCo, IPPs
Inspections of negative sequence and load imbalance	Operational Areas	√	√	√		-	0.04	-	-	-	√	EC	ECG, NEDCo
Check SAIDI/SAIFI for Metro, Urban and Rural customers	Head Office	√	√	√		-	0.02	-	-	-	√	EC	ECG, NEDCo, GRIDCo
Carry out audits on Energy Meters	Head Office		√	√		-	0.04	-	-	√	-	EC	ECG, NEDCo, GRIDCo

Projects	Location	Time Frame				Cost (Million)				Project Status		Implementing Institution/ Department	
		Q 1	Q 2	Q 3	Q 4	GoG	IGF	DP	Other	New	Ongoing	Lead	Collaborating
Audit maintenance schedules and check Mean Time to Repair (MTTR)	Head Office	√				-	0.03	-	-	√	-	EC	ECG, NEDCo, GRIDCo
Examination of forced outages, unplanned maintenance and repairs, availability, thermal efficiency, emission and acoustic test reports	Head Office	√	√			-	0.12	-	-	-	√	EC	GRIDCo, IPPs
Technical training on ASME/PTC test codes certification for at least four staff	Head Office		√			-	0.30	-	-	√	-	EC	-
Procurement of Power quality analyzers (5) PPE (10 sets) 1000A current flex clamps Maintenance of test equipment	Head Office	√				-	1.90	-	-	√	-	EC	-
Update of Ghana Energy Database system	Head Office	√	√			-	0.50	-	-		√	EC	-
Update the Integrated Power Sector Master Plan (IPSMP)	Head Office	√	√	√	√	-	0.66	-	-		√	EC	-
Annual Energy Outlook	Head Office	√	√			-	0.07	-	-		√	EC	-
Operationalisation of the Electricity Market Oversight Panel	Head Office	√	√	√	√	-	5.30	-	-		√	EC	-

Projects	Location	Time Frame				Cost (Million)				Project Status		Implementing Institution/ Department	
		Q 1	Q 2	Q 3	Q 4	GoG	IGF	DP	Other	New	Ongoing	Lead	Collaborating
Market Monitoring and Publication of Market Information	Head Office	√	√	√	√	-	1.60	-	-		√	EC	-
Update of Ghana's Inventory and Mitigation Report for the Energy Sector	Head Office	√	√	√		-	0.11	-	-		√	EC	EPA
Annual Electricity Supply Plan	Head Office	√			√	-	0.07	-	-		√	EC	-
Off – grid Electricity Plan	Savanna and Bono East	√	√	√	√	-	0.20	-	-	√	-	EC	-
Update of the ESRP Model	Head Office	√	√	√	√	-	2.10	-	-	-	√	EC	ESRP secretariat
Compilation & Publication of 2027 Annual Report	Head Office	√	√	√	√	-	0.02	-	-	√	-	EC	-
Evaluation of EC Projects	Head Office	√	√	√	√	-	0.20	-	-	√	-	EC	-
Annual Renewable Energy Fair	Accra		√	√	√	-	2.00	-	-	-	√	EC	MoEN>, Private sector, Academia
EC Senior High Schools RE challenge	Nationwide	√	√	√	√	-	2.50	-	-	-	√	EC	MoEN>, GES
Energy Forum for Renewable Energy promotion	Nationwide	√	√	√	√	-	0.90	-	-	-	√	EC	-
Development of Regulations for Biofuel	Nationwide	√	√	√	√	-	0.30	-	-	-	√	EC	-

Projects	Location	Time Frame				Cost (Million)				Project Status		Implementing Instituion/ Department	
		Q I	Q 2	Q 3	Q 4	GoG	IGF	DP	Other	New	Ongoing	Lead	Collaborating
Promotion of Wood fuel and Biogas Regulations	Nationwide	√	√	√	√	-	0.10	-	-	-	√	EC	Associations
Sustainable Energy for All (SEforALL) Initiative	Nationwide	√	√	√	√	-	1.50	-	-	-	√	EC	-
National Clean Cooking Strategy and Investment Prospectus Roadshow and Behavioural Change Campaigns	Nationwide	√	√	√	√	-		-	4.24	-	√	EC	-
Monitoring of Renewable Energy Installations	Nationwide	√	√	√	√	-	0.10	-	-	-	√	EC	-
Implementation of Net-metering Scheme	Nationwide	√	√	√	√	-	0.30	-	-	-	√	EC, PURC	ECG, NEDCo
Technical Assistance Facility (TAF) to implement Sustainable Use of Natural Resources and Energy Finance Programme (SUNREF)	Nationwide	√	√	√	√	-		-	11.35	-	√	EC	Cal Bank, AFD
KfW Green Credit Facility	Nationwide	√	√	√	√	-		-	7.10	-	√	EC	DP, MoF, BoG
Licensing, Inspection and Enforcement of Renewable Energy Service Providers	Nationwide	√	√	√	√	-	0.50	-		-	√	EC	Service providers
Development of a Competitive Procurement Scheme to Increase Renewable Energy	Nationwide	√	√	√	√	-		-	2.42	-	√	EC	PURC, ECG, NEDCo

Projects	Location	Time Frame				Cost (Million)				Project Status		Implementing Instituion/ Department	
		Q I	Q 2	Q 3	Q 4	GoG	IGF	DP	Other	Ne w	Ongoi ng	Lead	Collaborating
Update of Certified Appliances Database, Registry, and Application	Head Office	√	√	√	√	-	0.05	-	-	-	√	EC	-
Development of Standards and Regulations for Electric Vehicle Charging Infrastructure	Head Office	√	√	√	√	-	0.40	-	-	-	√	EC	-
EV Awareness Creation and Industry Stakeholder Meetings	Head Office	√	√	√	√	-	0.50	-	-	-	√	EC	-
Inspection and Enforcement of Energy Efficiency Regulations through port inspections and market surveillance	Head Office	√	√	√	√	-	0.40	-	-	-	√	EC	-
Energy Efficiency Training and Promotion for Consumers	Head Office	√	√	√	√	-	0.50	-	-	-	√	EC	-
Stakeholder Engagement on the new Energy Efficiency Regulations	Head Office	√	√	√	√	-	0.30	-	-	-	√	EC	-
Promote technology upgrade (Incentive) for high-efficient electric motors, distribution transformers, ventilating and industrial fans as well as Monitoring, Verification and Reporting of savings in the industry	Head Office	√	√	√	√	-	0.30	-	-	√	-	EC	AGI

Projects	Location	Time Frame				Cost (Million)				Project Status		Implementing Institution/ Department	
		Q 1	Q 2	Q 3	Q 4	GoG	IGF	DP	Other	New	Ongoing	Lead	Collaborating
Training of Government agencies on Green Public Procurement of cooling appliances and regulated appliances	Head Office	√	√	√	√	-	0.40	-	-	-	√	EC	Public Procurement Authority
Increasing the scale and impact of regulated appliances through discount programmes (Rebate)	Head Office	√	√	√	√	-	1.00	-	-	√	-	EC	CEHA, Financial Institutions, EPA
Implementation of Energy Performance Certification (EPC) Regulations for Residential, Public & Commercial Buildings	Head Office	√	√	√	√	-	0.30	-	-	-	√	EC	-
Promote retrofitting and electrical re-wiring of existing buildings for energy efficiency	Head Office	√	√	√	√	-	0.30	-	-	-	√	EC	Ministry of Works, Housing and Water Resources, OHLGS, LUSPA, MMDA
Certification of Energy Audit Professionals (Sustainable Energy Services Centers, SESCOs)	Head Office	√	√	√	√	-	0.15	-	-	√	-	EC	-
Monitoring of Installed Capacitor Banks for Power Factor	Head Office	√	√	√	√	-	0.15	-	-	-	√	EC	-

Projects	Location	Time Frame				Cost (Million)				Project Status		Implementing Instituion/ Department	
		Q I	Q 2	Q 3	Q 4	GoG	IGF	DP	Other	New	Ongoing	Lead	Collaborating
Update of Database and Mobile Application for EV Charging Stations	Head Office	√	√	√	√	-	0.10	-	-	-	√	EC	-
Environmental Compliance Monitoring of Electricity Power Plant Facilities	Head Office	√	√	√	√	-	0.15	-	-	-	√	EC	EPA
Objectives: Develop regulations to promote and govern the bioenergy (biofuel, biogas and biomass) industry to enhance pricing mechanism by the end of 2029													
Programme : Petroleum Sector Regulation													
Enforcement of the Upstream Sector Policy and Legislation		√	√	√	√	-	-	-	-		√	MoEn>	PC, GNPC, EPA, GRA
Create an enabling environment to attract investment in the downstream industry	Nationwide	√	√	√	√	-	1.00	-	-		√	NPA	MoEn & GT, GIPC, EC
Make relevant information available to potential investors and partners (with GIPC)	NPA (HQ & Online)	√	√	√	√	-	1.8	-	-		√	NPA	MoEn>, GIPC, PETHUB
Review infrastructure gaps and propose to Ministry of Energy	Nationwide	√	√	√	√	-	TBD	-	-		√	NPA	MoEn>
Downstream Industry Energy Transition Sustainable Growth	NPA	√	√	√	√	-	TBD	-	-		√	NPA	MoEn & GT
Provide required technical and logistical assistance to the MoEn>	NPA & MoEnGT	√	√	√	√	-	0.09	-	-		√	MoEnGT	NPA

Projects	Location	Time Frame				Cost (Million)				Project Status		Implementing Instituion/ Department	
		Q I	Q 2	Q 3	Q 4	GoG	IGF	DP	Other	New	Ongoing	Lead	Collaborating
Develop frameworks for Promotion and attracting investments into sustainable downstream green transition projects	NPA HQ	√	√	√	√	-		-	-		√	NPA	MoEn>, EC
Improve transportation, storage & distribution efficiency incl. route optimisation & demurrage reduction	Nationwide depots & corridors	√	√	√	√	-		-	40.00		√	NPA	COMAC; BOST; TOU; GNTDU
Market surveillance & lab testing scale-up; anti-adulteration prosecutions	Nationwide	√	√	√	√	-	22	-	-		√	NPA	GSA; PSPs
Risk-based inspections; incident investigation; decommission unauthorized facilities; safety culture uplift	Nationwide	√	√	√	√	-	20	-	-		√	NPA	PSPs
Ensure facilities constructed/operated/decommissioned per law (permits, ESMP)	Nationwide	√	√	√	√	-	12	-	-		√	NPA	MMDAs; EPA; GSA
UPPF zonalization to enable safe & efficient distribution	Nationwide	√	√	√	√	-	500	-	-		√	NPA	CBOD; OMCs; BOST; GNTDU
Deploy ERDMS, Electronic Cargo Tracking (ECT), and Automatic Tank Gauging (ATGs) for NFMS integration	Nationwide depots & outlets	√	√	√	√	-	4000	-	-		√	NPA	MoEn> Service Providers

Projects	Location	Time Frame				Cost (Million)				Project Status		Implementing Institution/ Department	
		Q I	Q 2	Q 3	Q 4	GoG	IGF	DP	Other	New	Ongoing	Lead	Collaborating
Develop frameworks to attract investments into sustainable downstream projects	Nationwide	√	√	√	√	-		-	-		√	NPA	MoEn> EC
Regulate CNG activities (guidelines, ops manual, training, enforcement)	Nationwide	√	√	√	√	-	5	-	-		√	NPA	MoEn>
Promotion of Biofuels (policy, pilots, standards, market uptake)	Nationwide	√	√	√	√	-	40	-	-		√	NPA	EC; GSA; PSPs
Promotion of CNG & LNG (market development & safety)	Nationwide	√	√	√	√	-	40	-	-		√	NPA	GNGC; PSPs
Promotion of Sustainable Aviation Fuel (SAF)	Airports & jet fuel supply chain	√	√	√	√	-	10	-	-		√	NPA	GCAA; Airlines; BOST
Promotion of EV charging points at retail outlets (standards & licensing)	Selected retail outlets	√	√	√	√	-	4	-	-		√	NPA	EC; MMDAs; PSPs
Objective: Expand the total petroleum refinery capacity of the country Increase access to LPG nationwide													
Petroleum Sector Regulation Development													
Support expansion of national refining capacity (regulatory enablers & sequencing)	Nationwide	√	√	√	√	-	8	-	-		√	NPA	MoEn> TOR; Private

Projects	Location	Time Frame				Cost (Million)				Project Status		Implementing Instituion/ Department	
		Q 1	Q 2	Q 3	Q 4	GoG	IGF	DP	Other	New	Ongoing	Lead	Collaborating
Increase access to LPG (new safe LPG retail points in underserved districts)	Underserved districts	√	√	√	√	-	10	-	-		√	NPA	MMDAs; PSPs
Implement Cylinder Recirculation Model (CRM) year-1 rollout	Priority corridors	√	√	√	√	-	25	-	-		√	NPA	MoEn> GCMC; LPGMCs
Consumer education, awareness & protection (with GSA)	Nationwide	√	√	√	√	-	8	-	-		√	NPA	GSA; ISD
Public & stakeholder engagement on safety (separate from general stakeholder engagement)	Nationwide	√	√	√	√	-	4	-	-		√	NPA	NADMO; GNFS
Deepen stakeholder engagement; promote transparency & accountability	Nationwide	√	√	√	√	-	12	-	-		√	NPA	MoEn> COMAC; CBOD; PSPs
Sponsorships/financial support for supervisory institutions (MoEn>, Parliament, MDAs)	Accra & Regions	√	√	√	√	-	20	-	-		√	NPA	MoEn> Parliament; MDAs
Enforce Ghanaian Content & Participation regulations	Nationwide	√	√	√	√	-	12	-	-		√	NPA	MoEn>
HR capacity development (sector-wide)	Nationwide	√	√	√	√	-	4	-	-		√	NPA	CTVET; EC; PSPs
In-country fabrication promotion	Industrial clusters	√	√	√	√	-	8	-	-		√	NPA	PSIs; AGI; PSPs

Projects	Location	Time Frame				Cost (Million)				Project Status		Implementing Instituion/ Department	
		Q I	Q 2	Q 3	Q 4	GoG	IGF	DP	Other	Ne w	Ongoi ng	Lead	Collaborating
SME capacity development (supplier development clinics)	Nationwide	√	√	√	√	-	8	-	-		√	NPA	AGI; NBSSI/SME Agency
Promotion of women in leadership & decision-making	Sector institutions	√	√	√	√	-	10	-	-		√	NPA	MoEn> MDAs
Establish/strengthen focal unit for PWD inclusion	NPA HQ & Regions	√	√	√	√	-	5	-	-		√	NPA	PWD Secretariat; MDAs
Develop & implement gender/PWD policies across licensing & inspections	Nationwide	√	√	√	√	-	2	-	-		√	NPA	MMDAs; PSPs
CSR: Education & sensitisation support	Selected communities	√	√	√	√	-		-	-		√	NPA	MMDAs; NGOs
CSR: Health & infrastructure support	Selected communities	√	√	√	√	-		-	-		√	NPA	GHS; MMDAs
CSR: Sports & industry cooperation	Nationwide	√	√	√	√	-		-	-		√	NPA	NSA; Industry Associations
Stakeholder engagement & sensitisation for 24-hour operations	Nationwide	√	√	√	√	-	20	-	-		√	NPA	MoEn> MoELR; Unions
Infrastructure expansion for 24-hour operations (lighting, safety, systems)	Priority corridors & outlets	√	√	√	√	-	50	-	-		√	NPA	PSPs; MMDAs; GSA
Job creation initiatives linked to 24-hour operations	Nationwide	√	√	√	√	-	10	-	-		√	NPA	MoELR; PSPs

Projects	Location	Time Frame				Cost (Million)				Project Status		Implementing Instituion/ Department	
		Q I	Q 2	Q 3	Q 4	GoG	IGF	DP	Other	New	Ongoing	Lead	Collaborating
Joint research with Energy Commission on Auto-Gas demand studies & data collection	NPA/EC	√	√	√	√	-	0.08	-	-		√	NPA & EC	EC
Refurbish and re-distribute all recalled cylinders.	GCMC	√	√	√	√	-		-	2.00		√	MoEn>	NPA, GCMC
Routine and random inspection and monitoring	Pilot LPGMC Outlets	√	√	√	√	-		-	2.00		√	NPA	MoEn>
Engagement of LPGMCs and other players along the value chain	NPA/AO MC	√	√	√	√	-		-	1.00		√	NPA	MoEn>
Behavioural Change Strategy and Public Awareness strategy	NPA	√	√	√	√	-	1.8	-			√	MoEn>	MoEn>
Facilitate approval of mandate to regulate midstream gas activities.	NPA	√	√	√	√	-		-	2.00		√	MoEn>	NPA
Commence Guidelines and operational manual. Regulate CNG Activities	NPA	√	√	√	√	-	5	-	-		√	NPA	MoEn>
Enforcement of Ghanaian content and Ghanaian participation Regulations	NPA	√	√	√	√	-	3	-	-		√	NPA	MoEn>
Constitute a committee to set up a Centre of Excellence for the industry Develop and run appropriate programmes and workshops.	NPA	√	√	√	√	-	0.06	-	-		√	NPA	MoEn>

Projects	Location	Time Frame				Cost (Million)				Project Status		Implementing Instituion/ Department	
		Q I	Q 2	Q 3	Q 4	GoG	IGF	DP	Other	New	Ongoing	Lead	Collaborating
Deepen Inspections and monitoring regime. Investigate and record all industry incidents. Decommissioning of unauthorized facilities Improve safety culture of industry players	Nationwide	√	√	√	√	-	8	-	-		√	NPA	PSPs
Inspections and monitoring of relevant PSPs Investigate and record all industry incidents.	Premises of PSPs	√	√	√	√	-	4	-	-		√	NPA	GNGC
Develop a plan to address the needs identified. Periodic publication to stakeholders.	Nationwide	√	√	√	√	-	3	-	-		√	NPA	MoEn>
Deepen stakeholder engagement, promote transparency and accountability	Nationwide	√	√	√	√	-	5	-	-		√	NPA	MoEn> COMAC, CBOD, PSPs
Women employed in Management positions	NPA	√	√	√	√	-		-	-		√	NPA	MoEn>
Conduct joint research with Energy Commission on demand studies and data collection on Auto Gas	NPA/EC	√	√	√	√	-	0.08	-	-		√	NPA	EC
Stakeholder engagement & sensitisation for 24-hour operations	Nationwide	√	√	√	√	-	2	-	-		√	NPA	MoEn>, 24H+ Sec.

Projects	Location	Time Frame				Cost (Million)				Project Status		Implementing Instituion/ Department	
		Q I	Q 2	Q 3	Q 4	GoG	IGF	DP	Other	New	Ongoing	Lead	Collaborating
Infrastructure expansion for 24-hour operations (lighting, safety, systems)	Priority corridors & outlets	√	√	√	√	-	10	-	-		√	NPA	MoEn>, 24H+ Sec.
Job creation initiatives linked to 24-hour operations	Nationwide	√	√	√	√	-	2	-	-		√	NPA	MoEn>, 24H+ Sec.
Joint research with Energy Commission on Auto-Gas demand studies & data collection	NPA/EC	√	√	√	√	-	0.08	-	-		√	NPA	EC
Manage the National Data Repository	Petroleum Commission Head Office, Accra	√	√	√	√	-	5	-	-		√	PC	MoEn> GNPC
Undertake community engagements to improve social harmony in host communities	Petroleum Commission Head Office, Accra	√	√	√	√	-	0.375	-	-		√	PC	MoEn> GNPC
Undertake inspections and audits of petroleum activities.	Petroleum Commission Head Office, Accra	√	√	√	√	-	1	-	-		√	PC	MoEn> GNPC
Monitor and ensure accurate measurement of petroleum produced	Petroleum Commission Head Office, Accra	√	√	√	√	-	0.4	-	-		√	PC	MoEn> GNPC

Projects	Location	Time Frame				Cost (Million)				Project Status		Implementing Instituion/ Department	
		Q I	Q 2	Q 3	Q 4	GoG	IGF	DP	Other	New	Ongoing	Lead	Collaborating
Identify policy gaps in the upstream petroleum sector and make recommendations to the Minister.	Petroleum Commission Head Office, Accra	√	√	√	√	-	0.35	-	-		√	PC	MoEn> GNPC
Issue annually, a public report on petroleum resources and activities in Ghana.	Petroleum Commission Head Office, Accra	√	√	√	√	-	0.08	-	-		√	PC	MoEn> GNPC
Analyse petroleum economic information and submit economic forecasts on petroleum to the Minister.	Petroleum Commission Head Office, Accra	√	√	√	√	-	0.045	-	-		√	PC	MoEn> GNPC
Promote the utilisation of local goods, materials, and services.	Petroleum Commission Head Office, Accra	√	√	√	√	-	0.9124 5	-	-		√	PC	MoEn> GNPC
Facilitate the employment of women in the upstream petroleum industry.	Petroleum Commission Head Office, Accra	√	√	√	√	-	0.09	-	-		√	PC	MoEn> GNPC
Promote planned, well executed, sustainable and cost-efficient petroleum	Petroleum Commission Head	√	√	√	√	-	1	-	-		√	PC	MoEn>, GNPC

Projects	Location	Time Frame				Cost (Million)				Project Status		Implementing Instituion/ Department	
		Q I	Q 2	Q 3	Q 4	GoG	IGF	DP	Other	New	Ongoing	Lead	Collaborating
activities to achieve optimal levels of resource	Office, Accra												
Ensure efficient use of gas infrastructure	Petroleum Commission Head Office, Accra	√	√	√	√	-	0.5	-	-		√	PC	MoEn> GNPC
Develop a just and equitable upstream oil and gas transition plan	Petroleum Commission Head Office, Accra					-	0.4	-	-		√	PC	MoEn> GNPC
Objective: All energy sector agencies should implement climate change interventions by 2029													
All energy sector regulators should sensitize the public on impacts of energy sector activities on the environment and public health and safety by 2029													
Programme : Health Safety Security and Environment													
Implementation of the HSSE Manual	Nationwide	√	√	√	√	0.000968			-		√	MoEn>	Energy Sector Regulators
Monitoring of the National Climate change SMART Energy Action Plan	Nationwide		√		√	0.002904			-		√	MoEn>	Energy Sector Agencies
Implementation of the Health Safety and Environment Management System For Ministry of Energy	Nationwide	√	√	√	√	0.145200			-		√	MoEn>	Ghana National Fire Service
Monitoring of the State of HSE in the Energy Sector	Nationwide	√	√	√	√	0.000968			-		√	MoEn>	Energy Sector Regulators

Projects	Location	Time Frame				Cost (Million)				Project Status		Implementing Institution/ Department	
		Q I	Q 2	Q 3	Q 4	GoG	IGF	DP	Other	New	Ongoing	Lead	Collaborating
Gender Mainstreaming and persons with disability promotion													
Objective : To achieve adequate research, innovation and development													
Energy Sector Innovation, Research and Development													
Establish a centre of excellence - Technology and Research Centre (TARC)	Spintex	√	√	√	√	-	-	-	-		√	GNPC	
Develop Phase 1 Fluids Laboratory	Spintex	√	√	√	√	-	-	-	-		√	GNPC	Strategic technology Provider
Objective; Provide adequate social infrastructure or services to community members													
Programme: Social Development													
Completion of 6-Unit classroom block	Ntewusae – Oti Region	√	√	√	√	0.75					√	VRA/RTF	VRA MoEn> &
Construction of teachers' quarters	Aveme Danyigba – Volta Region	√	√	√	√	1.2					√	VRA/RTF	VRA, MoEn> &
Construction of computer laboratory	Vakpo Dunyo – Volta Region	√	√	√	√	0.6					√	VRA/RTF	VRA, MoEn & GT
Construction of teachers' quarters	Mem-Chemfre – Eastern Region	√	√	√	√	1.5					√	VRA/RTF	VRA, MoEn & GT

Projects	Location	Time Frame				Cost (Million)				Project Status		Implementing Instituion/ Department	
		Q I	Q 2	Q 3	Q 4	GoG	IGF	DP	Other	New	Ongoing	Lead	Collaborating
Rehabilitation of kindergarten and primary school blocks	Ntonaboma – Eastern Region	√	√	√	√	0.9				√		VRA/RTF	VRA, MoEn & GT
Water Project	Dominase – Eastern Region	√	√	√	√	1				√		VRA/RTF	VRA, MoEn & GT
Construction of drainage facility within the entire resettlement community	Wusuta-North Dayi	√	√	√	√					√		VRA/RTF	VRA, MoEn & GT
Construction of Information centre	Wusuta - North Dayi	√	√	√	√					√		VRA/RTF	VRA, MoEn & GT
Construction of Access Roads	Ehiamankyen-Krachi West	√	√	√	√					√		VRA/RTF	VRA, MoEn & GT
Provision of Premix fuel and nets to fishermen	Todome	√	√	√	√					√		VRA/RTF	VRA, MoEn & GT
Provision of solar panel and irrigation scheme to support all year round farming	New Osramanae	√	√	√	√					√		VRA/RTF	VRA, MoEn & GT
Construction of police station	Ntewusae	√	√	√	√					√		VRA/RTF	VRA, MoEn & GT
Registration of VRA Resettlement lands	11 Communities	√	√	√	√					√		VRA/RTF	VRA, MoEn & GT
Project support services	All communities	√	√	√	√							VRA/RTF	VRA, MoEn & GT

Projects	Location	Time Frame				Cost (Million)				Project Status		Implementing Institution/ Department	
		Q I	Q 2	Q 3	Q 4	GoG	IGF	DP	Other	New	Ongoing	Lead	Collaborating
TOTAL						1,859. 79	20,589. 29	4,674. 23	35,675. 75				

Table 17: 2029 Annual Action Plan

Projects	Location	Time Frame				Cost (Million)				Project Status		Implementing Institution/ Department	Collaborating
		Q1	Q2	Q3	Q4	GoG	IGF	DP	Other	New	Ongoing	Lead	
Objectives: 30% reduction in the cost of electricity by 2029													
Programme: Power Generation and Transmission													
132mw Repowering Project T3	Anwomaso	√	√	√	√	-	-	-	12,090.00		√	VRA	MoEn>
Wind Power (WPP1) Project 1		√	√	√	√	-	-	-	1,367.30		√	VRA	MoEn>
Utility Scale Solar Auction Project	Loagri (North East)	√	√	√	√	-	-	1,632.15	-		√	VRA	MoEn>/GR IDCo
Bongo Solar Power Project	Bongo	√	√	√	√	-	-	-	726.00		√	VRA	MoEn>
30 Mw Akuse Floating Solar Project	Akuse	√	√	√	√	-	-	-	90.50		√	VRA	MoEn>
16.5mw Pwalugu Solar Project (PHASE I-II)	Pwalugu	√	√	√	√	-	-	-	290.40		√	VRA	MoEn>
		√	√	√	√	-	-	-	1,016.40		√	VRA	MoEn>
Zebilla Solar PV	Zebila	√	√	√	√	-	-	-	242.00		√	VRA	MoEn>
Sawla Solar PV	SAWLA	√	√	√	√	-	-	-	1,294.70		√	VRA	MoEn>
Akosombo Gs Floating Solar (Phase I & Ii)	Akosombo	√	√	√	√	-	-	-	302.50		√	VRA	MoEn>

Projects	Location	Time Frame				Cost (Million)				Project Status		Implementing Institution/ Department	Collaborating
		Q1	Q2	Q3	Q4		GoG	IGF	DP		Other		
		√	√	√	√	-	-	-	3,630.00			VRA	
Loagri, Solar Pv (Phase I & II)	Loagri (North East)	√	√	√	√	-	-	-	1,089.00		√	VRA	MoEn>
		√	√	√	√	-	-	-	1,210.00		√	VRA	MoEn>
Hybrid Solar Wind Project (AMOMA)		√	√	√	√	-	-	-	3,630.00		√	VRA	MoEn>
Wenchi Solar PV		√	√	√	√	-	-	-	665.50		√	VRA	MoEn>
Objective: Reduce transmission losses to or below the regulatory benchmark of 4.1% Increase transmission capacity by 30% and reduce congestion-related outages by 40% by 2029.													
Programme: Power Generation and Transmission													
400/330 kV Ghana - Cote D'ivoire Interconnection Project	Ghana/ Dunkwaw	√	√	√	√	-	-	1,027.65	-	√		GRIDco	MoEn>
KFW – 330kV Accra – Kumasi transmission line	Accra-Kumasi	√	√	√	√	-	-	1,571.70	-	√		GRIDco	MoEn>
Upgrade of Western corridor transmission lines (Aboadze-Takoradi -Tarkwa – Prestea, Bogoso – Dunkwa – New	Aboadze, Takoradi, Prestea, Bogoso, Dunkwa,	√	√	√	√	-	-		-			GRIDco	-

Projects	Location	Time Frame				Cost (Million)				Project Status		Implementing Institution/ Department	Collaborating
		Q1	Q2	Q3	Q4	GoG	IGF	DP	Other	New	Ongoing	Lead	
Obuasi, Dunkwa – Ayanfuri – Asawinso)	New Obuasi, Ayanfuri, Asawinso												
Objective: 30% reduction in the cost of electricity by 2029													
Programme: Power Generation and Transmission													
404MW operating and maintenance	BGS, Bui					-	-	350.90	-	√		BPA	MoEn>
170MWp Solar operating and maintenance	BGS, Bui	√	√	√	√	-	27.83		-		√	BPA	MoEn>
30MWp Floating Solar (operation and maintenance)	BGS, Bui	√	√	√	√	-	11.616		-		√	BPA	MoEn>
50MW largescale Battery Energy Storage System (BESS) operation and maintenance	BGS, Bui	√	√	√	√	-	18.15		-	√		BPA	MoEn>
120kW Tsatsadu operation and maintenance	Tsatsadu, VR	√	√	√	√	-	0.1936		-		√	BPA	MoEn>
50MWp Solar. operation and maintenance	Yendi	√	√	√	√	-	8.1675		-		√	BPA	MoEn>
250MWp Solar PV operation and maintenance	Adubiyili Buipe Zebilla	√	√	√	√	-	96.8		-		√	BPA	MoEn>

Projects	Location	Time Frame				Cost (Million)				Project Status		Implementing Institution/ Department	Collaborating
		Q1	Q2	Q3	Q4	GoG	IGF	DP	Other	New	Ongoing	Lead	
200MW largescale Battery Energy Storage System (BESS) operation and maintenance	Adubiyili Buipe Zebilla	√	√	√	√	-	72.6		-		√	BPA	MoEn>
250MWp phase 2 of 500MWp Solar PV	Adubiyili Buipe Zebilla	√	√	√	√	-			-	√		BPA	MoEn>
60MW Mini Hydro plant (Run-off the river) operation and maintenance	Pra Ankobra Tano	√	√	√	√	-	97.284		-		√	BPA	MoEn>
4MW Mini Hydro plant (Run-off the river) operation and maintenance	Wli	√	√	√	√	-	6.4856		-		√	BPA	MoEn>
Objective: To provide reliable electricity access to 500 rural and island households by December 2029													
Programme: Power Distribution													
Self-Help Electrification Programme (SHEP) across the country	Nationwide	√	√	√	√	188.95	-	-	-		√	MoEn>	ECG,NEDCo
SHEP 4 Turnkey Electrification in 5 Regions (CWE) Phase II	Ashanti, Eastern, Western, Volta and Central Regions	√	√	√	√	145.2	-	-	-		√	MoEn>, CWE	ECG,NEDCo, MoF

Projects	Location	Time Frame				Cost (Million)				Project Status		Implementing Institution/ Department	Collaborating
		Q1	Q2	Q3	Q4	GoG	IGF	DP	Other	New	Ongoing	Lead	
Turnkey Electrification Project in the 5 Northern Regions by seven contractors	Northern, North East, Savanna, Upper West and Upper West Regions	√	√	√	√	300	-	-	-	√		MoEn>, Seven contractors(Multi Lead, New Modern World Com., Novus Logistics Ltd, Resource Access Ltd, Savana, Asuboa Wood Treatment & KGL Tech.)	NEDCo, MoF
TROPICAL - Local Turnkey Electrification Project – Phase II.	Upper West, Northern and Savannah Regions	√	√	√	√		-	121	-	√		MoEn> ,TCCL	VRA, NEDCo , MoF
SHEP 4 Turnkey Electrification project by M/S Eco International Limited	Eastern Region	√	√	√	√	20	-		-		√	MoEn>, MoF, Eco International	VRA, NEDCo ,
SHEP 4 Turnkey Electrification project by Thengashep Pty (Gh) Limited	Upper East Region	√	√	√	√		-	60.5	-	√		MoEn>, MoF, Thengashep	VRA, NEDCo , MoF

Projects	Location	Time Frame				Cost (Million)				Project Status		Implementing Institution/ Department	Collaborating
		Q1	Q2	Q3	Q4	GoG	IGF	DP	Other	New	Ongoing	Lead	
Objective: Address the gaps and overlaps, strengthen and enforce the legal, regulatory and fiscal frameworks.													
Programme: Petroleum Upstream													
License qualified entities to explore and produce petroleum.	Accra	√	√	√	√	0.40	-	-	-		√	NEDCo	MoEn>
Facilitate the implementation and monitoring of petroleum operations	Accra	√	√	√	√	-	-	-	-		√	MoEn>	PC, GNPC, E&P Companies,
Objective: Acquire sufficient data covering sedimentary basins with little or no data in the count													
Programme: Petroleum Upstream													
Interpretation of 4D Seismic data set	Jubilee Field-Offshore Western Region	√	√	√	√	-	-	-	-		√	Tullow	Partners
Interpretation of 4D Seismic dataset	TEN Field-Offshore Western Region	√	√	√	√	-	-	-	-		√	Tullow	Partners
Interpretation of Ocean Bottom Node (OBN) data set	TEN Field-Offshore	√	√	√	√	329.12	-	-	-	√		TGL	

Projects	Location	Time Frame				Cost (Million)				Project Status		Implementing Institution/ Department	Collaborating
		Q1	Q2	Q3	Q4	GoG	IGF	DP	Other	New	Ongoing	Lead	
	Western Region												
Process and interpret 1,200 lkm. sq	Block1 - Offshore Western Region	√	√	√	√		-	-	-	√		GNPC	-
Voltain Basin Project - Analyse the alternate technologies (Satellite Imagery and Airborne Transient Pulse)	Onshore	√	√			26.62	-	-	-		√	GNPC	-
Drill one (1) well	SGN Field					605.00	-	-	-		√	GNPC	-
Voltain Basin Project - Drill one (1) well	Onshore	√	√	√	√	363.00	-	-	-	√		GNPC	-
AI- Driven Exploration & Decision Support		√	√	√	√	36.30	-	-	-			GNPC	-
Oil Production & Gas Export	Offshore Western Region - Jubilee & SGN (OCTP) Fields	√	√	√	√						√	GNPC	-
Purchase the ~\$200 million TEN FPSO	Offshore Western Region	√	√	√	√	-					√	GNPC	-

Projects	Location	Time Frame				Cost (Million)				Project Status		Implementing Institution/ Department	Collaborating
		Q1	Q2	Q3	Q4	GoG	IGF	DP	Other	New	Ongoing	Lead	
Refinance the Tema LNG project	Tema	√	√	√	√	-					√	GNPC	
Skilled Artisans Project		√	√	√	√	-					√	GNPC	
Objectives: Increase access to LPG nationwide.													
Programme: Petroleum Downstream													
Reduce technical and commercial losses to improve operational efficiency	NEDCo Areas	√	√	√	√	-	201.55	-	-		√	NEDCo	MoEn>
Improve revenue collection and financial sustainability	NEDCo Areas	√	√	√	√	-	106.88	-	-		√	NEDCo	MoEn>
Extend electricity access to underserved communities	NEDCo Areas	√	√	√	√	-	126.83	185.57			√	NEDCo	MoEn>
Modernize aging infrastructure to enhance reliability and safety	NEDCo Areas	√	√	√	√	-	32.1	68.36		√		NEDCo	MoEn>
Improve customer satisfaction and service responsiveness	NEDCo Areas	√	√	√	√	-	29.16	-		√		NEDCo	MoEn>
Strengthen institutional governance and human capital development	NEDCo Areas	√	√	√	√	-	43.97	7.3		√		NEDCo	MoEn>
Enhance climate resilience of energy infrastructure	NEDCo Areas	√	√	√	√	-	1.86	-	√			NEDCo	MoEn>
Integrate renewable energy sources into the distribution mix	NEDCo Areas	√	√	√	√	-	1.03	-	√			NEDCo	MoEn>

Projects	Location	Time Frame				Cost (Million)				Project Status		Implementing Institution/ Department	Collaborating
		Q1	Q2	Q3	Q4	GoG	IGF	DP	Other	New	Ongoing	Lead	
Objectives: Ensure effective and efficient transportation, storage and distribution of petroleum and refined products to all parts of the country.													
Programme: Petroleum Downstream													
Complete construction of facility for BOST Petroleum Terminal	NEDCo Areas				√	-	-	-	1,210.00		√	BOST	-
Complete construction 30,000MT of LPG tanks at Tema, Kumasi, Takoradi and Buipe	NEDCo Areas				√	-	-	-	484.00		√	BOST	-
Continue construction of 70km 12-inch pipeline from Accra Plains to Akosombo and installation of surveillance systems	Tema, Akosombo	√				-	-	-	90.75		√	BOST	-
Complete construction of pipelines and installation of surveillance system 220km Tema- Kumasi Pipeline and begin construction	Tema- Kumasi				√	-	-	-	871.20		√	BOST	-
Purchase of additional 1No. tugboats and 2 barges	HQ, Accra				√	-	-		738.10		√	BOST	-
Develop policies to mainstream gender and persons with disabilities and promote competent women	HQ, Accra	√	√	√	√	-	3.03	-	-		√	BOST	-

Projects	Location	Time Frame				Cost (Million)				Project Status		Implementing Institution/ Department	Collaborating
		Q1	Q2	Q3	Q4	GoG	IGF	DP	Other	New	Ongoing	Lead	
into leadership positions within the company													
Provide funding to support research institutions in the downstream petroleum sector	HQ, Accra	√	√	√	√	-	-	-	-		√	BOST	-
Quarterly Monitoring & Evaluation of Projects	HQ, Accra	√	√	√	√	-	0.61	-	-		√	BOST	MoEn>, SIGA
Continuous maintenance of all facilities	All BOST depots	√	√	√	√	-	181.50	-	-		√	BOST	-
Objective: Expand the total petroleum refinery capacity of the country													
Programme: Petroleum Downstream													
To revamp the existing CDU capacity from 45,000bpsd to 60,000bpsd and to build a new 100,000BPSD with a hydrotreater Refinery Unit	TOR	√	√	√	√		1	-	0.10	√		TOR	MoEn>,
To build twenty (20) additional storage tanks for white products and 7 new tanks for LPG, construct pipelines and to reinstate 17 Out-of-Service Storage Tank	TOR	√	√	√	√			-	37	√		TOR	MoEn>,
To revamp and upgrade the existing loading gantries	TOR	√	√	√	√			-				TOR	MoEn>,

Projects	Location	Time Frame				Cost (Million)				Project Status		Implementing Institution/ Department	Collaborating	
		Q1	Q2	Q3	Q4		GoG	IGF	DP		Other			New
To add natural gas as an alternative fuel for our boilers	TOR	√	√	√	√							√	TOR	MoEn>,
Upgrading the existing Laboratory	TOR	√	√	√	√							√	TOR	MoEn>,
To install and commission an Automatic tank gauging system	TOR	√	√	√	√							√	TOR	MoEn>,
To install additional petrochemical units to the existing plant	TOR	√	√	√	√						88	√	TOR	MoEn>,
To build a new automated loading gantry	TOR	√	√	√	√						3	√	TOR	MoEn>,
To build an ultra-modern 200-bed hospital	TOR	√	√	√	√						38	√	TOR	MoEn>,
Objectives: Increase access to LPG nationwide.														
Objectives: Invest in gas pipelines to facilitate the distribution of natural gas throughout the country.														
Programme: Petroleum Downstream														
Construction of GPP Train 2 - Operational	Atuabo	√	√	√	√	-	4,840.00	-	-			√	GNGLC	MOEGT, MOF, PPP Partners
Construction of 278 km Takoradi–Tema Pipeline Operational handover	Takoradi–Tema corridor	√	√	√	√	-	6,655.00	-	-			√	GNGLC	MOEGT, MOF
Construction of 12” Pipeline to Eshiem Operational	Eshiem	√	√	√	√	-	145.20	-	-			√	GNGLC	-

Projects	Location	Time Frame				Cost (Million)				Project Status		Implementing Institution/ Department	Collaborating
		Q1	Q2	Q3	Q4		GoG	IGF	DP		Other		
Mainline Compressor T3-Operational	TBC	√	√	√	√	-	1,210.00	-	-		√	GNGLC	-
Commissioning Activities - Operational	Axim	√	√	√	√	-	302.50	-	-		√	GNGLC	NPA
Monetization of Pentanes - Operational	Atuabo	√	√	√	√	-	121.00	-	-		√	GNGLC	-
HIPPS Systems, Environmental assessments - Operational	Multiple Sites	√	√	√	√	-	60.50	-	-		√	GNGLC	EPA, MOEGT
Structuring PPPs, SPVs Ongoing Financial structuring, investor engagement	Accra	√	√	√	√	-	-	-	-		√	GNGLC	GoG, Lenders
Engagement with PURC - Analysis, modelling, regulatory submissions	Accra	√	√	√	√	-	-	-	-		√	GNGLC	PURC
Enhance recruitment process Develop recruitment plan for persons with disabilities	Multiple Sites	√	√	√	√	-	12.10	-	-		√	GNGLC	-
Research collaboration programme - Initiate adjunct lecturing	Multiple Sites	√	√	√	√	-	12.10				√	GNGLC	-
Objective: Expand the total petroleum refinery capacity of the country													
Programme: Petroleum Downstream													
Invest in continuous employee training and development	Accra	√				-	2.22	-	-		√	PHDC	MoEn>

Projects	Location	Time Frame				Cost (Million)				Project Status		Implementing Institution/ Department	Collaborating
		Q1	Q2	Q3	Q4	GoG	IGF	DP	Other	New	Ongoing	Lead	
Establish a robust rewards and recognition strategy	Accra					-	49.28	-	-		√	PHDC	MoEn>
Foster a positive workplace culture	Accra, Jomoro	√				-	3.37	-	-		√	PHDC	MoEn>
Streamline policies and procedures within the organisation	Accra	√				-	0.17	-	-		√	PHDC	MoEn>
Conduct a comprehensive operational audit of PHDC's operations, processes, and systems to evaluate their effectiveness	Accra, Jomoro	√				-	0.43	-	-		√	PHDC	MoEn>
Embed risk awareness at every layer of the institution to ensure effective risk management and mitigation	Accra, Jomoro		√			-	0.96	-	-		√	PHDC	MoEn>
Develop stakeholder communication strategy	Accra		√			-	11.16	-	-		√	PHDC	MoEn>
Foster community empowerment and enhance stakeholder development	Accra, Jomoro		√			-	16.51	-	-		√	PHDC	MoEn>
Strengthen ties with Investment Promotion Agencies (IPAs) to attract and retain investors	Accra	√	√	√	√	-	7.09	-	-		√	PHDC, GIPC	MoEn>
Enhance collaboration with private sector players to create	Accra		√	√	√	-	5.91	-	-		√	PHDC	MoEn>

Projects	Location	Time Frame				Cost (Million)				Project Status		Implementing Institution/ Department	Collaborating
		Q1	Q2	Q3	Q4	GoG	IGF	DP	Other	New	Ongoing	Lead	
a more conducive environment for investment by leveraging the expertise and resources of the private sector.													
Exchange industry data, research and technical expertise to drive innovation and enhance skills	Accra	√	√	√	√	-	1.48	-	-		√	PHDC, NITA	MoEn>
Create ready-to-share collaterals with detailed value propositions for investors to enhance the hub's appeal to potential investors	Accra	√	√	√	√	-	1.04	-	-		√	PHDC	MoEn>
Develop regular content to keep investors informed and engaged with the hub	Accra, Jomoro	√	√	√	√	-	2.53	-	-		√	PHDC	MoEn>
Develop an annual calendar for events and roadshows	Accra				√	-	8.30	-	-		√	PHDC	MoEn>
Strengthen Government-to-Government partnerships for mutual benefits	Accra				√	-	2.44	-	-	√		PHDC	MoEn>
Increase PHDC's brand awareness to position PHDC as a premier destination for petroleum and petrochemical investments.	Accra	√	√	√	√	-	20.42	-	-		√	PHDC	MoEn>

Projects	Location	Time Frame				Cost (Million)				Project Status		Implementing Institution/ Department	Collaborating	
		Q1	Q2	Q3	Q4	GoG	IGF	DP	Other	New	Ongoing	Lead		
Provide support services such as market assistance and feasibility studies to investors	Accra				√	-	6.39	-	-			√	PHDC, GIPC	MoEn>
Gather feedback and recommendations from investors	Accra				√	-	1.96	-	-			√	PHDC	MoEn>
Maximize local content policy to upskill indigenes	Jomoro	√	√	√	√	-	6.38	-	-			√	PHDC	MoEn>
Develop a decarbonization strategy to align the hub with transition to low carbon economy	Accra, Jomoro	√				-	3.91	-	-				PHDC	MoEn>
Objective: Expand installed renewable capacity (non-large-hydro) by 2030														
Programme: Renewable Energy														
Develop 35 minigrids, deploy solar home systems, deploy smart net-meters	All Regions	√	√	√	√	193.60	-	-	834.90			√	MoEn>/ SREP PIU	Energy Commission Ministry of Finance, VRA, ECG, NEDCo.
Develop mini-grids for 150 island communities within the Afram Plains North and South communities	Afram Plains North and South Districts	√	√	√	√		-	-	1,210.00			√	MoEn>, RE DIRECTORATE/ SREP PIU	UNOPS

Projects	Location	Time Frame				Cost (Million)				Project Status		Implementing Institution/ Department	Collaborating
		Q1	Q2	Q3	Q4	GoG	IGF	DP	Other	New	Ongoing	Lead	
All-in-one solar street lighting project	All Regions	√	√	√	√	200.00	-	-	-		√	MoEn>	Ministry of Finance, MMDAs
Solar lantern distribution project	All Regions	√	√	√	√	50.00	-	-	-		√	MoEn>	Ministry of Finance, MMDAs
European Commission Energy Parks Project	Savannah Region	√	√	√	√		-	-	70.95		√	MoEn>	Arhus University, Forestry Commission, PAPADEV, AGT, MASH MAKES, DTI
Water-Energy-Food Nexus Project	Greater Accra Region	√	√	√	√		-	-	60.50		√	MoEn>	KOAMI, KIAT, EC, MoF, GIDA, ECG
Ghana Goes Solar Project	All Regions	√	√	√	√		-	-	454.08		√	MoEn>	KfW, MoF
Establish the public facility sustainable energy action plan (PFSEAP) secretariat and mobilise 181 million dollars, complete NEESAP and RE Authority framework	All Regions	√	√	√	√		-	-	177.38		√	MoEn>, GIZ	EC, ECG, NEDCo, GRIDCo

Projects	Location	Time Frame				Cost (Million)				Project Status		Implementing Institution/ Department	Collaborating
		Q1	Q2	Q3	Q4	GoG	IGF	DP	Other	New	Ongoing	Lead	
Better Planet ICS and Mercuria Project	All Regions	√	√	√	√		-	-	2,420.00	√		MoEn>/ICS PIU	Better planet ltd of India,
Objectives: Ensure maximum education of the publics about the benefits associated with nuclear power. Develop and promote the supply of biofuels such as biogas and bioethanol for households and commercial use by the end of 2029.													
Programme: Alternative Energy													
Strengthen Cooperation with IAEA through TC projects and peer review	-	√	√	√	√	60.5					√	NPG	-
Leverage bilateral and Multilateral partners for knowledge transfer, capacity building and technical assistance	-	√	√	√	√	121					√	NPG	-
Strengthen cooperation and participate in global nuclear safety-related matters with advanced nuclear States	-	√	√	√	√	121					√	NPG	-
Develop project management tool to monitor project activities	-	√	√	√	√	0.15					√	NPG	-
Improve Management System to promote a strong safety culture	-	√	√	√	√	0.1					√	NPG	-
Implement programmes for the Management of Sensitive Information, and for Promotion of a Nuclear Security Culture	-	√	√	√	√	0.1					√	NPG	-

Projects	Location	Time Frame				Cost (Million)				Project Status		Implementing Institution/ Department	Collaborating
		Q1	Q2	Q3	Q4	GoG	IGF	DP	Other	New	Ongoing	Lead	
and Trustworthiness of Personnel													
-Review and Implementation of various Management System policies, strategies and processes	-	√	√	√	√	0.1					√	NPG	-
Build Capacity for pre-project activities	-	√	√	√	√	0.7					√	NPG	-
Establish formal relationships with media institutions.	-	√	√	√	√	0.05					√	NPG	-
Organise Media Workshops at regional and other levels	-	√	√	√	√	0.4					√	NPG	-
Facilitate scientific visits to nuclear facilities for the media.	-	√	√	√	√	0.15					√	NPG	-
Plan and organise media facility visits.	-	√	√	√	√	0.1					√	NPG	-
Equip the media with resources to enhance reportage.	-	√	√	√	√	0.1					√	NPG	-
Engage with identified media influencers / other personalities.	-	√	√	√	√	0.1					√	NPG	-
Monitor the media for published news on nuclear power technology.	-	√	√	√	√	0.05					√	NPG	-
Participate in conferences and exhibitions to educate and sustain support.	-	√	√	√	√	0.2					√	NPG	-

Projects	Location	Time Frame				Cost (Million)				Project Status		Implementing Institution/ Department	Collaborating
		Q1	Q2	Q3	Q4	GoG	IGF	DP	Other	New	Ongoing	Lead	
Engage government institutions agencies, and political parties.	-	√	√	√	√	0.05					√	NPG	-
Engage shareholding and allied institutions.	-	√	√	√	√	0.05					√	NPG	-
Engage universities / technical institutions.	-	√	√	√	√	0.05					√	NPG	-
Engage regulatory bodies	-	√	√	√	√	0.1					√	NPG	-
Engagement with non-governmental organisations and professional bodies	-	√	√	√	√	0.4					√	NPG	-
Engage traditional councils, community chiefs, elders, and opinion leaders.	-	√	√	√	√	0.1					√	NPG	-
Engage community members and site communities and sustain LWC	-	√	√	√	√	0.4					√	NPG	-
Organise schools' education programmes.	-	√	√	√	√	0.4					√	NPG	-
Organise public hearings and town hall meetings.	-	√	√	√	√	0.1					√	NPG	-
Engage community-based institutions and groups.	-	√	√	√	√	0.1					√	NPG	-
Provide sponsorship support activities to the community and schools.	-	√	√	√	√	0.2					√	NPG	-
Organise call-in sessions during radio and other live discussions/programmes	-	√	√	√	√	0.05					√	NPG	-

Projects	Location	Time Frame				Cost (Million)				Project Status		Implementing Institution/ Department	Collaborating
		Q1	Q2	Q3	Q4	GoG	IGF	DP	Other	New	Ongoing	Lead	
Commission publications in the media	-	√	√	√	√	0.05					√	NPG	-
Collaborate with appropriate institutions to introduce foundational courses in Nuclear Science and Technology.	-	√	√	√	√	0.15					√	NPG	-
Organise information teasers through identified live programmes	-	√	√	√	√	0.05					√	NPG	-
Plan and organise Tertiary debates and dialogue	-	√	√	√	√	0.1					√	NPG	-
Regularly collate implementation submitted reports.	-	√	√	√	√	0.05					√	NPG	-
Evaluation of External Hazard	-	√	√	√	√	145.2					√	NPG	-
Develop Site Evaluation Report	-	√	√	√	√	6.05					√	NPG	-
Site Permit	-	√	√	√	√	66.55					√	NPG	NRA
Community Engagement	-	√	√	√	√	2.42					√	NPG	-
Resettlement	-	√	√	√	√	21.78					√	Lands Commission	NPG
Engage with potential financiers (e.g., government funds, export credit agencies, international banks) and negotiate funding mechanisms	-	√	√	√	√	12.1					√	MoEn>	NPG

Projects	Location	Time Frame				Cost (Million)				Project Status		Implementing Institution/ Department	Collaborating
		Q1	Q2	Q3	Q4	GoG	IGF	DP	Other	New	Ongoing	Lead	
Secure commitment with vendor for project financing commitment	-	√	√	√	√	12.1					√	MoEn>	NPG
Develop plans for monitoring and protecting workers and the public	-	√	√	√	√	5.2					√	NPG	NPI
Reflect radiation protection plans in the plant's design requirements	-	√	√	√	√	7.8					√	NPG	NPI
Objectives: Ensure maximum education of the publics about the benefits associated with nuclear power. Develop and promote the supply of biofuels such as biogas and bioethanol for households and commercial use by the end of 2029.													
Programme: Alternative Energy													
Licensing and implementation of projects to promote the electricity markets	Head Office		√	√		-	0.25	-	-	-	√	EC	-
Facilitation of the Implementation of the Performance Improvement Plan (PIP) - (Monitoring, Inspection and Enforcement of Regulations in the Electricity Distribution Sector)	Head Office & other Operational areas	√		√		-	0.19	-	-	-	√	EC	ECG, NEDCo, EPC, and GRIDCo
Certification of Electrical Wiring Practitioners	Head Office	√	√	√	√	-	-	-	6.12	-	√	EC	-

Projects	Location	Time Frame				Cost (Million)				Project Status		Implementing Institution/ Department	Collaborating
		Q1	Q2	Q3	Q4	GoG	IGF	DP	Other	New	Ongoing	Lead	
Inspection and enforcement of electrical wiring standards on facilities wired by practitioners	Head Office & other Operational areas	√	√	√	√	-	1.60	-	-	-	√	EC	-
Training of certified electrical wiring practitioners	Head Office	√	√	√	√	-	0.02	-	-	-	√	EC	-
Promotion on use of licensed/certified electrical wiring practitioners	Nationwide	√	√	√	√	-	0.50	-	-	-	√	EC	-
Promotion of the use of approved electrical wiring cables and electrical wiring accessories	Nationwide	√	√	√	√	-	0.50	-	-	-	√	EC	-
Update of Certified Electrician Database, Exam Registration Portal	Head Office	√	√	√	√	-	0.01	-	-	-	√	EC	-
Update of Certified Electrician Search engine and the Installation Completion Certification Mobile Application platform	Head Office	√	√	√	√	-	0.05	-	-	-	√	EC	-
Inspection and enforcement of electrical wiring standards in facilities with EV Charging Units/stations	Head Office & other Operational areas	√	√	√	√	-	0.05	-	-	√	-	EC	-

Projects	Location	Time Frame				Cost (Million)				Project Status		Implementing Institution/ Department	Collaborating
		Q1	Q2	Q3	Q4	GoG	IGF	DP	Other	New	Ongoing	Lead	
Awareness creation on the revised Electrical Wiring Standards and Regulations	Nationwide	√	√	√	√	-	0.25	-	-	√	-	EC	-
Inspection and enforcement on minimum technical specification of electrical wiring cables and accessories on the Market	Head Office & other Operational areas	√	√	√	√	-	0.37	-	1.45	√	-	EC	-
Impact Assessment of the implementation and enforcement of technical specifications of electrical wiring cables and accessories	Head Office	√	√	√	√	-	0.78	-	-	√	-	EC	GSA
Certification of the Inspection and enforcement team of the Electrical Wiring Section to strengthen technical competence and regulatory impact in conducting inspection and testing duties.	Head Office	√	√	√	√	-	0.12	-	-	√		EC	-
Smart Meter Penetration and Regulatory Performance Tracker	Head Office	√	√	√	√	-	0.35	-	-	√	-	EC	ECG, NEDCo
National Electricity Market Compliance Audit	Head Office	√	√	√	√	-	0.10	-	-	√	-	EC	GRIDCo, Market participants

Projects	Location	Time Frame				Cost (Million)				Project Status		Implementing Institution/ Department	Collaborating
		Q1	Q2	Q3	Q4	GoG	IGF	DP	Other	New	Ongoing	Lead	
Procurement of an Independent Technical Auditor to audit the Ataubo Gas Processing Plant	Head Office	√	√	√	√	-	5.16	-	-	√	-	EC	GNGC, MoEN>
Inspections and Enforcement of Prescribed standards of Performance in the Natural Gas Industry	Head Office & other Operational areas	√	√	√	√	-	1.46	-	-	-	√	EC	Licensees in the NG industry
Implementation of Natural Gas Market Regulations	Head Office	√	√			-	0.92	-	-	√	-	EC	Licensees in the NG industry
Continuity of Supply and voltage quality inspections	Head Office	√	√	√	√	-	0.07	-	-	-	√	EC	ECG, NEDCo
Distribution Transformer load monitoring during coincidence and non-coincident peak	Head Office	√	√	√	√	-	0.05	-	-	-	√	EC	ECG, NEDCo
Quarterly reports and operational reports verification and validation	Head Office	√	√	√	√	-	0.02	-	-	-	√	EC	ECG, NEDCo, GRIDCo
Network improvement and expansion activities and updates of SLD	Head Office	√	√	√	√	-	0.03	-	-	-	√	EC	ECG, NEDCo, GRIDCo
Inspection of primary and installation of power quality	Operational Areas	√	√	√	√	-	0.07	-	-	-	√	EC	ECG, NEDCo, GRIDCo

Projects	Location	Time Frame				Cost (Million)				Project Status		Implementing Institution/ Department	Collaborating
		Q1	Q2	Q3	Q4	GoG	IGF	DP	Other	New	Ongoing	Lead	
analyzers on problematic feeders													
Inspection of secondary substations, feeder pillars and interconnecting circuits	Head Office & other Operational areas	√	√	√	√	-	0.09	-	-	-	√	EC	ECG, NEDCo
Carry out audits of outage data by comparing the data with fault ledgers and real time data on distribution networks	Head Office	√	√	√	√	-	0.07	-	-	-	√	EC	ECG, NEDCo
Reactive and follow-up inspections	Head Office & other Operational areas		√	√		-	0.03	-	-	-	√	EC	ECG, NEDCo, GRIDCo, IPPs
Inspections of negative sequence and load imbalance	Head Office & other Operational areas	√	√	√		-	0.04	-	-	-	√	EC	ECG, NEDCo
Check SAIDI/SAIFI for Metro, Urban and Rural customers	Head Office	√	√	√		-	0.02	-	-	-	√	EC	ECG, NEDCo, GRIDCo

Projects	Location	Time Frame				Cost (Million)				Project Status		Implementing Institution/ Department	Collaborating
		Q1	Q2	Q3	Q4	GoG	IGF	DP	Other	New	Ongoing	Lead	
Carry out audits on Energy Meters	Head Office		√	√		-	0.04	-	-	√	-	EC	ECG, NEDCo, GRIDCo
Audit maintenance schedules and check Mean Time to Repair (MTTR)	Head Office	√				-	0.03	-	-	√	-	EC	ECG, NEDCo, GRIDCo
Examination of forced outages, unplanned maintenance and repairs, availability, thermal efficiency, emission and acoustic test reports	Head Office	√	√			-	0.12	-	-	-	√	EC	GRIDCo, IPPs
Technical training on ASME/PTC test codes certification for at least four staff	Head Office		√			-	0.30	-	-	√	-	EC	-
Procurement of 1. PPE and clamp meters 2. Maintenance of test equipment	Head Office	√				-	2.00	-	-	√	-	EC	-
Update of Ghana Energy Database System	Head Office	√	√			-	0.55	-	-	-	√	EC	-
Update the Integrated Power Sector Master Plan (IPSMP)	Head Office	√	√	√	√	-	0.69	-	-	-	√	EC	-
Annual Energy Outlook	Head Office	√	√			-	0.08	-	-	-	√	EC	-

Projects	Location	Time Frame				Cost (Million)				Project Status		Implementing Institution/ Department	Collaborating
		Q1	Q2	Q3	Q4	GoG	IGF	DP	Other	New	Ongoing	Lead	
Operationalisation of the Electricity Market Oversight Panel	Head Office	√	√	√	√	-	5.57	-	-	-	√	EC	-
Market Monitoring and Publication of Market Information	Head Office	√	√	√	√	-	1.76	-	-	-	√	EC	-
Update of Ghana's Inventory and Mitigation Report for the Energy Sector	Head Office	√	√	√		-	0.11	-	-	-	√	EC	EPA
Annual Electricity Supply Plan	Head Office	√			√	-	0.08	-	-	-	√	EC	-
Off – grid Electricity Plan	Savanna and Bono East	√	√	√	√	-	0.20	-	-	√	-	EC	-
Appliance Ownership and Energy Use Survey of the Economy	Nationwide	√	√	√	√	-	10.00	-	-	√	-	EC	-
National Grid and Off- Grid electricity access computation	Nationwide	√	√	√	√	-	2.60	-	-	√	-	EC	MoEN>
Compilation & Publication of 2028 Annual Report	Head Office	√	√	√	√	-	0.03	-	-	√	-	EC	-
Evaluation of EC Projects	Head Office	√	√	√	√	-	0.20	-	-	√	-	EC	-
Annual Renewable Energy Fair	Accra		√	√	√	-	3.00	-	1.00	-	√	EC	MoEN>, Private sector, Academia

Projects	Location	Time Frame				Cost (Million)				Project Status		Implementing Institution/ Department	Collaborating
		Q1	Q2	Q3	Q4	GoG	IGF	DP	Other	New	Ongoing	Lead	
EC Senior High Schools RE challenge	Nationwide	√	√	√	√	-	3.50	-	0.50	-	√	EC	MoEN>, GES
Energy Forum for Renewable Energy promotion	Nationwide	√	√	√	√	-	0.90	-	-	-	√	EC	-
Sustainable Energy for All (SEforALL) Initiative	Nationwide	√	√	√	√	-	1.50	-	-	-	√	EC	-
National Clean Cooking Strategy and Investment Prospectus Roadshow and Behavioural Change Campaigns	Nationwide	√	√	√	√	-	-	-	4.24	-	√	EC	-
Monitoring of Renewable Energy Installations	Nationwide	√	√	√	√	-	0.10	-	-	-	√	EC	-
Promotion of Woodfuel and Biogas Regulations	Nationwide	√	√	√	√	-	0.10	-	-	-	√	EC	Associations
Implementation of Net-metering Scheme	Nationwide	√	√	√	√	-	0.30	-	-	-	√	EC, PURC	ECG, NEDCo
Technical Assistance Facility (TAF) to implement Sustainable Use of Natural Resources and Energy Finance Programme (SUNREF)	Nationwide	√	√	√	√	-	-	-	11.35	-	√	EC	Cal Bank, AFD
KfW Green Credit Facility	Nationwide	√	√	√	√	-	-	-	7.10	-	√	EC	DP, MoF, BoG

Projects	Location	Time Frame				Cost (Million)				Project Status		Implementing Institution/ Department	Collaborating
		Q1	Q2	Q3	Q4	GoG	IGF	DP	Other	New	Ongoing	Lead	
Licensing, Inspection and Enforcement of Renewable Energy Service Providers	Nationwide	√	√	√	√	-	0.30	-	-	-	√	EC	Service providers
Development of a Competitive Procurement Scheme to Increase Renewable Energy	Nationwide	√	√	√	√	-		-	2.42	-	√	EC	PURC, ECG, NEDCo
Update of Certified Appliances Database, Registry, and Application	Head Office	√	√	√	√	-	0.05	-	-	-	√	EC	-
Development of Standards and Regulations for Electric Vehicle Charging Infrastructure	Head Office	√	√	√	√	-	0.40	-	-	-	√	EC	-
EV Awareness Creation and Industry Stakeholder Meetings	Head Office	√	√	√	√	-	0.50	-	-	-	√	EC	-
Inspection and Enforcement of Energy Efficiency Regulations through port inspection and market surveillance	Head Office	√	√	√	√	-	0.40	-	-	-	√	EC	-
Energy Efficiency Training and Promotion for Consumers	Head Office	√	√	√	√	-	0.50	-	-	-	√	EC	-
Stakeholder Engagement on the new Energy Efficiency Regulations	Head Office	√	√	√	√	-	0.50	-	-	-	√	EC	-

Projects	Location	Time Frame				Cost (Million)				Project Status		Implementing Institution/ Department	Collaborating
		Q1	Q2	Q3	Q4	GoG	IGF	DP	Other	New	Ongoing	Lead	
Promote technology upgrade (Incentive) for high-efficient electric motors, distribution transformers, ventilating and industrial fans as well as Monitoring, Verification and Reporting of savings in the industry	Head Office	√	√	√	√	-	0.30	-	-	√	-	EC	AGI
Training of Government agencies on Green Public Procurement of cooling appliances and regulated appliances	Head Office	√	√	√	√	-	0.40	-	-	-	√	EC	Public Procurement Authority
Increasing the scale and impact of regulated appliances through discount programmes (Rebate)	Head Office	√	√	√	√	-	1.00	-	-	√	-	EC	CEHA, Financial Institutions, EPA
Promote retrofitting and electrical rewiring of existing buildings for energy efficiency	Head Office	√	√	√	√	-	0.30	-	-	-	√	EC	Ministry of Works, Housing and Water Resources, OHLGS, LUSPA, MMDA

Projects	Location	Time Frame				Cost (Million)				Project Status		Implementing Institution/ Department	Collaborating
		Q1	Q2	Q3	Q4	GoG	IGF	DP	Other	New	Ongoing	Lead	
Develop a guideline for energy efficient building materials (Glazing)	Head Office	√	√	√	√	-	0.50	-	-	-	√	EC	Ministry of Works, Housing and Water Resources, OHLGS, GSA, LUSPA, CSIR-Building and Road Research Institute
Implementation of Energy Performance Certification (EPC) Regulations for Residential, Public & Commercial Buildings	Head Office	√	√	√	√	-	0.30	-	-	-	√	EC	-
Certification of Energy Audit Professionals (Sustainable Energy Services Centers, SESCOs)	Head Office	√	√	√	√	-	0.20	-	-	-	√	EC	-
Monitoring of Installed Capacitor Banks for Power Factor Improvement and Energy Audit in Public and Private Institutions	Head Office	√	√	√	√	-	0.15	-	-	-	√	EC	-
Update of Database and Mobile Application for EV Charging Stations	Head Office	√	√	√	√	-	0.10	-	-	-	√	EC	-

Projects	Location	Time Frame				Cost (Million)				Project Status		Implementing Institution/ Department	Collaborating
		Q1	Q2	Q3	Q4	GoG	IGF	DP	Other	New	Ongoing	Lead	
Environmental Compliance Monitoring of Electricity Power Plant Facilities	Head Office	√	√	√	√	-	0.15	-	-	-	√	EC	EPA
Objective: Increase access to LPG nationwide													
Programme: Petroleum Downstream													
Manufacture of LPG Cylinders	Afiinya-Dawhenya Industrial Enclave	√	√	√			25.00				√	GCMC	-
• Implementation of revised Human Resource Manual.	Spintex and Afiinya-Dawhenya Industrial Enclave	√	√	√	√		0.075				√	GCMC	-
• Engage educational institutions in potential areas for research. • Research into operational areas requiring improvement.	Afiinya-Dawhenya Industrial Enclave	√	√	√	√		0.1				√	GCMC	-
• HSSE training for all members of staff • Continuous availabilities of PPEs • Engaging public of the safe	Spintex and Afiinya-Dawhenya Industrial Enclave	√	√	√	√		0.15				√	GCMC	-

Projects	Location	Time Frame				Cost (Million)				Project Status		Implementing Institution/ Department	Collaborating
		Q1	Q2	Q3	Q4	GoG	IGF	DP	Other	New	Ongoing	Lead	
use of LPG cylinders, using outlets													
Objectives: Develop regulations to promote and govern the bioenergy (biofuel, biogas and biomass) industry to enhance pricing mechanism by the end of 2029 Establish a certification regime for trained renewable energy technicians and engineers by the end of 2029													
Programme: Petroleum Sector Regulation													
Petroleum Sector Regulation													
Enforcement of the Upstream Sector Policy and Legislation		√	√	√	√	-	-	-	-		√	MoEn>	PC, GNPC, EPA, GRA
Create an enabling environment to attract investment in the downstream industry	Nationwide	√	√	√	√	-	1.00	-	-		√	NPA	MoEn & GT, GIPC, EC
Make relevant information available to potential investors and partners (with GIPC)	NPA (HQ & Online)	√	√	√	√	-	1.8	-	-		√	NPA	MoEn>, GIPC, PETHUB
Review infrastructure gaps and propose to Ministry of Energy	Nationwide	√	√	√	√	-	TBD	-	-		√	NPA	MoEn>
Downstream Industry Energy Transition Sustainable Growth	NPA	√	√	√	√	-	TBD	-	-		√	NPA	MoEn & GT

Projects	Location	Time Frame				Cost (Million)				Project Status		Implementing Institution/ Department	Collaborating
		Q1	Q2	Q3	Q4	GoG	IGF	DP	Other	New	Ongoing	Lead	
Provide required technical and logistical assistance to the MoEnGT	NPA & MoEnGT	√	√	√	√	-	0.09	-	-		√	MoEnGT	NPA
Develop frameworks for Promotion and attracting investments into sustainable Downstream green transition projects	NPA HQ	√	√	√	√	-		-	-		√	NPA	MoEnGT, EC
Improve transportation, storage & distribution efficiency incl. route optimisation & demurrage reduction	Nationwide depots & corridors	√	√	√	√	-		-	40.00		√	NPA	COMAC; BOST; TOU; GNTDU
Market surveillance & lab testing scale-up; anti-adulteration prosecutions	Nationwide	√	√	√	√	-	22	-	-		√	NPA	GSA; PSPs
Risk-based inspections; incident investigation; decommission unauthorized facilities; safety culture uplift	Nationwide	√	√	√	√	-	20	-	-		√	NPA	PSPs
Ensure facilities constructed/operated/decommissioned per law (permits, ESMP)	Nationwide	√	√	√	√	-	12	-	-		√	NPA	MMDAs; EPA; GSA
UPPF zonalization to enable safe & efficient distribution	Nationwide	√	√	√	√	-	500	-	-		√	NPA	CBOD; OMCs; BOST; GNTDU

Projects	Location	Time Frame				Cost (Million)				Project Status		Implementing Institution/ Department	Collaborating	
		Q1	Q2	Q3	Q4	GoG	IGF	DP	Other	New	Ongoing	Lead		
Deploy ERDMS, Electronic Cargo Tracking (ECT), and Automatic Tank Gauging (ATGs) for NFMS integration	Nationwide depots & outlets	√	√	√	√	-	4000	-	-			√	NPA	MoEn & GT; Service Providers
Develop frameworks to attract investments into sustainable downstream projects	Nationwide	√	√	√	√	-		-	-			√	NPA	MoEn & GT; EC
Regulate CNG activities (guidelines, ops manual, training, enforcement)	Nationwide	√	√	√	√	-	5	-	-			√	NPA	MoEn & GT
Promotion of Biofuels (policy, pilots, standards, market uptake)	Nationwide	√	√	√	√	-	40	-	-			√	NPA	EC; GSA; PSPs
Promotion of CNG & LNG (market development & safety)	Nationwide	√	√	√	√	-	40	-	-			√	NPA	GNGC; PSPs
Promotion of Sustainable Aviation Fuel (SAF)	Airports & jet fuel supply chain	√	√	√	√	-	10	-	-			√	NPA	GCAA; Airlines; BOST
Promotion of EV charging points at retail outlets (standards & licensing)	Selected retail outlets	√	√	√	√	-	4	-	-			√	NPA	EC; MMDAs; PSPs
Support expansion of national refining capacity (regulatory enablers & sequencing)	Nationwide	√	√	√	√	-	8	-	-			√	NPA	MoEn & GT; TOR; Private

Projects	Location	Time Frame				Cost (Million)				Project Status		Implementing Institution/ Department	Collaborating
		Q1	Q2	Q3	Q4	GoG	IGF	DP	Other	New	Ongoing	Lead	
Increase access to LPG (new safe LPG retail points in underserved districts)	Underserved districts	√	√	√	√	-	10	-	-		√	NPA	MMDAs; PSPs
Implement Cylinder Recirculation Model (CRM) year-1 rollout	Priority corridors	√	√	√	√	-	25	-	-		√	NPA	MoEn & GT; GCMC; LPGMCs
Consumer education, awareness & protection (with GSA)	Nationwide	√	√	√	√	-	8	-	-		√	NPA	GSA; ISD
Public & stakeholder engagement on safety (separate from general stakeholder engagement)	Nationwide	√	√	√	√	-	4	-	-		√	NPA	NADMO; GNFS
Deepen stakeholder engagement; promote transparency & accountability	Nationwide	√	√	√	√	-	12	-	-		√	NPA	MoEn & GT; COMAC; CBOD; PSPs
Sponsorships/financial support for supervisory institutions (MoEn>, Parliament, MDAs)	Accra & Regions	√	√	√	√	-	20	-	-		√	NPA	MoEn & GT; Parliament; MDAs
Enforce Ghanaian Content & Participation regulations	Nationwide	√	√	√	√	-	12	-	-		√	NPA	MoEn & GT
HR capacity development (sector-wide)	Nationwide	√	√	√	√	-	4	-	-		√	NPA	CTVET; EC; PSPs
In-country fabrication promotion	Industrial clusters	√	√	√	√	-	8	-	-		√	NPA	PSIs; AGI; PSPs

Projects	Location	Time Frame				Cost (Million)				Project Status		Implementing Institution/ Department	Collaborating	
		Q1	Q2	Q3	Q4	GoG	IGF	DP	Other	New	Ongoing	Lead		
SME capacity development (supplier development clinics)	Nationwide	√	√	√	√	-	8	-	-			√	NPA	AGI; NBSSI/SME Agency
Promotion of women in leadership & decision-making	Sector institutions	√	√	√	√	-	10	-	-			√	NPA	MoEn & GT; MDAs
Establish/strengthen focal unit for PWD inclusion	NPA HQ & Regions	√	√	√	√	-	5	-	-			√	NPA	PWD Secretariat; MDAs
Develop & implement gender/PWD policies across licensing & inspections	Nationwide	√	√	√	√	-	2	-	-			√	NPA	MMDAs; PSPs
CSR: Education & sensitisation support	Selected communities	√	√	√	√	-		-	-			√	NPA	MMDAs; NGOs
CSR: Health & infrastructure support	Selected communities	√	√	√	√	-		-	-			√	NPA	GHS; MMDAs
CSR: Sports & industry cooperation	Nationwide	√	√	√	√	-		-	-			√	NPA	NSA; Industry Associations
Stakeholder engagement & sensitisation for 24-hour operations	Nationwide	√	√	√	√	-	20	-	-			√	NPA	MoEn & GT; MoELR; Unions
Infrastructure expansion for 24-hour operations (lighting, safety, systems)	Priority corridors & outlets	√	√	√	√	-	50	-	-			√	NPA	PSPs; MMDAs; GSA

Projects	Location	Time Frame				Cost (Million)				Project Status		Implementing Institution/ Department	Collaborating
		Q1	Q2	Q3	Q4	GoG	IGF	DP	Other	New	Ongoing	Lead	
Job creation initiatives linked to 24-hour operations	Nationwide	√	√	√	√	-	10	-	-		√	NPA	MoELR; PSPs
Joint research with Energy Commission on Auto-Gas demand studies & data collection	NPA/EC	√	√	√	√	-	0.08	-	-		√	NPA & EC	EC
Refurbish and re-distribute all recalled cylinders.	GCMC	√	√	√	√	-		-	2.00		√	MoEn>	NPA, GCMC
Routine and random inspection and monitoring	Pilot LPGMC Outlets	√	√	√	√	-		-	2.00		√	NPA	MoEn>
Engagement of LPGMCs and other players along the value chain	NPA/AO MC	√	√	√	√	-		-	1.00		√	NPA	MoEn>
Behavioural Change Strategy and Public Awareness strategy	NPA	√	√	√	√	-	1.8	-			√	MoEn>	MoEn>
Facilitate approval of mandate to regulate midstream gas activities.	NPA	√	√	√	√	-		-	2.00		√	MoEn>	NPA
Commence Guidelines and operational manual. Regulate CNG Activities	NPA	√	√	√	√	-	5	-	-		√	NPA	MoEn>
Enforcement of Ghanaian content and Ghanaian participation Regulations	NPA	√	√	√	√	-	3	-	-		√	NPA	MoEn>
Constitute a committee to set up a Centre of Excellence for	NPA	√	√	√	√	-	0.06	-	-		√	NPA	MoEn>

Projects	Location	Time Frame				Cost (Million)				Project Status		Implementing Institution/ Department	Collaborating
		Q1	Q2	Q3	Q4	GoG	IGF	DP	Other	New	Ongoing	Lead	
the industry Develop and run appropriate programmes and workshops.													
Deepen Inspections and monitoring regime. Investigate and record all industry incidents. Decommissioning of unauthorized facilities Improve safety culture of industry players	Nationwide	√	√	√	√	-	8	-	-		√	NPA	PSPs
Inspections and monitoring of relevant PSPs Investigate and record all industry incidents.	Premises of PSPs	√	√	√	√	-	4	-	-		√	NPA	GNGC
Develop a plan to address the needs identified. Periodic publication to stakeholders.	Nationwide	√	√	√	√	-	3	-	-		√	NPA	MoEn>
Deepen stakeholder engagement, promote transparency and accountability	Nationwide	√	√	√	√	-	5	-	-		√	NPA	MoEn>, COMAC, CBOD, PSPs
Women employed in Management positions	NPA	√	√	√	√	-		-	-		√	NPA	MoEn>
Conduct joint research with Energy Commission on	NPA/EC	√	√	√	√	-	0.08	-	-		√	NPA	EC

Projects	Location	Time Frame				Cost (Million)				Project Status		Implementing Institution/ Department	Collaborating
		Q1	Q2	Q3	Q4	GoG	IGF	DP	Other	New	Ongoing	Lead	
demand studies and data collection on Auto Gas													
Stakeholder engagement & sensitisation for 24-hour operations	Nationwide	√	√	√	√	-	2	-	-		√	NPA	MoEn>, 24H+ Sec.
Infrastructure expansion for 24-hour operations (lighting, safety, systems)	Priority corridors & outlets	√	√	√	√	-	10	-	-		√	NPA	MoEn>, 24H+ Sec.
Job creation initiatives linked to 24-hour operations	Nationwide	√	√	√	√	-	2	-	-		√	NPA	MoEn>, 24H+ Sec.
Joint research with Energy Commission on Auto-Gas demand studies & data collection	NPA/EC	√	√	√	√	-	0.08	-	-		√	NPA	EC
Objectives: Acquire sufficient data covering sedimentary basins with little or no data in the count													
Programme: Petroleum Sector Regulation													
Manage the National Data Repository	Petroleum Commission	√	√	√	√	-	5	-	-		√	PC	MoEn>, GNPC
Undertake community engagements to improve social harmony in host communities	Petroleum Commission	√	√	√	√	-	0.375	-	-		√	PC	MoEn> GNPC
Undertake inspections and audits of petroleum activities.	Petroleum Commission	√	√	√	√	-	1	-	-		√	PC	MoEn> GNPC

Projects	Location	Time Frame				Cost (Million)				Project Status		Implementing Institution/ Department	Collaborating
		Q1	Q2	Q3	Q4	GoG	IGF	DP	Other	New	Ongoing	Lead	
Monitor and ensure accurate measurement of petroleum produced	Petroleum Commission	√	√	√	√	-	0.4	-	-		√	PC	MoEn>, GNPC
Identify policy gaps in the upstream petroleum sector and make recommendations to the Minister.	Petroleum Commission	√	√	√	√	-	0.35	-	-		√	PC	MoEn>, GNPC
Issue annually, a public report on petroleum resources and activities in Ghana.	Petroleum Commission	√	√	√	√	-	0.08	-	-		√	PC	MoEn> GNPC
Analyse petroleum economic information and submit economic forecasts on petroleum to the Minister.	Petroleum Commission	√	√	√	√	-	0.045	-	-		√	PC	MoEn> GNPC
Promote the utilisation of local goods, materials, and services.	Petroleum Commission	√	√	√	√	-	0.91245	-	-		√	PC	MoEn>, GNPC
Facilitate the employment of women in the upstream petroleum industry.	Petroleum Commission	√	√	√	√	-	0.09	-	-		√	PC	MoEn> GNPC
Promote planned, well executed, sustainable and cost-efficient petroleum activities to achieve optimal levels of resource	Petroleum Commission	√	√	√	√	-	1	-	-		√	PC	MoEn> GNPC
Ensure efficient use of gas infrastructure	Petroleum Commission	√	√	√	√	-	0.5	-	-		√	PC	MoEn> GNPC

Projects	Location	Time Frame				Cost (Million)				Project Status		Implementing Institution/ Department	Collaborating	
		Q1	Q2	Q3	Q4	GoG	IGF	DP	Other	New	Ongoing	Lead		
Develop a just and equitable upstream oil and gas transition plan	Petroleum Commission					-	0.4	-	-			√	PC	MoEn> GNPC
Objectives: Ensure that petroleum activities are conducted in an environmentally sustainable manner.														
Programme: Health, Safety, Security and Environment														
Implementation of the HSSE Manual	Nationwide	√	√	√	√	0.00106			-			√	MoEn>	Energy Sector Regulators
Monitoring of the National Climate change SMART Energy Action Plan	Nationwide		√		√	0.003194		-	-			√	MoEn>	Energy Sector Agencies
Implementation of the Health Safety and Environment Management System For Ministry of Energy	Nationwide	√	√	√	√	0.159720		-	-			√	MoEn>	Ghana National Fire Service
Monitoring of the State of HSE in the Energy Sector	Nationwide	√	√	√	√	0.00106		-	-			√	MoEn>	Energy Sector Regulators
Objective: To achieve equality by integrating gender and disability concerns and perspectives in the energy sector by 2029														
Programme: Gender Mainstreaming and persons with disability promotion														
Increase intake of women and persons with disabilities.	Spintex and Afienya-Dawhenya Industrial Enclave	√	√	√	√								GCMC	MoEn>
Objectives: Ensure adequate development and production infrastructure for upstream operations														
Programme: Energy Sector Innovation Research and Development														

Projects	Location	Time Frame				Cost (Million)				Project Status		Implementing Institution/ Department	Collaborating
		Q1	Q2	Q3	Q4	GoG	IGF	DP	Other	New	Ongoing	Lead	
Establish a centre of excellence - Technology and Research Centre (TARC)	Spintex	√	√	√	√	-	-	-	-		√	GNPC	
Develop Phase 1 Fluids Laboratory	Spintex	√	√	√	√		-	-	-		√	GNPC	Strategic technology Provider
Objectives: Improve inclusive and equitable access to, and participation in education at all levels in impacted communities													
To accelerate the provision of adequate, safe and affordable water within the resettlement communities													
Improve the environmental sanitation conditions in the communities													
Programme: Social Development													
Social Development													
Rehabilitation of clinic and nurses' quarters	New Oworobong – Eastern Region	√	√	√	√	1.3				√		VRA/RTF	VRA, MoEn & GT
Rehabilitation of 3-Unit and 6-Unit classroom block	Asukawka w – Oti Region	√	√	√	√	0.9				√		VRA/RTF	VRA, MoEn & GT
Water project	Ehiamank yene – Oti Region	√	√	√	√	0.06				√		VRA/RTF	VRA, MoEn & GT
Rehabilitation of primary and JHS school blocks	Bau-Kafaba –	√	√	√	√	0.85				√		VRA/RTF	VRA, MoEn & GT

Projects	Location	Time Frame				Cost (Million)				Project Status		Implementing Institution/ Department	Collaborating
		Q1	Q2	Q3	Q4	GoG	IGF	DP	Other	New	Ongoing	Lead	
	Savannah Region												
Rehabilitation of kindergarten and 6-Unit classroom blocks	Grubi – Oti Region	√	√	√	√	0.85				√		VRA/RTF	VRA, MoEn & GT
Construction of 3-Unit classroom block	Tokoroano – Oti Region	√	√	√	√	0.8				√		VRA/RTF	VRA, MoEn & GT
Renovation of classroom blocks and supply of furniture	Bowiri Odumasi-Biakoye	√	√	√	√	0.85				√		VRA/RTF	VRA, MoEn & GT
Construction of institutional toilet facility	Bowiri Odumasi-Biakoye	√	√	√	√	0.8				√		VRA/RTF	VRA, MoEn & GT
Renovation of school structures at the JHS	Nkonya Wurupong	√	√	√	√	0.9				√		VRA/RTF	VRA, MoEn & GT
Construction of 6-unit classroom block for the primary	Nkonya Wurupong	√	√	√	√	1.3				√		VRA/RTF	VRA, MoEn & GT
Construction of Borehole	Nkonya Wurupong	√	√	√	√	0.06				√		VRA/RTF	VRA, MoEn & GT
Renovation of institutional toilet facilities	Nkonya Wurupong	√	√	√	√	0.85				√		VRA/RTF	VRA, MoEn & GT
Renovation of institutional toilet facilities	Nkonya Wurupong	√	√	√	√	0.85				√		VRA/RTF	VRA, MoEn & GT

Projects	Location	Time Frame				Cost (Million)				Project Status		Implementing Institution/ Department	Collaborating
		Q1	Q2	Q3	Q4	GoG	IGF	DP	Other	New	Ongoing	Lead	
Construction of drainage facilities	11 communities	√	√	√	√					√		VRA/RTF	VRA, MoEn & GT
Reshaping and gravelling of feeder road	8 communities	√	√	√	√					√		VRA/RTF	VRA, MoEn & GT
Construction of Access Roads to farm lands	20 communities	√	√	√	√					√		VRA/RTF	VRA, MoEn & GT
Provision of street lights	30 communities	√	√	√	√					√		VRA/RTF	VRA, MoEn & GT
Provision of agriculture loans to farmers to enable purchase farm inputs)	40 communities	√	√	√	√					√		VRA/RTF	VRA, MoEn & GT
Provision of support services (extension services, inputs and equipment) to local farmers	33 communities	√	√	√	√					√		VRA/RTF	VRA, MoEn & GT
Construction of police station	4 Communities	√	√	√	√					√		VRA/RTF	VRA, MoEn & GT
Registration of VRA Resettlement lands	25 Communities	√	√	√	√					√		VRA/RTF	VRA, MoEn & GT
Project support services	All communities	√	√	√	√					√		VRA/RTF	VRA, MoEn & GT

Projects	Location	Time Frame				Cost (Million)				Project Status		Implementing Institution/ Department	Collaborating
		Q1	Q2	Q3	Q4	GoG	IGF	DP	Other	New	Ongoing	Lead	
TOTAL						3,055.13	19,583.67	5,025.13	36,512.05				

CHAPTER SEVEN

MONITORING AND EVALUATION ARRANGEMENTS

INTRODUCTION

This chapter outlines the monitoring and evaluation arrangements of the Energy Sector. It highlights the key roles of stakeholders, the results framework for monitoring implementation of the medium-term development plan as well as the evaluation and participatory monitoring and evaluation to be conducted during the period. To ensure that the indicators are well presented, it has been presented in a monitoring matrix which summarises and presents the key indicators, baselines, targets, frequency of data collection as well as the responsibility for gathering the data on the indicators. The plans were carried out taking into consideration the National Monitoring and Evaluation Manual, which supplements the guidelines for preparing District and Sector Medium -Term Development Plans.

Stakeholders Analysis This table illustrates analysis of the role of various stakeholders with respect to Monitoring and Evaluation

Table 18: Stakeholders Analysis

STAKEHOLDERS	NEEDS/INTEREST/RESPONSIBILITIES	INVOLVEMENT
Office of the President	<ul style="list-style-type: none"> • Represents Government Interests, Guidelines and Performance targets and Advisory Services • Technical Assistance and Regulate on Technical Policy direction in the Energy Sector 	M&E Results Reporting, Project Inspection
Parliament	<ul style="list-style-type: none"> • Decision Making, Monitoring of programs, Accountability • Oversight responsibility for Energy sector institutions • Decision making, common funds for programmes and projects, etc. 	<ul style="list-style-type: none"> • M&E Results Reporting, Project Inspection • Briefings, parliamentary sessions, oversight reports • M&E seminars & meetings, supervision, project inspection, evaluations, M&E results reporting and dissemination, etc.
National Development Planning Commission	<ul style="list-style-type: none"> • Policy Direction 	<ul style="list-style-type: none"> • M&E Results Reporting, Project Inspection
Media	<ul style="list-style-type: none"> • Dissemination of information • Transparency, information dissemination, public awareness 	<ul style="list-style-type: none"> • Dissemination and communication of information

STAKEHOLDERS	NEEDS/INTEREST/RESPONSIBILITIES	INVOLVEMENT
Office of the Head of Civil Service (OHCS)	<ul style="list-style-type: none"> • 	<ul style="list-style-type: none"> •
Municipal, Metropolitan, and District Assemblies	<ul style="list-style-type: none"> • Transparency, local benefits, environmental safety, community • Accountability, advocacy, transparency, social inclusion 	<ul style="list-style-type: none"> • Participatory M&E, feedback provision, community scorecards, dissemination of results
PPMEDs of Sector Agencies	<ul style="list-style-type: none"> • Policy direction, regulatory oversight, energy sector governance • Project implementation, operations management, reporting obligations • Policy Advice on energy matters • Updates on industry activities • Update on national energy plans • GPP Train 2, gas supply planning, pricing negotiations • Policy approval for all MTDP interventions, infrastructure planning • Policy direction, guidelines, capacity building, etc. 	<ul style="list-style-type: none"> • M&E plan preparation, supervision, project inspections, evaluations, M&E results dissemination and reporting • Research, capacity building • Stakeholder engagement, publication of reports • Data analysis and publication of plans • Regular technical meetings, MoUs, joint planning • Policy dialogue, formal approvals, steering committees • M&E Plan preparation, evaluations, supervision, project inspection, evaluations, M&E results reporting and dissemination, etc.
Public Utility Regulatory Commission	<ul style="list-style-type: none"> • Granting of licences to operate • Tariff approvals for lean gas and NGLs • 	<ul style="list-style-type: none"> • Develop and publish licensing requirements • Develop Service Level Agreements (SLAs) • Develop customer service competencies • Establish Operating Standards, benchmarks • Technical consultations, tariff hearings, regulatory filings
State Interests and Governance Authority (SIGA)	<ul style="list-style-type: none"> • Compliance monitoring, performance evaluation, advisory services 	<ul style="list-style-type: none"> • M&E results review, supervision, project inspections,

STAKEHOLDERS	NEEDS/INTEREST/RESPONSIBILITIES	INVOLVEMENT
	<ul style="list-style-type: none"> • Policy direction, guidelines, capacity building, etc. 	<ul style="list-style-type: none"> • evaluations, M&E results dissemination • M&E Plan preparation, evaluations, supervision, project inspection, evaluations, M&E results reporting and dissemination, etc.
Public Interest Accountability Committee (PIAC)	<ul style="list-style-type: none"> • Monitors compliance with Petroleum Revenue Management Act 	<ul style="list-style-type: none"> • Oversight on revenue usage from MTDP projects
Ministry of Finance	<ul style="list-style-type: none"> • Financial support for projects like GPP Train 2, PPP structuring 	<ul style="list-style-type: none"> • Budget allocations, financial negotiations
Development Partners	<ul style="list-style-type: none"> • Financial and technical support, transparency, capacity building • Licensing for pipelines, GPP operations, standards enforcement • Regulation of LPG infrastructure like Bottling Plant 	<ul style="list-style-type: none"> • Communication of M&E results, public engagement, accountability reporting • Regulatory filings, compliance reporting • Licensing, standards reviews, technical consultations
Private Sector Organizations (AOMCs, CBOD, COPEC, etc.)	<ul style="list-style-type: none"> • Statutory payments • Education & Awareness/Capacity building on energy management • Supply equipment for verification testing • Integration for regional supply including Côte d'Ivoire pipeline • Advocacy, financial and material resources, transparency and accountability, etc. 	<ul style="list-style-type: none"> • Provide training to enhance skills & knowledge of personnel within public institutions regarding energy management & conservation practices • Regular stakeholder engagement, publication of performance report. • Technical collaboration, commercial agreements • M&E seminars & meetings, supervision, project inspection, PM&E, data collection, M&E results reporting, etc.
Importers & Retailers of regulated energy efficiency appliance	<ul style="list-style-type: none"> • Registration of importers • Ensure compliance with regulations 	<ul style="list-style-type: none"> • Establish clear and comprehensive guidelines and standards for energy efficiency appliances.

STAKEHOLDERS	NEEDS/INTEREST/RESPONSIBILITIES	INVOLVEMENT
		<ul style="list-style-type: none"> • ▪ Collaborate with • GSA to establish more testing facilities • ▪ Regular inspections and engagement with industry players • ▪ Implement penalties and enforcement actions against noncompliant importers and retailers
Importers & Retailers of regulated energy efficiency appliance	<ul style="list-style-type: none"> • Registration of importers: <ul style="list-style-type: none"> • ▪ Seamless registration process • ▪ Clear Guidelines and Standards • ▪ Support and guidance on complying with energy efficiency regulations • ▪ Collaboration with stakeholders • ▪ Penalties and enforcement actions against non-compliance with energy efficiency regulations • 	<ul style="list-style-type: none"> • Establish clear and comprehensive guidelines and standards for energy efficiency appliances. • ▪ Collaborate with GSA to establish more testing facilities • ▪ Regular inspections and engagement with industry players • ▪ Implement penalties and enforcement actions against noncompliant importers and retailers
Petroleum commission	<ul style="list-style-type: none"> • Regulates upstream activities impacting GNGLC's gas supply 	<ul style="list-style-type: none"> • Technical meetings, regulatory filings

Monitoring Matrix

Table 6.2 outlines the monitoring matrix, which outlines the indicators and its definition, baseline, targets, level of disaggregation and responsibility for data collection.

Table 19: Monitoring Matrix

Goal: Create equal social opportunities for all people living in the resettlement communities through the provision of adequate and reliable social services											
Objective: Improve inclusive and equitable access to, and participation in education at all levels; accelerate the provision of adequate, safe and affordable water within the communities; improve environmental sanitation conditions in the communities; improve access to quality healthcare services in the communities											
Programme: Social Services Access Improvement Programme											
Indicators	Indicator Definition	Indicator Type	Baseline	Targets					Disaggregation (Gender, location, etc)	Monitoring Frequency	Responsibility
			2025	2026	2027	2028	2029				
Objective 1: Improve inclusive and equitable access to, and participation in education at all levels in impacted communities											
Net enrolment ratio i. Kindergarten ii. Primary iii. JHS	Number of appropriately aged pupils enrolled at a given level expressed as a percentage of the total population in that age group in the communities	Output	Yet to be determined	80.0	85.0	90.0	100.0	Male Female	Annually	VRA/RTF Ministry of Education	
			Yet to be determined	80.0	85.0	90.0	100.0				
			Yet to be determined	80.0	85.0	90.0	100.0				
Gender Parity Index i. Kindergarten ii. Primary iii. JHS iv. SHS	Ratio of male to female enrolment in the communities	Outcome	Yet to be determined	0.8	0.85	0.9	1.1	By regions	Annually	VRA/RTF Ministry of Education	
				0.8	0.85	0.9	1.1				
				0.8	0.85	0.9	1.1				
				0.8	0.85	0.9	1.1				

Transition Rate i. Prim 6-JHS1 ii. JHS3 -SHS1	New entrants to the first grade of JHS3 or SHS1 education in a given year expressed as a percentage of the number of people enrolled in the final grade of P6 or JHS education respectively in the previous year	Outcome	Yet to be determined	80.0	85.0	90.0	100.0	Male Female	Annually	VRA/RTF Ministry of Education
				80.0	85.0	90.0	100.0			
Completion rate i. Kindergarten ii. Primary iii. JHS iv. SHS	Ratio of the total number of pupils/students enrolled in the last grade of a given level of education (KG, Primary 6, JHS 3, SHS 3), regardless of age, expressed as a percentage of the total population of the theoretical entrance age to the last grade of that level of education in the communities	Outcome	Yet to be determined	65.0	80.0	90.0	100.0	Male Female	Annually	VRA/RTF Ministry of Education
				65.0	80.0	90.0	100.0			
				65.0	80.0	90.0	100.0			
				65.0	80.0	90.0	100.0			
Pass rate i. JHS ii. SHS	Count of final exams takers who passed a particular exam over a total count of final exam takers in that same exams expressed as a percentage	Outcome	Yet to be determined	100.0	100.0	100.0	100.0	Male Female	Annually	VRA/RTF Ministry of Education
Objective 2: Accelerate the provision of adequate, safe and affordable water within the communities										

Percentage of population with access to drinking water services	Share of population with access to basic drinking water service from an improved source, provided collection time is not more than 30 minutes for a round trip, including queuing	Outcome	Yet to be determined	40.0	50.0	60.0	80.0	By Region	Annually	VRA/RTF MMDAs/Community Water and Sanitation Agency
Objective 3: Improve environmental sanitation conditions in the communities										
Proportion of population with access to improved sanitation (flush toilets, KVIP, Household latrine)	Population with access to improved sanitation (flush toilets, KVIP, Household latrine) expressed as a percentage of the total population in the 52 communities	Outcome	Yet to be determined	45.0	50.0	60.0	70.0	By regions	Annually	VRA/RTF MMDAs/Community Water and Sanitation Agency
Proportion of communities achieving open defecation free (ODF) status	Count of communities achieving open defecation free status expressed as a percentage of all communities	Outcome	Yet to be determined	55.0	70.0	85.0	90.0	By regions	Annually	VRA/RTF MMDAs/Community Water and Sanitation Agency
Proportion of solid waste properly disposed of	Percentage of solid waste collected and disposed off in sanitary landfills in all the 52 communities	Outcome	Yet to be determined	85.0	90.0	95.0	100.0	By regions	Annually	VRA/RTF MMDAs/Community Water and Sanitation Agency
Objective 4: Improve access to quality healthcare services in the communities										

Number of Out-Patient Department (OPD) visits per capita	The number of out-patient department (OPD) visits per person per year	Output	Yet to be determined	1.0	1.3	1.5	2.0	Male Female	Annually	VRA/RTF MMDAs/Department of Health/MoH
Nurse-to-population ratio	Count of nurses expressed as a ratio of the total population	Input	Yet to be determined	1:600	1:500	1:400	1:300	By region	Annually	VRA/RTF MMDAs/Department of Health/MoH
Maternal mortality ratio (Institutional)	Maternal deaths recorded per 100,000 live births	Impact	Yet to be determined	10	8	5	1	By region	Annually	VRA/RTF MMDAs/Department of Health/MoH
Proportion of children immunized (Penta 3)	Number of children 12-23 months fully immunized (Penta 3) as a percentage of total number of children within the age bracket	Output	Yet to be determined	95.0	96.0	97.0	100	By regions	Annually	VRA/RTF MMDAs/Department of Health/MoH
Malaria Incidence per 1000	New cases of malaria in a year per 1,000 population at risk	Outcome	Yet to be determined	170	165	160	155	By region	Annually	VRA/RTF MMDAs/Department of Health/MoH
Proportion of births attended by skilled health personnel	Number of child births attended by skilled health personnel expressed as a percentage of all births	Outcome	Yet to be determined	60.0	62.0	64.0	66.0	By region	Annually	VRA/RTF MMDAs/Department of Health/MoH
Percentage of the population with valid NHIS card	Share of the population with valid NHIS card, expressed as a percentage	Outcome	Yet to be determined	57.0	59.0	61.0	63.0	By region	Annually	VRA/RTF MMDAs/Department of Health/MoH
Goal : Build resilient natural and built environment										

Objective: Improve transportation network, create and sustain an efficient and effective transport system that meets user needs; Enhance capacity to adapt to climate change impacts; Improve drainage systems and structural works; Improve access to cheap and reliable electricity supply to impacted communities; Ensure proper demarcation of resettlement communities from the traditional communities

Programme : Community Resilient Support Programme

Indicators	Indicator Definition	Indicator Type	Baseline	Targets					Disaggregation (Gender, location, etc)	Monitoring Frequency	Responsibility
			2025	2026	2027	2028	2029				

Objective 1: Improve transportation network, create and sustain an efficient and effective transport system that meets user needs

Proportion of community road network in Good condition	Length of community road network in good condition expressed as a percentage of total road network	Output	Yet to be determined	40.0	50.0	55.0	60.0	Feeder roads Town roads	Annually	VRA/RTF Ministry of Roads and Highways MMDAs
--	--	--------	----------------------	------	------	------	------	----------------------------	----------	--

Objective: Improve drainage systems and structural works

Length of drains(km) constructed	length of drains (km) rechanneled, upgraded and maintained	Output	Yet to be determined	24K m	35K m	56km	80km	By region	Annually	VRA/RTF Ministry of Roads and Highways, MMDAs
----------------------------------	--	--------	----------------------	-------	-------	------	------	-----------	----------	---

Objective 3: Enhance capacity to adapt to climate change impacts

Number of communities affected by disaster i. Bushfire ii. Floods iii. Wind/Rain Storm	Count of communities recording floods, bush fire, wind/rain storm	Output	Yet to be determined	40	30	20	10	By region	Annually	VRA/RTF NADMO, MMDAs
---	---	--------	----------------------	----	----	----	----	-----------	----------	----------------------------

Number of communities with irrigation scheme	Count of irrigation schemes established in the impacted communities	Output	Yet to be determined	5	10	15	20	By region	Annually	VRA/RTF NADMO, MMDAs
--	---	--------	----------------------	---	----	----	----	-----------	----------	----------------------------

Objective 4: Improve access to cheap and reliable electricity supply to impacted communities

Electricity access rate	Community population with access to electricity as a percentage of entire population	Outcome	Yet to be determined	80.0	85.0	90.0	100.0	By region	Annually	VRA/RTF Ministry of Roads and Highways, MMDAs	
Objective 5: Ensure proper demarcation of resettlement communities from the traditional communities											
Number of resettlement communities aided to register resettlement lands	Count of communities that have registered the lands they were resettled on	Output	Yet to be determined	10	20	30	52	By region	Annually	VRA/RTF Ministry of Roads and Highways, MMDAs	
Goal : Improve the economic or livelihood conditions in impacted communities											
Objective: Increase access to extension services, agriculture inputs and equipment to farmers; improve access to farm land and reduce post-harvest losses											
Programme : Rural Economic Enhancement Programme											
Indicators	Indicator Definition	Indicator Type	Baseline	Targets					Disaggregation (Gender, location, etc)	Monitoring Frequency	Responsibility
			2025	2026	2027	2028	2029				
Objective 1: Increase access to extension services, agriculture inputs and equipment to farmers											
Extension officer-Farmer ratio	Ratio of extension officer per farmer population	Input	Yet to be determined	1:50 0	1:30 0	1:200	1:100	By region	Annually	VRA/RTF Department of Agriculture, Ministry of Food and Agriculture	
Number of farmers supplied with inputs (seedlings, fertilizer etc.)	Count of farmers who received climate resilient seedlings, fertilizer support and other agro- chemical inputs)	Output	Yet to be determined	1500	2000	3000	5000	By region	Annually	VRA/RTF Department of Agriculture, Ministry of Food and Agriculture	
Number of farmers with access to	Count of farmers provided with dams	Output	Yet to be determined	1500	2000	3000	5000	By region	Annually	VRA/RTF	

irrigation scheme during the dry season	and mechanised boreholes to for irrigation purposes										Department of Agriculture, Ministry of Food and Agriculture
Objective 2: improve access to farm land and reduce post-harvest losses											
Number of farmers provided with credit support to access land and equipment for farming	Count of farmers provided with credit support for farming purposes	Output	Yet to be determined	1500	2000	3000	5000	By region	Annually	VRA/RTF Department of Agriculture, Ministry of Food and Agriculture	
Percentage post-harvest losses	Losses in storage, transport, harvest and marketing of agricultural produce incurred after harvest as a percentage of total production	Outcome	Yet to be determined	15	10	5	1	By region	Annually	VRA/RTF Department of Agriculture, Ministry of Food and Agriculture	
Goal : Reduce crime and conflicts in all resettlement communities											
Objective: Improve access to security services											
Programme: Local Governance Support Programme											
Indicators	Indicator Definition	Indicator Type	Baseline	Targets					Disaggregation (Gender, location, etc)	Monitoring Frequency	Responsibility
			2025	2026	2027	2028	2029				
Objective: Improve access to security services											
Police-citizen ratio	The ratio of the total number of police officers to the country's population	Input	Yet to be determined	1:500	1:500	1:500	1:500	By region	Annually	VRA/RTF Ministry of Interior, MMDAs	
Number of Police station constructed	Count of police station constructed in the	Input	Yet to be determined	2	5	8	10	By region	Annually	VRA/RTF	

	resettlement communities									Ministry of Interior, MMDAs
Reported cases of crime	Number of reported cases of major crimes including rape, armed robbery and murder, drug trafficking and drug-related crime	Output	Yet to be determined	100	80	50	20	By region	Annually	VRA/RTF Ministry of Interior, MMDAs

Goal: Improve access to clean and sustainable energy supply for all										
Objective: To increase the contribution of renewable energy in the overall national generation mix										
Programme: Power Generation & Renewable Energy Development Programme										
Indicators	Indicator Definition	Indicator Type	Baseline 2025	Targets				Disaggregation (Gender, location, etc)	Monitoring Frequency	Responsibility
				2026	2027	2028	2029			
Percentage change in Renewable Energy penetration	Share of Renewable Energy in the electricity generation mix	Outcome	115MWp (55 existing BGS, 40 of 100 BGS, 20 Yendi)	117.4% (60 of 100 BGS, 30 of 50 Yendi, 20 of Spectron BGS and 25 P.O floating = 135MWp)	335% (1 st 250 of 500MWp Northern Regions + 135MWp from 2026 = 385MWp)	335% from 2027	552% (2 nd 250 of 500MWp Northern Regions = 635MWp)	Bui Generating Station (BGS) Bui, Yendi, Tsatsadu, Adubiyili, Buipe, Zebilla, Pra, Ankobra, Tano, Wli	Annually	Engineering, Operating and Technical Division of BPA
Goal: To mainstream gender and persons with disabilities in the energy sector.										
Objective: Improved Regulatory Support, Improved Collection, Enhanced Reliability on the Network										
Programme: Weak Regulatory enforcement, Unstable Power Supply, Limited Implementation of Cash Waterfall, Inadequate and Obsolete Grid Network										
Proportion (ratio) of women to men in GRIDCo	Number of Female Employees divided by Total number of Employees	Outcome	1:5	1:5	1:5	1:5	1:5		Annually	GRIDCo
Percentage of Women in	Number of Women Directors divided by	Outcome	15.38%	15.38%	15.38%	15.38%	15.38%		Annually	GRIDCo

managerial positions	Total number of Directors									
Number of Persons with disabilities in GRIDCo	Number of Staff with disabilities	Outcome	3	3	3	3	3		Annually	GRIDCo
<p>Goal: To ensure that energy is produced, transported and utilised in an environmentally sustainable manner. Objective: Improved Regulatory Support, Improved Collection, Enhanced Reliability on the Network Programme:</p>										
Number of fatalities	Number of Accidents resulting in Death	Outcome	0	0	0	0	0		Annually	GRIDCo
Lost time injuries	Total hours lost through injuries divided total number of working hours	Output							Annually	
Percentage change in infractions	Number of reprimands	Output	0	0	0	0	0		Annually	

Goal:	To promote research into energy production, supply and utilization to ensure sustainable development and use of energy resources.									
Objective	Improved Regulatory Support, Improved Collection, Enhanced Reliability on the Network									
Program	Weak Regulatory enforcement, Unstable Power Supply, Limited Implementation of Cash Waterfall, Inadequate and Obsolete GRIDID Network									
Indicators	Indicator definition	Indicator type	Baseline 2025	Targets				Disaggregation	Monitoring frequency	Responsibility
				2026	2027	2028	2029			
Percentage change in complaints	No of complaints GRIDCo made to Regulators	Outcome	0	0	0	0	0		Monthly	GRIDCo
Collection Rate	Amount of money received as a percentage of billed invoices	Outcome	61	65	65	65	65		Monthly	GRIDCo
Percentage items rejected from suppliers	Total number of items rejected as a percentage of items supplied	Outcome	0	0	0	0	0		Monthly	GRIDCo
Project Cost Variation	Actual cost as a percentage of Estimated cost	Outcome	14	15	15	15	15		Monthly	GRIDCo
Percentage Maintenance Accomplished	Planned Maintenance program as a percentage of actual accomplished	Output	100	99.	99	99	99		Monthly	GRIDCo
Time taken to dispatch bills	Number of days it takes for customers to receive their bills	Output	5	7	7	7	7		Monthly	GRIDCo
Percentage of training needs implemented	Number of planned training programs as a percentage of actual programs executed	Outcome	67	80	80	80	80		Monthly	GRIDCo

Table 19: Monitoring and Evaluation Matrix

Goal: To make competitively priced energy universally accessible and readily available in an environmentally sustainable manner for the local market and export.										
Objective 1: To ensure that all additional generation capacity is done through competitive procurement by 2026.										
Objective 2: To strengthen regulatory oversight by developing and implementing 100% of planned regulatory frameworks by 2029.										
Objective 3: To reduce electricity distribution losses from 28% to 21% by 2029.										
Objective 4: To increase local content and local participation in the electricity supply industry by ensuring that at least more than 50% of components, services and expertise are sourced locally by 2029.										
Programme: ELECTRICITY AND NATURAL GAS DEVELOPMENT PROGRAMME										
Indicators	Indicator Definition	Indicator Type	Baseline 2025	Targets				Disaggregation	Monitoring Frequency	Responsibility
				2026	2027	2028	2029			
Number of entities issued with license	The total number of entities that have been officially granted licenses by the Commission	Output	2	2	2	2	2	National	Annual	EC
Timely review of performance report, thirty days after submission by Technical Committee	The number of performance reports reviewed by the designated authority or unit within 30 calendar days following their submission	Output	0	2	2	2	2	Operational districts of distribution utility	Bi-annual	EC
Number of inspections at all project sites	The total number of physical inspections conducted across all project sites	Output	0	1	1	1	1	Operational districts of distribution utility	Annual	EC

	within a specified reporting period									
Draft Regulation finalised	Tracks the completion of the drafting and finalisation process for a regulation	Output	TOR for consultant procurement developed	December	N/A	N/A	N/A	National	Annual	EC
Publication of Quarterly Reports on System losses	The number of reports that have been finalised, approved, and made publicly available	Output	N/A	N/A	Quarterly Reports	N/A	N/A	Distribution Utilities	Quarterly	EC
Web-based platform hosted on Commission's website	The successful deployment of a functional web-based platform integrated into the Commission's official website.	Output	N/A	N/A	December	N/A	N/A	National	Annual	EC
Development of Enforcement and Compliance Platform Completed	Tracks the completion of the design, development, and deployment of a digital platform dedicated to enforcement and compliance monitoring	Output	N/A	N/A	N/A	December	N/A	GRIDCo	Annual	EC

SCADA/EMS Infrastructure for benchmarking developed	Tracks the completion of the development and installation of SCADA and EMS infrastructure intended for benchmarking and performance monitoring within the energy sector	Output	N/A	N/A	N/A		December	Market participants	Annual	EC
Development of Smart Meter Penetration and Regulatory Performance Tracker	The completion of a system or tool designed to track the penetration of smart meters and monitor key regulatory performance metrics	Output	N/A	N/A	N/A	N/A	December	Operational districts of distribution utilities	Annual	EC
Timely submission of Compliance Audit report	This measures whether compliance audit reports are submitted within the agreed or scheduled timeframe.	Output	N/A	N/A	N/A	N/A	December	Market participants	Annual	EC
Number of districts evaluated on Voltage fluctuations	Total number of districts where evaluations of voltage fluctuations in	Output	12 districts captured	15	18	20	22	National	Annual	EC

	electricity supply have been conducted									
Number of districts evaluated on Voltage magnitude	Number of districts where assessments have been done to ensure voltage is within acceptable limits	Output	12 districts captured	15	18	20	22	National	Annual	EC
Number of districts evaluated on Harmonic distortion	Number of districts where evaluations have been conducted to assess harmonic distortion level	Output	12 districts captured	15	18	20	22	National	Annual	EC
Number of districts evaluated on Frequency	Number of districts where evaluations have been conducted to monitor the frequency of the electrical supply system	Output	12 districts captured	15	18	20	22	National	Annual	EC
Number of transformers checked for Loading percentage	Number of electrical transformers that have been assessed to determine their loading percentage	Output	100 transformers checked	150	200	250	300	National	Annual	EC

Number of reports cross checked	Number of reports that have been reviewed and verified against source data or reference documents	Output	N/A	N/A	N/A	N/A	N/A	N/A	National	Quarterly	EC
Number of transformer injections, SCADA deployment, and AMI installations	Number of transformer injections, SCADA deployments, and AMI installations	Output	N/A	N/A	N/A	N/A	N/A	N/A	National	Quarterly	EC
Number of Feeders checked	Number of electricity distribution feeders that have been inspected or assessed	Output	19 Feeders	30	40	80	100		National	Quarterly	EC
Number of secondary substations inspected	Number of secondary substations that have been physically inspected. Visual inspection for oil leakages, burnt cables, oil level, fuses blown, danger signages etc.	Output	100	200	300	400	500		National	Quarterly	EC

Number of District offices visited	Number of district-level offices visited	Output	10	20	30	40	50	National	Quarterly	EC
Number of priority inspections	Unplanned inspections and follow ups	Output	N/A	N/A	N/A	N/A	N/A	National	Quarterly	EC
Number of Grid Incidents Related to Overheating, Mechanical Stress, or Voltage Instability	Number of incidents reported in the grid due to any of the three conditions	Output	N/A	N/A	N/A	N/A	N/A	National	Quarterly	EC
System outage duration and frequency	These metrics reflect the reliability and stability of the electricity supply	Output	N/A	N/A	N/A	N/A	N/A	National	Annual	EC
Number of Meters tested	Meter accuracy test using MTE	Output	N/A	N/A	N/A	N/A	N/A	National	Quarterly	EC
Average time taken to repair a failed component in a licensed utility	Total downtime/number of repairs	Output	N/A	N/A	N/A	N/A	N/A	National	Quarterly	EC
Forced outage hours	Shut down due to unexpected events or equipment failure	Output	N/A	N/A	N/A	N/A	N/A	National	Quarterly	EC

Number of Certified personnel	Number of certified inspectors in power plant performance test codes	Output	4 staff	8	12	16	20	National	Quarterly	EC
Number of inspections on facilities wired by practitioners	Unplanned inspections and follow ups	Output	N/A	N/A	N/A	N/A	N/A	National	Quarterly	EC
Number of electrical wiring practitioners certified	Number of individuals who have passed the certification examination and have been formally certified by the EC	Output	N/A	N/A	N/A	N/A	N/A	National	Annual	EC
Number of Impact Assessment reports on enforcement of electrical wiring cables and accessories produced	Completion of Impact Assessment Report	Output	N/A	N/A	N/A	N/A	Availability of Report	National	Annual	EC
	Formal approval of the draft Natural Gas	Output	First Draft Regulation developed	September	N/A	N/A	N/A	National	Annual	EC

National Gas Regulations Finalised	Regulations by the Energy Commission's governing board										
EC Board approved Licence Manual	Approved Licence Manual	Output	Inhouse review	June	N/A	N/A	N/A	National	Annual	EC	
Number of Inspections	Number of inspections conducted within a specified period across relevant facilities	Output	N/A	December	December	December	December	National	Quarterly	EC	
Number of Industries Surveyed	Number of industrial establishments that have been surveyed	Output	N/A	June	N/A	N/A	N/A	National	Annual	EC	
Draft CNG/LNG transportation Regulation	The completion of the CNG/LNG draft regulation	Output	N/A	December	December	N/A	N/A	National	Annual	EC	
Approval of Reviewed Natural Gas Licensing Texts by the EC Board	The formal approval of all revised natural gas licensing texts by the EC Board	Output	Original Licence texts	N/A	December	June	N/A	National	Annual	EC	
Infrastructure Gaps Identified and Documented	The completion of assessments to identify and document gaps in	Output	N/A	N/A	N/A	Dec	Sept	National	Annual	EC	

	existing natural gas infrastructure									
Number of independent technical Audit entities bidding	Number of independent technical audit firms or entities that submitted bids in response to a procurement process	Output	N/A	N/A	N/A	Dec	N/A	National	Annual	EC
Guidelines for the Natural gas market regulations	The development and completion of guidelines that support the implementation of natural gas market regulations	Output	N/A	N/A	N/A	N/A	December	National	Annual	EC

Goal: To make competitively priced energy universally accessible and readily available in an environmentally sustainable manner for the local market and export.

Objective 1: To establish a comprehensive renewable energy data system by 2029.

Objective 2: Facilitate the full operationalisation of Ghana's electricity market by the end of December 2026.

Programme: ENERGY PLANNING AND DEVELOPMENT PROGRAMME

Indicators	Indicator Definition	Indicator Type	Baseline 2025	Targets				Disaggregation	Monitoring Frequency	Responsibility
				2026	2027	2028	2029			
Availability of Data on woodfuel resource	Time period during which reliable data on woodfuel resource is collected and available for planning and policy use	Output	N/A	Jan-Dec.	June			National	Annual	EC
Timely publication of report	Time the report is produced on Commissions website.	Output	N/A		June			National	Annual	EC
Availability of Energy Use and Ownership Data	Time the report on appliance ownership and end use survey report is completed and made available on the Commission's website	Output	2010 Energy Use Report	June				Nation wide	Annual	EC

Timely publication of Energy Statistics	Time the report is published on the Commissions website	Output	April	April	April	April	April	National	Annual	EC
Timely update of database	Regular update of database	Output	December	December	December	December	December	District	Annual	EC
Timely publication of IPSMP report	Time the report is published on Commission's website	Output	December	December	December	December	December	National	Annual	EC
Timely publication of the Annual Electricity Master Plan report	The time the report is published on the website	Output	March 2021 Report	February	February	February	February	National	Annual	EC
Timely publication of the Energy Demand and Supply Outlook report	Time the report is produced and published on the Commission's website	Output	December	December	December	December	December	National	Annual	EC

Timely publication of the Midyear Energy Demand and Supply Outlook report	Time the report is produced and published on the Commission's website	Output	July	July	July	July	July	National	Annual	EC
Timely organisation of mandated meetings for the operations of the Wholesale Electricity Market	Number of meetings held by the EMOP panel	Output	December	December	December	December	December	National	Annual	EC
Timely publication of quarterly reports on Market Information	Timely publication of quarterly reports	Output	December	December	December	December	December	National	Annual	EC
Report on the percentage of households	Proportion of total households in target areas using solar home systems,	Outcome	N/A	December	December	December	December	Rural, island, peri-urban	Annual	Energy Commission, MoEn>>, Private Installers

with access to offgrid electricity	mini-grids, or other off-grid solutions									
Report on Number of off-grid systems installed	Cumulative number of solar home grids, and pico-systems deployed	Output	N/A	December	December	December	December	By technology type, district	Annual	Energy Commission, MoEn>>, Private Installers
Report on Update of Ghana Energy Technology Catalogue	Timely publication of the energy technology report on the website	Output	N/A	N/A	December	N/A	N/A	National	Annual	EC

Goal: To make competitively priced energy universally accessible and readily available in an environmentally sustainable manner for the local market and export.

Objective 1: Increase the contribution of RE in the power generation mix from 2.3% to 10% by 2029.

Objective 2: To increase average compliance rate of regulated appliances from 44.54% to 100% by 2029.

Objective 3: To promote the production, adoption, and use of modern cookstoves and biofuels as sustainable alternatives to traditional biomass energy sources.

Programme: RENEWABLE ENERGY AND ENERGY EFFICIENCY DEVELOPMENT PROGRAMME

Indicators	Indicator Definition	Indicator Type	Baseline 2025	Targets				Disaggregation	Monitoring Frequency	Responsibility
				2026	2027	2028	2029			
Timely organisation of RE fairs	This measures whether Renewable Energy fairs are planned and conducted according to the scheduled timelines	Output	N/A	October	October	October	October	National	Annual	EC
Timely organisation of EC Senior High Schools challenge	This measures whether the Energy Commission's Senior High Schools Renewable Energy Challenge is planned and conducted within the	Output	N/A	October	October	October	October	National	Annual	EC

Goal: To make competitively priced energy universally accessible and readily available in an environmentally sustainable manner for the local market and export.

Objective 1: Increase the contribution of RE in the power generation mix from 2.3% to 10% by 2029.

Objective 2: To increase average compliance rate of regulated appliances from 44.54% to 100% by 2029.

Objective 3: To promote the production, adoption, and use of modern cookstoves and biofuels as sustainable alternatives to traditional biomass energy sources.

Programme: RENEWABLE ENERGY AND ENERGY EFFICIENCY DEVELOPMENT PROGRAMME

Indicators	Indicator Definition	Indicator Type	Baseline 2025	Targets				Disaggregation	Monitoring Frequency	Responsibility
				2026	2027	2028	2029			
	scheduled timeframe									
Final Draft of Woodfuel and Biogas Regulations prepared	The completion of the final draft of the Woodfuel and Biogas Regulations	Output	N/A	December	N/A	N/A	N/A	National	Annual	EC
Number of stakeholders' engagements on the Sustainable Woodfuel and Biogas regulations	Number of engagements conducted	Output	3	3	3	3	3	National	Annual	EC

Goal: To make competitively priced energy universally accessible and readily available in an environmentally sustainable manner for the local market and export.

Objective 1: Increase the contribution of RE in the power generation mix from 2.3% to 10% by 2029.

Objective 2: To increase average compliance rate of regulated appliances from 44.54% to 100% by 2029.

Objective 3: To promote the production, adoption, and use of modern cookstoves and biofuels as sustainable alternatives to traditional biomass energy sources.

Programme: RENEWABLE ENERGY AND ENERGY EFFICIENCY DEVELOPMENT PROGRAMME

Indicators	Indicator Definition	Indicator Type	Baseline 2025	Targets				Disaggregation	Monitoring Frequency	Responsibility
				2026	2027	2028	2029			
Final Draft of Regulations on Renewable Energy Certificates	The completion of the final draft of the Regulations	Output	December	December	N/A	N/A	N/A	National	Annual	EC, MEST, EPA
Number of Newsletters issued under the Sustainable Energy for All (SEforALL) Initiative	Publication of SE4All activities in a newsletter.	Output	4	5	5	5	6	National	Quarterly	EC
Number of road shows organised for the National Clean Cooking Strategy	Roadshows to indicate assessment and impact of clean cooking solution	Output	N/A	5	6	6	8	National	Annual	EC

Goal: To make competitively priced energy universally accessible and readily available in an environmentally sustainable manner for the local market and export.

Objective 1: Increase the contribution of RE in the power generation mix from 2.3% to 10% by 2029.

Objective 2: To increase average compliance rate of regulated appliances from 44.54% to 100% by 2029.

Objective 3: To promote the production, adoption, and use of modern cookstoves and biofuels as sustainable alternatives to traditional biomass energy sources.

Programme: RENEWABLE ENERGY AND ENERGY EFFICIENCY DEVELOPMENT PROGRAMME

Indicators	Indicator Definition	Indicator Type	Baseline 2025	Targets				Disaggregation	Monitoring Frequency	Responsibility
				2026	2027	2028	2029			
Number of Newsletters issued under the Sustainable Energy for All (SEforALL) Initiative	Publication of SE4All activities in a newsletter.	Output	4	5	5	5	6	National	Quarterly	EC
Number of road shows organised for the National Clean Cooking Strategy	Roadshows to indicate assessment and impact of clean cooking solution	Output	N/A	5	6	6	8	National	Annual	EC
Number of netmetered solar PV systems installed	The total number of solar photovoltaic (PV) systems connected to	Output	1,000	1,500	1,500	2,000	2,500	National	Annual	EC

Goal: To make competitively priced energy universally accessible and readily available in an environmentally sustainable manner for the local market and export.

Objective 1: Increase the contribution of RE in the power generation mix from 2.3% to 10% by 2029.

Objective 2: To increase average compliance rate of regulated appliances from 44.54% to 100% by 2029.

Objective 3: To promote the production, adoption, and use of modern cookstoves and biofuels as sustainable alternatives to traditional biomass energy sources.

Programme: RENEWABLE ENERGY AND ENERGY EFFICIENCY DEVELOPMENT PROGRAMME

Indicators	Indicator Definition	Indicator Type	Baseline 2025	Targets				Disaggregation	Monitoring Frequency	Responsibility
				2026	2027	2028	2029			
	the grid under a net-metering arrangement									
Amount of financial support for RE & EE products/projects under the (SUNREF)	The total monetary value of financial support (e.g., loans, grants, subsidies) disbursed to renewable energy and energy efficiency products or projects through the SUNREF	Output	N/A	Euro 20million	Euro 25million	Euro 25million	Euro 30million	National	Annual	EC

Goal: To make competitively priced energy universally accessible and readily available in an environmentally sustainable manner for the local market and export.

Objective 1: Increase the contribution of RE in the power generation mix from 2.3% to 10% by 2029.

Objective 2: To increase average compliance rate of regulated appliances from 44.54% to 100% by 2029.

Objective 3: To promote the production, adoption, and use of modern cookstoves and biofuels as sustainable alternatives to traditional biomass energy sources.

Programme: RENEWABLE ENERGY AND ENERGY EFFICIENCY DEVELOPMENT PROGRAMME

Indicators	Indicator Definition	Indicator Type	Baseline 2025	Targets				Disaggregation	Monitoring Frequency	Responsibility
				2026	2027	2028	2029			
Amount of financial support for RE & EE products/projects under KfW Green Credit Facility	The total monetary value of financial support (e.g., loans, grants, subsidies) disbursed to renewable energy and energy efficiency products or projects through the KfW Green Credit Facility	Output	Euro 8million	Euro 10million	Euro 15million	Euro 15million	Euro 20million	National	Annual	EC

Goal: To make competitively priced energy universally accessible and readily available in an environmentally sustainable manner for the local market and export.

Objective 1: Increase the contribution of RE in the power generation mix from 2.3% to 10% by 2029.

Objective 2: To increase average compliance rate of regulated appliances from 44.54% to 100% by 2029.

Objective 3: To promote the production, adoption, and use of modern cookstoves and biofuels as sustainable alternatives to traditional biomass energy sources.

Programme: RENEWABLE ENERGY AND ENERGY EFFICIENCY DEVELOPMENT PROGRAMME

Indicators	Indicator Definition	Indicator Type	Baseline 2025	Targets				Disaggregation	Monitoring Frequency	Responsibility
				2026	2027	2028	2029			
Number of Licenses issued after inspection and assessment of applications	Count of companies issued with license	Output	250	250	300	300	350	National	Annual	EC
Share of renewable energy in the electricity generation mix as indicated in the Competitive Procurement	The proportion (%) of electricity capacity or generation awarded to renewable energy sources through competitive procurement processes relative to the	Output	7%	8%	12%	12%	15%	National	Annual	EC

Goal: To make competitively priced energy universally accessible and readily available in an environmentally sustainable manner for the local market and export.

Objective 1: Increase the contribution of RE in the power generation mix from 2.3% to 10% by 2029.

Objective 2: To increase average compliance rate of regulated appliances from 44.54% to 100% by 2029.

Objective 3: To promote the production, adoption, and use of modern cookstoves and biofuels as sustainable alternatives to traditional biomass energy sources.

Programme: RENEWABLE ENERGY AND ENERGY EFFICIENCY DEVELOPMENT PROGRAMME

Indicators	Indicator Definition	Indicator Type	Baseline 2025	Targets				Disaggregation	Monitoring Frequency	Responsibility
				2026	2027	2028	2029			
	total electricity generation mix									
Electric Vehicle Charging Station Regulations Developed and Available on Commission's Website	Regulations available	Output	Draft Regulations Developed	December	N/A	N/A	N/A	National	Annual	EC
Update of the regulated appliances database and related application (APP)	Report on the status of the regulated appliances database and related application (APP)	Output	2024 Report	December	December	December	December	National	Annual	EC

Goal: To make competitively priced energy universally accessible and readily available in an environmentally sustainable manner for the local market and export.

Objective 1: Increase the contribution of RE in the power generation mix from 2.3% to 10% by 2029.

Objective 2: To increase average compliance rate of regulated appliances from 44.54% to 100% by 2029.

Objective 3: To promote the production, adoption, and use of modern cookstoves and biofuels as sustainable alternatives to traditional biomass energy sources.

Programme: RENEWABLE ENERGY AND ENERGY EFFICIENCY DEVELOPMENT PROGRAMME

Indicators	Indicator Definition	Indicator Type	Baseline 2025	Targets				Disaggregation	Monitoring Frequency	Responsibility
				2026	2027	2028	2029			
Number of EV Awareness Creation and Industry Stakeholder Meetings held	Number of awareness campaigns conducted and Reports available	Output	2025 EV Engagements Report	5	5	5	5	National	Annual	EC
Number of compliance monitoring for regulated appliances	Number of compliance monitoring conducted and Reports available	Output	2025 Compliance Monitoring Report Available	4	4	4	4	National	Quarterly	EC
Number of Energy Efficiency Training and Promotion for Consumers	Number of Training workshops	Output	10	10	10	10	10	National	Annual	EC

Goal: To make competitively priced energy universally accessible and readily available in an environmentally sustainable manner for the local market and export.

Objective 1: Increase the contribution of RE in the power generation mix from 2.3% to 10% by 2029.

Objective 2: To increase average compliance rate of regulated appliances from 44.54% to 100% by 2029.

Objective 3: To promote the production, adoption, and use of modern cookstoves and biofuels as sustainable alternatives to traditional biomass energy sources.

Programme: RENEWABLE ENERGY AND ENERGY EFFICIENCY DEVELOPMENT PROGRAMME

Indicators	Indicator Definition	Indicator Type	Baseline 2025	Targets				Disaggregation	Monitoring Frequency	Responsibility
				2026	2027	2028	2029			
Number of Customs officials trained on the new energy efficiency and ozone-depleting substances regulations	Number of people trained and Training Reports available	Output		700	200	N/A	N/A	National	Annual	EC/UNDP/EPA/CCAC
Number of stakeholders' engagements in the new energy efficiency regulations	Number of engagements conducted	Output	3	5	5	5	5	National	Annual	EC
AC Rebate scheme and supporting loan programme developed to	AC Rebate scheme and supporting discount loan	Output	N/A	December	December	N/A	N/A	National	Annual	EC/UNEP/UNDP

Goal: To make competitively priced energy universally accessible and readily available in an environmentally sustainable manner for the local market and export.

Objective 1: Increase the contribution of RE in the power generation mix from 2.3% to 10% by 2029.

Objective 2: To increase average compliance rate of regulated appliances from 44.54% to 100% by 2029.

Objective 3: To promote the production, adoption, and use of modern cookstoves and biofuels as sustainable alternatives to traditional biomass energy sources.

Programme: RENEWABLE ENERGY AND ENERGY EFFICIENCY DEVELOPMENT PROGRAMME

Indicators	Indicator Definition	Indicator Type	Baseline 2025	Targets				Disaggregation	Monitoring Frequency	Responsibility
				2026	2027	2028	2029			
increase the scale and impact of RAC discount programmes	programme available									
Certification of Energy Audit Professionals (Sustainable Energy Services Centers, SESCOs)	Registration system for energy Audit Professionals established and available	Output	49 Energy Audit Professionals are Certified	N/A	N/A	N/A	N/A	National	Annual	EC
Development of Database and Mobile Application for EV Charging Stations	Database and Mobile application of EV charging stations established	Output	Database and Mobile application of EV charging stations are established and available for download	June	N/A	N/A	N/A	National	Annual	EC

Goal: To make competitively priced energy universally accessible and readily available in an environmentally sustainable manner for the local market and export.

Objective 1: Increase the contribution of RE in the power generation mix from 2.3% to 10% by 2029.

Objective 2: To increase average compliance rate of regulated appliances from 44.54% to 100% by 2029.

Objective 3: To promote the production, adoption, and use of modern cookstoves and biofuels as sustainable alternatives to traditional biomass energy sources.

Programme: RENEWABLE ENERGY AND ENERGY EFFICIENCY DEVELOPMENT PROGRAMME

Indicators	Indicator Definition	Indicator Type	Baseline 2025	Targets				Disaggregation	Monitoring Frequency	Responsibility
				2026	2027	2028	2029			
			on the Google Play Store and App Store							
Update of Database and Mobile APP for EV Charging Stations	Report on the status of the EV Charging Station database and related Mobile application (APP)	Output	2025 Report	Dec	December	December	December	National	Annual	EC
Number of Inspections and Enforcement of EV Charging Stations	Number of compliance monitoring conducted and Report Available	Output	4 Compliance Monitoring activities completed and	4	4	4	4	National	Quarterly	EC

Goal: To make competitively priced energy universally accessible and readily available in an environmentally sustainable manner for the local market and export.

Objective 1: Increase the contribution of RE in the power generation mix from 2.3% to 10% by 2029.

Objective 2: To increase average compliance rate of regulated appliances from 44.54% to 100% by 2029.

Objective 3: To promote the production, adoption, and use of modern cookstoves and biofuels as sustainable alternatives to traditional biomass energy sources.

Programme: RENEWABLE ENERGY AND ENERGY EFFICIENCY DEVELOPMENT PROGRAMME

Indicators	Indicator Definition	Indicator Type	Baseline 2025	Targets				Disaggregation	Monitoring Frequency	Responsibility
				2026	2027	2028	2029			
Regulations conducted.			Report Available							

Goal: Ensure universal access to reliable, competitively priced, and environmentally sustainable energy for both domestic consumption and export

Objective: Ensured increased value addition to the country's oil and gas resources

Programme: UPSTREAM

Sub- Programme 1: Greater Jubilee Field

Indicators	Indicator Definition	Indicator Type ¹	Baseline 2024	Targets				Disaggregation	Monitoring Frequency	Responsibility
				2026	2027	2028	2029			
Bbls/day and MMscf/day export gas	Crude oil produced domestically and gas export	Output	87,019 bopd of crude oil 89.61 MMScf/d	Xxx bopd of crude oil XXX MMScf/d of gas export	Xxx bopd of crude oil XXX MMScf/d of gas export	Xxx bopd of crude oil XXX MMScf/d of gas export	Xxx bopd of crude oil XXX MMScf/d of gas export	-Crude Oil production -Natural Gas production	Quarterly	GNPC
Deployment of OBN	Deploy Ocean Bottom Node (OBN) technology to collect precise, high fidelity subsurface data and improve target pool identification.	Process	N/A	Deploy Ocean Bottom Node (OBN) technology to collect precise, high fidelity subsurface data and improve target pool identification.	Interpretation of Ocean Bottom Node (OBN) data set				Quarterly	GNPC /CONTRACTOR

Goal: Ensure universal access to reliable, competitively priced, and environmentally sustainable energy for both domestic consumption and export

Objective: Ensured increased value addition to the country's oil and gas resources

Programme: UPSTREAM

Sub- Programme 1: Greater Jubilee Field

Indicators	Indicator Definition	Indicator Type ¹	Baseline 2024	Targets				Disaggregation	Monitoring Frequency	Responsibility
				2026	2027	2028	2029			
% completion	Interpret 4D Seismic data acquired in 2025 over the Jubilee Area	Output	N/A	Interpretation of 4D Seismic dataset	Interpretation of 4D Seismic dataset				Quarterly	GNPC /Contractor
Xxx bopd of crude oil	Xxx bopd of crude oil	Output	18,537 bopd of crude oil			Xxx bopd of crude oil	Xxx bopd of crude oil	-Crude Oil production	Quarterly	GNPC
XXX MMScf/d of gas export	XXX MMScf/d of gas export		2.36 MMScf/d of gas export			XXX MMScf/d of gas export	XXX MMScf/d of gas export	-Natural Gas production		
No of development well completed and hooked-up	Completion and hook-up of development wells	Ouput						-Well completions -Well Hook-up	Quarterly	GNPC
% completion	Interpret 4D Seismic data acquired in 2025 over the Jubilee Area	Output	N/A	Interpretation of 4D Seismic dataset	Interpretation of 4D Seismic dataset					

Goal: Ensure universal access to reliable, competitively priced, and environmentally sustainable energy for both domestic consumption and export

Objective: Ensured increased value addition to the country's oil and gas resources

Programme: UPSTREAM

Sub- Programme 1: Greater Jubilee Field

Indicators	Indicator Definition	Indicator Type ¹	Baseline 2024	Targets				Disaggregation	Monitoring Frequency	Responsibility
				2026	2027	2028	2029			
Deployment of OBN	Deploy Ocean Bottom Node (OBN) technology to collect precise, high fidelity subsurface data and improve target pool identification.	Process	N/A	Deploy Ocean Bottom Node (OBN) technology to collect precise, high fidelity subsurface data and improve target pool identification.	Interpretation of Ocean Bottom Node (OBN) data set					
Deep Water Tano Additional Development Opportunities (DWT ADO)	Additional technical operations intended to increase field potential	Process						-Technical Studies -Economic analysis -Legal work	Quarterly	

Goal: Ensure universal access to reliable, competitively priced, and environmentally sustainable energy for both domestic consumption and export

Objective: Ensured increased value addition to the country's oil and gas resources

Programme: UPSTREAM

Sub- Programme 1: Greater Jubilee Field

Indicators	Indicator Definition	Indicator Type ¹	Baseline 2024	Targets				Disaggregation	Monitoring Frequency	Responsibility
				2026	2027	2028	2029			
Bbls/day and MMscf/day export gas	Crude oil produced domestically Total gas exported	Output	26,240 bopd of crude oil 223.00 MMScf/d	Xxx bopd of crude oil XXX MMScf/d of gas export Drill one (1) development well	Xxx bopd of crude oil XXX MMScf/d of gas export	Xxx bopd of crude oil XXX MMScf/d of gas export	Xxx bopd of crude oil XXX MMScf/d of gas export	-Crude Oil production -Natural Gas production	Quarterly	GNPC
Well drilling	Well drilling	Output			Drill one (1) well					

Goal: Ensure universal access to reliable, competitively priced, and environmentally sustainable energy for both domestic consumption and export										
Objective: Ensured increased value addition to the country's oil and gas resources										
Programme: UPSTREAM										
Sub- Programme 1: Greater Jubilee Field										
Indicators	Indicator Definition	Indicator Type ¹	Baseline 2024	Targets				Disaggregation	Monitoring Frequency	Responsibility
				2026	2027	2028	2029			
Programme: Leveraging Disruptive Technologies to Deepen Operational Excellence										
Sub- Programme										
4: Deepwater Tano Block (PECAN)										

<p>Achieve project Final Investment Decision (FID), Complete Tender Evaluation processes and award contracts, Commence detailed Engineering</p>	<p>FID Achieved</p>	<p>Output</p>	<p>Seven (7) discoveries – Paradise, Hickory North, Beech, Almond, Pecan, Cob, Pecan North</p> <p>The Minister for Energy granted an extension for the submission of the Plan of Development (POD) to 15th April 2023 upon the request by Aker Energy</p> <p>The POD was approved by the Minister for Energy on 27th June 2023 as submitted by</p>						<p>Quarterly</p> <p>GNPC</p>
---	---------------------	---------------	--	--	--	--	--	--	------------------------------

			<p>Pecan Energies.</p> <p>Africa Finance Corporation Equity and Investment (AFCEI) acquired the stake of Aker Energy AS (Operator), thereby securing 50% ownership of the DWT-CTP block.</p> <p>A Letter of Intent (LoI) issued to the FPSO contractor, and the final contract award is pending. The LoIs for the SPS and SURF contractors remain</p>							
--	--	--	---	--	--	--	--	--	--	--

Goal: Ensure universal access to reliable, competitively priced, and environmentally sustainable energy for both domestic consumption and export

Objective: Ensured increased value addition to the country's oil and gas resources

Programme: UPSTREAM

Sub- Programme 1: Greater Jubilee Field

Indicators	Indicator Definition	Indicator Type ¹	Baseline 2024	Targets				Disaggregation	Monitoring Frequency	Responsibility
				2026	2027	2028	2029			
			outstanding and are expected to be issued by the end of January 2025. The LoI for the WCS/LS contractor is expected to be issued within Q1 2025							

<p>Achieve project Final Investment Decision (FID), Complete Tender Evaluation processes and award contracts, Commence detailed Engineering</p>	<p>FID Achieved</p>	<p>Output</p>	<p>Seven (7) discoveries – Paradise, Hickory North, Beech, Almond, Pecan, Cob, Pecan North</p> <p>The Minister for Energy granted an extension for the submission of the Plan of Development (POD) to 15th April 2023 upon the request by Aker Energy</p> <p>The POD was approved by the Minister for Energy on 27th June 2023 as submitted by</p>						<p>Quarterly</p>	<p>GNPC</p>
---	---------------------	---------------	--	--	--	--	--	--	------------------	-------------

		<p>Pecan Energies.</p> <p>Africa Finance Corporation Equity and Investment (AFCEI) acquired the stake of Aker Energy AS (Operator), thereby securing 50% ownership of the DWT-CTP block.</p> <p>A Letter of Intent (LoI) issued to the FPSO contractor, and the final contract award is pending. The LoIs for the SPS and SURF contractors remain</p>							
--	--	---	--	--	--	--	--	--	--

Goal: Ensure universal access to reliable, competitively priced, and environmentally sustainable energy for both domestic consumption and export

Objective: Ensured increased value addition to the country's oil and gas resources

Programme: UPSTREAM

Sub- Programme 1: Greater Jubilee Field

Indicators	Indicator Definition	Indicator Type ¹	Baseline 2024	Targets				Disaggregation	Monitoring Frequency	Responsibility
				2026	2027	2028	2029			
			outstanding and are expected to be issued by the end of January 2025. The LoI for the WCS/LS contractor is expected to be issued within Q1 2025							
No of development wells drilled	Drilling of development wells	Output						Oil production	Quarterly	GNPC
No of development wells drilled	Drilling of development wells	Output		Drill one well				Development wells drilled	Quarterly	GNPC

Goal: Ensure universal access to reliable, competitively priced, and environmentally sustainable energy for both domestic consumption and export

Objective: Ensured increased value addition to the country's oil and gas resources

Programme: UPSTREAM

Sub- Programme 1: Greater Jubilee Field

Indicators	Indicator Definition	Indicator Type ¹	Baseline 2024	Targets				Disaggregation	Monitoring Frequency	Responsibility
				2026	2027	2028	2029			
Develop framework for establishment of subsidiaries		Process		Develop framework for establishment of subsidiaries					Quarterly	GNPC
Establish •GNPC Energy Trading •GNPC Shared Services •GNPC TARC offshoots		Output		Establish •GNPC Energy Trading •GNPC Shared Services •GNPC TARC offshoots						

Goal: Ensure universal access to reliable, competitively priced, and environmentally sustainable energy for both domestic consumption and export

Objective: Ensured increased value addition to the country's oil and gas resources

Programme: UPSTREAM

Sub- Programme 1: Greater Jubilee Field

Indicators	Indicator Definition	Indicator Type ¹	Baseline 2024	Targets				Disaggregation	Monitoring Frequency	Responsibility
				2026	2027	2028	2029			
Integrate disaster scenarios into the new strategic plan, drawing lessons from COVID-19 to enhance institutional agility and crisis response.				Integrate disaster scenarios into the new strategic plan, drawing lessons from COVID-19 to enhance institutional agility and crisis response.					Quarterly	GNPC

Goal: Ensure universal access to reliable, competitively priced, and environmentally sustainable energy for both domestic consumption and export

Objective: Ensured increased value addition to the country's oil and gas resources

Programme: UPSTREAM

Sub- Programme 1: Greater Jubilee Field

Indicators	Indicator Definition	Indicator Type ¹	Baseline 2024	Targets				Disaggregation	Monitoring Frequency	Responsibility
				2026	2027	2028	2029			
Integrate disaster scenarios into the new strategic plan, drawing lessons from COVID-19 to enhance institutional agility and crisis response.				Integrate disaster scenarios into the new strategic plan, drawing lessons from COVID-19 to enhance institutional agility and crisis response.					Quarterly	GNPC

Goal: Ensure universal access to reliable, competitively priced, and environmentally sustainable energy for both domestic consumption and export

Objective: Ensured increased value addition to the country's oil and gas resources

Programme: UPSTREAM

Sub- Programme 1: Greater Jubilee Field

Indicators	Indicator Definition	Indicator Type ¹	Baseline 2024	Targets				Disaggregation	Monitoring Frequency	Responsibility
				2026	2027	2028	2029			
Support GNPC's ecosystem and value chain through: •Capacity-building initiatives •Collaboration with local firms and the GNPC TARC JV				Support GNPC's ecosystem and value chain through: •Capacity-building initiatives •Collaboration with local firms and the GNPC TARC JV					Quarterly	GNPC
Partner with local and international universities to support the growth and delivery of STEM-related programmes				Partner with local and international universities to support the growth and delivery of STEM-related programmes					Quarterly	GNPC

Goal: Ensure universal access to reliable, competitively priced, and environmentally sustainable energy for both domestic consumption and export

Objective: Ensured increased value addition to the country's oil and gas resources

Programme: UPSTREAM

Sub- Programme 1: Greater Jubilee Field

Indicators	Indicator Definition	Indicator Type ¹	Baseline 2024	Targets				Disaggregation	Monitoring Frequency	Responsibility
				2026	2027	2028	2029			
Incorporating ESG metrics into the business model		Process		Incorporating ESG metrics into the business model					Quarterly	GNPC
Collaborating with JVPs to reduce flaring through technology		Process		Collaborating with JVPs to reduce flaring through technology						
Formulate an Integrated Energy Development Plan		Process		Formulate an Integrated Energy Development Plan						

Goal: To provide quality refined products that meet international standard to ensure energy security

Objective: To increase the refinery capacity to meet national consumption demand of 160,000bpsd with a hydrotreater and a Petrochemical plant by 2029

Programme: DOWNSTREAM/Refinery Capacity Expansion Programmes

Indicators	Indicator Definition	Indicator Type	Baseline 2025	Targets				Disaggregation (Gender, location, etc)	Monitoring Frequency	Responsibility
				2026	2027	2028	2029			
Change in Processing Capacity	The level of change in total processing capacity in barrels per stream day.	Outcome	28,000 BPSD	45,000 BPSD	60,000 BPSD	100,000 BPSD	160,000 BPSD	TOR	Half Yearly	TOR
Percentage completion of TOR refined product Storage capacity	Measures the level of completion of the TOR refined product storage capacity	Output	1,158,750 m ³	25%	25%	25%	25%	TOR	Half Yearly	TOR
Percentage completion of TOR Loading gantry	Measures the level of completion of the TOR Loading gantry	Output	10% Completed	40%	50%			TOR	Half Yearly	TOR
Percentage completion of Natural Gas facility	Measures the level of Percentage completion of the Natural facility	Output	20% Completed	50%	30%			TOR	Quarterly	TOR

Percentage completion of the upgrade of lab	Measures the level of Percentage completion of the lab to meet international standards	Output	10% Completed	50%	40%			TOR	Quarterly	TOR
Percentage completion of the installation of mass flow meters and tank gauging systems	Measures the level of Percentage completion of the installation of mass flow meters and tank gauging systems	Output	0% completed	50%	50%			TOR	Half Yearly	TOR
Percentage completion of Petrochemical units to the existing plant	Measures the level of Percentage completion of petrochemical plant	Output	0% Complete	25%	25%	25%	25%	TOR	Half Yearly	TOR
Percentage completion of the automated loading gantry	Measures the level of Percentage of completion of the automated loading gantry.	Outcome	0% Completed	25%	25%	25%	25%	TOR	Half Yearly	TOR
Percentage completion of an ultra-modern	Measures the level of Percentage of completion of the ultra-modern hospital	Output	0% Completed	25%	25%	25%	25%	TOR	Half Yearly	TOR

200- hospital	bed											
------------------	-----	--	--	--	--	--	--	--	--	--	--	--

CHAPTER EIGHT

COMMUNICATION STRATEGY

Introduction

This chapter outlines the strategy to communicate the Energy Sector Medium-Term Development Plan (SMTDP) and its results to all stakeholders, including decision-makers and the citizenry. The communication strategy consists of the objectives, target audience, key messages, channels/methods of communication, a consolidated communication plan, and indicators to assess its effectiveness. The overall essence of this strategy is to project the successes of government and sector agencies in the energy sector, foster transparency, mobilize stakeholder support, and ensure accountability to citizens.

Objectives

- a) To ensure sustained mass media exposure in promoting the achievements of the energy sector.
- b) To utilize existing communication and engagement channels to convey the SMTDP to all external stakeholders.
- c) To effectively utilize social media and digital platforms to disseminate timely information to the citizenry.
- d) To create awareness and familiarity among communities, industry actors, and oversight bodies.
- e) To disseminate consistent and coordinated messages across all energy sector agencies.
- f) To communicate SMTDP interventions that address the needs of women, vulnerable groups, and persons with disabilities.
- g) To foster transparency, build stakeholder confidence, and enhance the visibility of sector institutions.

Communication Plan

The Communication Plan outlines the target audience, the key messages to be delivered, and the channels or methods through which the communication will be carried out

Target Audiences

- a) Citizenry and local communities, including women and vulnerable groups
- b) Civil Society Organizations (CSOs) and advocacy groups
- c) Government agencies such as MoE>, MoF, MoI, ISD, NDPC, SIGA, PURC, EPA, and Parliament
- d) Development Partners and International Organizations
- e) Private Sector actors including Independent Power Producers (IPPs), Oil & Gas Companies, Renewable Energy Firms, Nuclear Power Stakeholders
- f) Media (local and international)

- g) Internal stakeholders (Sector Agencies and Staff: GRIDCo, ECG, VRA, Ghana Gas, Bui Power, BOST, Energy Commission, NPG, GCMC, etc.)
- h) Opinion leaders, Chiefs, Elders, Traditional Authorities
- i) Academia and research institutions

Key Messages

- a) Government is committed to delivering reliable, affordable, and sustainable energy for all.
- b) Achievements and progress under the 2026–2029 Energy Sector SMTDP demonstrate transparency and accountability.
- c) Investment in gas, petroleum logistics, electricity infrastructure, renewable energy, and nuclear power enhances national energy security.
- d) Citizens and communities remain at the centre of energy development, with targeted initiatives for women, vulnerable groups, and persons with disabilities.
- e) The Energy Sector’s long-term vision aligns with Ghana’s Energy Transition Framework and national development goals.

Channels/Methods of Communication

Online communication channels to be utilised include:

- a) Social media marketing (Facebook, Twitter/X, WhatsApp, YouTube, LinkedIn)
- b) Websites and online dashboards of energy agencies
- c) Viral campaigns and audience engagement tools

Offline communication channels to be utilised include:

- a) Town hall meetings and community engagements
- b) Public relations campaigns (TV, radio, and print interviews, press releases, feature articles)
- c) Stakeholder engagement forums, durbars, workshops, and conferences
- d) Annual Progress Reports (APRs), newsletters, brochures, and simplified versions of the MTDP
- e) Audio-visual documentaries, CSR events, and exhibitions

Table 20: Communication Plan

Objectives	Target Audience	Communication Channel/Method	Key Message/Product	Responsibility	Frequency
	Citizenry, Civil Society Groups, Media (local & international)	Social media platforms, community engagements, websites, press releases, TV & radio	Energy SMTDP 2026–2029; Progress and Achievements	MoEn>, ISD, Agency PR Units	Quarterly / As needed
To utilise existing engagement channels to convey the SMTDP	Development Partners, Government Agencies, Parliament	Stakeholder forums, town hall meetings, policy briefs, presentations	Goals, Outcomes, Objectives, Programmes & Indicators	NDPC, MoEn>, Energy Commission	Bi-annual / Annual
To effectively use social media to disseminate results	Citizens, Youth, Media	Social media marketing, online infographics, live streams	Progress of programmes, transparency updates	Communications/PR Units of Agencies	Continuous
To build awareness and trust among communities and PAPs	Traditional Authorities, PAPs, Local Communities	Community durbars, consultations, CSR events, FM stations	Project benefits, compensation, opportunities, community involvement	VRA, Bui Power, ECG, GRIDCo, Ghana Gas	Quarterly / Project-linked
To promote investment opportunities in energy sector	Private Sector, Investors, Development Partners	Investment forums, business roundtables, websites, reports	Opportunities in renewables, nuclear, gas, and logistics	MoEn>, BOST, NPG, Energy Commission	Annual

Objectives	Target Audience	Communication Channel/Method	Key Message/Product	Responsibility	Frequency
To communicate inclusive initiatives	Women, vulnerable groups, PwDs	Town hall meetings, workshops, simplified reports	Inclusive benefits, empowerment in access to energy	MoEn>, CSOs, Energy Commission	Quarterly / As needed

Table 21: Indicators of Effectiveness

Stakeholder Group	Indicator
External (citizens, CSOs, media, partners)	<ul style="list-style-type: none"> - Number of public reports, APRs, and press releases disseminated - Frequency of media features/interviews on energy sector achievements - Level of citizen engagement and feedback at town halls, durbars, and social media platforms
Internal (sector agencies & staff)	<ul style="list-style-type: none"> - Number of staff durbars, newsletters, and briefings held - Frequency of inter-agency coordination meetings - Alignment of communication outputs across agencies
Development Partners & Investors	<ul style="list-style-type: none"> - Number of stakeholder forums, roundtables, and investment sessions held - Quality of reporting on MTDP implementation (timely & consistent)
Parliament & Oversight Bodies	<ul style="list-style-type: none"> - Number of reports submitted that conform with SMTDP standards - Timeliness and accuracy of reports presented
Vulnerable Groups (women, PwDs, PAPs)	<ul style="list-style-type: none"> - Number of targeted outreach programmes held - Participation levels of women and vulnerable groups in consultations