

## Contents

<b>CHAPTER ONE</b> .....	5
<b>INTRODUCTION</b> .....	5
<b>1.1 PURPOSE OF 2020 MONITORING AND EVALUATION (M&amp;E)</b> .....	6
<b>1.2 SUMMARY OF ACHIEVEMENTS OF THE IMPLEMENTATION OF THE DMTDP</b> .....	6
<b>1.4 PROPORTION OF ANNUAL ACTION PLAN IMPLEMENTED IN 2020</b> .....	6
<b>1.5 CHALLENGES ENCOUNTERED IN THE IMPLEMENTATION OF THE DMTDP INCLUDING M&amp;E CHALLENGES</b> ...	8
<b>1.6 PROCESSES INVOLVED IN CONDUCTING M&amp;E</b> .....	8
<b>CHAPTER TWO</b> .....	10
<b>2.0 INTRODUCTION</b> .....	10
<b>2.1 PROGRAMME AND PROJECT STATUS FOR 2020</b> .....	10
<b>2.2 Performance of Revenue indicators as against Target</b> .....	35
<b>2.3 UPDATE ON CORE DISTRICT INDICATORS AND TARGETS</b> .....	36
<b>2.4 Performance of indicators</b> .....	41
<b>2.5 REPORT ON CRITICAL DEVELOPMENT AND POVERTY ISSUES</b> .....	42
<b>2.5.2 LIVELIHOOD EMPOWERMENT AGAINST POVERTY (LEAP)</b> .....	42
<b>2.5.3 NATIONAL HEALTH INSURANCE SCHEME (NHIS)</b> .....	43
<b>2.5.4 Child Protection Programme</b> .....	43
<b>2.5.6 SUPPORT TO PEOPLE WITH DISABILITIES (PWDS)</b> .....	44
<b>2.5.7 GHANA-LUXEMBOURG SOCIAL TRUST (GLST) PROJECT</b> .....	44
<b>2.5.8 NATIONAL YOUTH EMPLOYMENT PROGRAMME</b> .....	45
<b>2.5.11 Basic Education Certificate Examination (BECE – 2020)</b> .....	45
<b>2.5.13 Local Economic Development</b> .....	46
<b>2.5.16 Community Led Total Sanitation</b> .....	48
<b>2.6 GOVERNMENTS FLAGSHIP PROGRAMMES</b> .....	50
<b>2.6.4 Free SHS Programme</b> .....	51
<b>2.6.6 GHANA SCHOOL FEEDING PROGRAMME (GSFP)</b> .....	51
<b>2.6.7 Street naming and Property Addressing</b> .....	51
<b>2.7 EVALUATIONS CONDUCTED, THEIR FINDINGS AND RECOMMENDATIONS</b> .....	56
<b>2.8 PARTICIPATORY MONITORING AND EVALUATION</b> .....	56
<b>CHAPTER THREE</b> .....	58
<b>3.0 INTRODUCTION</b> .....	58
<b>3.1 KEY ISSUES ADDRESSED AND THOSE YET TO BE ADDRESSED</b> .....	58
<b>3.2 RECOMMENDATIONS</b> .....	58
<b>3.3 CONCLUSION</b> .....	59

## LIST OF ACRONYMS

AIDS	Acquired Immune Deficiency Syndrome
BMS	Biometric Membership Solutions
CBO	Community Based Organisation
CETA	Community Education Teaching Assistants
CHMCs	Community Health Management Committees
CHW	Community Health Worker
CPA	Community Policing Assistant
DACF	District Assemblies Common Fund
DCPP	District Child Protection Programme
DDF	District Development Facility
DMTDP	District Medium-Term Development Plan
DPCU	District Planning Co-ordinating Unit
E-HEALTH	Electronic Health Technician
GETFund	Ghana Education Trust Fund
GLST	Ghana Luxembourg Social Trust
GoG	Government of Ghana
GSFP	Ghana School Feeding Programme
GSGDA	Ghana Shared Growth Development Agenda
GSOP	Ghana Social Opportunities Project
GPSNP	Ghana Productive Safety Net Project
HIV	Human Immuno-Deficiency Virus
IGF	Internally Generated Funds
LEAP	Livelihood Empowerment Against Poverty
LIPW	Labour Intensive Public Works
M&E	Monitoring and Evaluation
NHIA	National Health Insurance Authority
NDPC	National Development Planning Commission
NGO	Non-Governmental Organisation
NHIS	National Health Insurance Scheme
NYEA	National Youth Employment Agency
PLWHA	People Living With HIV and AIDS

POS	Point of Sale
PWDs	Persons with Disabilities
RCC	Regional Co-ordinating Council
YCS	Youth in Coastal Sanitation
YEP	Youth in Environmental Protection
YIFS	Youth in Fire Service
YIPS	Youth in Prison Service

## EXECUTIVE SUMMARY

A significant benchmark for assessing the implementation of development programmes and projects is Monitoring and Evaluation (M&E). Against this background, MMDAs have been tasked by the National Development Planning Commission to submit Quarterly and Annual Progress Reports on the implementation of development programmes and projects within their jurisdiction to track the implementation of the District Medium Term Development Plan 2018-2021.

The 2020 Annual Progress report assesses the extent of the implementation of the 2020 Annual Action Plan and also measures the achievement set of the objectives in the District Medium Term Development Plan of the Shai-Osudoku for 2018-2021.

This 2020 Annual Progress Report is presented in three (3) chapters. Chapter one provides a comprehensive overview of key monitoring and evaluation objectives for 2020, processes followed in the M&E as well as challenges encountered in the implementation of the DMTDP 2018-2021, whilst chapter two reviewed the programmes and projects and also provide an update on critical development and poverty issues with some insight into the participatory M&E methods employed in tracking and evaluating the interventions.

Chapter three on the other hand, presents key issues addressed and those yet to be addressed in the context of the implementation of programmes and projects during the year within the medium term and make appropriate recommendations for future plan of the Assembly.

It is strongly believed that stakeholders will continually act in concert to create the enabling environment for effective implementation of planned programmes and projects.

# CHAPTER ONE

## INTRODUCTION

The Shai-Osudoku District was created on 15<sup>th</sup> March, 2012 by the Legislative Instrument (LI 2137). The District has a land size of 968.36 square kilometres, which covers 29.84% of the regional land area and a projected population of 67,105 in 2020 .Dodowa is the administrative capital of the District.

The Shai-Osudoku District has a vision of being transformed from an economically deprived to a viable District where there are prospects for gainful employment. Its mission is to create the enabling environment for the provision of services for the total development of the District in collaboration with all stakeholders. The core values of the District are Transparency, Integrity, Accountability, Creativity, Diligence, Discipline; Equity, Innovativeness; Timeliness and Client-Oriented.

The 4-Year District Medium-Term Development Plan which was prepared in the context of the National Development Framework; Agenda for Jobs: Creating Equal Opportunities for all (2018- 2021) among other things seeks to promote:

- ❖ Economic Development
- ❖ Social Development
- ❖ Environment, Infrastructure and Human Settlements
- ❖ Government, Corruption and Public Accountability
- ❖ Ghana and the International Community

Some of the processes adopted to monitor and evaluate the implementation of programmes and projects in the 2018-2021 MTDP were:

- Quarterly meetings by DPCU members
- Regular site meetings involving key stakeholders
- Monitoring by DPCU and other committees of the Assembly
- Quarterly monitoring by RCC, the Local Government Ministry, DACF Team, etc.
- Compilation of quarterly reports by decentralized departments/units

The district also undertook some evaluations involving stakeholders. These include quarterly review by DPCU members on projects and programme implemented. Others include Mid-year and annual reviews of programmes and projects.

### 1.1 PURPOSE OF 2020 MONITORING AND EVALUATION (M&E)

The main purpose of undertaking 2020 Monitoring and Evaluation (M&E) was;

- To accord the District’s Development Actors (i.e., Stakeholders) the opportunity to ascertain at first-hand whether projects inputs allocated by the Assembly were being utilised appropriately and were producing the intended results in a sustainable manner.
- To enable the District, generate reliable and valid information to the Region and National authorities to formulate policies and make evidence based decision to improve the lives of the people in the District.

### 1.2 SUMMARY OF ACHIEVEMENTS OF THE IMPLEMENTATION OF THE DMTDP

The year, 2020 saw the implementation of projects and programmes in relation to activities planned in the 2020 Annual Action Plan.

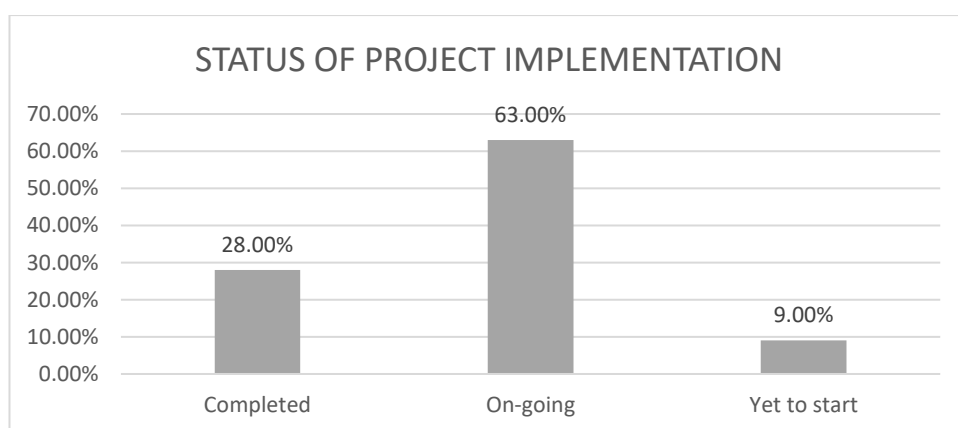
### 1.3 OVERALL PROPORTION OF DMTDP IMPLEMENTED

The Shai –Osudoku District Assembly planned 408 projects and programmes to be implemented during the medium term development plan (2018-2021). Out of the 408 projects and programmes, about 272 were implemented as at the end of the 3<sup>rd</sup> year of the plan implementation representing 66. 6%.

### 1.4 PROPORTION OF ANNUAL ACTION PLAN IMPLEMENTED IN 2020

For the year 2020, the District earmarked 107 programmes and projects for implementation. During the year under review, 97 programmes and projects representing 91% were implemented. This means that about 10 of the projects and programmes were not implemented and therefore had to be rolled over unto the 2021 action plan since they are still relevant. The percentage of projects completed as against ongoing ones and those that were yet to start are presented in figure 1 below.

Figure 1: PROPORTION OF THE ANNUAL ACTION PLAN IMPLEMENTED BY THE END OF 2020



Source: DPCU 2020

Figure 1 above depicts the level of implementation of programmes and projects for the 2020. It was observed that a significant proportion of programmes and projects (28%) were completed and (63%) were on-going. (9%) of programmes and projects were yet to start.

**Table 1: Overall proportion of the DMTDP implemented in 2020**

Indicators	Baseline 2017	Target 2018	Actual 2018	Target 2019	Actual 2019	Target 2020	Actual 2020	Target 2021	Actual 2021
1. Proportion of the annual action plans implemented by the end of the year.	86%	100%	86%	100%	88%	100%	91%	100%	N/A
a. Percentage completed.	41%	100%	61%	100%	45%	100%	28%	100%	N/A
b. percentage of ongoing interventions	45%	0%	25%	0%	43%	0%	63%	0%	N/A
c. Percentage of intervention abandoned	0%	0%	0%	0%	0%	0%	N/A	0%	N/A
d. Percentage of intervention yet to start	14%	0%	14%	0%	12%	0%	9%	0%	N/A
Proportion of the overall medium term development plan implemented	-	30%	20.8%	60%	42.8%	80%	67%	100%	N/A

Source: SODA 2020

Table 2: Details on the Annual Action Plan implemented under the Agenda for Jobs Policy Framework

Development Dimension	2018		2019		2020		2021	
	Plan	Executed	Plan	Executed	Plan	Executed	Plan	Executed
Economic Development	11	9	18	15	17	16		
Social Development	35	25	35	29	30	37		
Env't, Infrastructure & Human Settlement	27	26	17	15	33	21		
Governance, Corruption & Public Accountability	26	27	32	31	27	23		
Ghana & the International Community	-	-	-	-	-	-		
Total	99	85	102	90	107	97		

Source: SODA,2020

### 1.5 CHALLENGES ENCOUNTERED IN THE IMPLEMENTATION OF THE DMTDP INCLUDING M&E CHALLENGES

The difficulties encountered by the Assembly in the implementation of planned programmes and projects included:

- i. The outbreak of the novel Coronavirus causing fear and panic, affecting IGF mobilization in 2020.
- ii. Inadequate funding resulting in the slow pace of implementation of planned programmes and projects
- iii. Delay in submission of reports by Decentralised departments and agencies;
- iv. Untimely release of funds for planned programmes and activities
- v. Inaccessibility to some parts of the District due to poor road network and unfavourable weather conditions.
- vi. Encroachment on lands earmarked for Assembly's Projects.
- vii. Difficulty in assessing communal lands for implementation of projects and programmes
- viii. Apathy for communal labour

### 1.6 PROCESSES INVOLVED IN CONDUCTING M&E

The process of compiling the 2020 Progress Report was a collaborative one. It entailed the application of qualitative, quantitative and other participatory techniques (e.g. questionnaire, focus group



discussion). A task team comprising Heads of Decentralised Departments, Non-Governmental Organisations (NGOs), Civil Society

Organisations (CSOs), User Institutions of the Projects, Chiefs and Queens, Assembly Members, Women, Persons with Disabilities, Opinion Leaders and Community Members/End Users of the Projects.

Data for the report was sourced from both primary and secondary sources. These include questionnaire administration, focus group discussions, monitoring visits, appraisal reports from Decentralised Departments etc.

The Shai-Osudoku District Assembly undertakes participatory Monitoring and Evaluation in selected communities in the district where programmes and projects are being implemented. During monitoring and evaluation, key stakeholders such as Chiefs, Opinion Leaders, Assembly Members, Heads of Departments, Women Groups and Beneficiary Communities are usually involved.

The Districts' target was to achieve a 100% of implementation of its projects and programmes in the 2020 Annual Action Plan; however, 91% was achieved. This implies that 9% of projects and programmes that were not implemented would have to be rolled over for implementation in 2021 action plan .

## CHAPTER TWO

### 2.0 INTRODUCTION

This chapter looks at the status of implementation, monitoring and evaluation of programmes and projects in the DMTDP.

### 2.1 PROGRAMME AND PROJECT STATUS FOR 2020

Status of programmes and projects for the 2020 are indicated in Table 3 below:

**Table 3: Project Status for January- December, 2020**

ITEM	PROJECT DESCRIPTION	THEMATIC AREA OF POLICY FRAMEWORK	LOCATION	CONTRACTOR/CONSULTANT	ORIGINAL CONTRACT SUM (GHC)	REVISED CONTRACT SUM	SOURCE OF FUNDING	DATE OF AWARD	DATE STARTED	EXPECTED DATE OF COMPLETION	EXPENDITURE TO DATE (GHC)	OUTSTANDING BALANCE (GHC)	IMPLEMENTATION STATUS (%)	REMARKS
<b>HEALTH SECTOR</b>														
1	Construction of 1 No. CHPS Compound for Tokpo Community	Social Development	Tokpo	M/s Lardom Ventures	111,132.91	111,132.91	DDF	26/09/11	12/10/11	26/03/12	76,945.00	34,187.91	70%	Roofed
2	Construction of 1 No. CHPS Compound for Sota Community	Social Development	Sota	M/s Bramsco Co.& Civil Eng. Works	118,592.20	118,592.20	DDF	26/09/11	12/10/11	26/03/12	46,015.96	73,435.24	90%	Finishing
3	Construction of Fence Wall at Agomeda Health Centre	Social Development	Dodowa	Koora Const. Ltd	84,028.93	84,028.93	IGF	10/07/16	10/07/17	04/07/17	0	31,824.67	80%	Plastering

4	Construction of 1 No. 3-Unit Staff Bungalow for District Director of Health	Social Development	Dodowa	UPS Const. & Eng Ltd	105,757.09	105,757.09	DACF	22/11/10	10/12/10	05/08/12	33,042.40	105,757.09	70%	Roofed
5.	Construction of 1 no. CHPS Compound at Doryumu Compound	Social Development	Doryumu	Fasoh Multi Services Ltd	303,314.44	-	DACF	04/09/18	04/09/18	08/09/18	0	0	100%	Completed
6.	Conversion of the old Dodowa Hospital into an infectious Disease Center	Social Development	Dodowa	Gold Coast	-	-	MOH	-	-	-	-	-	90%	Finishing
7.	Renovation of CHPS Compound	Social Development	Asutsuar Junction	LanGigat	89,487.75	-	DDF	05/12/18	05/12/18	04/02/19	-	70,726.05	100%	Completed
8.	Construction of 1 No. CHPS Compound	Social Development	Dormeliam	Jakodof	157,121.65	118,592.20	DACF/DDF	30/09/11	30/02/12	26/03/12	46,015.96	73,435.24	70%	Finishing
<b>EDUCATION SECTOR</b>														
9.	Construction of 1No. 6-Unit Classroom Block with Office and store for Tokpo D/A Basic	Social Development	Tokpo	PabiadaCo. Ltd	190,261.95	-	DDF	26/09/11	26/03/12	26/03/12	113,778.02	-	70%	Roofed (Request for termination of contract)

10.	Construction of 1 No. 3-unit classroom block with office and stores for Duffor D/A Basic School	Social Development	Duffor	Bengasco Structure works Ltd	141,094.19	-	DDF	14/10/11	14/03/12	14/03/12	0	53,100.90	25%	Footing
11.	Construction of 1 No. 6 Unit Classroom Block with Ancillary Facilities at Agomeda	Social Development	Agomeda	Ninaq Ltd	167,177.37	-	DACF	26/09/11	26/09/12	26/09/12	0	82,081.48	95%	Finishing
12.	Construction of 1 No. 3-Unit Classroom Block with Ancillary Facilities for Dodowa Methodist Basic school	Social Development	Dodowa	Geolicrafts Co. Ltd.	250,000.00	-	Special Initiative	26/09/11	26/02/12	26/09/12	0	54,778.46	100%	Completed
13.	Construction of 1 No. Teacher's Quarters at Abuviekpong	Social Development	Abuviekpong	Dick Manor Construction works	106,255.71	-	DACF/DDF	26/09/11	26/09/11	26/09/12	43,379.99	25,950.57	50%	Lintel
14.	Construction of 12 unit Classroom Block with Ancillary Facilities at Osuwem	Social Development	Osuwem	Colmax –D Ltd	847,754.38	-	DACF	25/07/2018	25/07/2018	25/03/2019	103,483.80	-	45%	Gable

15.	Construction of 1 No. 6-Unit Classroom Block with Ancillary Facilities for Fiankonya D/A Basic School	Social Development	Fiakonya	Al-Fade Co.Ltd	285,421.25	285,421.25	DACF	26/09/11	04/10/11	26/09/12	31,563.04	161,858.47	60%	Gable Super Structure
16.	Construction of 1 No. 3-Unit Classroom Block with Ancillary Facilities for Asutsuare D/A R/C Basic School	Social Development	Asutsuare	M/s Infinity Alliance Company Ltd.	53,557.25	105,351.06	DDF	26/09/11	14/10/11	26/03/12	31,159.46	74,191.60	45%	Window
17.	Construction of 1 No. 6-Unit Classroom Block with Ancillary Facilities for Odumse D/A Basic School	Social Development	Odumse	M/s Boko Nat Company Ltd.	192,176.66	217,337.37	DDF	26/09/11	04/10/11	26/03/12	164,650.05	52,687.32 per review	65%	Roofing
18.	Construction of 1 No. 3-Unit Classroom Block with Office and Store for Osuwem D/A Basic School	Social Development	Osuwem	M/s Level View Ent	143,062.23	143,062.23	DDF	26/09/11	15/10/11	26/03/12	53,520.00	89,542.23 per review	65%	Roofing Level
19.	Complete the construction of 1 No. 2-Storey School Block	Social Development	Dodowa	M/s Simoski Cont. Works Ltd.	191,182.95	191,182.95	DDF	14/10/11	28/10/11	30/02/12	119,853.82	71,329.13 per review	65%	Roofing

	for Dodowa ICCES													
20.	Renovation and extension of Dodowa Library	Social Development	Dodowa	MESSRS Dellberg & Co Consult Ltd	170,071.31	-	MP's Common Fund	11/04/18	11/05/18	08/11/18	0	0	85%	Finishing Works
21	Construction of 1 No. 3 Unit Classroom with Office, Store for Dormeliam D/A Basic School	Social Development	Dormeliam	Jokadof Ltd	157,121.65	-	DACF/U DDF	30/09/2011	30/02/2012		60,872.22		70%	Finishing
22.	Renovation of 1 No.4-Unit Classroom Block with office and store for Volivo DA Sch	Social Development	Volivo	Chriskenshie Ent.	119,596.40	-	IGF	04/01/18	04/02/19	04/02/19	65,730.60	0	100%	Completed
23.	Construction of 1 No. 3-Unit Classroom Block with Ancillary facilities for Asutsuare D/A Primary school	Social Development	Asutsuare	Freedesh	147,587.19	-	DACF	10/07/11	03/07/12	03/07/12	0	71,023.95	100%	Completed
24.	Construction of 1 No. 6-Unit Classroom Block with Ancillary Facilities at	Social Development	Osuwem	M/s Bestcando Construction Ltd.	235,177.25	235,177.25	DACF	26/09/11	04/10/11	26/09/12	90,647.34	144,529.91	100%	Completed

	Osuwem D/A Basic School													
25.	Construction of 1 No 5-Unit Classroom Block with Office and Store with 4 Seater Toilet Facility at Ayenya D/A Basic School	Social Development	Ayenya	Geolicraft Company Limited	477,347.00	477,347.00	Japan Embassy	24/02/2020	20/03/2020	20/03/2021	178,911.60	298,435.40	100%	Completed
26.	Construction of 1 No. 3-Unit Classroom Block with Ancillary facilities at Kongo	Social Development	Kongo	Ground Touch Co.Ltd	250,297.14	250,297.14	DACF	9/4/2018	9/4/2018	1/8/2019	-	-	100%	Completed
27.	Construction of 1 No. 3-Unit Classroom Block with Office and Store and with Library	Social Development	Ayenya	Derkak Co. Ltd	439,123.30	439,123.30	DACF RFG	8/4/2020	8/4/2020	8/10/2020	-	-	100%	Completed
28.	Construction of 1 No. 6-Unit Classroom Block at Dodowa Zongo	Social Development	Dodowa Zongo	Maranatha Rock Services	-	-	GNPC	-	-	-	-	-	90%	Finishing Level
29.	Construction of 1 No.6-Unit Classroom Block at with Office and	Social Development	Asutsuar e	Geolicraft Co.Ltd	655,302.53	655,302.53	DACF/ RFG	15/5/2020	15/5/2020	15/11/2020	-	-	90%	Finishing level

	Store at Osutech													
<b>HOUSING SECTOR</b>														
30.	Construction of 1 No. 3-Unit Staff Bungalow for DWDA/SODA Staff	Infrastructure and Human Settlement Development	Dodowa	Infinity Alliance Co.Ltd	105,351.06	-	DACF	22/11/2010	05/08/11		31,159.46		35%	Window Level
31.	Construction of 72No. Shed at Asutuare Market	Infrastructure and Human Settlement Development	Asutsuare	Nagmas Ltd			CODA						100%	Completed
32.	Construction of 40 No, lockable Stores and 40 No, Open Shed and Crèche at Asutsuare	Infrastructure and Human Settlement Development	Asutsuare	Zegor	1,983,642.27	-	CODA	-	-	-	0	-	25%	Footing
33.	Construction of 40 No, lockable Stores and 40 No, Open Shed and Crèche at Dodowa	Infrastructure and Human Settlement Development	Dodowa	Rock Solutions Ltd	1,983,642.27	-	CODA	-	-	-	0	-	40%	First floor level
34.	Construction of Durbar ground at Asutsare	Infrastructure and Human Settlements Development	Asutsuare	Ground Touch	200,000.00	-	Special Initiative						100%	Completed
35.	Renovation of finance and audit	Infrastructure and Human Settlements Development	Dodowa	Rotamac real estate	449,511.15		IGF	08/04/20	08/04/20	08/10/20			50%	On-going



	block of shai-osudoku district assembly	Settlement Development		and construction ltd										
36.	Gravelling of asutsuare market phase 2 & osuwem road		Asutsuare Market and Osuwem Road	M/s OJ Projects & Logistics Limited	88,788.00		DACF	10/02/20	10/02/20	28/02/20			100%	Completed
<b>ROAD SECTOR</b>														
37	Partial reconstruction of Ayikuma-Doryumu Road (10.8km)	Infrastructure and Human Settlement Development	Ayikuma - Doryumu	M/S Altep Enterprise	N/A	-	GOG/DO NOR	12/10/15	26/10/2015	12/06/16	0	0	65%	On-going
38	Surfacing of Dodowa-Afienva Road (15.3km entire stretch). Districts' portion (8.3km)	Infrastructure and Human Settlement Development	Dodowa-Afienva	-	-	-	GOG	10/11/16	23/11/16	30/06/17	-	-	30%	On-going
39	Bitumen surfacing of Dodowa Town roads(6.7km)	Infrastructure and Human Settlement Development	Dodowa	Kingspok Comp. Ltd	-	-	Ghana Road Fund	01/03/19	15/03/19	-	-	-	60%	Ongoing
40.	Rehabilitation of Duffour Junction to other roads	Infrastructure and Human Settlement Development	Duffour,	Durays Engineering ltd	272,193.78	-	GPSNP	20/02/20	23/03/2020	-	-	-	40%	On-going
41.	Dredging works and construction of Culverts at	Infrastructure and Human Settlement Development	Dodowa	O.J Logistics	86,436.00	-	DACF	19/04/2020	19/04/2020	19/06/2020	-	-	100%	Completed

	Rahma Town and Ashaiman Junction	Settlement Development		and Projects										
<b>SANITATION SECTOR</b>														
42.	Construction of 12 seater toilet facility for Clean Ghana Sanitation Project	Social Development	Doryumu	Sammavans Co. Ltd	319,862.10	-	GH First	07/05/18	07/08/18	07/08/18	0	0	25	Footing
43.	Construction of 10 seater toilet facility for Clean Ghana Sanitation Project	Social Development	Agomeda	SamdaCont			IPEP	07/05/18	07/08/2018	07/08/2018	0	0	70%	Roofed
44.	Construction of 10 seater toilet facility for Clean Ghana Sanitation Project	Social Development	Osuwem	SamdaCont			IPEP	07/05/18	07/08/2018	07/08/2018	0	0	55%	Gable
45.	Construction of 1 No. 4-Seater WC facility at DodowaZongo	Social Development	Dodowa Zongo	Geoligraft Com. Ltd	57,758.53.00	-	MPs Fund	04/12/18	15/01/19	15/01/19	0	44,820.07	85%	Finishing
46.	Construction of 1 No. 10-seater Water	Social Development	Natriku	Chriskenshie Ent	100,000.00	-	Special Initiative						55%	Roofing

	Closet facility at Natriku													
47.	Construction of 8 seater Water Closet facility at Dzagbletey	Social Development	Dodowa	Geolicrafts Co. Ltd	100,000.00	-	Special Initiative						85%	Finishing
48.	Construction of 12-Seater Toilet Facility for Clean Ghana Sanitation Project	Social Development	Dodowa Manya	Sontim Group	319,862.10	-	Ghana First	07/05/2018	07/05/2018	07/08/2018	0	0	55%	Gable level
49.	Construction of 20-Seater Toilet Facility for Clean Ghana Sanitation Project	Social Development	Dodowa Apperkon	J-Con Engineering Ltd	319,862.10	-	Ghana First	07/05/2018	07/05/2018	07/08/2018	0	0	75%	Roofed and Plastered
50.	Construction of 20-Seater Toilet Facility for Clean Ghana Sanitation Project	Social Development	Numersi	TechBrains Services Ltd	236,259.34	-	GH First	07/05/2018	07/08/2019	07/08/2019	0	0	55%	Roofed
51.	Construction of 20-Seater Toilet Facility for Clean Ghana Sanitation Project	Social Development	Asutsuar Swapo A	TechBrains Services Ltd	236,259.34	-	GH First	07/05/2018	07/08/2019	07/08/2019	0	0	80%	Finishing

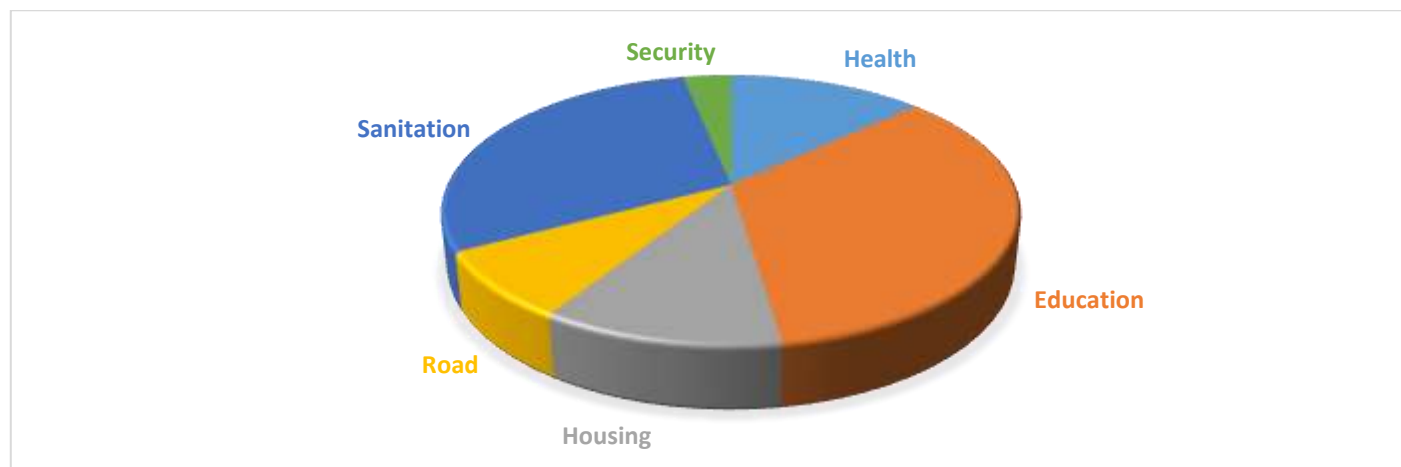
52.	Construction of 20 seater toilet facility for Clean Ghana Sanitation Project	Social Development	Asutsuar e	TecjBrains	236,259.34	-	GHFFirst	07/05/2018	07/08/2019	07/08/2019	0	0	80%	Finishing
53	Construction of 10 seater toilet facility for clean Ghana Sanitation project	Social Development	Dodowa Tadonya	Samba Cont		-	IPEP	07/05/2018	07/08/2018	07/08/18	0	0	55%	Roofed
54.	Construction of 20 seater toilet for Clean Ghana sanitation project	Social Development	Bletum	Senart Ltd Service Ltd	236,259.34		GH FIRST	07/05/2018	07/05/2018	7/08/2019	0		55%	GABLE
55.	Construction of 10 seater toilet facility for Clean Ghana Sanitation Project	Social Development	Asutsuar e, Fatherkope	Samba Cont	148,966.35		IPEP	07/05/2018	07/08/2018	7/08/2019	0		55%	GABLE
56.	Construction of 10 seater toilet facility for Clean Ghana Sanitation Project	Social Development	Dodowa Bletum	Senart Service Ltd	236,259.34	-	GH FIRST	16/11/2018	16/2/2019	0	-	-	55%	Gable
57.	Construction of 16-Seater WC Facility	Social Development	Osuwem -	Yandeg Co. Ltd	255,781.06	-	DACF-RFG/IGF	30/9/2020	30/9/2020	30/12/2020	0	0	85%	Roofing

	with mechanised borehole		Lanor											
58.	Construction of 3 No. 8-Seater Biogas Toilet at Dormelian, Astavanya and Kasunya	Social Development	Dormelian, Astavanya, Kasunya	Alurex Waste Engineering Ltd	45,000.00	-	IGF	11/2/2020	11/2/2020	11/5/2020	0	0	60%	Gable
59	Facilitate the Construction of 6 No. overhead tanks and accessories	Social Development	Market at Asutsuarie, Doryumu & Ayikuma taxi rank	Yandeg Co. Ltd		-	DACF				0	0		
<b>JUSCTICE AND SECURITY SECTOR</b>														
60.	Conversion of Agomeda post Office into Police Post	Infrastructure	Agomeda	NovacoCo. LTD	154,871.37	-	IGF	10/09/2018	10/09/2018	07/12/18	0	154,871.50	100%	Practical Completion
61.	Landscaping and External Works at the Newly Renovated District Court	Infrastructure	Dodowa	Groundtouch	111,226.21	-	DACF-RFG	4/12/2018	4/12/2018	4/01/2019	0	-	100%	Completed

**Table 4: Summary of Development Projects (Physical)**

NO.	SECTOR	NO. OF PROJECT	NO.ON-GOING	NO.COMPLETED	Abandoned
1.	Health	8 (13%)	6	2	0
2.	Education	21(34%)	14	7	0
4.	Housing	7(11%)	4	3	0
5.	Road	5(8%)	4	1	0
6.	Sanitation	18(30%)	17	1	0
8.	Security	2(3%)	0	2	0
	<b>TOTAL</b>	<b>61(100%)</b>	<b>45</b>	<b>16</b>	<b>0</b>

**Figure 2: Number of Physical Projects in the various Sectors**



Out of a total of (61) physical project implemented in the various sectors, education recorded 21 out of the total project which represented 35% of the project. It was followed by the sanitation sector which also recorded 18 out of the total project which also represented 30%. From the analysis, it has been realized that road 5(8%) and security sector recorded 2(3%) respectively. This sector therefore requires the needed attention to bring total development to all sectors of the economy.

**Table 5: PROGRAMME REGISTER – Governance, Transparency and Accountability**

NO	PROGRAMME DESCRIPTION/ ACTIVITY	DEVELOPMENT DIMENSION OF POLICY FRAMEWORK	AMOUNT INVOLVED GH¢	SOURCE OF FUNDING	DATE STARTED	DATE COMPLETED	EXPENDITURE TO DATE GH¢	OUTSTANDING BALANCE GH¢	IMPLEMENTATION STATUS	TARGET	ACHIEVEMENTS / TOTAL BENEFICIARIES	REMARKS
1.	Organize Social Accountability Meetings on sub-projects under the GPSNP at Kordiabe, Atrobinya and Duffor on 28 <sup>th</sup> sept, 1 <sup>st</sup> October, 2nd November 2020.	Governance ,Transparency and Accountability	2,340.00	GPSNP/ID A	28 <sup>TH</sup> Sept,2020	2nd November ,2020	2,340.00	0.00	COMPLETED (100%)	3 Social Accountability Meetings	3 Social Accountability Meetings held. 261 participants(131 males and 130 females)	Programme was successful
2.	Site Meeting on the Rehabilitation of 3.5km Duffor Junction to Duffor and other roads on 22 <sup>nd</sup> May 2020 at Duffor	Governance ,Transparency and Accountability	400.00	GPSNP/ID A	22 <sup>nd</sup> May 2020	22 <sup>nd</sup> May ,2020	400.00	0	COMPLETED (100%)	1 site meeting at Duffor	1 site meeting held at Duffor  46 Participants 34 males and 12 females	Programme was successful

3.	Field Monitoring and Evaluation of DA programmes and projects in the District	Governance ,Transparency and Accountability	1,200.00	IGF	January 2020	December 2020	1,200.00	0	COMPLETED (100%)	8 visits by DA Monitoring Team to 30 project sites	30 projects sites visited Monitored 109 participants	Programme was successful
4.	Organize Stakeholders engagement on Fee Fixing Resolution at all four Area Councils on 11 <sup>th</sup> and 12 <sup>th</sup> August,2020	Governance ,Transparency and Accountability	7226.50	IGF	11 <sup>th</sup> August,2020	12 <sup>th</sup> August,2020	-	0	COMPLETED (100%)	Conduct stakeholder meetings at all area councils	4 meetings held at all Area Councils 195 participants Female 125 and Male 70	Programme was successful
5.	Organized capacity building for staff of DA on Report and Minutes Writing and Procurement Procedures on 23 <sup>rd</sup> and 24 <sup>th</sup> June,2020 at Word of Faith Conference hall,Dodowa	Governance ,Transparency and Accountability	20,000.00	DDF	August 2020	August 2020	-	0	COMPLETED (100%)	44 DA Staff	44 District Assembly Staff trained on report writing and Procurement Procedures 25 females and 19 males participated	Programme was successful
6.	Sensitization of market women on preventive measures of COVID -19	Governance ,Transparency and Accountability	-	IGF/DACF	July,2020	Sept,2020	-	-	Ongoing	Markets in the district	Dodowa Market traders,executive and queens participated	Programme was successful
7.	Distribution of veronica buckets to community members to aid in hand washing	Governance ,Transparency and Accountability	9,270.00	IGF/DACF	July,2020	Sept,2020	-	-	Completed	Communities in the district	About 138 veronica buckets distributed districtwide	Programme was successful



8	Orientation on District Assembly and Local Government systems and operations at Ayikuma and Asutsuare Area councils on 2 <sup>nd</sup> and 3 <sup>rd</sup> December, 2020	Governance, Transparency and Accountability	6,467.00	IGF	2 <sup>nd</sup> December 2020	3 <sup>rd</sup> December, 2020	-	-	Done	Assembly Members, Area Council staff, Unit Committee members	80 participants oriented on Local Governance system 15 Females and 65 Males	Programme was successful
---	---	---	----------	-----	-------------------------------	--------------------------------	---	---	------	--	--	--------------------------

**Table 6: PROGRAMME REGISTER –ECONOMIC DEVELOPMENT**

NO	PROGRAMME DESCRIPTION/ACTIVITY	DEVELOPMENT DIMENSION OF POLICY FRAMEWORK	AMOUNT INVOLVED GH¢	SOURCE OF FUNDING	DATE STARTED	DATE COMPLETED	EXPENDITURE TO DATE GH¢	OUTSTANDING BALANCE GH¢	IMPLEMENTATION STATUS	TARGET	ACHIEVEMENTS / TOTAL BENEFICIARIES	REMARKS
1.	Organize District level Research-Extension-Farmer Linkage (RELC) to promote demand driven research in agriculture production	Local Economic Development	2,800.00	MAG	25 <sup>TH</sup> Sept, 2020	25 <sup>th</sup> Sept, 2020	2,800.00	0	COMPLETED (100%)	35	Farmers issues brought for deliberations  34 participants	Programme was successful
2.	Carry out farm and home visit to reach actors along the value chain of selected commodities with improved technologies, by AEAs	Local Economic Development	31,196.00	MAG	January 2020	Dec. 2020	31,196.00	0	COMPLETED (100%)	2,128 Visits for 18,000	Farm and Home visits carried out 1,752 visits for 17,282 farmers	Programme was successful
3.	Field supervision and monitoring by DAO/DDA	Local Economic Development	18,800.00	MAG	February 2020	December 2020	18,800.00	0	COMPLETED (100%)	12 Visits for 150 Farmers	12 Monitoring visits for 121 Farmers	Programme was successful

4.	Organize staff and management meeting on farmers' day activities	Local Economic Development	7,700.00	MAG	18 <sup>TH</sup> july,2020	18 <sup>th</sup> December,2020	7,700.00	0	COMPLETED (100%)	10 Management For 40 Staffs	10 Meetings held. 35 Staffs	Programme was successful
5.	Conduct performance review meeting for accountability, learning and management decision, supervision of planned activities	Local Economic Development	6300.00	MAG	March 2020	December 2020	6300.00	0	COMPLETED (100%)	4 PRM FOR 35 Staff	4 No. PRM Carried out 35 Staff	Programme was successful
6.	Organize trainings for staff on conduct of yield	Local Economic Development	20,000.00	MAG	13/06/2020	19/09/2020	20,000.00	0	COMPLETED (100%)	11 No. for 45 Staff	11 No. Trainings for 40 Staff	Programme was successful
7.	Organize trainings for Farmers on Government flagship programmes & use of chemicals	Local Economic Development	12,000.00	MAG	23/10.2020	06/11/2020	12,000	0	COMPLETED (100%)	12 NO. Training for 400 Farmers	14 No. Training 457 Farmers	Programme was successful
8.	Intensify veterinary service (animal health extension and disease and pest surveillance)to reduce disease outbreaks	Local Economic Development	4,800.00	MAG	March 2020	December 2020	4,800.00	0	COMPLETED (100%)	500 Dogs for Anti-Rabies Vaccination	130 Dogs Vaccinated for 112 Farmers	Vaccination Exercise was successful
9	Establish tree plant nursery for Demonstration on mango and coconut seedlings	Local Economic Development	2,800.00	IGF	-	-	2,800.00	0	COMPLETED (100%)	320 Seedlings for IFBO	320 Coconut Seedlings Distributed to f IFBO	Seedlings were successfully distributed to Farmers
10	Demonstrations, field Day on distribution of seedlings	Local Economic Development	9,800.00	MAG	March.2020	Sept.2020	9,800.00	0	COMPLETED (100%)	12 Demonstrating Field Trips	6 Demonstration Field Trips Organized for 56 Farmers	Demonstrations were carried out successful
11	Rehabilitation of 15HA of degraded land using Mahogany,Acacia and Neem seedlings for Kordiabe, Sensitisation and awareness creation on deforestation on 8 <sup>th</sup> January,2020 at Kordiabe and Gigidokum	Local Economic Development	-	GPSNP	8 <sup>th</sup> January,2020	8 <sup>th</sup> January,2020	-	-	Completed	-	194 participants made up of 110 females and 84 males	15HA of land Acquired with Mahogany trees planted at Kordiabe

12	Rehabilitation of 15HA of Degraded land using Coconut trees at Asutsuare-Volivo Sensitisation and awareness creation on illegal sandwinning on 17 <sup>th</sup> February,2020 at Atrobinya	Local Economic Development	-	GPSNP	17 <sup>th</sup> February,2020	17 <sup>th</sup> February,2020	-	-	Completed		113 participants sensitized 54 females and 59 males	15 HA acquired with Coconut trees planted at Atrobinya
13	Entrepreneurship and Business Development Training for 82 MSMEs at the Dodowa Church of Pentecost	Local Economic Development	2,000.00	IGF/NBSSI	23 <sup>RD</sup> JULY,2020	23 <sup>RD</sup> JULY,2020	2,000.00	-	Activity implemented	Entrepreneurs registered on the Cap-Bus platform	82 MSMEs 39 ,males and 43 females	Programme was successful
14	Business Counselling and Follow Up visits on 10 clients (3 males and 7 females) and 2 monitoring visits of 11 farm based startup kits at Dodowa ,Atrobinya, Kongo, Kortotko, Asilevikope, Osuwem and Asutsuare and other 55 businesses	Local Economic Development	200.00	IGF/NBSSI	July,2020	Sept. 2020	200.00	-	Activity implemented	Registered clients	Monitoring successful 10 clients followed up 11 farm based startup kits (6 piggery sites,3 sheep and goat pens, and 2 poultry houses. Were monitored	Programme was successful
15	Preparation of revenue improvement plan	Economic Development	5,000.00	IGF	Dec, 2020	Dec, 2020	3,500.00	1,500.00	Completed	-	-	Plan successfully drawn
16	Submission of monthly financial returns	Economic Development	1,200.00	IGF	Jan, 2020	Dec, 2020	1,200.00	-	Completed	-	-	Returns submitted

**Table 7: PROGRAMME REGISTER - SOCIAL DEVELOPMENT**

NO	PROGRAMME DESCRIPTION/ACTIVITY	DEVELOPMENT DIMENSION OF POLICY FRAMEWORK	AMOUNT INVOLVED GH¢	SOURCE OF FUNDING	DATE STARTED	DATE COMPLETED	EXPENDITURE TO DATE	OUTSTANDING BALANCE	IMPLEMENTATION STATUS	TARGET GROUP	ACHIEVEMENTS/ TOTAL BENEFICIARIES	Remarks
1	COVID 19 Surveillance and Sensitisation	Social Development	190,111.8	MOH/GOG	01/04/20	-	-	-	Ongoing	General Population	District-wide	Programme was successful
3	COVID-19 Purchase of Emergency Inputs of IPC	Social Development	4,000.00	MPs Fund/NHIA	01/04/2020	-	4,000.00	0.00	Done	CHN's (5) Gun Thermometers	-	IPC Inputs purchased
4	HIV/AIDS	Social Development	10,940.00	Global Fund/IGF	11/8/2020	24/10/2020	10,940.00	-	completed	-	Community Members	Programme was successful
5	Maternal Child health and nutrition programme (MCHNP) under the pregnancy School & Medical outreach	Social Development	53,137.97	World Bank	16/7/2020	-	7501.25	-	completed	-	Children under five and women in fertility age 2,439 Pregnant women Women-2,439 Men -0	Programme was successful
6	Medical Outreach on COVID-19	Social Development	1000	GAVI/District Assembly	9/10/2020	-	-	-	completed	-	7 Chiefs, 3 Quenmothers	Programme was successful
7	Tuberculosis Programme (TB)	Social Development	2100.00	Global Fund	22/10/20	-	2100.00	0	completed	-	Community members	Activity implemented
8	Nutrition	Social Development	1700.00	UNICEF	25/12/2020	-	1700.00	-	Ongoing	0-59 months olds	14 children made up of 7	Activity implementation ongoing

											males and 7 females	
9	Community Care (LEAP)	Social Development	-	GOG	Jan.2020	Dec. 2020	-	-	On-going	LEAP beneficiaries	1,957 household, Male- 2,335 Female- 3,402	Programme was successful
10	Hospital welfare care to protect the vulnerable	Social Development	-	Disability fund	Jan. 2020	Dec.2020	-	-	Ongoing	Vulnerable and sick people	62 (26 males and 36 females) Vulnerable patients including 3 children assisted to undergo surgery (2 girls ,1 boy)	Programme was successful
11	Organise BECE Mock exams	Social Development	13,065.50	DACF	21 <sup>st</sup> August, 2020	28 <sup>th</sup> August, 2020	13,065.50		Completed	1626 students to sit for exam from 76 schools(58 public and 18 private)	1606 took the exams from 76 schools.	Programme successful
12	Organise training for teachers on the Ghana Accountability for Learning Outcome Project(GALOP) at Ghanata,Dodowa on 14 <sup>th</sup> to 19 <sup>th</sup> December,2020	Social Development	23,540.00	GOG	14 <sup>TH</sup> December,2020	19 <sup>th</sup> December ,2020	-	-	completed	-	120 Teachers,Headteachers and Circuit Supervisors participated 70 Females 50 Males	Training was successful
13	Supervise & investigate Juviniles at Correctional Centres		1,000		20 <sup>th</sup> March, 2020	20 <sup>th</sup> March, 2020	-	-	Completed		2 males 0 females	Investigation successful

**Table 8: PROGRAMME REGISTER - ENVIRONMENTAL, INFRASTRUCTURE AND HUMAN SETTLEMENT**

NO.	PROGRAMME DESCRIPTION /ACTIVITY	DEVELOPMENT DIMENSION OF POLICY FRAMEWORK	AMOUNT INVOLVED GH¢	SOURCE OF FUNDING	DATE STARTED	DATE COMPLETED	EXPENDITURE TO DATE GH¢	OUTSTANDING BALANCE GH¢	STATUS OF IMPLEMENTATION	TARGET	ACHIEVEMENT/ TOTAL BENEFICIARIES	Remarks
1	Organization of technical and statutory planning committee meeting planning committee meeting	Environment, infrastructure & Human Settlement	18,000	Internally Generated Fund (IGF)	January 2020	December, 2020	-	-	Completed	Committee Members	Four (4) Technical Sub-Committee meetings were held and Four (4) Spatial Planning Committee meetings were held.	All meetings were successfully held
2	Continuous Public Sensitization on Planning issues using the Information Service centers	Environment, infrastructure & Human Settlement	-	Internally Generated Fund (IGF)	January, 2020	December, 2020	-	-	On-going	General Public/ Estate Developers	Increase in the number of Development Applications submitted for Permit approval.	Programme was successful, Buildings on water ways reduced
3	Planning Education through Engagement of Stakeholders and Traditional authorities, Town meetings	Environment, infrastructure & Human Settlement	-	Internally Generated Fund (IGF)	January, 2020	December, 2020	-	-	On-going	Chiefs/Traditional Authorities, Opinion Leaders, Land owners and community Members.	Stakeholder consultation meeting within Seven (7) Communities.	Programme was successful
4	Regular inspection on buildings and compliance to Zoning regulators	Environment, infrastructure & Human Settlement	7,000	Internally Generated Fund (IGF)	January, 2020	December, 2020	-	-	On-going	General Public/Estate Developers	Two Hundred (200) Sites inspected Sites include, Galore Logistics for manufacturing, Steel	Inspections successfully undertaken

											manufacturing Ltd, Jupiter industrial Ltd(Oil and Gas)	
5	House to House disaster risk reduction sensitization on Climate Change Adaptation strategies and sanitation practice and how to handle fire at Mampong- Shai and Kordiabe on 9 <sup>th</sup> January and 4 <sup>th</sup> March and Obom and Agbetorkope on 19 <sup>th</sup> and 22 <sup>nd</sup> June 2020	Environment, infrastructure & Human Settlement	.	IGF	January,2020	December,2020	-	-	Completed	Communities within the shai Hill enclave and Forest Hotel area		Fire outbreaks reduced around Shai-Hills
6	Dredging & awareness creation of Dodowa Metro-Mass and Ayikuma Township drains from 1 <sup>st</sup> to 3 <sup>rd</sup> June 2020 and Doryumu and Asebi on 11 <sup>th</sup> September,2020	Environment, infrastructure & Human Settlement	-	IGF/AFCONS	June,2020	September,2020	-	-	Completed	Flood prone areas	Dodowa metro mass,Ayikuma township,Doryumu and Asebi dredged	Flooding at Metro Mass and its environs reduced
7	Organization of district disaster management committee meetings at Dodowa	Environment, Infrastructure & Human Settlements	1,466.00	DACF	Jan, 2020	Dec, 2020	1,466.00	-	On-going	4 meetings	1 meeting was organized.  Disaster Risk reduction strategies emphasized and awareness	

											creation intensified.	
8	Pre-Floods Clean up exercise organized at Rama Town,Wedokum ,Asutsure,Akukuanor	Environment, Infrastructure & Human Settlements	-	DACF	6 <sup>th</sup> April 2020 4 <sup>th</sup> May,2020	1 <sup>st</sup> June,2020	-	-	-	Flood Prone Areas	Community members sensitized on building on waterways	Clean up exercise undertaken at Wedokum which has reduced flooding
9	Sensitization/Awareness creation on effects of sand winning at Wedokum and Adumanya	Environment, Infrastructure & Human Settlements	-	DACF	7 <sup>th</sup> April,2020	8 <sup>th</sup> April,2020	-	-	-		Farmers cultivating crops on reclaimed lands. Sand winning Minimised.	Sensitization successful
10	Organise road safety campaign meetings with riders & driver unions at Dodowa Main station and Ayikuma Taxi Rank	Environment, Infrastructure & Human Settlements	-	DACF	8 <sup>th</sup> Nov, 2020	13 <sup>th</sup> Dec, 2020	-	-	On-going	50 commercial drivers	46 Commercial drivers benefitted. Awareness created on accident prevention. Road Safety Champions selected among driver unions.	Road Safety Campaign successful
11	General Environmental sanitation	Environment, Infrastructure & Human Settlements	1,500.00	IGF/ DACF	Jan, 2020	Dec, 2020	1,500.00	0	On-going	5000 premises to be inspected -environment well maintained	clean environment 4885 premises inspected	



12	Refuse Evacuation at wedokum, Henyum, Odumase, Osuwem, Asutsuare and Dodowa market	Environment, Infrastructure & Human Settlements		IGF/D ACF	April, 2020	Dec, 2020	-	0	Completed	Existing refuse dumps in all area council should be well maintained as well as the public toilets	Refuse containers placed in vantage points within all 4 area councils. Heap of refuse dumps were evacuated.	
13	Facilitate the construction of household latrines	Environment, Infrastructure & Human Settlements		Global Communities	Jan, 2020	Dec, 2020		0	On-going	75% of community members to construct household latrines	107 communities have household toilet construction ongoing	
14	Promotion of Community Led Total Sanitation (CLTS)	Environment, Infrastructure & Human Settlements	-	-	Jan, 2020	Dec, 2020	20,000	0	Ongoing	80% of communities to be certified and declared open defecation free	12 Communities declared ODF	Clean environment promoted
15	Disinfection and Fumigation of Churches, Mosque, Public places, Public Toilets and Schools Organise against COVID-19	Environment, Infrastructure & Human Settlements	1,000.00	IGF/D ACF	Jan, 2020	Dec, 2020	1,000.00	0	On-going	32 Public Toilets,	Well executed	Clean environment promoted

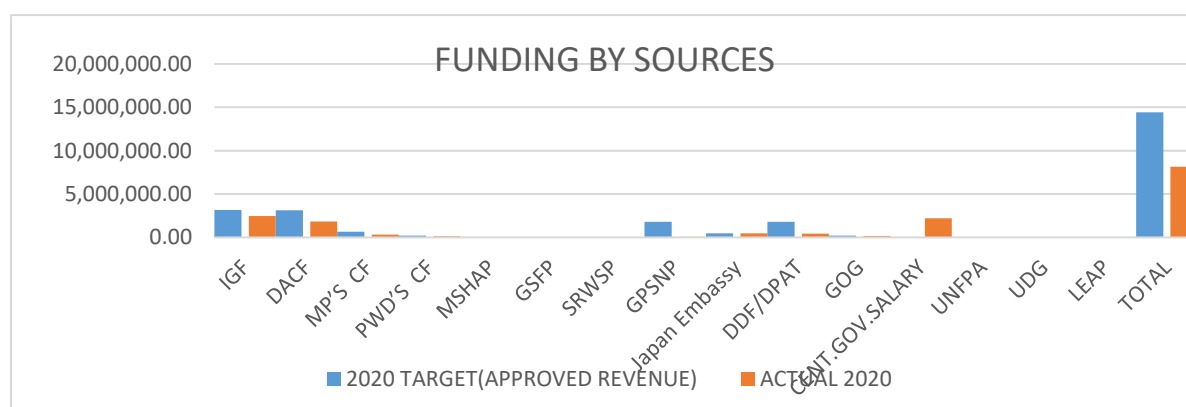
Source: SODA, 2020

**Table 9: REPORT ON FUNDING BY SOURCES (GH¢)**

EXPENDITURE ITEM	Baseline 2017	2019 ACTUAL	TARGET (APPROVED REVENUE) 2020	ACTUALS 2020
IGF	1,641,581.00	3,074,336.46	3,163,692.04	2,474,404.33
DACF	320,705.00	1,441,670.81	3,144,607.97	1,825,980.18
MP'S CF	-	339,407.68	650,950.41	321,412.26
PWD'S CF	10,000.00	100,111.18	220,057.07	154,154.02
MSHAP	-	11,438.96	-	-
GSFP	-	-	N/A	N/A
GPSNP	0	-	1,804,971.82	74,244.13
Japan Embassy	0	0	477,347.00	477,347.00
DDF/DPAT	0	939,030.70	1,807,351.24	423,296.61
GOG	0	1,730,569.96	200,709.51	184,906.17
CENT.GOV.SALARY	0	-	2,902,919.21	2,213,301.29
UDG	N/A	-	N/A	N/A
LEAP		-	34,615.38	N/A
<b>TOTAL</b>		<b>7,636,565.75</b>	<b>14,407,221.65</b>	<b>8,149,045.99</b>

Source: SODA, Finance Department

**Figure 3 Funding by Sources**



**Table 10: Update on Expenditure**

EXPENDITURE ITEM	Baseline 2017	Actual 2019	TARGET 2020	ACTUAL 2020
COMPENSATION	-	3,519,685.24	3,483,919.21	2,839,844.16
GOODS AND SERVICES	-	2,599,939.84	4,179,169.12	286,777.62
INVESTMENT	-	-	-	-
ASSET	-	1,516,940.67	6,161,869.63	2,057,0123.00
<b>TOTAL</b>		<b>7,636,565.75</b>	<b>13,824,957.96</b>	<b>8,501,641.45</b>

Source: District Finance Department, 2020

## 2.2 Performance of Revenue indicators as against Target

The Assembly's functions are so diverse that realized funds typically do not meet the Assembly's needs. The District has numerous programmes and projects to implement, however, funds realized mostly do meet the needs of the Assembly. Table 9 above shows a total of GHC7,636,565.75 generated as revenue in 2019 as against GHC8,501,641.45 for 2020. This means that, there has been a marginal increase in revenue due to the implementation of the GPSNP and Japanese grant for School project in the district which contributed to the increase in revenue. The figures in the table 9 also depict that, out of GHC8,501,641.45, the Internally Generated Fund (IGF) account for GHC2,474,404.33. It is worth noting that, although IGF revenue generated had decreased comparatively to 2019 due to the outbreak of the Coronavirus on businesses in the district. Similarly, table 10 above shows that the expenditure pattern has also increased especially for Goods and Services and Asset in 2020 than in 2019. Measures such as generating warrant for all memos & pre-auditing of memos were done to manage expenditures of the Assembly effectively.

### 2.3 UPDATE ON CORE DISTRICT INDICATORS AND TARGETS

With the help of indicators outlined in the District Monitoring and Evaluation Plan (2018-2021), progress on the implementation of programmes and projects of the District was monitored using 2017 as baseline. The benchmarks and targets have accordingly been updated for the year under review as depicted in Table 18

**Table 11: Core Indicators and Targets**

	Indicator (Categorised by Development Dimension of Agenda for Jobs)	Baseline 2017	Target 2018	Actual 2018	Target 2019	Actual 2019	Target 2020	Actual 2020	Target 2021	Actual 2021
	<b>ECONOMIC DEVELOPMENT</b>									
1.	Total output in agricultural production									
	i. Maize	17,450	18,100	21,812.5	24,000	23,535.75	24,500	26,681.97		
	ii. Rice (milled)	11,725	15,500	20,186	25,000	15,912.75	25,000	16,931.25		
	iii. Cassava	37,626	38,550	34,208	40,500	34,960.71	30,413	31,021.26		
	iv. Banana	172,800	172,910	172,806	180,000	160,256	180,500	160,340		
	v. Mango	34,152	35,500	34,153	40,000	14,343	45000	14,831.82		
	<b>DISTRICT SPECIFIC INDICATORS</b>									
	i Pineapple	20	20	20	35	-	40	-		
	ii. Okra	8500	10,000	9840	10,500	10.323	11,000	11,695.2		
	iii. Pepper (Chili)	5,500	5,500	6,600	8,000	6,930	8,500	7,119.6		
	iv. Sheep	5,930	5,950	3,297	6,000	3,462	6,500	3,451		
	v. Goats	8,254	8,500	9,889	10,000	10,083	10,500	11,550		
	vi. Cattle	32,000	40,000	32,064	45,000	34,612	45,500	36,721		
	vii. Poultry (Exotic)	116,000	175,250	116,250	300,000	149.898	305,000	187,198		
		4500	5500	4,706	5,000	4816	5,500	4,672		

	Indicator (Categorised by Development Dimension of Agenda for Jobs)	Baseline 2017	Target 2018	Actual 2018	Target 2019	Actual 2019	Target 2020	Actual 2020	Target 2021	Actual 2021
	viii. Pig (Hybrid)	8,254	13,186	13,425	16000	14096.25	0	0		
2.	Percentage of arable land under cultivation	35%	35%	31%	35%	29%	30%	25%		
3.	Number of new industries established Agriculture Industry Service	-	1	1	3	2	2	1		
4.	Number of new jobs created Agriculture Industry Service	-	-	185 recruited under NABCO		138 NABCO	-	137		
<b>SOCIAL DEVELOPMENT</b>										
5.	Gross Enrolment Rate									
	I. Kindergarten	163.6%	163.7%	170.0%	136.3%	163.6%	163.7%	N/A		
	ii. Primary	168.1%	183.3%	164.4%	160.3%	186.8%	188.7%	N/A		
	iii. JHS	123.6%	121.1%	131.0%	136.3%	153.2%	154.7%	N/A		
	iv. SHS	109.1%	111.3%	104.2%	136.3%	117.2%	118.7%	N/A		
	Gender Parity Index									
	i. Kindergarten	1.18	1.16	1.18	1.17	1.08	1.04	N/A		
	ii. Primary	1.64	1.62	1.01	0.98	1.01	1.01	N/A		
	iii. JHS	1.31	1.34	0.95	1.02	1.08	1.04	N/A		
	iv. SHS	1.05	1.05	1.05	0.92	1.01	1.01	N/A		
6.	Completion rate	114.8%	114.80%	114.8%	153.7%	184.7%	186.5%	N/A		
	i. Kindergarten	159.1%	160.00%	159.1%	153.7%	184.7%	186.5%	N/A		
	ii. Primary	103.4%	107.10%	103.4%	128.1%	131.7%	133.0%	N/A		

	Indicator (Categorised by Development Dimension of Agenda for Jobs)	Baseline 2017	Target 2018	Actual 2018	Target 2019	Actual 2019	Target 2020	Actual 2020	Target 2021	Actual 2021
	iii. JHS iv. SHS v.	64.0%	66.2%	67.4%	99.2%	98.5%	99.5%	N/A		
	Free S.H.S Programmme	-	-	1,174	-	1,174				
7.	Number of health facilities: i CHPS Compound/Zones ii Clinic (Private)  iii Health Centre  iv Hospital				36	34				
		10	10	10	10	10	10	10		
		1	1	1	3	1	1	1		
		3	3	3	4	3				
		1		1	3	3				
8.	Coronavirus i.Confirmed Cases ii.Active Cases ii.Deaths 3 females 3 males iv.Recoveries									
		0	0	0	0	0	0	223		
		0	0	0	0	0	0	1		
		0	0	0	0	0	0	6		
		0	0	0	0	0	0	216		
9.	Maternal mortality ratio (Institutional)	259.7/100,000(Live Births)	0	125/100,000 live births (LB)	<125	126	<125	91/100,000 (LB)		
10.	Malaria case fatality (Institutional)  i. Adult ii. Children	0/10,000	0%	1/10,000	0	0.03	<1.5	0		
		0	0	0	0	0		0		
		1	0	1	0	1.3	<0.15	0		

	Indicator (Categorised by Development Dimension of Agenda for Jobs)	Baseline 2017	Target 2018	Actual 2018	Target 2019	Actual 2019	Target 2020	Actual 2020	Target 2021	Actual 2021
11.	Proportion of population with valid NHIS card	-	-	-	-	57,652	-	70,672		
	Total by sex			33%	-	18.7%	-	40.9%		
	i. Informal			19%		3.9%	--	12.5%		
	ii. Exempt					1.3%	-			
	iii. Indigents			2.1%		3.5%	-	7.3%		
	iv. Aged			3.7%			-	8.1%		
	v. Under 18years			43%		45%	-	48.5%		
	vi. Pregnant women			8.4%		6.5%	-	18.5%		
	iii SSNIT Contributors			7.7%	-	2.7%		5.51%		
12.	Number of births and deaths registered							4,242		
	i. Birth (sex)	2374	3000	2534	-	1892	-	3,956		
	a. Male						-	2,093		
	b. Female						-	1,863		
	ii. Death (Sex)	227	0	235	0	190	-	287		
	a. Male						-	160		
	b. Female						-	127		
13.	Percent of population with sustainable access to safe drinking water sources <sup>1</sup>						85%	95%		

<sup>1</sup>CWSA defines access to safe water to include the following elements:

1. Ensuring that each person in a community served has access to no less than 20 litres of water per day
2. Ensure that walking distance to a water facility does not exceed 500 meters from the furthest house in the community
3. That each sprout of borehole or pipe system must serve no more than 300 persons and 150 for a hand dug well
4. The water system is owned and managed by the community
5. Water facility must provide all year-round potable water to community members

	Indicator (Categorised by Development Dimension of Agenda for Jobs)	Baseline 2017	Target 2018	Actual 2018	Target 2019	Actual 2019	Target 2020	Actual 2020	Target 2021	Actual 2021
	District	73%	90%	75%	95%	90%	85%	95%		
	Urban	45%	45%	46%	50%	55%	50%	55%		
	Rural	28%	45%	29%	45%	35%	35%	40%		
14.	Proportion of population with access to improved sanitation (flush toilets, KVIP, Household latrine) District									
	Urban	15%	60%	65%	80%	67%	80%	75%		
	Rural	10%	35%	45%	50%	45%	50%	51%		
		5%	25%	20%	30%	22%	30%	24%		
15.	Number of recorded cases of child trafficking and abuse	17	0	9	0	11	0	0		
	i. Male	11	0	4	0	10	0	0		
	ii. Female	6	0	5		1	0	0		
16.	Percentage of road network in good condition	20%	60%	30%	80%	45%	80%	70%		
	Trunk road			-	-	-				
	Urban road	-		-	-	-				
	Feeder road				80%	45%	45%	45%		



	Indicator (Categorised by Development Dimension of Agenda for Jobs)	Baseline 2017	Target 2018	Actual 2018	Target 2019	Actual 2019	Target 2020	Actual 2020	Target 2021	Actual 2021
		20%	60%	30%						
17.	Percentage of communities covered by electricity rural Urban District		100%	63%	-	- - -				
18.	Reported cases of crime		0	-	0	1366		1026		
	i. Men,		0	-	0	1344		1014		
	ii. Women		0	-	0	22		12		
	iii. Children		0	-	0	-		-		
19.	Percentage of annual action plan implemented	86%	100%	86%	100%	88%	100%	85%		-
20.	Number of communities affected by disaster	16	0	4	0	5	0	13		
	Bush fire(Domestic Fires)	-	0	1	0	1	0	8		
	Flood(Windstorm and Rain Storm)		0	3	0	1	0	10		
	Others			-		3	0	9		

Source: DPCU, Shai-Osudoku District Assembly, 2020

#### 2.4 Performance of indicators

The District exceeded its target in the production of maize and mango due to enhanced demonstrations. Under health, The cases in Coronavirus has seemingly reduced to only 1 active case because of the conscious effort by the Assembly through intensive sensitization, fumigation and disinfection of public places as well as enforcing the adherence to safety protocols.

## **2.5 REPORT ON CRITICAL DEVELOPMENT AND POVERTY ISSUES**

To ensure accelerated development of the country as well as the realisation of the Sustainable Development Goals (SDGs), the Government of Ghana have introduced a number of programmes aimed at supporting the poor and the vulnerable as well as enhancing value addition to transform the structure of the economy thereby reducing poverty. Some of the social interventions that the District implemented aimed at reducing poverty include: Livelihood Empowerment against poverty (LEAP), Ghana School Feeding Programme, Capitation Grant, National Health Insurance Scheme(NHIS), Ghana-Luxembourg Social Trust, One-District–One Factory Programme (1D1F), One-Constituency One-Million Dollars Programme, Scholarship for needy but brilliant students, support for Persons with Disabilities and HIV and AIDS programmes.

### **2.5.1 OUTBREAK OF COVID-19, ITS IMPACT AND MEASURES PUT IN PLACE**

The outbreak of COVID-19 pandemic in Ghana has had its fair share on the Shai-Osudoku District. However, the district was not part of the cities under lock down stemming from COVID-19; it was greatly affected from the directive. The District recorded a number of Covid-19 cases with some resulting in deaths whilst others recovered from the pandemic virus. In all the districts recorded 223 confirmed cases,1 Active case,6 Deaths, and 216 recoveries at the end of 2020.

The District Assembly apart from ensuring that citizens adhere to the Presidents directive on safety protocols, engaged in various sensitizations of the various markets and public places on Covid -19.About 200 Churches,8 markets,5 lorry parks and 4 educational facilities were fumigated during the period. Public Education intensified on preventive and precautionary measures to combat the pandemic through the mobile van and community information centres. Clean up exercises were conducted in all 4 town/area council to ensure clean environment and about 138 veronica buckets were distributed to communities in all the Area Councils to aid in handwashing activities. The taskforce also intensified its monitoring activities to ensure total compliance of all approved protocols for the prevention of the pandemic in the District and the Country as a whole. Nose masks, Veronica bucket, and Hand sanitizer were distributed to communities district-wide.

### **2.5.2 LIVELIHOOD EMPOWERMENT AGAINST POVERTY (LEAP)**

The Livelihood Empowerment Against Poverty (LEAP) and Covid-19. The 65<sup>th</sup> to 68<sup>th</sup> Circle Payment was held from 26<sup>th</sup> May – 3<sup>rd</sup> June, 2020. A total of 5,737 aged comprising 2335 males and 3402 females from 1,957 beneficiary households were paid in all 71 Communities including Asilevikope, Atsavanya, Apese, Avakpo, Dormeliam, Duffour, Fadakope, Fevlokope, Fiakonya, Forkpe, Gigidokum, Klebuse, Kortorkor, Langmedor, Lardowayor among others have received payment on LEAP

Major challenges bedevilling the programme includes: unreliability of the network system which delays payment, biometric errors associated with fingerprints of beneficiaries, mismatch of Bank USN numbers and no funds allocated for beneficiaries.

### **2.5.3 NATIONAL HEALTH INSURANCE SCHEME (NHIS)**

As at the end of the year, 2020, the District had 70,672 as against 57,652 in 2019 registrants comprising of children, pregnant women, adults, the aged and other vulnerable people. There was an increase of 13,018 in 2020 as against 24,551 in 2019. The district could not achieve an increase above the 2019 increase because of the emergence of coronavirus in 2020 which affected mass registrations due to the ban on public gathering.

Challenges confronting the Scheme in the District include: Closure of sub-offices due to inadequate staff and working materials (printers, ribbons etc.), inadequate supply of consumables especially ribbons and non-availability of Place of Convenience for clients of the NHIA in the District.

### **2.5.4 Child Protection Programme**

In an attempt to promote the right of children and protect their welfare in the District, the team Inspected and Supervised the two Day Care Centres in the district with their licenses renewed. The total number of children under the two Day Care Centres were 72, comprising of 37 boys and 35 girls under the age 8, with a total number of 4 attendants.

The team visited the four (4) Residential Facilities during the COVID-19 Pandemic to ascertain how the managers of these Homes were coping with the situation and also sensitized them on the WHO and Ghana Health Service Guidelines/ Protocols. Also, the district team undertook 139 study group meetings, 1 mass meeting and 2,321 home visits in 2020 to ascertain whether the rights of children and the vulnerable are being protected. Out of 12,831 person sensitized, 8,288 were females while 4,543 were males. The team undertook these sensitization at Kongo, Asutsuare, Doryumu, Kordiabe, Sota Dodowa, Ayikuma, Agomeda, Osuwem, Larnor, Luom Amanfrom, Abonya, Ayemya and among others.

Topics treated during these meetings include; Coronavirus Awareness, Family Planning, Malaria Prevention, HIV/AIDS, Sanitation, Child Protection, Domestic Violence, Child Abuse, Environmental Cleanliness, Personal Hygiene, Birth Registration, Polio Vaccination, Adhering to Covid -19 Safety Protocols, and Child and Adolescent protection

**Table 12: CHILD PROTECTION AND SENSITIZATION**

2020	Beneficiaries		Total
	Male	Female	
1 <sup>st</sup> Quarter	276	873	1,149
2 <sup>nd</sup> Quarter	1,497	1,995	3,492
3 <sup>rd</sup> Quarter	2,301	4,564	6,865
4 <sup>th</sup> Quarter	469	856	1,325
<b>TOTAL</b>	<b>4,543</b>	<b>8,288</b>	<b>12,831</b>

**2.5.5 HIV/AIDS INTERVENTION**

The response to HIV/AIDS in the district though has not been adequate, substantial efforts have been made despite the outbreak of Coronavirus, which has shifted the focus off HIV/AIDS in 2020. The District HIV/AIDS response team had implemented a number of activities prevention of new infections through counselling and sensitization, sensitization of health workers on disclosing status of patients to public, provision of care and support to the infected persons as well as providing sustainable programmes for the children and relations of the infected persons. In addition, HIV education exhibition at the District farmers day, distribution of flyers, condoms, testing and counselling were carried in 2020. A total of 3,213 persons tested for HIV/AIDS in 2020, out of this number 185 made up of 74 males and 111 females tested positive under the year review. Also, out of 2439 pregnant women that were tested, 37 tested positive representing 1.5%. This indicates that there has been an increase in the number of positive cases from 106 in 2019 to 185 in 2020. Some of the challenges encountered under the year review include refusal on the part of people to go in for testing and logistics needed in the implementation of HIV/AIDS programmes.

**2.5.6 SUPPORT TO PEOPLE WITH DISABILITIES (PWDS)**

A total number of 672 Persons Living with Disability have been identified and registered in the district. The disbursement of funds and various items for Persons with Disability was held on 18<sup>th</sup> June, 2020. Some of the items given out were corn mill, cages for grasscutter rearing, Wheelchairs, deep freezers, refrigerator, agriculture tools, etc. A total of seventy-seven (77) PWDs benefited; 40 males and 37 females

**2.5.7 GHANA-LUXEMBOURG SOCIAL TRUST (GLST) PROJECT**

The roll-out of the Phase II of the International Labour Organisation (ILO)-supported Ghana Luxembourg Social Trust (GLST) intervention with a focus on birth registration in 2020. The Project was halted due to the outbreak of COVID-19. It is hoped that the Covid-19 situation will come under control so that the Unit can resume the Project activities.

### **2.5.8 NATIONAL YOUTH EMPLOYMENT PROGRAMME**

The revived National Youth Employment Programme by the Government of Ghana has seen the implementation of various modules in the district. There are 149 beneficiaries enrolled in the programme in the district. There are 38 beneficiaries Community Protection Assistants, 102 beneficiaries of Youth in Sanitation, 3 beneficiaries of Youth in Sports and 6 beneficiaries of Youth in School Support. Contracts of Arabic Instructors, Youth in Agriculture, Youth in Prisons, Youth in Fire Service, Community Health Workers have all expired. The District YEA office is challenged with lack of stationaries, uniforms, and transport for public sensitisation and related field activities and delay in payments of beneficiary allowances.

### **2.5.9 Disaster management and climate change interventions**

To mitigate the effect of climate change and reduce outbreak of disasters in the district, the Assembly carried out Disaster Risk Reduction measures and Climate Adaptation strategies. These include:

- Dredging of Dodowa Metro-Mass and Ayikuma Township from 1<sup>st</sup> to 3<sup>rd</sup> June 2020.
- Construction of drains from Dodowa-Ashaiman Junction to the EP Church, which started on 4<sup>th</sup> June 2020.
- Sensitization on Climate Change Adaptation strategies and sanitation at Mampong- Shai and Kordiabe on 9<sup>th</sup> January and 4<sup>th</sup> March
- Sensitization on how to handle domestic fires and good sanitation practice at Obom and Agbetorkope on 19<sup>th</sup> and 22<sup>nd</sup> June 2020.

In addition, the Assembly collaborated with AFCONS Ltd to dredge areas around Doryumu and Asebi on 11<sup>th</sup> September 2020. The District recorded twenty-seven (27) disasters in Thirteen (13) communities of the District as at the end of December, 2020. These include: Domestic Fires at Ayibom, Kasunya, Kordiabe, Gigidokum, Kpnaakpo, Apetetsi, Yokpeh and Natriku; Rainstorm at Kadjanya and No Smoking; Winstorm at Gbese –Osuwem; Flooding at Shai-Hills and Fall Army worms at farms at Asutsuare, Kotokor, Asilevikope, Saihe, Adakope, Natriku, Kadjanya, Dormelian and Atsavanya.

### **2.5.10 Basic Education Certificate Examination (BECE – 2020)**

The 2020 BECE which started from the 14<sup>th</sup> September to 18<sup>th</sup> September, 2020 was satisfactorily conducted in all the seven(7) centres in the district namely; Ghanata A, Ghanata B, Osutech A, Osutech B, Doryumu Methodist, Doryumu Basic B, Ayikuma Methodist . A total of 1626 candidates from 76

schools (58 public and 18 private) were registered. The total number of Students who sat for the exam was 1606 indicating that 20 students did not write the exam.

#### **2.5.11 Support to Brilliant but Needy Students**

The above programme was carried out to improve the welfare of the vulnerable, 20 needy students were supported with **GH¢64,292.32** to undertake various programmes at the tertiary institutions. Out of this 20, there were 9 females and 11 males. In order to promote effective and efficient service delivery in the education sector, the best teacher award ceremony was organised during the 6<sup>th</sup> march celebration in 2020 to award the best teacher for the 2019/2020 academic year.

#### **2.5.12 Local Economic Development**

Promoting local economic development of the district is of importance to the Assembly. In this regard, the Department of Agriculture, Business Advisory Centre and other agencies and departments have carried out several activities that promote growth, provide employment avenues, improve the livelihoods of the people and boost the local economy. Some of these activities include facilitation for the construction of the Dodowa and Asutsuare market by the Coastal Development Authority, Entrepreneurship and Business development training for 82 MSMEs (39 males and 43 females), Orientation and Business Incorporation Seminar under 1D1F and Financial Monitoring of construction of 11 farm based start-up kits at Dodowa, Atrobinya, Kongo and Kortokor.

In another development, under CAPBuSS, the loan applications approved for applicants in Shai Osudoku District by the Board so far is in total of Eight Hundred and Sixty (860). Out of that number six hundred and seventy-six (676) falls under the Adom Micro Loan category. Each and every one on that list was called to verify whether they have actually received the funds and interestingly some of the beneficiaries had received the funds on their phones but had no idea it was there until we called. The remaining one hundred and eighty-four (184) is under the Anidasuo Loan category. Beneficiaries were called to come to the office for verification and validation of their documents after which loan offer letters were printed for successful beneficiaries. The process is still ongoing.

In addition, under 1D1F, on 24<sup>th</sup> August, 2020 the site for the construction of the Mango Processing Centre under the 1D1F in the district was officially handed over to Contractors. A brief meeting was held at the District Chief Executive's office to introduce the Contractors to the Assembly and discuss timeline for the construction as well as any assistance, which the Contractors would require from the Assembly. After the meeting, the team proceeded to the site at Many Jorpanya to officially handover

the site to Contractors. The current update of the project is that the site office has been built; settings and soil testing have been done as well as survey works.

In Agriculture, the Assembly in collaboration with GASSIP and JICA have trained farmers on maize production, processing, marketing and optimum input rice cultivation and irrigation water management. 256 farmers made up of 182 males and 74 females with 86 youth 5 aged and 2 Persons with Disability participated in the training programme.

#### **2.5.13 GENDER MAINSTREAMING ACTIVITIES**

To attain gender equality and equity in political, social and economic development systems and outcomes, various activities was organised in 2020 to achieve this objective. The Gender Desk Officer visited sixty- (60) homes from 15<sup>th</sup>-16<sup>th</sup> June 2020, reaching out to three hundred and five (305) persons. Comprising of forty-one (41) males and two hundred and sixty-four (264) females.

To reduce the incidence of domestic violence and ensure the protection of victims and survivors of domestic abuse, 60 home visits were undertaken in April and June,2020 at Ayikuma,Dodowa,Amanfrom and Ayenya. A total of 305 persons representing 41 males and 264 females were visited. Some of the Key issues discussed include how assault might affect children in the form of shock and denial. Also, in collaboration with Givers Compassion International Ghana, a sensitization programme was held on 29<sup>th</sup> July,2020 at Ayikuma on Sexual Abuse. A total of 200 persons made up on 23 males,163 females and 14 children.

To improve the livelihood and productivity of the poor in rural communities, the Ministry of Local Government and Rural Development and Ministry of Gender, Women and Social Protection is overseeing the implementation of the Ghana Productive Safety Net Project which makes use of Labour Intensive Public Works at Duffor, Asutsuare-Atrobinya and Kordiabe. A sensitization programme was held on the 8<sup>th</sup> and 9<sup>th</sup> January and 17<sup>th</sup> February, 2020 at Kordiabe, Duffor and Asutsuare-Atrobinya to encourage community members especially women and the vulnerable to participate in the programme. A total number of 554 persons made up of 282 females and 272 males were sensitized on the program.

#### **2.5.14 LANDUSE PLANNING AND MANAGEMENT**

In ensuring, that the district is properly planned in accordance to national standards, the District Land Use and Spatial Planning team approved 200 out of 230 development applications within the year .Also 12 zoning applications for industrial development had been received. These include; Galore Logistics for manufacturing at Shai Hills, Jupiter Industrial Ltd (oil recycling at Shai-Hills) Steel manufacturing Co. at Manya Jorpanya, Affrimaf Water Company at Ayenya and Engineers and Marketers for cement

factory at Shai Hills. The District Planning successfully prepared some layouts, industrial enclave and planning schemes during the year 2020. These include; Lorlorvor Industrial Enclave, Doryumu Tachiekope Industrial Planning Scheme , Osuwem Model City Layout and Shai Hills Industrial and Urban Renewal Plan.

#### 2.5.15 Community Led Total Sanitation

To achieve an increase of 15% of household toilets in the district and ensure Open Defecation ends, about 1125 houses were visited out of which 123 were detected of not having toilet facilities. These identified houses were advised on the importance of having toilet facilities and the impacts of not constructing one. Also, to ensure an end to open defecation,USAID/Rotary Club International and Global communities provided 10 dig loop to some selected communities such as Kpogokope,Kalenya,Lomnava, Atabui Zongo and Atabui Blorse. Construction is ongoing.

In addition, 28 communities were selected, out of which 12 were declared Open Defecation Free communities. In order to promote clean environment and reduce the spread of Covid-19, the district undertook Fumigation and Disinfection exercises in markets, public places, churches and schools. 135 Churches, 52 Mosques,32 Public Toilets and 11 schools were disinfected and fumigated in the district. The national sanitation day was also observed by cleaning up all area councils every 1<sup>st</sup> week in a month.





## **2.6 GOVERNMENTS FLAGSHIP PROGRAMMES**

### **2.6.1 One District One Factory**

Seven companies/investors selected for the 1D1F Initiative in the Shai-Osudoku District are implementing their respective industrialisation interventions in collaboration with the District Assembly and relevant stakeholders. So far, about Seven (7) companies have registered with the Ministry of Trade and Industry as business promoters to work in the District. These include, Biet Technology/Ghana Makwesta Co.Ltd (Sugar Factory),Abova Water Co.Ltd, Makhealth Pharmaceuticals Ltd, Pazle Ltd (Energy into waste),O.G Farms ,Lan 'T' Soya Milk Factory and Wananye Agro Industry (Meat Processing).

### **2.6.2 Planting for Food and Jobs, Rearing for Food and Jobs and Planting for Rural and Export Development**

The introduction of the above-mentioned national program has boosted agricultural productivity of the district. 6,678 farmers have benefitted from the program in the district. 74, 426 bags of 25kg of subsidized NPK and Urea, 1500 litres of subsidized organic fertilizer, 66.16mt of improved and subsidized rice seed, 585mt of improved hybrid and OPV maize seed were distributed to 6,609 farmers under the Planting for Food and Jobs. In addition, 706 subsidized six weeks old, cockerels were distributed to 59 farmers under the Rearing for Food and Jobs. The Assembly distributed supplied 700 mango seedlings to 10 beneficiary farmers across the district under the Planting for Rural and Export Development. 132 farmers under the Ghana Production safety net project (GPSNP) has established 15 hector coconut plantation at Atrobinya and 15 hectar Mahogany and Acacia plantation at Kordiabe.

### **2.6.3. One Constituency-One Million Dollar Programme**

To accelerate socio-economic development through infrastructure whiles reducing poverty in some areas, the One Constituency, One-Million –Dollar programme is being implemented in the district. Currently the district is benefiting from eight (8) projects, which includes three Toilet, three Boreholes and two Market facilities.

The District is also benefitting from four (4) projects from the infrastructure for poverty eradication programme (IPEP).

#### **2.6.4 Free SHS Programme**

The implementation of the Free Senior High School has led to tremendous increase in enrolment figures at both Ghanata SHS and Osudoku SHTS. The District Assembly has procured 500 pieces of dual desk to ease the inadequate furniture due to the increased population of students in the two Senior High Schools. The Assembly undertook delivery of 210 tables and chairs from the GETFUND, which were allocated to the Osudoku SHTS. The Assembly has also constructed 1 No. 6- unit classroom block at Osudoku SHTS to support the Free SHTS. In addition, GETFund has awarded a contract for the construction of 1 No. 8-Unit Dormitory Block, 1 No. 6-Unit Classroom Block and 6-Unit Washroom for Ghanata Senior High School to support the Free SHS intervention. The District has spent an amount of One Million, Six Hundred and Forty Thousand, Three Hundred and Forty-five cedis and Forty-five pesewas (GHC 1,640,345.45) to ensure the smooth running of the Free SHS intervention.

#### **2.6.5 NATION BUILDERS' CORPS (NABCO)**

Under this programme, 185 NaBCO Trainees were posted to the Shai-Osudoku District under the various modules namely Feed Ghana, Heal Ghana, Enterprise Ghana, Digitize Ghana, Educate Ghana, Revenue Ghana and Civic Ghana. Currently, 42 out of the 185 have exited the programme out of which 37 gained employment. The 137 trainees are currently at post and working at various Institutions in the Shai Osudoku District.

#### **2.6.6 GHANA SCHOOL FEEDING PROGRAMME (GSFP)**

The Ghana School Feeding Programme (GSFP) aimed at increasing school enrolments and retention, and improving children's nutritional value at basic levels while boosting agricultural productivity is on track in the Shai-Osudoku District. Currently, the district has 24 Basic Schools with 7,219 pupils benefitting from the programme. In a bid to expand coverage of the programme in the district, the Ministry of Women, Gender and Social Protection has been provided with a list of 32 schools for consideration onto the GSFP. In 2020, 11 bags of rice was received for the promotion of the programme.

#### **2.6.7 Street naming and Property Addressing**

In addition, in complying with the Presidential directive of naming all streets and addressing properties in the district, the District Assembly engaged NABCO Trainees on the Digital Property Addressing System to identify 4,127 properties in addition to 9,751 identified by the Physical Planning Department. A total number of 424 streets were digitized with 237 streets

The Shai-Osudoku District has implemented series of activities such as Ground Truthing, Parcel Digitization, Street Digitization and Parcel Numbering aimed at ensuring harmonious, sustainable and cost effective development of human settlement. Layout preparations were also carried out in Lorlorvor Industrial Planning Scheme, Doryumu Shai Hills Industrial Zone, Osuwem Gated City Plan and Shai Hills Industrial Enclave where action has been initiated.

wetwe

**Table 15: Update on Critical Development and Poverty Issues in 2020**

Critical Development and Poverty Issues	Allocation (GHC)	Actual Receipt (GHC)	No. of Beneficiaries	
			Targets	Actuals
Ghana School Feeding Programme	-	-	7,219	7,219
Capitation Grant	-	-	17,673	17,673
National Health Insurance Scheme		-	75,000	70,672
Livelihood Empowerment Against Poverty (LEAP)	<b>18,938.94</b>	-	<b>1,957</b>	1,957, Male- 2,335  Females- 3,402
National Youth Employment Programme	<b>6,179.52</b>	<b>0</b>	<b>149</b>	<b>149</b>
One-District-One Factory	<b>153,954.28</b>		<b>NA</b>	<b>NA</b>
One-Village-One-Dam Programme	<b>NA</b>	<b>NA</b>	<b>NA</b>	<b>NA</b>
One-Constituency-One Million Dollar	-	-	<b>All 4 Area Councils</b>	<b>4 Town/ Area Councils</b>
Planting for Food and Jobs Programme	<b>15,000.00</b>	<b>10,000.00</b>	<b>5,000</b>	<b>2,900</b>  <b>Male: 2,011</b>  <b>Female: 889</b>

Free S.H.S Programme	<b>25,000.00</b>	-		<b>1,174</b>
GHANATA	<b>0</b>	<b>0</b>	<b>757</b>	<b>792</b>
OSUTECH	<b>0</b>	<b>0</b>	<b>420</b>	<b>382</b>
Others:	-	-	<b>450</b>	<b>41</b>
Planting for Export and Rural Development (PERD)				

**NB: One District, One Factory, Free S.H.S, LEAP, Planting for food and Jobs & NYEP's allocation are from the Assembly's budget to support the programme. The Receipts allocated above are the expenditures recorded at the Budget Unit of the Assembly.**

### **Analysis of Critical Development and Poverty Issues in 2020**

Shai-Osudoku district is largely rural. The predominance of rural population has made agriculture a dominant occupation. As a result, the district is benefiting from the Planting for Food and Jobs and rearing for food and Jobs. The district could not achieve its target of 5000 for Planting for food and Jobs. This was as a result of the introduction of the coupon programme at the initial stage where most farmers rushed for the seeds and fertilizer under the programme. The introduction of the cash and carry system denied majority of the farmers who couldn't afford to buy the seeds and fertilizers for their crops. In addition, the district targeted 450 farmers to benefit from the Planting for Export and Rural Development ,however only 41 benefited from the programme due to insufficient funds.

## **2.7 EVALUATIONS CONDUCTED, THEIR FINDINGS AND RECOMMENDATIONS**

The Shai-Osudoku District Assembly conducted various evaluations of programmes and projects under implementation. Some of the evaluations conducted during the year included:

- Ex-Ante;
- Mid-Term and  
Ex-post

Five different evaluations were undertaken by the stakeholders to assess: Impact, Sustainability, Effectiveness, Efficiency and Relevance of the various programmes and projects rolled out. Already completed projects were subjected to impact and sustainability evaluations whilst the ongoing ones were taken through mid-term evaluations to test their efficiency, effectiveness and relevance against the background that some of the projects had unduly delayed due to funding challenges. The findings of the evaluations conducted have strengthened the Assembly's monitoring and evaluation activities. The findings were used to address programme and project implementation challenges.

It is therefore recommended that monitoring and evaluation should be stepped up to enable the District Assembly and relevant stakeholders ensure value for money in programme and project execution.

## **2.8 PARTICIPATORY MONITORING AND EVALUATION**

Participatory M&E refers to the practice where all key stakeholders are directly involved in the M&E design and implementation process. Participatory monitoring and evaluation is a valuable tool/technique used to capture perceptions and assess whether the interventions in the DMTDP have met the expectations (objectives), especially, that of the poor and the vulnerable in the communities. The direct beneficiary community members were used in the monitoring and evaluation exercise. The PM&E was basically carried out for purposes of learning, transparency, accountability and improved decision making in the design, during and after implementation of an intervention. It also afforded the opportunity to the DCE, DCD, PM and MP to interact with CSOs and community members.



The approaches used in the year included:

- Stakeholder Meetings
- Field Visits
- Focus Group discussion
- Interviews

The results of the participatory monitoring and evaluation were very effective in addressing the needs of the people. The interface meeting with community members and service providers provided the platform to sensitise them on the Agenda for jobs and creating equal opportunity for all. It also brought to the fore the need for service providers to improve delivery of essential services.

- Inadequate logistics such as furniture for pupils in schools and budget support for Monitoring and Evaluation
- Lack of Planning Schemes for some communities like Dodowa, Ayikuma, Agomeda, Kordiabe, Doryumu, Asebi, Sota, Abonya, Asutsuare and Osuwem.
- Indiscriminate plot demarcations in some areas without planning scheme.
- Cases of Chieftaincy and Land disputes
- Non availability of Assemblies' bye laws
- Non valuation of properties both commercial and private

## **CHAPTER THREE**

### **3.0 INTRODUCTION**

The emergence of Coronavirus brought numerous changes in the world, notwithstanding some progress have been chalked in respect of programme and project implementation for the year under review. The District encountered a great deal of challenges. In collaboration with relevant stakeholders, majority of the challenges were addressed whilst some are in the process of being tackled.

### **3.1 KEY ISSUES ADDRESSED AND THOSE YET TO BE ADDRESSED**

The Key issues addressed were as follows:

- Decongestion of the Dodowa market through the shift system to control the spread of the virus
- Provision of basic logistics for work such as stationery, vehicle, notepads, computers, files, printers etc.
- Intensification of monitoring and supervision of revenue collectors
- Intensification of sensitization against Coronavirus pandemic
- Distribution of Veronica Buckets, Nose Mask and Sanitizers to departmental heads and the general community.
- Strengthening of all Area Councils through effective monitoring and provision of logistics for work

The issues yet to be addressed include:

- Inadequate and unpredictability of funding for programmes/projects leading to poor implementation.
- Invitation of Ghana First contractors to a meeting to identify ways to complete projects
- Reclaiming Agricultural lands from estate developers
- Attitudinal change towards coronavirus safety protocols

### **3.2 RECOMMENDATIONS**

- Intensification of internally-generated revenue collection to make the Assembly financially independent,

- Continuous involvement of stakeholders in project/programme, identification, design, implementation, M&E to enhance projects/programme sustainability.
- Continuous sensitization/dialogue with stakeholders to release land for development, and to protect lands the Assembly has earmarked for community projects.
- Strengthening of the District Development Control task force to protect areas zoned for community projects.
- Enforcement of development rules and regulations to prevent haphazard development (building on waterways, proposed roads reservations etc.).

### **3.3 CONCLUSION**

In conclusion, the District made significant progress with regards to improving production efficiency & yield, improving the livelihoods of poor households through the LEAP Programme, Planting for food & Jobs, Rearing for food and Jobs.

**Table 16: Update on Evaluations Conducted**

<b>Name of the Evaluation</b>	<b>Policy/Programme/Project Involved</b>	<b>Consultant or Resource Persons Involved</b>	<b>Methodology Used</b>	<b>Findings</b>	<b>Recommendations</b>
Impact/Sustainability	Construction of 1 No.6 Unit Classroom Block with Ancillary Facility at Osuwem	DPCU Members; GES Official, Works engineer, Nadmo Official, District Planning Officer, Health Official	Stakeholders Meeting & Field Visits	The Project was 100% completed	Users to maintain and care for facility
Impact/Sustainability	Renovation of 1 No.4-Unit Classroom Block with office and store for Volivo DA School	DPCU Members; GES Official, Works engineer, Nadmo Official, District Planning Officer, Health Official, Internal Auditor	Stakeholder Meetings & Field Visits	The project is about 90%	Project is relevant to beneficiaries; Users appreciate a good work done on project.
Relevance, Efficiency and Effectiveness	Conversion of Post Office into Police Post at Agomeda	DPCU members	Stakeholder Meetings & Field Visits	Project is completed	Project to be handed over for use
Relevance, Efficiency and Effectiveness	Construction of 1 No. CHPS Compound at Doryumu	DPCU Members; Health Director, Works engineer, Nadmo Official, District Planning Officer, Internal Auditor, Budget Analyst	Stakeholder Meeting & Field Visits	Project was 100% completed	Provision of culvert to access facility

**Table 17: Update on Participatory Monitoring and Evaluation (PM&E) Conducted**

<b>Name of the PM&amp;E Tool</b>	<b>Policy/Programme/Project Involved</b>	<b>Consultant or Resource Persons Involved</b>	<b>Methodology Used</b>	<b>Findings</b>	<b>Recommendations</b>
Transect walk	Rehabilitation of 15ha Degraded Communal land using Mahogany, Acacia and Neem at Kordiabe	Project implementation team of the DA, Monitoring team from RCC	Site inspection	Project ongoing	Beneficiaries should form task form to prevent stray animals from grazing on land
Stakeholder analysis	Rehabilitation of 3.5km Duffor Junction to Duffor and other roads	Project implementation team of the DA, Monitoring team from RCC and GPSNP	Stakeholders Meetings & Field Visits	Project is 40% complete and work is yet to resume after break out session	Contractors should be resourced to complete on-going projects to enable the projects serve their intended purpose
Stakeholder analysis	Construction of 1 No 5-Unit Classroom Block with Office and Store with 4 Seater Toilet Facility at Ayenya D/A Basic School	DPCU Secretary & Head of Works Department, Internal Audit, Head teacher, Unit Committee members, Assembly Member	Stakeholders Meetings & Field Visits	Project is at finishing level and is 100% complete.	Community to beautify the environment
Stakeholder analysis	Construction of 1no. 3 Unit Classroom Block for Dodowa Meth. Basic School	DPCU Secretary & Head of Works Department, Internal Audit, Head teacher, Unit Committee members, Assembly Member	Stakeholders Meetings & Field Visits	The Project is roofed and is 100% complete. Quality of work is good and	Project should be handed over to beneficiaries.

**Clean-up, Fumigation Exercise & the Distribution of Veronica Buckets, Soap and Hand Sanitizers Against the COVID-19 Pandemic**



**Support by the Japan Embassy for the Construction of 3-Unit and 2-Unit Classroom Block with Ancillary Facilities at Ayenya D/A Basic School.**



**Construction of 72 No. Market Shed at Asutsuare**



**Rehabilitation of 3.5km Duffor to Duffor Junction and Other Roads**



**Handing Over of Coconut Seedlings And Farms Tools To The Community Facilitators At Asutsuare – Volivo**



**construction of 1 no 6-unit classroom block high technical asutsuare**



**CONSTRUCTION OF 1 NO.3-UNIT CLASSROOM BLOCK AT DODOWA METHODIST SCHOOL**



**Construction of 1 No. 12-Unit Classroom Block at Osuwem**



**Extended Dredging Works at Metro Mass –Rahma Town**



**Conversion of the Agomeda Post Office into a Police Post**



**Construction of Health Centre at Doryumu**





**Farm and Home Visits Programme**



**Ghana Rice Programme (AGRA)**



**Farmers Day programme**



