

GA NORTH MUNICIPAL ASSEMBLY

DRAFT

MUNICIPAL MEDIUM-TERM DEVELOPMENT PLAN (2018-2021)

**PREPARED BY:
MUNICIPAL PLANNING COORDINATING UNIT
GA NORTH MUNICIPAL ASSEMBLY
OFANKOR**

29th NOVEMBER, 2018

ADOPTION OF MUNICIPAL MEDIUM-TERM DEVELOPMENT PLAN 2018-2021

At a General Assembly Meeting held on **28-29th NOVEMBER, 2018**, the Ga North Municipal Assembly discussed and approved the Municipal Medium Term-Development Plan.

.....
HON. KORTEY BOI II
(PRESIDING MEMBER)

.....
HON. GERTRUDE ANKRAH
(MUNICIPAL CHIEF EXECUTIVE)

Contents

LIST OF ACRONYMS	v
LIST OF TABLES	vii
LIST OF FIGURES	ix
EXECUTIVE SUMMARY	x
CHAPTER ONE	1
PERFORMANCE REVIEW AND PROFILE/CURRENT SITUATION/BASELINE.....	1
INTRODUCTION.....	1
1.1 Performance Review of Municipal Medium Term Development Plan 2014-2017.....	1
1.1.1 Analysis of Performance Review	7
1.1.2 Key Problems/Issues Encountered During Implementation	8
1.1.3 Lessons Learnt.....	8
1.2 Analysis of Existing Situation/Municipal Profile	14
1.2.1 Ga North Departmental Organogram	16
1.2.2 Physical and Natural Environment	17
<i>Access to Credit</i>	32
<i>Immunization</i>	39
1.3 Summary of Key Problems, Issues and Gap	45
➤ Inadequate market infrastructure	45
CHAPTER TWO	46
2.1 Linking of Community needs/aspirations with Key Development Issues/gaps from performance review and profile.....	46
2.2 Identified Development Issues under GSGDA II and NMTDPF, 2018-2021	51
2.3 Adoption of Key Development Issues from the NMTDPF 2018-2021.....	56
2.4 Prioritization of Development Issues.....	74
2.4.1 Analyses of Potentials, Opportunities, Constraints and Challenges (POCC)	74
2.4.2 Impact Analysis	85
2.4.3 Sustainable prioritized issues	89
CHAPTER THREE	97

DEVELOPMENT PROJECTIONS, ADOPTED GOALS, OBJECTIVES AND STRATEGIES	97
3.0 INTRODUCTION.....	97
3.1 Municipal Development Focus.....	97
3.2 Municipal Development Goal	97
3.3 Development Projections for 2018– 2021.....	97
3.3.1 Population	98
3.3.2 Education	98
3.3.3 Health	99
3.3.4 Agriculture.....	100
CHAPTER FOUR.....	102
DEVELOPMENT PROGRAMMES AND SUB-PROGRAMMES	102
4.0 INTRODUCTION.....	102
4.1 Development Programmes and Sub-Programmes for 2018-2021	102
4.2 Development Programmes of Action Linked To the Programme Based Budgeting.....	110
4.3 Indicative Financial Strategy	144
CHAPTER FIVE	145
IMPLEMENTATION ARRANGEMENT AND ANNUAL ACTION PLANS	145
5.1 Implementation Arrangement	145
5.1.2 Institutional Arrangement	145
5.1.3 Administrative Arrangement	145
5.2 Annual Action Plans	148
Table 42: 2021 Annual Action Plan.....	222
CHAPTER SIX	254
MONITORING AND EVALUATION PLAN AND COMMUNICATION STRATEGY.....	254
6.0 INTRODUCTION.....	254
6.1 Purpose of the M&E Plan	254
6.2 Monitoring	254

6.2.1 Monitoring Matrix	255
6.3 Data Collection	261
6.3.1 Strategy for Data Collection and Collation	261
6.3.2 How Data Would Be Analyzed and Used	261
6.4 Quarterly And Annual Progress Reporting Format	262
6.5 Dissemination and Communication Strategy	263
6.5.1 Communication Objectives	263
6.5.2 Dissemination of the Medium Term Development Plan	264
6.5.3 Approaches/Channels for Communication	265
6.6 Evaluation Arrangements	270
Table 48: Monitoring & Evaluation Activities	272
APPENDIX I	275
APPENDIX II	277

LIST OF ACRONYMS

ADB	-	African Development Bank
ANC	-	Ante Natal Care
BECE	-	Basic Education Certificate Exams
BNI	-	Bureau of National Investigation
CEPS	-	Customs Exercise and Preventive Service
CHPS	-	Community-based Health Planning and Services
CIDA	-	Canadian International Development Agency
CBO	-	Community Based Organization
CWSA	-	Community Water and Sanitation Agency
DACF	-	Municipal Assembly Common Fund
DDF	-	District Development Fund
DMTDP	-	Municipal Medium Term Development Plan
MHD	-	Municipal Health Directorate
GES	-	Ghana Education Service
GETFUND	-	Ghana Education Trust Fund
FCUBE	-	Free Compulsory Universal Basic Education
GoG	-	Government of Ghana
GPRS	-	Ghana Poverty Reduction Strategy
GWCL	-	Ghana Water Company Limited
IDA	-	International Development Agency
IFAD	-	International Fund for Agricultural Development
IGF	-	Internally Generated Funds

ISD	-	Information Service Department
GNM	-	Ga North Municipality
GNMA	-	Ga North Municipal Assembly
KG	-	Kindergarten
MSHAP	-	Multi-Sectorial HIV/AIDS Programme
NDPC	-	National Development Planning Commission
NGO	-	Non-Governmental Organization
PSP	-	Private Sector Participation
POCC	-	Potentials Opportunities Challenges and Constraints
S&T	-	Science and Technology
SMC	-	School Management Committee
SSNIT	-	Social Security and National Insurance Trust

LIST OF TABLES

- Table 1: Performance Review of MTDP 2014-2017
- Table 2: Performance Review of MTDP 2014-2017 (Health)
- Table 3: Total Releases from Government of Ghana
- Table 4: All Sources of Financial Resources
- Table 5: Human Capacity and Management Index for Ga North Municipal Assembly
- Table 6: Age structure by gender
- Table 7: Population projection of 20 largest communities in the Municipality
- Table 8: Educational Facilities and Enrolment Levels (2016/2017)
- Table 9: Enrolment by Gender (2016/2017)
- Table 10: Teacher Population: Trained & Untrained (2016/2017)
- Table 11: School Feeding Programme
- Table 12: Yet to Benefit from the School Feeding Programme
- Table: 13 Immunization Indicators, 2017
- Table 14: Top Ten Diseases
- Table 15: Information on Maternal Health Indicators
- Table 16: Staffing of MHMT Ga North Municipality
- Table 17: Linking of Community needs/aspirations with Key Development Issues/gaps from performance review and profile
- Table 18: key development issues under GSGDA II
- Table 19: Key Development Issues under GSGDA II with implication for 2018-2021
- Table 20: shows adopted goals together with the sub-goals and the relevant issues linked to them.
- Table 21: Adoption of Key Development Issues from the NMTDPF 2018-2021
- Table 22: Adopted Goals Key Issues, Adopted Objective and Strategies
- Table 23: Annex 2 Potential, Opportunities Constraint & Challenge (POCC) Analysis

Table 24: POCC Analysis

Table 25: Annex 2 Cont'd POCC ANALYSIS

Table 26: Annex POCC Analysis

Table 27: Annex POCC Analysis

Table 28: Impact analysis of development issues

Table 29: Sustainable prioritized issues as categorized under themes and goals

Table 30: Projected Population of Top 20 Communities

Table 31: Basic School Classroom Projections – 2018-2021

Table 32: Health Facilities Projections – 2018 – 2021

Table 33: Projected Average Production Levels of Major Crops/Animals-Agriculture

Table 34: Programmes and Sub- Programmes 2018-2021

Table 35: Programme of Action 2018 – 2021

Table 36: Indicative Financial Strategy

Table 37: Departments and Agencies for Plan Implementation

Table 38: 2018 Annual Action Plan

Table 39: 2019 Annual Action Plan

Table 40: 2019 Annual Action Plan

Table 41: 2020 Annual Action Plan

Table 42: 2021 Annual Action Plan

Table 44: Monitoring Matrix Table

Table 45: Matrix Showing Target Stakeholders and Purpose of Communication

Table 46: Communication Strategies

Table 47: Evaluation Matrix

Table 48: Monitoring & Evaluation Activities

LIST OF FIGURES

Figure 1: Ga North Departmental Organogram

Figure2: Ga North Map in Municipality Context

Figure 3: Vegetation Map of Ga North Municipality

Figure 4: Drainage Map of Ga North Municipality

Figure 5: Religious Composition

Figure 6: Tourism Map of Ga North Municipality

Figure 7: Electricity Connectivity Map of Ga North

Figure 8: Distribution of Educational Facility

Figure 9: Distribution of Health Facility

EXECUTIVE SUMMARY

INTRODUCTION

The Municipal Medium Term Development Plan (MMTDP) under the Agenda for Jobs: creating Prosperity and Equal Opportunity for all (2018 – 2021) is driven by the Long Term National Development Policy Framework (LTNDPF 2018-2057), which has a vision of: *an optimistic, self-confident and prosperous nation, through the creative exploitation of our human and natural resources, and operating within a democratic, open and fair society in which mutual trust and economic opportunities exist for all.* This has been mainstreamed with the Sustainable Development Goals (SDGs), African Union Agenda 2063 and the Paris Climate Change Agreement (COP21).

The LTNDP has the following 5 main Goals which spans throughout the 40 years and phased out in a series of ten 4-Year medium-term development plans (MTDPs):

1. Build a Prosperous Society
2. Create Opportunities for All
3. Safeguard the natural environment and ensure a resilient built environment
4. Maintain a stable, united and safe society
5. Strengthening Ghana's role in the international affairs

Vision, Mission, Core Values and Functions of Ga North Municipal Assembly

Vision

The vision of the Ga North Municipal Assembly is to become an attractive investment destination where socio – economic activities are provided on sustainable basis for the Municipality and the nation

Mission

The Municipality is dedicated to effectively plan and mobilize resources to implement projects that generate income and promote rapid socio – economic development in an environmentally friendly manner.

Core Values

In order to achieve the goals and objectives of the Ga North Municipal Assembly, the six service delivery standards of the Local Government Service have been adopted as the core values of the Assembly to serve as guiding principles in the performance of its functions. These service delivery standards are;

1. **Participation:** the involvement of relevant stakeholders including Civil Society Groups, Media, NGOs, Private Sector and Community Members in the planning, implementation, monitoring and evaluation of service delivery at the Municipal Assembly.
2. **Professionalism:** the demonstration of requisite skills and competencies, and the ability to adopt best practices in the delivery of services to the satisfaction of the client whilst adhering to ethical standards.
3. **Client focus:** using client requirements to prioritize and consistently develop affordable and accessible Services in a timely manner.
4. **Transparency:** providing all stakeholders with the understanding of how the Municipal Assembly operates, and furnishing them with easy access to adequate and timely information regarding decisions and actions taken by the Assembly.
5. **Efficient and Effective use of Resources:** the optimal use of resources (including time, human resources, natural resources, financial resources, etc.) to provide services and products that satisfy the requirements of users in a timely manner.
6. **Accountability:** taking responsibility for one's actions and/or in-actions in rendering services and informing citizens on the use of public resources.

Functions

In accordance with the Local Governance Act, 2016 (Act 936), the functions of the Ga North Municipal Assembly include:

- (a) Exercise political and administrative authority in the Municipality;
- (b) Promote local economic development;
- (c) Provide guidance, give direction to and supervise other administrative authorities in the municipality as may be prescribed by law.
- (d) Formulate and execute plans, programmes and strategies for the effective mobilization of the resources necessary for the overall development of the Municipality;

(e) Promote and support productive activities and social development in the municipality and remove any obstacles to initiatives and development;

(f) Sponsor the education of students from the Municipality to fill particular manpower needs of the municipality especially in the social and health sectors of education

, making sure that the sponsorship is fairly and equitably balanced between male and female students;

(g) Initiate programmes for the development of basic infrastructure

(h) Be responsible for the development, improvement and management of human settlements and the environment in the Municipality;

(i) In co-operation with the appropriate national and local security agencies, be responsible for the maintenance of security and public safety in the municipality;

(j) Ensure ready access to courts in the municipality for the promotion of justice;

(k) Act to preserve and promote the cultural heritage within the municipality;

(l) Initiate, sponsor or carry out studies that may be necessary for the discharge of any of the duties conferred by the Act or any other enactment; and

(m) Perform any other functions that may be provided under another enactment.

Objective

The main objective of the plan is to put in place a road map, which in the medium term would guide the Municipality to pursue a course of sustainable development by reducing the generally high level of poverty and improve the living conditions of the people in the Municipality with considerable emphasis on growing the informal sector for accelerated local economic growth and development.

The National Development Planning Regulation, 2016 (LI 2232) Municipal Assemblies to initiate and prepare municipal development plans and settlement structure plans in a manner prescribed by the commission and ensure that the plans are prepared with full participation of the local communities.

In fulfilling the above functions, a Preparation Team was formed out of the MPCU and tasked to prepare the plan.

1.2 Methodology

In preparing this Plan the following methods were employed in gathering the required data and information.

- Performance Review of the existing 2014-2017 MTDP
- Preliminary studies and investigation into developing emerging issues
- Zonal Council meetings were held with key stakeholders, Traditional Authorities and community members
- Socio-economic data which constitutes primary data and secondary data were provided
- Final Public Hearing was organized with participants from the Zonal Councils, the Traditional Authority, Civil Society and other key stakeholders on the draft plan
- General assembly meeting was organized for the adoption of the MMTDP 2018-2021
-

Organization of the Plan.

The plan is organized into six Chapters.

Chapter One

Chapter One examines the performance of the Municipal Assembly in the implementation of the MMTDP 2014 – 2017. The reasons for non-achievement of the planned development objectives, problems encountered and lessons learnt were documented to inform the new plan. The Municipal profile is outlined. This chapter ends with a summary of key development issues/gaps identified from the performance review and profile.

Chapter Two

In chapter two, the Municipal development issues are harmonized with the community needs and aspirations gathered from the community needs assessments. The key development issues under GSGDA II with implications for 2018-2021 were identified and harmonized with the NMTDPF 2018-2021. The key issues from the NMTDPF 2018-2021 were then adopted and prioritized based on their multiplier, widespread and linkage effects. These were further subjected to the POCC analysis and impact analysis to determine the sustainable priority issues.

Chapter Three

Chapter Three outlines the Municipal development focus and goals for the medium term. Projections for development requirements within the medium term have also been made in this

chapter. The chapter ends with adopted development issues, thematic goals, objectives and strategies from the NMTDPF 2018-2021

Chapter Four

Chapter Four highlights the Development Programmes and sub-programmes of the Municipal Assembly. It also highlight the projects, Programme of Action of the Municipal Assembly for the 2018-2021. It is undoubtedly linked to the programme based budgeting. The Chapter ends with the Indicative Financial strategies of the Municipal Assembly to mobilize resources to finance the MTDP in conjunction with Development partners, NGO's, Civil Society Organizations, etc.

Chapter Five

The implementation arrangements for the plan are outlined in this chapter. Key stakeholders who would be involved in the plan implementation have been identified. The plan has been phased into annual action plans commencing 2018. In each annual action plan, the location of the project, time, cost of project, lead and collaborating agencies and source of funding are outlined for monitoring and evaluation.

Chapter Six

Chapter six outlines how the programmes, projects or activities outlined for implementation during the planned period will be monitored and evaluated (M&E) as prescribed by the NDPC guidelines for M&E. the purpose of the M&E Plan has clearly been stated in this chapter. The monitoring as well as evaluation matrices are prepared and strategy for data collection and use are outlined. Formats for the preparation of Quarterly and Annual Progress Reports have been prepared in line with NDPC guidelines.

The chapter also highlights the dissemination and communication strategy of the plan and approaches or channels to be used to achieve these objectives.

Conclusion

Harmonized key development issues in the Municipality have been identified. Again, development priorities to address the key development issues have been outlined. It is therefore anticipated that the Municipal Assembly as the lead facilitator of the development process would enjoy the collaboration and support of all key stakeholders to effectively implement the plan to achieve the stated objectives for the period 2018 – 2021.

CHAPTER ONE

PERFORMANCE REVIEW AND PROFILE/CURRENT SITUATION/BASELINE

INTRODUCTION

The Ga North Municipal Assembly was carved out of the then Ga West Municipal Assembly on 16th November 2017 by Legislative Instrument (LI) 2314 and was officially inaugurated on 15th March 2018. The Ga North Municipal is endowed with rich human and natural resources stretching from great pool of underground water and precious stones, labour force, rich soil for crop production, rivers and streams, good climate, and all that is desirable or necessary for generating high quality living standard.

1.1 Performance Review of Municipal Medium Term Development Plan 2014-2017

The Ga North Municipal Assembly has inherited and implemented considerable number of planned programmes and projects proposed in the MMTDP (2014-2017). The MMTDP (2014-2017) was prepared in line with GSGDA II under five (5) of the seven (7) thematic areas. These include;

- Enhancing Competitiveness of Ghana's Private Sector
- Accelerated Agriculture Modernization and Sustainable Natural Resource Management
- Infrastructure, Energy and Human Settlements
- Human Development, Productivity and Employment
- Transparent and Accountable Governance

In accordance with the themes above, the Assembly formulated and outlined development programmes, projects and activities to achieve the intended targets of the GSGDA II.

However, certain factors impeded the successful implementation of some of the programmes and projects slated in the MMTDP (2014-2017).

Table 1 : Performance Review of MTDP 2014-2017

POLICY OBJECTIVE: IMPROVING THE MANAGEMENT OF EDUCATION SERVICE DELIVERY							
POLICY OBJECTIVE: IMPROVE QUALITY OF TEACHING AND LEARNING							
	PROGRAM MES	SUB-PROGRAMME	BROAD PROJECT/ACTIVITY	INDICATORS			REMARKS
				Baseline (2013)	MTDP Target	Achievement	
2014	Social Service Delivery	Education, youth & Sports and Library Services	Organize 3 workshops on the preparation of AMEOP for unit heads, Circuit Supervisor and coordinators	0	50%	3 workshops on AMEOP	Fully Implemented
THEMATIC AREA: HUMAN DEVELOPMENT, PRODUCTIVITY AND EMPLOYMENT							
POLICY OBJECTIVE: IMPROVE QUALITY OF TEACHING AND LEARNING							
PERIOD	PROGRAM MES	SUB-PROGRAMME	BROAD PROJECT/ACTIVITY	INDICATORS			REMARKS
				Baseline (2013)	MTDP Target	Achievement	
2014	Social Service Delivery	Education, youth & Sports and Library Services	Organize BDT workshops for Basic School teachers	20%	70%	3 workshops organized	Fully Implemented
			Organize deworming exercise for all basic schools	10%	100%	None	Not implemented
2015	Social Service Delivery	Education, youth & Sports and Library Services	Organization of annual review meeting for 100 stakeholders	0%	50%	35 teachers	On-going
THEMATIC AREA: HUMAN DEVELOPMENT, PRODUCTIVITY AND EMPLOYMENT							
POLICY OBJECTIVE: IMPROVE QUALITY OF TEACHING AND LEARNING							
PERIOD	PROGRAM MES	SUB-PROGRAMME	BROAD PROJECT/ACTIVITY	INDICATORS			REMARKS
				Baseline (2013)	MTDP Target	Achievement	
2014	Social Service	Education, youth & Sports and Library	Conduct Management training workshop for Headteachers on the use of capitation grants	0	2 workshop	1 workshop organized	On going

	Delivery	Services			s		
			Organize sensitization workshops for Annual school census Exercise	1	1 sensitization	1 sensitization	Fully Implemented
			Provide teaching and learning materials for all schools	60%	100%	70%	On-going
			12 teachers from deprived areas received incentive packages	0	40%	20%	Suspended
THEMATIC AREA: HUMAN DEVELOPMENT, PRODUCTIVITY AND EMPLOYMENT							
POLICY OBJECTIVE: IMPROVE QUALITY OF TEACHING AND LEARNING							
PERIOD	PROGRAMMES	SUB-PROGRAMME	BROAD PROJECT/ACTIVITY	INDICATORS			REMARKS
				Baseline (2013)	MTDP Target	Achievement	
2015	Social Service Delivery	Education, youth & Sports and Library Services	Organize 3 workshops on the preparation of AMEOP for unit heads, Circuit Supervisor and coordinators	0	50%	3 workshops on AMEOP	Fully Implemented
			Train Statistics Officers in information Management	2workshops	2 workshop s	2 workshops	Fully Implemented

SECTOR: HEALTH

Table 2: Performance Review of MTDP 2014-2017 (Health)

PERIOD	THEMATIC AREA: HUMAN DEVELOPMENT, PRODUCTIVITY AND EMPLOYMENT						
	POLICY OBJECTIVE: PROMOTE CHILD DEVELOPMENT IN ALL COMMUNITIES, ESPECIALLY DEPRIVED AREAS						
	PROGRAMMES	SUB-PROGRAMME	BROAD PROJECT/ACTIVITY	INDICATORS			REMARKS
Baseline (2013)				MTDP Target	Achievement		
2014	Social Service delivery	Public Health Services and management	Conduct NID	114%	100%	107%	Fully implemented
			Conduct Community sensitization on Child Health.	20	100	20	Fully implemented
			Lactation Management Training for Health Staff	0	25	25	Fully implemented
			Formation of Mother Support Groups	2	20	10	
2015	Social Service delivery	Public Health Services and management	Conduct NID	114%	100%	104%	Fully implemented
			Conduct National Mass Treatment on Neglected Tropical Diseases	114%	100%	0%	Suspended
			Conduct Community sensitization on Child Health.	20	100	80	Fully implemented
			Formation of Mother Support Groups	2	20	10	Fully implemented
2016	Social Service delivery	Public Health Services and management	Conduct NID	114%	100%	0	Programme suspended in Ga West Municipality
PERIOD	THEMATIC AREA: HUMAN DEVELOPMENT PRODUCTIVITY AND EMPLOYMENT						
	POLICY OBJECTIVE: REDUCE UNDER-NUTRITION AND MALNUTRITION-RELATED DISORDERS AND DEATHS AMONG INFANTS AND YOUNG CHILDREN AND WOMEN IN THEIR REPRODUCTIVE AGES						
	PROGRAMMES	SUB-PROGRAMME	BROAD PROJECT/ACTIVITY	INDICATORS			REMARKS
Baseline (2013)				MTDP Target	Achievement		
2017	Social Service delivery	Public Health Services and management	Conduct National Mass Treatment on Neglected Tropical Diseases	114%	100%	85%	Fully implemented
			Conduct Community sensitization on Child Health.	20	100	100	Fully implemented

			Conduct Community sensitization on Child Health.	20			
2014	Social Service delivery	Public Health Services and management	Organize 2No. health education and video show on Buruli ulcer	6	10	10	Fully implemented
			Manage Buruli ulcer cases within the Planned Period	46	100	27	Implemented
			Conduct sensitization on HIV/TB in 30 communities yearly.	20 communities	140 communities	50	Implemented
			Manage TB cases within the Planned Period	78	320	79	Implemented
			Conduct medical screening for Assembly staff	0	120	0	Not implemented
			Install Dental chair and its accessories at GWMH	1		0	Not in the DMTDP
			Distribute LLIN to the communities(1 LLIN to 2 people) campaign	0	0	0	not in SMTDP
2015	Social Service delivery	Public Health Services and management	Organize 2No. health education and video show on Buruli ulcer	6	10		Suspended
			Manage Buruli ulcer cases within the Planned Period	46	100	17	Implemented
			Conduct sensitization on HIV/TB in 30 communities yearly.	20 communities	140 communities	70	Implemented
THEMATIC AREA: HUMAN DEVELOPMENT PRODUCTIVITY AND EMPLOYMENT							
PERIOD	POLICY OBJECTIVE: REDUCE UNDER-NUTRITION AND MALNUTRITION-RELATED DISORDERS AND DEATHS AMONG INFANTS AND YOUNG CHILDREN AND WOMEN IN THEIR REPRODUCTIVE AGES						
	PROGRAMMES	SUB-PROGRAMME	BROAD PROJECT/ACTIVITY	INDICATORS			REMARKS
			Baseline (2013)	MTDP Target	Achievement		
2015	Social Service delivery	Public Health Services and management	Manage TB cases within the Planned Period	78		115	Implemented
			Conduct medical screening for Assembly staff	0	120	0	Not implemented
			Install Dental chair and its accessories at GWMH	1			Not in the MMTDP
			Distribute LLIN to the communities(1 LLIN to 2 people) campaign	0	0	0	not in MMTDP
2016	Social Service delivery	Public Health Services and management	Organize 2No. health education and video show on Buruli ulcer	6	10		Suspended
			Manage Buruli ulcer cases within the Planned Period	46	100	13	Implemented
			Conduct sensitization on HIV/TB in 30 communities yearly.	20 communities	140 communities	120	Implemented
			Manage TB cases within the Planned Period	78		109	Implemented

			Conduct medical screening for Assembly staff	0	120	73	Implemented
			Install Dental chair and its accessories at GWMH	1	1	1	Implemented but not in the MMTDP
			Distribute LLIN to the communities(1 LLIN to 2 people) campaign	0	100	100	Implemented but not in MMTDP

1.1.1 Analysis of Performance Review

The preparation and implementation of the Municipal Medium Term Development Plan 2014-2017 was under the National Policy Frame Work Ghana Sheared Growth and Development Agenda II. The 4year Plan was prepared in accordance to the guidelines issued by National Development Planning Commission.

The review of the 2018-2021 Medium Term Development Plan takes a critical look at all planned interventions or projects that were outlined and their implementation under the seven thematic areas of GSGDA II.

The planned interventions in the document are in the areas of education, health, sanitation, waste management, roads, agricultural projects, public education on civic responsibilities and development control among others. Also included in the plan are human resource development and revenue mobilization strategies. In tracking the progress of the 2014-2017 Medium Term Plan reports were prepared quarterly and annually of which challenges were identified for management's consideration. Some of the challenges identified included inadequate logistic support and office equipment.

The performance of the Municipality Assembly with regard to the implementation of projects and programmes has been detailed in table 1.1 under the thematic areas of:

- i. Ensuring and Sustenance of Macroeconomic Stability.
- ii. Enhanced Competiveness of Ghana's Private Sector.
- iii. Accelerated Agriculture Modernization and Natural Resources
- iv. Infrastructure and human settlements development;
- v. Human development, Employment and Productivity
- vi. Transparent and Accountable Governance

A critical look at the table 1.1 for the performance review indicates that most construction projects in the areas of education were implemented and few are ongoing at the end of the plan period. The financial review as indicated in table 1.2 and table 1.3 provide information on releases from Government of Ghana and all other Sources of Financial Resources available to the Assembly.

Another area that the municipal Assembly did not perform very well is the area of job creation; the municipal assembly would therefore need to re-prioritize the modules and ensure that the youth benefit. In addition, the creation of jobs in the informal sector through the improvement and completion of market infrastructure at Ofankor, the Municipality however need a modern market.

In the area of agriculture, the implementation of projects captured in the plan was quite good. The Assembly was able to organize the yearly farmers' day and even increased the number of award winners. The target for training of farmers on improved seeds and planting materials was on target. Target was exceeded in the training of Farmer based organizations in safe use of agro chemicals.

In the area of health, there was effective education on all communicable disease and the OPD was also expanded to take care of the growing population. Implementation of HIV/AIDs a major proportion of programs out lined in the strategic plan was not implemented as a result of lack of funding. Programme for the periodic de-worming of school children was also implemented.

Few road projects were implemented under the supervision of the Departments of Feeder Roads and Urban Roads. Some were however still under construction at the end of the plan period.

Funding of projects as indicated in the 2014-2017 Plan depended heavily on the Urban Development Grant (UDG) District Assembly Common Fund (DACF), followed by Donors, the Government of Ghana (GoG) and Internally Generated Funds (IGF). Only few Projects were funded from IGF due to budgetary constraints while those funded from DACF suffered cost overruns and time delays because of the untimely release of funds among other issues.

1.1.2 Key Problems/Issues Encountered During Implementation

Implementation of 2014-2017 MTDP interventions encountered a number of problems and difficulties. These problems included poor institutional arrangements, inadequate staffing as well as financial difficulties. The problems/issues included the following.

- Inadequate funds for project implementation
- Delays in the release of funds
- Poor management of the implementation processes
- Inadequate logistics supervision and monitoring
- Lack of and inadequate office equipment
- Data was collected too late to be used for major decision making
- Rapid urbanization affected the availability of farm lands and lands earmarked for projects
- Some departments were overambitious in the selection of projects

1.1.3 Lessons Learnt

The following lessons were deduced after a critical analysis of the organization of Implementation process and monitoring of the MTDP 2014-2017. These will be factored into the preparation and implementation of the MTDP 2018-2021. The following are the issues that needs to be factored into the selection of priority projects/programmes and organization of implementation.

- a) A critical analysis indicated that funding is one major determinant and it would continue to be a challenge to implementation. Either they are delayed or would not be available in the right quantities and on time. This therefore means that implementing departments and Agencies when budgeting for activities should ensure that there is enough evidence that funds would be released.
- b) Institutional arrangements for implementation would have to be strengthened and the political will, commitment and support are very much solicited.
- c) The MPCU would have to ensure effective collaboration and coordination of the implementation processes.
- d) Departments and Agencies will have to seriously analyze alternative scenarios, processes and strategies for achieving control over the future. The most effective and efficient strategies should be identified and implemented to ensure the attainment of stated goals and objectives.
- e) The organization of mid-year and annual review workshops will have to be vigorously pursued since they provide the platform for sharing ideas and also the identification of key collaborators to ensure effective implementation of projects and programmes.

Table 3: Total Releases from Government of Ghana

PERSONNEL EMOLUMENTS (wages and salaries)						
Year	Requested	Approved	Released	Deviations	Actual Expenditure	Variance
	As planned (A)	As per ceiling (B)	C		D	(C-D)
2014	2,733,568.80	2,733,568.80	440515.7	1,314,038.80	381,818.10	58,697.6
2015	2,643,600.14	2,643,600.14	1893766.28	2,608,600.14	1,109,094.19	784,672.09
2016	3,900,471.42	3,900,471.42	3351571.22	3,873,471.42	2,678,295.32	673275.90
2017	98048.44	98048.44	49,024.22	(49,024.22)		
CAPITAL EXPENDITURES/ASSETS						
2014	3,578,571.40	3,578,571.40	3,780,163.16	3780163.16	3,080,163.16	7000,000
2015	672851.97	672851.97	329633.85	343218.12	2,840,210.85	2840210.85
2016	9956971.84	9956971.84	9,769,965.45	187006.39	8,669,965.45	1100000
2017	3904571.24	3904571.24	2,912,832.22	991739.02	2,612,832.22	300456
GOODS AND SERVICES						
2014	590892.67	590892.67	590,814.67	78.00	370,814.57	220000.1

2015	837538.24	837538.24	734707.27	102,830.97	480,805.97	253,901.3
2016	1232097.62	1232097.62	1232097.62	000	883,093.39	349,004.23
2017	1402643.72	1402643.72	1006861.82	395,781.90	948,968.92	57,892.90

Table 4: All Sources of Financial Resources

Sources	2014			2015			2016			2017		
	Planned	Actual received	Variance	Planned	Actual received	Variance	Planned	Actual received	Variance	Planned	Actual received	Variance
GoG	2,733,568.80	-14195.30	1,314,038.80	2,643,600.14	35,000.00	2,608,600.14	3,900,471.42	27,000.00	3,873,471.42		49,024.22	(49,024.22)
IGF	2,544,950.00	2,706,293.93	161343.93	3,147,361.00	4,527,192.92	(137983.92)	5,788,931.00	5,642,564.60	146,366.40	7,079,251.76	4,160,132.77	2,919,118.99
DACF	2,080,000.00	1,257,956.82	822043.8	2,080,000.00	1,203,842.90	876,157.10	2,260,000.00	1,990,255.70	269,744.30	3,000,000.00	1,191,049.53	1,808,950.47
DDF	200,000.00	379,307.02	(954,580.00)	482,448.00	429,511.00	52937.0	1,134,232.03	630,800.00	503,432.03	500,000.00	-	500,000.00
UDG	1,154,	- 0	1,154,58	1,154,5	1,652,94	(498367.79)	2,150,2	295,651.	1,854,5	3,000,0	1,601,0	1,398,994

	580.0 0		0.00	80.00	7.07		27.01	97	75.04	00.00	05.73	.27
Develop ment Partners			-			-			-			
GETFun d			-			-			-			
Other (please, specify)(GAMA)		200,00 0.00	-	0	319,877. 00	#VALUE!		2,600,32 9.67	(2,600, 329.67)		11,000, 000.00	

1.2 Analysis of Existing Situation/Municipal Profile

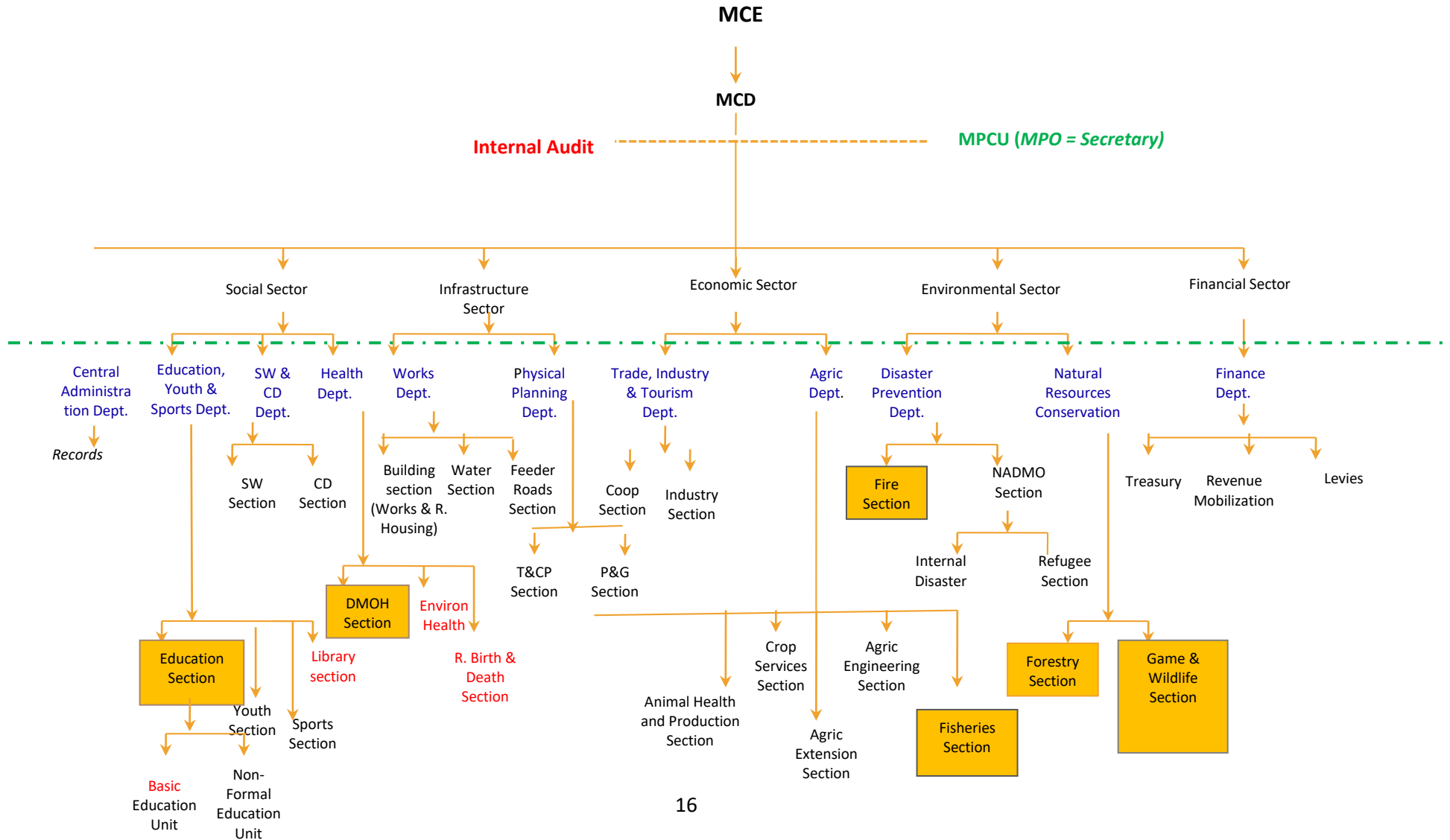
Table 5: Human Capacity and Management Index for Ga North Municipal Assembly

No	Indicators	1	2	3	4	5	6	7	8	9	10
1	Qualification of personnel	8	8	9	9	10	10	10	10	8	9
2	Staff complement	7	5	6	10	5	7	6	5	8	8
3	M&E Skills & Knowledge	7	9	6	8	10	10	10	8	6	7
4	Availability of funds	5	6	5	3	5	7	3	5	4	3
5	Utilization of funds	8	5	8	7	5	9	10	10	7	8
6	Timely Access of funds	8	5	5		5	5	6	10	7	9
7	Leadership	8	8	9	6	10	8	10	10	9	8
8	Management	8	10	9	7	10	6	10	10	9	10
9	Work Load	7	9	10	5	5	6	5	10	7	6
10	Motivation & Incentives	7	5	5	3	5	7	7	5	6	4
11	Equipment facilities /	6	3	1	2	5	1	4	2	7	78
Totals		77	77	77	69	75	68	84	83	76	79
Total Score		765									
Average Total Score		76.50									
The Index		6.95									

From the perspective of the MPCU, the low score was as a result of the equipment/ facility indicators. The solution lies with management to make effort to have adequate office space and also conducive environment for staff to maximize productivity. Again, the assessment also revealed that there are some staffing gaps to be filled in some of the departments. These include agriculture, health, NADMO, NCCE, Youth Employment Agency and education. The Assembly should ensure that staff with requisite background are posted to the aforementioned departments.

1.2.1 Ga North Departmental Organogram

Figure 1: Ga North Departmental Organogram



1.2.2 Physical and Natural Environment

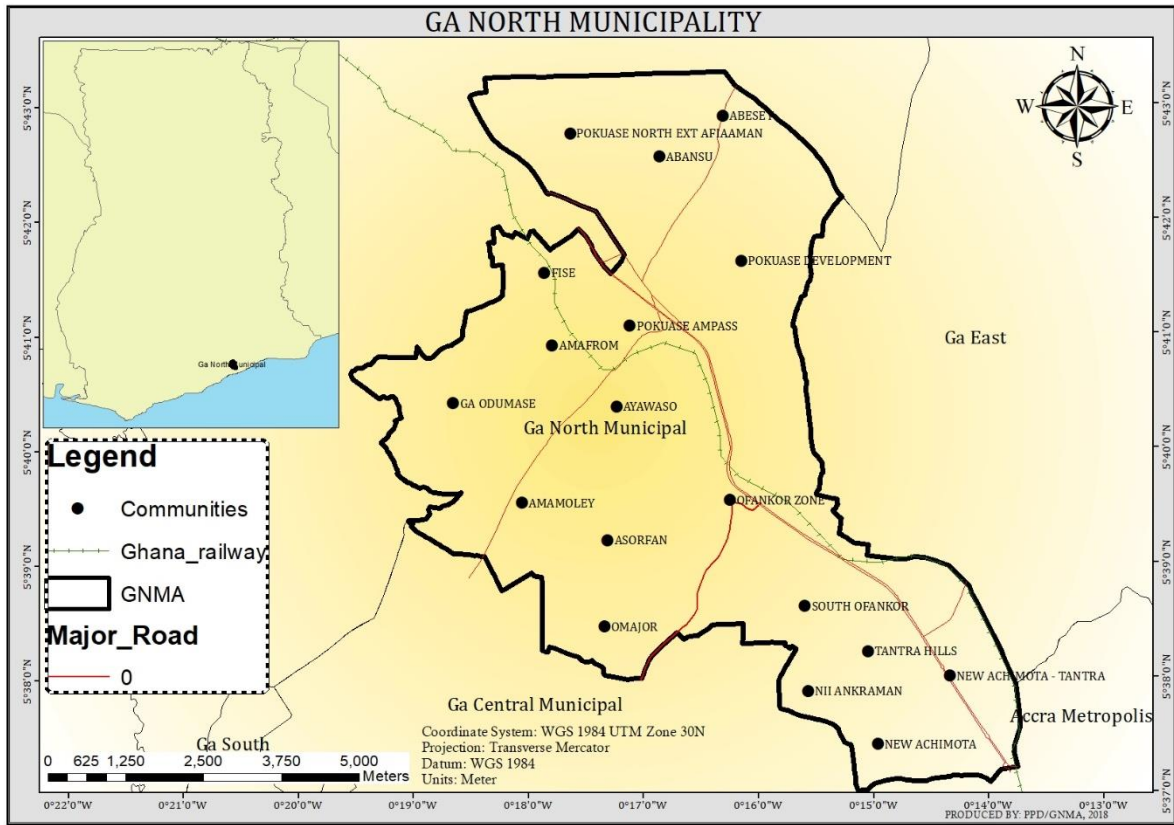
The physical and natural environments are essential elements of the factors for determining socio –economic development of the Municipality. This stems from the fact that, apart from being potential resources, they also serve as ingredients within which all development activities take place. The factors that need critical analysis and their implication for development in the municipality under physical and natural environment include location and size, climate, vegetation, relief and drainage, soil and geology and minerals.

1.2.2.1 Location and Boundaries

The Ga North Municipal Assembly was established by a Legislative Instrument (LI 2314) on the 16th November 2017 and inaugurated on 15th march 2018 in pursuance of the government decentralization and local government reform policy. The Municipality is located at the northern part of Greater Accra Region of the Republic of Ghana between latitude 5° 37'0 N and 5° 42'14 N, and longitude 0° 19'31W and 0°13'42W and covers a total land mass of 636.28 (source: Dep't of Geography, University of Ghana, Legon). It shares boundaries with Ga West Municipal Assembly to the North, Ga central/ Ablekuma North. Municipal Assembly to the west, Accra Metropolitan Assembly to the south and Ga East Municipal Assembly to the east. The Municipal capital is Ofankor.

The location of the Municipality in Regional and National context is represented in figure 2 below.

Figure2: Ga North Map in Municipality Context



1.2.2.2 Soil

The land area is underlain by shallow rocky soil and are extensively developed on the steep slopes of the Akwapim range. The soil is mainly pale and sandy with brushy quartzite occurring on the surface in most places. These soils are rich in sandstone and limestone that are good source of material for the construction industry.

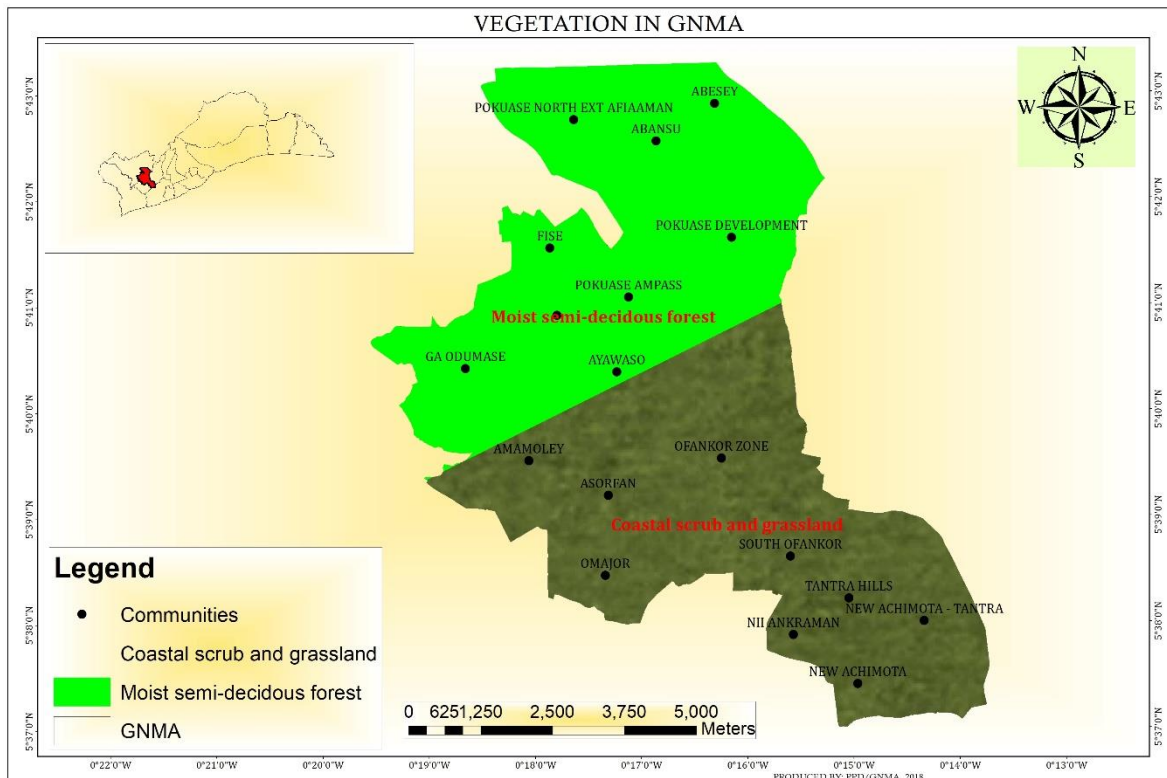
The red earth is usually developed in old and thoroughly weathered parent materials. It is typically loamy in texture near the surface, becomes more clayey below. The red soil is porous and well drained and support road construction and also provide ample moisture storage at depth for deep-rooting plants including coconut, oil palm and mangoes. Nutrient supplies are concentrated in the humus top-soil. Due to this characteristic, the municipality has a comparative advantage in agriculture especially in the area of agro –processing and plantations.

1.2.2.3 Vegetation / Climate

The Municipality lies wholly in the coastal savanna agro-ecological zone .The relief is generally undulating at less than 5%. Rainfall pattern is bi-modal with an annual mean varying between 790mm to about 1,270mm.

The annual average temperature ranges between 25.1 degrees Celsius in August and 28.4 degrees Celsius in February and March, and with April being the hottest month. Humidity is generally high during the year. Average figures are about 94% and 69% at 6:00am and 15:00 hours respectively. During the raining season some areas get flooded and most roads also become immotorable especially at the northern part of the Assembly where road network is generally bad.

Figure 3: Vegetation Map of Ga North Municipality



1.2.2.4 Biodiversity, climate change, green economy and environment

The existence of a wide variety of plant and animal species in their natural environments is heavily depleted in the Municipality even though we have biodiversity preservation, the Quakoo Forest Reserve in the Municipality. A significant percentage of biodiversity is being threatened for a number of reasons which includes human activities such as urbanization, agriculture and overpopulation. These have had impact such as habitat removal and alteration.

The proximity of the Municipality to the national capital has made it fall prey to a lot of human activities which is causing alterations to the natural environment; this has resulted in the loss of about 87% of native lands. Poor agricultural practices, stone quarrying and sand winning are also posing a lot of threat to the biodiversity. Another factor affecting biodiversity in the Municipality is rural urban drift, people migrant to the Municipality on daily basis; this has almost made the municipality overpopulated and this is associated with over-burdening on biological diversity and other natural resources.

Soil erosion is partly caused by agricultural activities. The removal of natural vegetation from an area results in surface layer of the soil that is rich in nutrient and beneficial to micro-organisms is removed. In the Ga North Municipality several tonnes of soil is eroded per year by water. Wind is a negligible factor. As rain water carries away soil, it can also cause the runoff of pesticides and fertilizers that are associated with crop production. This causes pollution in the aquatic environment thereby altering and degrading the biodiversity of the aquatic ecosystems.

Conversion of lands for construction purposes is having a devastating toll on biodiversity. This has led to the inevitable conflicts between our efforts to conserve biodiversity and the need to accommodate the ever increasing population.

1.2.2.5 Relief and Drainage

The relief is generally undulating at less than 76m (250feet) above sea level. The three major rivers that run through the Municipality are the, Nsakyi, Sunkwa and Dorblo. The largest of the three, the Nsakyi passes through Amanfrom, Amamole, Odumase and Ayawaso.

The Municipality also has a lot of rich underground water which has been tapped to provide potable water for the rural communities and small towns in the municipality. The evidence of the municipality's rich underground water is the spring up of a number of bottle water factories in the Municipality.

Figure 4: Drainage Map of Ga North Municipality



1.2.2.6 Water Security

Water supply has always been a basic problem of the Municipality with a limited number of communities having access to potable water; especially when the assembly has no direct control over urban water supply. Areas like New Achimota, Ofankor, Pokuase and Tantra have 20% access pipe-born water while communities like Amormorley, Ayawaso, Fise, Trobu and Amanfrom have no access to pipe-born water. The residence depend on private commercial water tanker supply service and few hand dug wells. To improve this situation, the municipal assembly will support and facilitate government strategies to accelerate the provision of safe water in the urban areas, especially the inclusion of rain water harvesting facilities when building.

1.2.2.7 Sanitation

Sanitation is another challenge in the Municipality. Large quantities of solid and liquid waste are generated in the Municipality and the inability to properly manage disposal has contributed to poor sanitation practices. It is estimated that only 45 percent of the 456.9 tonnes of solid waste generated monthly are properly collected and disposed off in the Municipality. Indiscriminate littering and illegal dumping of waste is pronounced in the Municipality which has led to all kinds of inconvenience including health hazards and

flooding. Sanitation coverage in the municipality is 15% which indicates that a number of people have access to some type of sanitation facilities either public or private but with the inception of Greater Accra Metropolitan Area (GAMA) Sanitation Project promoting house hold toilet in the Municipality it is likely that the percentage coverage will significantly increase by the end of the planning period.

1.2.2.8 Natural and Man-Made Disasters

The Municipality experiences two types of disasters, these are frequent flooding and domestic fires. Flooding is the major disaster of the two. In relation to the flooding, it has become a major challenge in most communities in the municipality due to the terrain which is relatively flat with major water bodies present. Some of the communities that are affected by floods include: Agric quarters, Topido, Ampax, Confident area, New Achimota Ofankor and others. Public drains are in place in most areas to control the flooding but these drains are often choked with silt and plastic materials. In addition to the often choked drains, there are also numerous physical developments on waterways that also contribute to the occurrence of flooding in areas like Golden door, Tantra and Fise.

Other hazards identified are public and commercial structures with expired or without fire extinguishers, weak mud houses within various communities, overgrown trees around live electricity lines, sand winning and encroachment on the original layout of communities.

Physical Planning, Environmental Protection Agency and NADMO, as well as other collaborative agencies and stakeholders are taking steps to minimize and manage these disasters.

1.2.2.9 Natural resource utilization

The Municipality is noted for the production of variety of food stuffs such as cassava, maize, yam, watermelon, banana and orange. There is also a high production of pineapple in the Municipality. The produce have the potential for export and processing to add value. There is availability of a large tract of land for agriculture production. Availability of large tracts of land which can be used for industrial establishment and plantation farming is also an advantage. The availability of large tract of land also presents an opportunity for estate development.

The Northern part of the Municipality abounds in large amounts of underground water. This is evident in the number of water production factories such as daily Water, Urban Water at ACP and Agya Appiah water are all located in the Municipality. This water resource is mostly used by private people commercially without license. The rapid development of estates within and outside the Municipality has increase sand winning and stone quarry activities within the Municipality.

1.2.2.10 Population Size and Distribution

Data from the 2010 Population and Housing Census (PHC) indicates that the Assembly has a population of 101,552 (142,105 **projected figure for 2018 with the annual growth rate of 4.2%**). Out of this figure, the female population is 51,284 representing 50.4 percent with 50,268 (49.6 percent) males. The population of 101,552 suggests there is pressure on the land, given population density of about 159.6 persons per km². The higher population figure has a potential for high market demands to effectively trigger economic activities.

Table 6: Age structure by gender

Age Group	Gender					Type Of Locality	
	Both Sex						
	Number	Percent	Male	Female	Sex Ratio	Urban	Rural
All Ages	101,552	100	50,268	51,284	98.0	18,010	69,491
0 – 14	33,817	33.3	16,773	17,044		6,965	27,500
15 – 64	64,993	64	32,237	32,756		10,222	38,508
65 +	2,742	2.7	1,360	1,382		823	3,483
Age-dependency ratio	56.3		28.0	28.3		76.19	80.46

Source: GSS, 2010 PHC

The table shows that majority of the population in the Municipality live in urban areas (79.4%) while only (29.6%) percent live in rural areas. Thus, the population in the municipality is predominantly urban. The table further indicates that the 15 – 64 age group constitutes the highest proportion (64%) of the population in the Assembly followed by the age groups 0 – 4 with 33.3%. This is an indication that the Municipality has adequate labour force for socio-economic development.

Table 7: Population projection of 20 largest communities in the Municipality

S/N	Community	PHC	Projections			
		2010	2018	2019	2020	2021
1	ABEHENASE	1,236	1,730	1,804	1,881	1,962

2	ADUMAN (TEACHERKOPE)	235	329	343	358	373
3	AFIAMAN	1,953	2,733	2,850	2,973	3,100
4	AKRAMAMAN	590	826	861	898	937
5	AMAMOLE	2,961	4,143	4,321	4,506	4,699
6	AMANFROM	2,635	3,687	3,845	4,010	4,182
7	ASOFAA	2,927	4,096	4,272	4,455	4,646
8	AYAWASO	5,527	7,734	8,066	8,412	8,773
9	CHANTAN	15,187	21,252	22,164	23,115	24,106
10	EBENEZER	247	346	361	376	393
11	FAASE ABESE	50	70	73	76	79
12	FISE	4,569	6,394	6,668	6,954	7,253
13	NEW ACHIMOTA	9,455	13,231	13,799	14,391	15,008
14	NEW ACHIMOTA - MILE 7	6,713	9,394	9,797	10,217	10,656
15	ODUMASE PART	197	276	288	300	313
16	OFANKOR	23,418	32,770	35,219	36,730	38,305
17	POKUASE	14,223	19,903	20,757	21,647	22,576
18	TANTRA HILL	9,429	13,194	13,760	14,350	14,966

SOURCE: GHANA STATISTICAL SERVICE, 2018

1.2.2.11 Migration (Immigration & Emigration)

The Municipality in recent times has seen an increase in population due to influx of large number of people. As a result of its proximity to the Accra Metropolitan Assembly, more and more people migrate to the main urban and peri-urban areas of the Municipality. These include Ofankor barrier, Pokuase, Achimota and other communities within the

Municipality coupled with its richness in mineral deposits has seen large number of people especially the youth engaging in stone quarry and also availability of newly built estate houses attracts both foreigners and indigenous Ghanaians from other parts of the country to move in to settle.

1.2.2.12 Gender Equality

The Municipality has its most economically active population been the youth, both male and female who are not discriminated upon in terms of various roles and responsibilities.

Both women and men have equal opportunities in relation to working within the formal and informal sectors. However people acquire employment opportunities based on their expertise. Holistic approaches of community participation (old, young, male & female) are deployed as part of development processes.

Traditionally women play significant role in governance system with some communities having Queen mothers as part of their governance system. It is also important to acknowledge the fact that there are not enough women representation in the General Assembly of the Municipal Assembly.

1.2.2.13 Spatial Analysis / Settlement

The Ga North Municipal Assembly has over 55 settlements with about 50% being urban, 30% peri-urban and 20% being rural and eight (8) electoral areas. The Municipal Assembly has demarcated the Municipality into three based on the kinds of amenities and infrastructure service available to the different communities. These demarcations are done for the purpose of property taxation and other forms of revenue collection to the extent that property in the different classes attract different property rates.

First –class settlement are communities with good infrastructure and amenities. These are communities with extensive connection to the national electricity grid, well- laid portable water pipeline to a significantly large proportion of household as well as good access roads. Other features of first class settlement include the availability of good schools and health facilities. First class settlement are usually dominated by high income households that live in very expensive residential structures. By the virtue of their location, these structures attract high property rates, per GNMA's criteria. It is, however, not uncommon to find both middle- and low income household living in an area that is officially classified as first class. However, these two income classes are easily distinguishable because of the value or structure of their properties. First class settlements in the municipality include New Achimota, Tantra Hill, kimsby, ACP and Ofankor.

Second class settlement have moderate infrastructure and various amenities including electricity connectivity and piped water. There are relatively few good roads within these settlements, with most of the roads in a deplorable state. There are also a few schools and

health facilities. Second class settlements in GNMA are dominated by middle income household that live in medium size residential structures. Properties in the second class settlements attract medium rates compared to the first class areas, but higher than third class settlement. There may be few high income household in the second class settlement as well as low income households. Some communities classified as second class include Pokuase, Trobu, Fise, Afiaman, Nii Ankraman and Asofan.

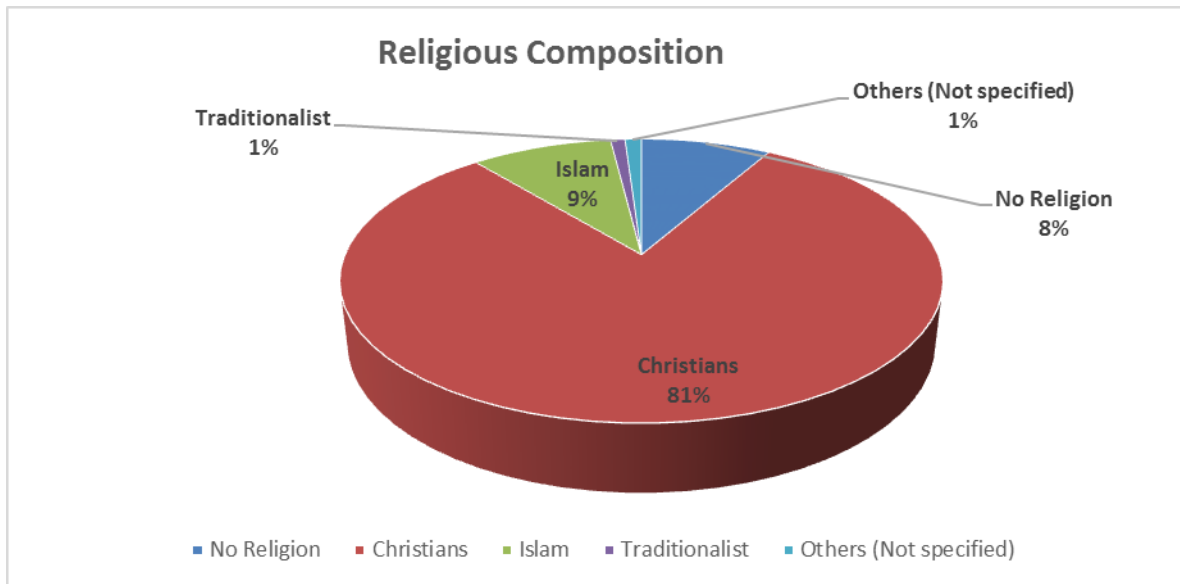
Third class settlements lack most basic amenities and infrastructure service, from potable water to good access roads. The roads are often third class untarred roads connecting the settlements. There is low electricity coverage in these settlements, with a high level of illegal power connection. Schools are very few, while there is a high number of school- age children. Health facilities are very few or non-existing in such communities. Third class settlement are characterised by more slummy areas dominated by low income households. Only a few middle income household are located in third class settlement and they live in relatively more expensive residential units. Example of communities classified as third class in the municipality include Amamfrom, Amamorley, Ampax, Topido and part of Odumansi.

1.2.2.14 Culture

Religious Composition

There is religious heterogeneity in the municipality. People are allowed to practice their faith without hindrance. Consultation from Christian council and Muslims community indicated that, Christians (81%) dominates in the Municipality, 9% of the population belong to the Islamic religion, 8% are without any form of religion, Traditionalist (1%) while 1% are also with religious groups not specified as shown in the figure below:

Figure 5: Religious Composition



Festivals:

The Municipality is also endowed with a rich festival which attracts tourists into the country. The homowo meaning "hooted at hunger" According to Ga oral tradition, a severe famine broke out among the people during their migration to present day Accra. They were inspired by the famine to embark on massive food production exercises which eventually yielded them bumper harvest and this marked the celebration of Homowo.

This festival celebrations attract several people from the international community into Ghana. Most of these tourists are interested in the rich display of traditional culture amidst traditional dancing, drumming and the pouring of libations including the firing of musketry. Some of these tourists are also interested in the rich display of beads and traditional African dressing. This seasonal cultural engagement does not only attract people but also generally boost economic activities especially in terms of revenue to the hospitality industry as well as increased activities in buying and selling.

The celebration usually takes place in August, rarely in July or September each year. It is believed that the whole of Accra celebrated the Homowo Festival in 1888 as late as the 27th or 29th of September.' And celebrated in all the Ga District. (Source: Quartey-Papafio, A.B. " The Ga Homowo Festival", Journal of the African Society, Vol. 19, 1919)

The major language spoken all over the District is Ga with other dialects like Ewe, Fanti. Twi also widely spoken.

1.2.2.15 Governance

The Ga North Municipal Assembly is the highest political and administrative authority in the Municipality and the Municipal Chief Executive (MCE) is the head of the Municipal Administration. The MCE also chairs the Executive Committee of the Assembly. There are

12 Assembly Members comprising 8 elected members and 4 government appointees, the MCE and a Member of Parliament who constitute the General Assembly - the highest decision-making body of The Municipal Assembly. The Presiding Member (PM) chairs the Assembly's meetings. The Municipality has one constituency called the 'Trobu Constituency' with a total of Two (2) zonal council and Eight Electoral Areas (8). The Assembly has five sub-committees namely;

1. Finance and Administration sub-committee;
2. Development Planning sub-committee;
3. Social Services sub-committee;
4. Agriculture sub-committee;
5. Works sub-committee;

The Municipal Co-ordinating Director (MCD) performs the administrative role of coordinating the activities of all the thirteen (13) decentralized departments (created by LI 2314) in the Municipality

1.2.2.16 Security

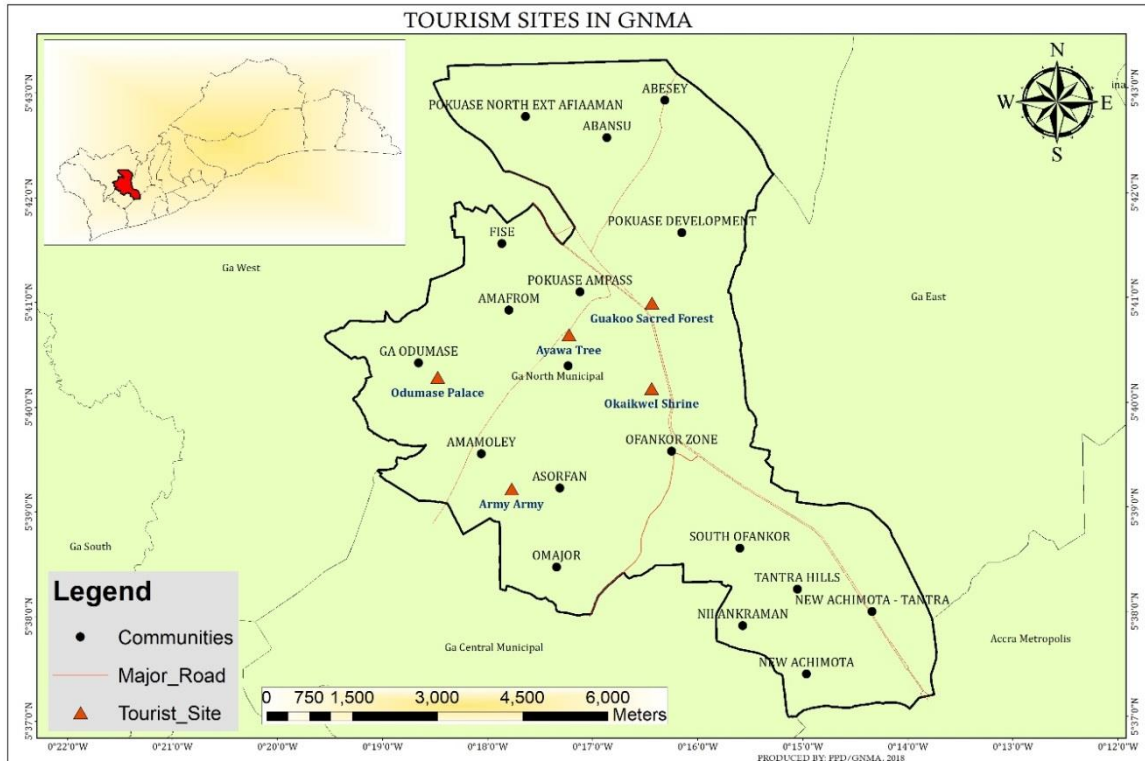
Enhanced security is one of the priority needs of the various communities in the Municipality. Some cases of armed robbery and assault have been reported in the various communities such Tantra, Pokuase Electoral Area and specifically Ampax west. The situation has been attributed to inadequate police force, absence of street lights and development of 'Ghettos' in some parts of Pokuase. The development issues in these areas include the provision of street lights, construction of police post in some selected communities and formation of watch dog committees.

1.2.2.17 Tourism

The Municipality has a huge potential for Tourism development. There are numerous potential tourist attractions, which if properly developed and packaged, could attract a lot of tourists to the Municipality. These include historical sites like Okwaikwe Shrine, Guakoo Sacred Forest and Omany forest and Homowo Festival celebrated by all the Chiefs and people of the Ga Community between the months of August and September each year.

The Assembly must be supported to identify and facilitate the development of these potentials through Public Private Partnerships (PPP). This would create employment and enhance revenue generation in the Municipality. It will also open up the Municipality to international investment in the hospitality industry leading to the creation of various employment opportunities. This will greatly give a boost to economy of the municipality.

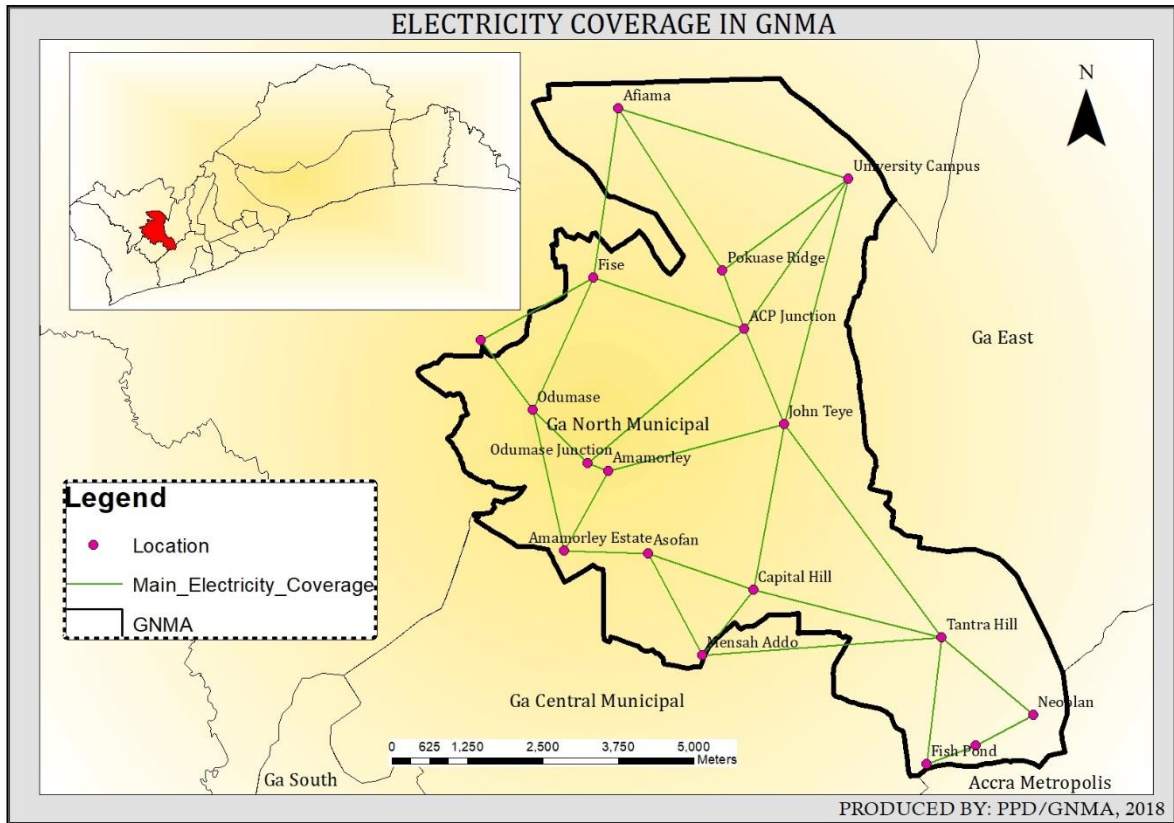
Figure 6: Tourism Map of Ga North Municipality



1.2.2.18 Energy

The main sources of energy for domestic, commercial and industrial use are electricity, fire-wood, charcoal petrol chemical fuels (including, kerosene, and LPG). About 99% of the entire Municipality is connected to the national electricity grid, 1% of the Communities in the Municipality has been disconnected as a result of their inability to pay high prepaid bills. Some communities have challenges of low electricity voltage. Some of these communities include New Achimota, Moose and Ofankor. Figure 1.6 shows the current electricity coverage in the Municipality.

Figure 7: Electricity Connectivity Map of Ga North



1.2.2.19 Transport Infrastructure

The major mode of transportation in the Municipality is by road. Every settlement is linked to the transportation (*road*) network of the Municipality. Unfortunately, large proportion of the road networks are unpaved and their conditions are generally poor. Majority are inaccessible especially during the rainy season. The N6 thus Accra-Nsawam road which is a major highway passes through the Municipality. On the other hand, most roads are without pedestrian walkway which put the safety of pedestrian in question.

Given the proximity of the Municipality to Accra, it is important that urgent action be taken to improve the status of the roads within the Municipality in places such as Ofankor, Pokuase, Asofan, Amarmoley, Ayawaso Tantra and Mile 7. The absence of bridges and culverts along some feeder roads also render most roads inaccessible. There is therefore the urgent need to link up these areas to the marketing centres through the provision of bridges and culverts

1.2.2.20 Economy of the Municipality

Agriculture, Industry and Commerce are identified as the three major economic sectors in the municipality. Over the years the local economy has seen a significant growth particularly in the service sector followed by manufacturing and agriculture.

1.2.2.20.1 Agricultural Sector

The agriculture sector has not seen growth within the past few years inspite of several government initiatives aimed at facilitating the growth of the sector. This has basically been caused by the loss of existing farmlands to sand winners as well as growth in real estate development and acquisition of land for private housing projects. The total population of farmers is estimated at two thousand and fifty (2,050) comprising of one thousand three hundred and ninety (1,390) (67.9%) males and six hundred and sixty (660) (32.1%) with an estimated average farmer age at forty-five (45) years. The current estimated number of farm households stands at one thousand five hundred (1,500) with an average household size of four (4.0).

Major agricultural commodities produced in the municipality are maize, cassava, vegetables (pepper, okra and cabbage), macro and micro livestock (macro - sheep, goat, Pigs and cattle and micro – grasscutter and rabbit) and poultry products. Current estimated average yields of the various crops:

Maize 0.8 mt/ha

Cassava 7.0 mt/ha

Pepper 1.2 mt/ha

Cabbage 23.70 mt/ha

Okro 2.6 mt/ha

Also some farmers are into groups thus Ayawaso Vegetable Farmers Association, Amormorley rabbit farmers Association. The estimated farmer population can be categorised into the following:

Crop production - 13.2 %

Livestock (Macro and Micro) - 56 .6%

Crop and Livestock -21.8%

Processors -2.4%

Poultry Production- 6.0%

Currently crop farmers in the municipality farm along the banks of the Insakyi River which serves as source of water for irrigating crops, while some staff of Ministry of Agriculture and CSIR farm on the Research lands. The average farm size is estimated at 0.5 acre. Macro and micro livestock production is mostly done in the homes of farmers due to inadequate farm land and incessant stealing of farm animals in the municipality. Population of micro livestock per farmer ranges between twelve (12) to thirty (30) animals since the law prohibits more than thirty animals while micro livestock ranges between fifty (50) to two hundred (200) animals per farmer.

Access to Credit

There are a number of financial institutions in the Municipality, among them are the Aduyeman rural bank, Ghana commercial bank at Tantrahill and Ecoban at ABC junction. Banks refuse to give loans to farmers because of the risks involved in farming and also farmers are believed not to be credit worthy.

Post-Harvest Losses

Significant post-harvest losses particularly cassava, maize and vegetables are recorded in the Municipality. The annual post-harvest losses estimate for maize is at 20 to 25 % .The losses are even higher in fruits, vegetables and cassava.

Apart from few traditional silos, warehouses with drying facilities are virtually absent. There are no storage facilities for perishable crops in the Municipality, however there are some processors who process pineapples into juice, and some local processors who process cassava into gari and cassava do. Most of the roads leading to the farming areas are not motorable, hence harvested produce cannot be transported leading to post harvest losses, also cost of transportation increases.

Access to Markets

Even though there are ready markets available for farm produce, crop farmers especially do not control the pricing of their goods. The highly perishable nature of most agricultural produce coupled with the glut at immediate harvest times account for the low prices of produce leading to low prices.

Lack of information on prevailing market prices and the inability of farmers to freely enter established markets due to the presence of powerful market queens continue to permit exploitation of farmers by market women and middle men, however there are markets located at Pokuase and Ofankor

Farmers cannot freely enter established markets due to the presence of powerful market queens and middle men who exploit the farmers. They dictate the price of produce to the farmers.

1.2.2.20.2 Industrial Sector

The widespread mining and quarrying of large deposits of sand, stone, clay and laterite materials by both large and small scale operators such as Construction Pioneers and Sonitra as well as operatives of the Sand and Stone Winners association has also contributed to the growth of the construction industry and a number of aluminium companies such as Rocksters and Instyle.

1.2.2.20.3 Manufacturing Industries

The Manufacturing sector has seen some remarkable growth in the past few years. The establishment of manufacturing companies such as daily water, urban water at ACP, Agya Appiah water and rubber at Ofankor, Praise Export which is into processing of palm fruits into into pam paste for export at Pokuase, buck printing press at spot M, wood processing industry Kwalitec at moose as well as the improved performance and reactivation of existing companies, etc have tremendously contributed to the growth of the Municipality.

1.2.2.20.4 Service Sector

The commercial sector engages the largest working population of the municipality. A wide range of commodities comprising mainly of agricultural produce and industrial goods dominate this sector.

The major marketing centres are Achimota and Ofankor. Even though some modern infrastructure have been provided at these areas, a lot still need to be done to decongest the areas. There is therefore the need to expand the existing infrastructure. There is also the need for the Assembly to expedite work on the potential markets dotted all over the Municipality. These include Pokuase, and Ofankor.

A number of economic and financial services and other infrastructure facilities exist whilst others are being developed to serve as catalyst for the rapid development of the Municipality. These include telecommunication and banking facilities. The financial institutions located within the Municipality include; Ga Rural Bank at ABC Junction, Pokuase. Commercial Bank, Ecobank and Other Micro finance institutions have recently been established.

A significant percentage of the number of fuel filling stations being established in the Region can be found in the Municipality. The major fuel service stations or oil marketing companies which are present in the Municipality include Total, Shell, Excel, Goil, Glory Oil, etc.

1.2.2.21 Food Security

In previous years, prices of food stuffs and other commodities were cheaper as compared to many towns within the Greater Accra Region. However, the urbanized characteristic nature of the municipality and the emergence of estate developers taking over vast land have

affected farm lands coupled with high influx of immigrants into the Municipality; demand tends to outweigh supply hence price hike in food stuffs especially fish and general consumables. Crop farming is done throughout the year in places like Pokuase and Ayawaso.

1.2.2.22 Social Services

Education

Table 8: Educational Facilities and Enrolment Levels (2016/2017)

NO	FACILITY	NO. IN MUNICIPALITY
1	Pre-School	39
2	Primary School	37
3	JHS	37
4	SHS	2

Table 9: Enrolment by Gender (2016/2017)

NO.	CATEGORY OF SCHOOL	ENROLEMENT		
		BOYS	GIRLS	TOTAL
1	Pre-School	947	4083	4274
2	Primary School	6516	6113	12767
3	JHS	3199	81694	7061
4	SHS	-	-	-

Table 10: Teacher Population: Trained & Untrained (2016/2017)

	CATEGORY OF	TRAINED TEACHERS	UNTRAINED TEACHERS

NO.	SCHOOL	MALE	FEMALE	TOTAL	MALE	FEMALE	TOTAL
1	Pre-School	2	94	96	7	2	138
2	Primary School	161	171	332	6	2	8
3	JHS	-	-	-	-	-	-
	TOTAL	163	265	428	13	4	146

Challenges:

1. Payment of capitation grant is now in arrears of over one academic year.
2. Logistical constraint
3. Inadequate school feeding programme

School Feeding Programme:

The under listed KG and Primary schools with the enrolment stated are currently benefiting from the School Feeding program.

ON THE SCHOOL FEEDING PROGRAMME

Table 11: School Feeding Programme

S/ N	NAMES OF SCHOOL	CIRCUIT	ENROLMENT		
			KG	PRIMARY	TOTAL
1	Ofankor M/A 1	New Achimota	30	263	293
2	Ofankor M/A 2	New Achimota	-	213	213
3	Ofankor M/A 3	New Achimota	46	279	325
4	Ofankor M/A 4	New Achimota	26	218	244
5	St Peter Anglican 1	Ofankor	67	350	417
6	St Peter Anglican 2	Ofankor	89	325	414
7	St Peter Anglican 3	Ofankor	78	350	428

8	St Peter Anglican 4	Ofankor	112	340	452
9	Asofan M/A 1	Ofankor	14	247	261
10	Asofan M/A 2	Ofankor	20	272	292
11	Asofan M/A 3	Ofankor	42	250	292
12	Asofan M/A 4	Ofankor	63	275	338
13	Omanjor M/A 1	Omanjor	-	367	367
14	Omanjor M/A 2	Omanjor	96	419	515
15	Omanjor M/A 3	Omanjor	81	369	450
16	Omanjor M/A 4	Omanjor	-	290	290
17	Atiwoto Kg 1 Primary	Pokuase	54	289	332
18	Pokuasimethodise 1	Pokuase	82	539	621
19	Pokuasi Methodist 2	Pokuase	67	542	609
20	Ayawaso Quarry	Odumase Amanfrom	43	289	332
21	Nii Otoo Kwame	Pokuase	52	232	284
22	Pokuase M/A Basic	Pokuase	52	325	377
23	Ame Zion 1	Pokuase	66	124	390
24	Ame Zion 2	Pokuase	58	272	330
		TOTAL	1238	7639	8866

SCHOOLS YET TO BENEFIT FROM THE SCHOOL FEEDING PROGRAMME

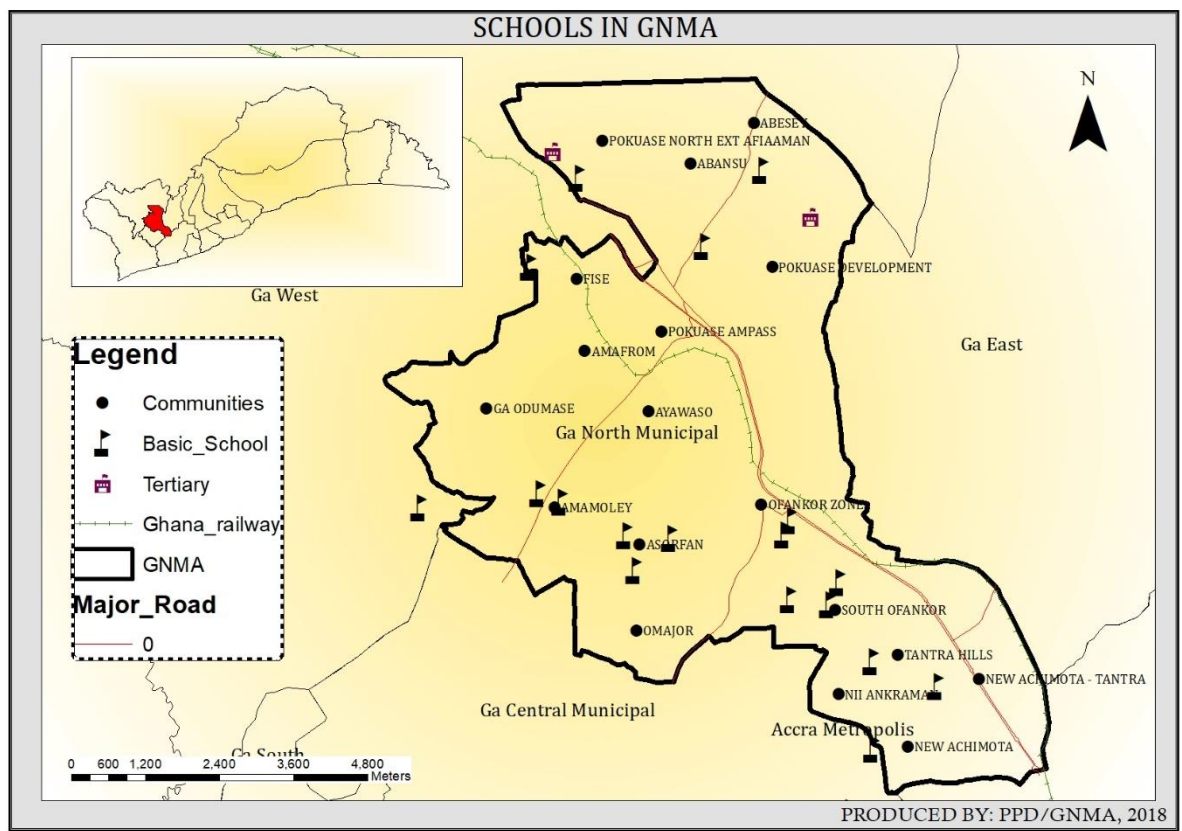
Table 12: Yet to Benefit from the School Feeding Programme

S/N	NAME SCHOOL	OF	CIRCUIT	ENROLMENT		
				KG	PRIMARY	TOTAL

1	Amamorly Methodist	Odumasi Amasaman	73	467	540
2	New Achimota	New Achimota	62	527	589
3	Ola R/C 1 Basic	New Achimota	40	385	425
4	Ola R/C 2 Basic	New Achimota	66	372	438
5	St Synanus P/C	Pokuase	208	940	1148
6	Usman Bun Affan	Odumase Amanfrom	47	214	261
7	St Anthony R/C	New Achimota	56	385	441
		TOTAL	552	3290	3842

Source: Ghana education service 2017-2018

Figure 8: Distribution of Educational Facility



Health Service Delivery

Provision of Health service is one of the major inputs to human development and has a direct linkage to growth and poverty reduction. Health Service Delivery in the Ga North Municipality is provided principally by Public (Government) Health Facility and a number of private health facilities. The Municipal Health Management Team (MHMT) is responsible for health service delivery in the Municipality. The municipality is divided into 4 zones for the organization of primary health care services namely: Pokuase, Fise-Amanfrom, Ofankor and Trobu.

Curative and preventive health services are provided in these facilities and at the outreach centres. There are other care providers such as chemical shop dealers, maternity homes, traditional healers etc in the municipality.

The doctor, nurse and Midwife population ratios are given as follows:

- Doctor Patient ratio: 1: 1847
- Nurse /Population ratio 1:969
- Midwife/Population ratio 1:3346

a) Health Facilities in the Municipality

There are twenty (20) health facilities in the municipality. These comprise of five (5) public and fifteen (15) private health facilities with details as follows, one (1) government Hospital, six (6) private hospitals, two (2) Government health centres, two (2) Community Based Health Planning (CHPS) compounds, six (6) Private Clinics and three (3) Maternity Homes.

The major issue of the health service delivery in the Municipality is the distribution of facilities. Whilst the government facilities are concentrated at the northern sector, the private facilities are concentrated at the southern portion of the municipality. A significant number of the population live in densely populated settlements. In order to make up for the inadequate coverage of public health facilities which also render preventive services, outreach services are organized in selected communities on monthly basis. By this means, basic preventive such as vaccination against childhood illnesses and school health just to mention few are provided for various communities. The table below indicates the immunization coverage for the planned period

Table: 13 Immunization Indicators, 2017

INDICATORS	COUNT
BCG	1956
ROTA 2	3485
PENTA 3	4112
MEASLES RUBELLA 1	5028
MEASLES RUBELLA 2	4336

Immunization

Children are vaccinated with the above listed vaccines at outreach points Utilization of immunization services improved from BCG to Measles Rubella.

b. Top Ten Diseases

Hospital data are collected monthly from all the facilities (public and private) rendering services in the municipality.

Table 14: Top Ten Diseases

	Diseases	Counts	%
1	Malaria	16337	17.7
2	URTI	7205	7.8
3	Typhoid Fever	3884	4.2
4	Diarrhoea Disease	3523	3.8
5	Anaemia	2495	2.7
6	Acute Urinary Tract Infection	2132	2.3
7	Hypertension	1604	1.7
8	Skin Disease	1211	1.3
9	Rheumatism & Other Joint Pains	1154	1.25

10	Acute Eye Infection	646	0.7
11	All other diseases		56.4

Malaria leads the ‘Top 10’ diseases presented at OPDs of both private and public health facilities in 2017. Anaemia also appeared on the 5th position. Hypertension occupied the 7th position contributing 1.7%. Diabetes Mellitus, however, did not appear on the league table.

c). Reproductive Health Service

The following are the reproductive health services rendered in both public and private facilities in the municipality

- Antenatal care (ANC)
- Supervised delivery
- Post-natal care
- Family Planning
- Adolescent health.

The table below provides information on maternal deliveries.

Table 15: Information on Maternal Health Indicators

	Indicators	Counts	%
1	TD2+	2382	59
2	4 th ANC Visits	2188	54.4
3	ANC Registrants	3338	83
4	Skilled Deliveries	1395	34.7
5	C/S	209	15
6	Maternal Mortality Ratio (MMR)	0	00

83% of pregnant mothers accessed ANC in the facilities and only 54.4% made 4 and above visits to antenatal clinics. Skilled deliveries registered 34.7% with 15% through caesarean operation. Fortunately, MMR registered 0.

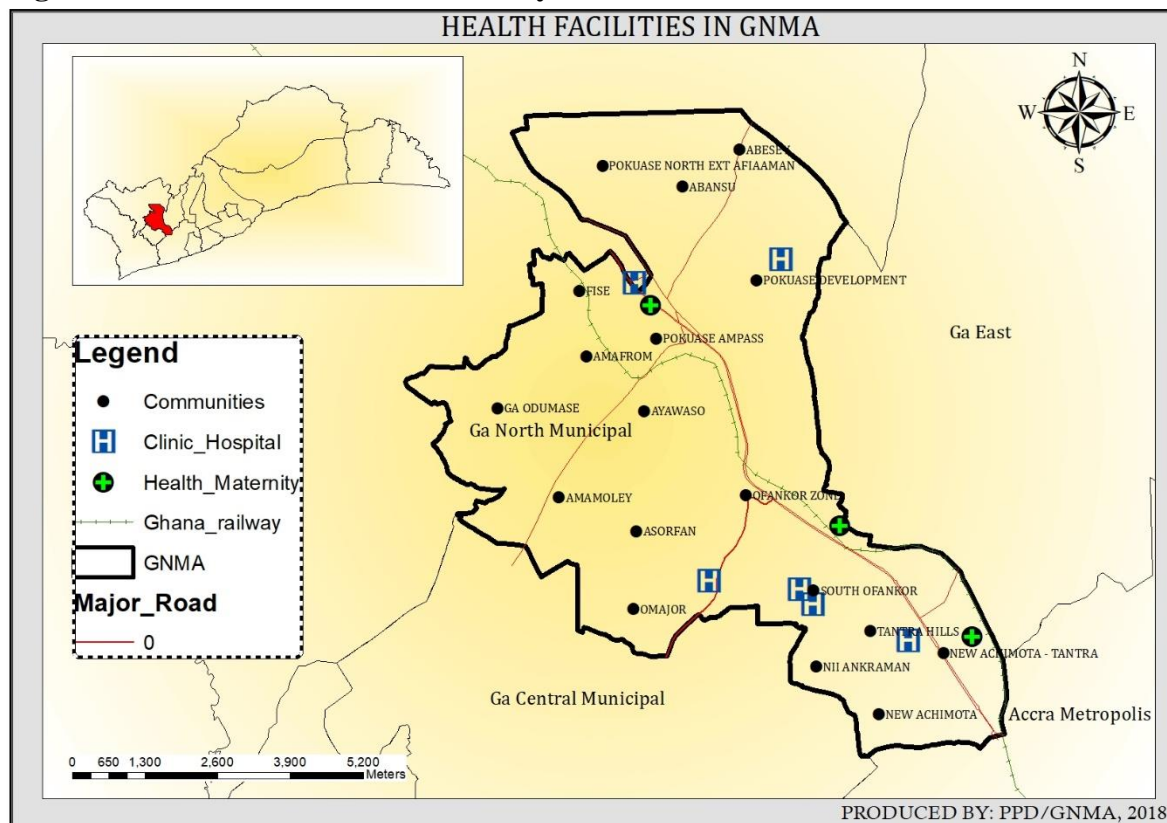
The table below provides information on staffing at the public health facilities within the municipality.

Table 16: Staffing of MHMT Ga North Municipality

CATEGORY OF STAFF	20		30-39		40-49		50-59		NO. REQUIRED	AT POST	GAP	
	-29											
	<i>M</i>	<i>F</i>	<i>M</i>	<i>F</i>	<i>M</i>	<i>F</i>	<i>M</i>	<i>F</i>	<i>MIN</i>	<i>MAX</i>		
DOCTORS	0	0	0	0	1	0	0	0	13	15	1	12
PHYSICIAN ASSISTANT	0	0	0	2	2	0	0	0	10	13	4	2
PHARMACIST	0	0	0	0	0	1	0	0	3	5	1	2
GENERAL NURSES	0	3	1	14	0	4	0	1	130	135	23	39
COMUUNITY HEALTH NURSES	0	9	4	25	0	1	0	1	160	165	40	120
ENROLLED NURSES	0	12	1	18	0	0	0	0	120	125	31	94
ACCOUNTANTS	0	0	0	0	1	2	0	0	5	7	3	3
HEALTH SERVICE ADMINISTRATORS	0	0	0	0	1	0	0	0	1	1	1	0
DISEASE CONTROL OFFICERS	0	0	0	0	0	1	0	0	8	10	1	0
NUTRITION OFFICERS	0	0	0	1	0	0	0	0	3	5	1	1

HEALTH INFORMATION OFFICERS	0	0	0	0	0	0	0	0	2	4	0	3
HUMAN RESOURCE OFFICERS	0	0	0	0	0	1	0	0	1	2	1	1
BIOMEDICAL SCIENTIST	0	0	0	0	1	0	0	0	1	2	1	1

Figure 9: Distribution of Health Facility



1.2.2.23 Information and Communication Technology (ICT)

In this digital era where almost all technological application are ICT related and it has therefore become a tool that serves as a catalyst for rapid development. In order to ensure that the Municipality does not lag behind in this development, the Assembly is making advances of providing ICT centers to public schools to improve on STMIE programmes.

There are a number of privately owned internet cafes and communication centers dotted over the Municipality where community members access ICT services.

There are post offices located in communities such as Ofankor, and Mile 7. Most of the communities in the Municipality have access to both Fixed and Mobile Communications. Ghana Telecom fixed line is present in the Eastern part of the Municipality, in communities such as Taifa and Ofankor. Also most parts of the municipality are served with the mobile telephones network of MTN, Airtel, Vodafone and Tigo. ICT education in the Municipality is very low since majority of the teachers have not been taken through formal training in ICT and some schools have neither computers nor ICT laboratories and source of electricity to enhance ICT training.

1.2.2.24 Cross Cutting Development Programmes

Poverty, Inequality and Social Protection:

In Ga North Municipality the vulnerable and excluded include the disabled, peasant farmers, the aged, rural women and children, people living with HIV/AIDS, orphans and street children. Peasant farmers are the most vulnerable of all farmers especially the majority who depend on rainfall for production. This situation, coupled with the increasing loss of farm lands represents dominant shocks that affect incomes, availability of food and wealth accumulation. Children and other dependents find themselves in difficult situations as a result of these shocks.

Besides these, some children find themselves in difficult circumstances as a result of situations such as death of parents, abandonment and separation due to mental problems of parents. These shocks send children and other dependants onto the street with its attendant risks.

Child labour is prevalent in the Municipality. Children living and working on the streets are engaged in trading activities which include selling ice water and chewing gums, portering of heavy loads (kayayo), truck pushing and working as driver's mates. They are mostly found in the urban communities like Ofankor, Achimota and Pokuase. In the rural areas, children are engaged in hazardous work such as stone quarrying. These negatively affect their physical and mental development. The Assembly will fully support the implementation of the Livelihood Empowerment against Poverty (LEAP) programme to ensure that the vulnerable benefit.

In addition to the above, the aged, HIV/AIDS infected and affected, street children and the disabled are left without or with very little safety nets. This situation calls for appropriate strategies to cover their needs. Adequate and disaggregated data on the vulnerable in the municipality need to be collected, analyzed and the appropriate inter-sectoral interventions implemented to mitigate the impact of the shocks. The Department of Social Welfare and Community Development would have to be supported to coordinate activities to improve the welfare of the vulnerable.

Also, effective programmes aimed at mainstreaming HIV/AIDS into development programmes will also receive utmost attention to reduce the socio-economic impact on the affected and infected.

A) *Institutional Care for the Vulnerable*

Even though there are not enough safety nets for the vulnerable, currently there are six privately owned orphanages and child care Homes operating in the Municipality? The others like the aged, disabled and peasant farmers depend on informal social security like support from relatives and borrowing. The Assembly's participation in the LEAP has provided safety nets to some families who are benefiting.

The residential homes in the municipality are:

- Joy Hill –Fise
- Human Compassion Organization –Afiaman
- Village of hope-ayawaso

The Municipality will have to cooperate with these institutions to continue to support children. Also, the Department of Social Welfare, Commission for Human Rights and Administrative Justice (CHRAJ) and Community Development will have to be supported to deliver effectively.

1.3 Summary of Key Problems, Issues and Gap

- Inadequate market infrastructure
- Inadequate farm inputs
- Lack of financial support for traders
- Lack of financial support for farmers
- Inadequate agric extension officers
- Lack of agro chemical stores
- Inadequate classroom infrastructure
- Inadequate health infrastructure
- Poor conditions of classroom blocks
- Inadequate coverage of school feeding programme
- Low coverage of potable water
- Inadequate institutional latrines
- Inadequate school furniture
- Lack of public toilet
- Inadequate logistics for CHPS compounds
- Inadequate health care staff in rural areas
- Lack of waste bins
- Lack of employable skills among PWDs
- High unemployment among the youth
- Lack of skills for employment in the oil and gas industry
- Inadequate sports infrastructure
- Poor road infrastructure
- Lack of footbridge/ culverts
- Inadequate ICT centres/laboratories
- Inadequate street lights
- Inadequate police station/post
- Lack of office accommodation for zonal council

CHAPTER TWO

2.1 Linking of Community needs/aspirations with Key Development Issues/gaps from performance review and profile

Table 17: Linking of Community needs/aspirations with Key Development Issues/gaps from performance review and profile

S/N	Community Needs and Aspirations	Identified key development gaps/problems/ issues (from Performance and Profile)	SCORE
1	Inadequate market infrastructure	Limited exploitation of potential and inadequate investment in the tourism sector	0
2	Inadequate farm inputs	Traditional methods of farming at subsistence level	2
3	Lack of financial support for traders	Inadequate credit facility	2
4	Lack of financial support for farmers	Competing land use with real estate developers	2
5	Inadequate agric extension officers	Low production level	1
6	Lack of agro chemical stores	Inadequate office and residential accommodation	0
7	Inadequate classroom infrastructure	Poor infrastructure base (education and health)	2
8	Inadequate health infrastructure	Poor infrastructure base (education and health)	2
9	Poor conditions of classroom blocks	Poor infrastructure base (education and health)	2
10	Inadequate coverage of school	Inadequate data on rateable items	0

	feeding programme		
11	Low coverage of potable water	Inadequate potable water coverage	2
12	Inadequate institutional latrines	Poor environmental sanitation	2
13	Inadequate school furniture	Poor infrastructure base (education and health)	2
14	Lack of public toilet	Poor environmental sanitation	2
15	Inadequate logistics for CHPS compounds	Poor infrastructure base (education and health)	1
16	Inadequate health care staff in rural areas	High incidence of malaria	1
17	Lack of waste bins	Poor environmental sanitation	2
18	Lack of employable skills among PWDs	Inadequate entrepreneurial skills	1
19	High unemployment among the youth	Inadequate capital for business development	1
20	Lack of skills for employment in the oil and gas industry	Inadequate local involvement in oil and gas industry	1
21	Inadequate sports infrastructure	Poor infrastructure base (education and health)	1
22	Poor road infrastructure	Poor road condition	2
23	Lack of footbridge/ culverts	Poor road condition	2
24	Inadequate ICT centres/laboratories	Poor infrastructure base (education and health)	2
25	Inadequate street lights	High incidence robbery	1
26	Inadequate police and fire station/post	Inadequate fire and police stations	2

27	Lack of office accommodation for zonal council	Lack of residential accommodation for staffs	2
TOTAL SCORE (TS)			31
NUMBER OF ISSUES (NI)			27
AVERAGE SCORE(AS) = (TS/NI)			1.142

The average score 1.142 indicates that there is a weak harmony of community needs and key development issues which has implications for the 2018-2021 MTDP. This means that there are a number of emerging or new issues that has to be considered in the 2018-2021 District Medium Term Development Plan.

Table 18: key development issues under GSGDA II

Thematic areas of GSGDA II	Key development issues under GSGDA II with implication for 2018-2021
Ensuring and sustaining macro-Economic stability	<ul style="list-style-type: none"> • Inadequate data on rateable items • Inadequate revenue collectors • Unwillingness to pay taxes due to low level of tax education and perceived non accountability by Assembly
Enhancing competitiveness in Ghana's Private Sector	<ul style="list-style-type: none"> • Inadequate capital for business development • Inadequate entrepreneurial skills • Limited exploitation of potential and inadequate investment in the tourism sector
Accelerated agriculture modernization and sustainable natural resource management	<ul style="list-style-type: none"> • Limited access to extension service • Inadequate capital facilities and high cost of labour and inputs • Inadequate market infrastructure • Traditional methods of farming at subsistence level • Increased conversion of wetland to other forms of land use • Insufficient waste management • Negative attitudinal and behavioural orientation towards proper waste disposal • Limited awareness of climate change and its impacts • Competing land use with real estate developers
Infrastructure, energy and human settlement development	<ul style="list-style-type: none"> • Poor road network and condition • Ineffective land use planning and implementation • Haphazard land development

	<ul style="list-style-type: none"> • Inadequate toilet facilities • Inadequate supply of potable water
Human development and productivity employment	<ul style="list-style-type: none"> • Inadequate teachers • Inadequate school infrastructure • Inadequate accommodation for teachers. • Inadequate community libraries, computers and internet connectivity • Inadequate vocational schools • Inadequate health facilities • Inadequate health personnel • Inadequate accommodation for health personnel • Prevalence of HIV and AIDS • Lack of appreciation of issues affecting persons with disability (PWDs) • Low participation of PWD in development • High incidence of poverty
Transparent and accountable governance	<ul style="list-style-type: none"> • Poor enforcement of bye laws • Gaps in communication and accountability between MMDAs and citizens • Low performance of sub-structures • Inadequate access to police services • Limited capacity for policy formulation and implementation • Unsatisfactory working condition and environment for public sector workers

2.2 Identified Development Issues under GSGDA II and NMTDPF, 2018-2021

To enable the Municipal Assembly focus on strategic development interventions over the four (4) year plan period, four out of the five goals have been adopted and the issue linked to them. Table 2.1 shows the selected goal and their adopted issues under the NMTDP, same have been linked to the GSGDA II for continuity of on-going project and programmes.

Table 19: Key Development Issues under GSGDA II with implication for 2018-2021

GSGDA II 2018-2021		NMTDP 2018-2021	
Them. Area	Issues	Goal	Issues
Enhancing competitiveness Of Ghana's private sector	<ul style="list-style-type: none"> • Limited access to credit facilities. • Limited employment opportunities 	Builds Prosperous Society	<ul style="list-style-type: none"> • Limited access to credit by SMEs • Limited technical and entrepreneurial skills • Low transfer and uptake research finding by stakeholders • Low application of technology especially

			<p>among smallholder farmers leading to comparatively lower yields</p> <ul style="list-style-type: none"> • Inadequate development of and investment in processing and value addition • Limited Agriculture production and productivity. • Low level of irrigated agriculture • Lack of youth interest in agriculture • Poor marketing systems • Erratic rainfall patterns • Low level of husbandry practices, • Inadequate feed and water quality standards for livestock • Real estate develops taking over farm lands • Inadequate disease monitoring and surveillance system • Poor tourism infrastructure and service
Accelerated agriculture modernization and sustainable natural resource management	<ul style="list-style-type: none"> • Absence or inadequate logistics for farming. • Inadequate market infrastructure 	Create opportunities for all	<ul style="list-style-type: none"> • Low prominence accorded language learning in the school system • Low participation of females in learning of science, technology, engineering and

			<p>mathematic</p> <ul style="list-style-type: none"> • Inadequate educational infrastructure • Youth delinquencies
GSGDA II 2018-2021		NMTDP 2018-2021	
Them. Area	Issues	Goal	Issues
	<ul style="list-style-type: none"> • Poor environmental sanitation. • Weak enforcement on sanitation bye-laws • Absence of toilet facilities • Inadequate FBOs • Flooding 	Create opportunities for all	<ul style="list-style-type: none"> • Absence of vocational school • Inadequate funding source for education • Inadequate financing of the health sector • Low level of doctors • Inadequate health infrastructure • Inadequate ICT in schools • High malaria case • Persistence of HIV and AIDS/STDs • Inadequate access to water service in part of the municipality • Poor sanitation and waste management • Low level of women in governance • Inadequate social protection programme for vulnerable group • Inadequate opportunity for persons with disability • Lack of physical access to

			<p>public and private structures for PWDs</p> <ul style="list-style-type: none"> • Low levels of technical and vocational skills for youth
Infrastructure & human settle	<ul style="list-style-type: none"> • Absence of drains • Poor road networks and condition 	Safeguard the natural environment and ensure a resilient built environment	<ul style="list-style-type: none"> • Weak enforcement of bye laws • Improper disposal of solid and liquid waste • Inadequate landfill sites • Concerns of air and noise pollution in the Municipality • Inadequate support to address disaster issues • Poor quality and inadequate road transport network • Absence of lorry stations. • Blocking of roads for social activities. • Unauthorised packing of vehicles on road • Poor waste disposal practices • Silting and choking of drains • Poor maintenance of street lights • Inadequate maintenance of infrastructure • Inadequate land for

			<p>development projects</p> <ul style="list-style-type: none"> • Growths of slums • Flooding in some communities
Human development, productivity employment	<ul style="list-style-type: none"> • Inadequate education infrastructure • Inadequate ICT laboratories, • Limited access to portable water 	Maintain a stable, united and safe society	<ul style="list-style-type: none"> • Ineffective sub district structures • Lack of accommodations for staff • Poor linkage between planning and budgeting at national, regional and district levels • Poor settlement planning ineffective sub district structures • Inadequate revenue data • High expenditure on IGF staff • Inadequate and delay in DACF • Low involvement of CSOs to effectively participate in public dialogue • Poor record keeping • Revenue under performance due to leakages and loopholes among others
Transparent, responsive and accountable governance	<ul style="list-style-type: none"> • Inadequate office accommodation 		
GSGDA II 2018-2021		NMTDP 2018-2021	
Them. Area	Issues	Goal	Issues

	<ul style="list-style-type: none"> • Lack of residential accommodation for staffs • Limited capacity of staff. • Revenue underperformance 		•
--	--	--	---

Table 20: shows adopted goals together with the sub-goals and the relevant issues linked to each other.

2.3 Adoption of Key Development Issues from the NMTDPF 2018-2021

Table 21: Adoption of Key Development Issues from the NMTDPF 2018-2021

DMTDP GOALS 2018-201	ADOPTED ISSUES
Build a prosperous Society	<ul style="list-style-type: none"> • Limited access to credit by SMEs • Limited technical and entrepreneurial skills • Low application of technology especially among smallholder farmers leading to comparatively lower yields. • Limited Agricultural production and productivity • Low level of irrigated agriculture • Lack of youth interest in agriculture • Poor marketing systems • Erratic rainfall patterns • Inadequate feed and water quality standards for livestock

	<ul style="list-style-type: none"> • Real estate developers taking over farm lands • Poor tourism infrastructure and Service • Absence of Agro Chemical Shop
Create opportunities for all	<ul style="list-style-type: none"> • Inadequate educational infrastructure • Inadequate School Feeding Programme • Inadequate ICT in schools • Absent of vocational school • Inadequate funding source for education • Inadequate financing of the health sector • Low level of doctors • Inadequate health infrastructure • High malaria cases • Persistence of HIV and AIDS/STIs, • Inadequate access to water services in urban part of the municipality • Poor sanitation and waste management • Inadequate social protection programmes for vulnerable groups • Lack of physical access to public and private structures of PWDs • Low levels of technical and vocational skills for youth
Safeguard the natural environment and ensure a resilient built environment	<ul style="list-style-type: none"> • Weak enforcement of transport and sanitation bye laws • Improper disposal of solid and liquid waste • Lack of landfill sites • Concerns of air and noise pollution in the Municipality • Inadequate support to address disaster issues • Poor quality and inadequate road transport network • Unauthorized parking of vehicles on roads

	<ul style="list-style-type: none"> • Poor waste disposal practices • Silting and choking of drains • Inadequate maintenance of infrastructure • Poor maintenance of street lights • Inadequate land for development projects • Growth of slums • Flooding in some communities
<p>Maintain a stable, united and safe society</p>	<ul style="list-style-type: none"> • Ineffective sub district structures • Poor settlement planning • Lack of accommodation for staff • Inadequate revenue data • Inadequate and delays in DACF

Table 22: Adopted Goals Key Issues, Adopted Objective and Strategies

Goal 1: Build a Prosperous Society

Development dimensions	Focus Area	Issues	Key Policy	Strategies
ECONOMIC DEVELOPMENT	INDUSTRIAL TRANSFORMATION	<ul style="list-style-type: none"> poverty and underdevelopment among peri-urban and urban communities 	Pursue flagship industrial development initiative	<ul style="list-style-type: none"> Implement One district, One factory initiative (SDG Targets 9.2, 9.3, 9.4, 9.b, 9.c)
	PRIVATE SECTOR DEVELOPMENT	<ul style="list-style-type: none"> Limited access to credit by SMEs 	Support Entrepreneurship and innovations	<ul style="list-style-type: none"> Create an entrepreneurial culture, especially among the youth (SDG Targets 4.4, 8.3, 8.6)
			Enhance Domestic Trade	<ul style="list-style-type: none"> Develop modern markets and retail infrastructure in every district to enhance domestic trade
			<ul style="list-style-type: none"> Predominant informal economy 	Formalize the informal economy

	AGRICULTURE AND RURAL DEVELOPMENT	<ul style="list-style-type: none"> • Low transfer and uptake of research findings by stakeholders 	Improve science, technology and innovation application	<ul style="list-style-type: none"> • Intensify and increase access to mechanisation along the agriculture value chain (SDG Targets 2.3)
		<ul style="list-style-type: none"> • Low application of technology especially among smallholder farmers leading to comparatively lower yields 	Improve Production efficiency and yield	<ul style="list-style-type: none"> • Ensure effective implementation of the yield improvement programme (SDG Targets 2.1, 2.4)
		<ul style="list-style-type: none"> • Inadequate development of and investment in processing and value addition 	Ensure improved Public Investment	<p>Introduce District Chambers of Agriculture, Commerce and Technology (DCACT) with the mandate to promote agribusiness through an enhanced interface between the private and public sectors at district level (SDG</p> <ul style="list-style-type: none"> • Target 16.6)
		<ul style="list-style-type: none"> • Limited Agricultural production and productivity 	Ensure sustainable food production systems consumption and production patterns	<ul style="list-style-type: none"> • Improve access to agricultural extension services and agro-technologies (seeds, fertilizers, agro-chemicals)

		<ul style="list-style-type: none"> • Low level of irrigated agriculture 	Improve production efficiency and yield	Ensure effective implementation of the yield improvement programme (SDG Targets 2.1, 2.4)
		<ul style="list-style-type: none"> • Lack of youth interest in agriculture 	Promote agriculture as a viable business among the youth	Provide financial support for youth by linking them to financial institutions for the provision of start-up capital (SDG Target 8.3)
		<ul style="list-style-type: none"> • Poor marketing system 	Promote demand-driven approach agricultural development	Develop market support services for selected horticulture, food and industrial crops to enhance production for export (SDG Target 2.3)
		<ul style="list-style-type: none"> • Low level of husbandry practices, 	Promote livestock and poultry development for food security and income generation	<ul style="list-style-type: none"> • Ensure effective implementation of METASIP to modernise livestock and poultry industry for development
		<ul style="list-style-type: none"> • Inadequate feed and water quality standards for livestock 		<ul style="list-style-type: none"> • Strengthen Livestock and poultry research and adoption
		<ul style="list-style-type: none"> • Inadequate disease monitoring and surveillance system 		<ul style="list-style-type: none"> • Intensify disease control and surveillance especially for zoonotic and scheduled

				disease
	TOURISM AND CREATIVE ARTS DEVELOPMENT		Diversity and expand to tourism industry for	<ul style="list-style-type: none"> • Promote public private partnerships for investment in the sector • Promote and enforce local tourism and develop available and potential sites to meet internationally acceptable standards
SOCIAL DEVELOPMENT	Goals 2: Create opportunities for all			
	EDUCATION AND TRAINING	• Poor quality of education at all levels	Enhance inclusive and equitable access to, and participation in quality education at all levels	•
		• Negative perception of TVET		• Ensure inclusive education for all boys and girls with special needs
		• Low prominence accorded language learning of science, technology, engineering and mathematics		• Popularize and demystify the teaching and learning of science, technology, engineering and mathematic (STEM) and ICT education in basic and secondary education
• Inadequate and inequitable access to education for		• Accelerate the implementation of policy on 60;40 admission ratio of Science to Humanities		

		PWDs and people with special needs at all levels		students at the tertiary level
		• Educational system focused on merely passing exams		• Re-structure content of educational system to emphasize character building, value nurturing, patriotism and critical thinking
	FOCUS AREA	ISSUES	KEY POLICY OBJECTIVES	STRATEGIES
	HEALTH AND HEALTH SERVICES	• Gaps in physical access to quality health care	Ensure affordable, equitable, easily accessible and Universal Health Coverage (UHC)	Strengthen the district and sub-district health systems as the bedrock of the national primary healthcare strategy (SDG Targets 1.2, 1.3, 3.1, 3.2, 3.3, 3.4, 3.6, 3.7, 3.8, 16.6)
		• Inadequate emergency services		Revamp emergency medical preparedness -and response services (SDG Target 3.d)
		• Unmet needs for mental health services		Ensure gender mainstreaming in the provision of healthcare services (SDG Targets 1.4, 5.c)
		• Inadequate financing of the health sector		• Enhance efficiency in governance and management of the health system
		• Inadequate capacity to us health information for		Strengthen healthcare management

		decision making at all levels	system	
		• Inadequate capacity to us health information for decision making at all levels		• Strengthen collaboration and partnership with the private sector to provide health services
				• Improve health information management systems including research in the health sector
				• Strengthen capacity for monitoring and evaluation in the health sector
		• Increasing morbidity, mortality and disability due to communicable, non-communicable and emerging diseases	Reduce disability morbidity, and mortality	<ul style="list-style-type: none"> • Implement the non-communicable diseases (NCD) control strategy (SDG Targets 3.4, 3.b) • Intensify implementation of malaria control programme • Strengthen prevention and management of malaria cases • Implement the Non-Communicable Disease (NCDs) control strategy • Intensify efforts for polio eradication • Review and Scale-up Regenerative Health and Nutrition Programme (RHNP)

				<ul style="list-style-type: none"> • Strengthen Integrated Disease Surveillance and Response (IDRS) at all levels
		<ul style="list-style-type: none"> • High stigmatization and discrimination of HIV and AIDs 	<p>Ensure the reduction of new HIV and AIDS/STIs infections, especially among the vulnerable groups</p>	<ul style="list-style-type: none"> • Intensify education to reduce stigmatisation (SDG Target 3.7)
		<ul style="list-style-type: none"> • Lack of comprehensive knowledge of HIV and AIDS/STIs, especially among the vulnerable groups 		<p>Expand and intensify HIV Counselling and Testing (HTC) programmes (SDG Targets 3.3, 3.7)</p>
		<ul style="list-style-type: none"> • High incidence of HIV and AIDS among young persons 		<ul style="list-style-type: none"> • Intensify behavioural change strategies especially for risk groups for HIV & AIDs and TB
		<ul style="list-style-type: none"> • Periodic shortage of 		<p>Ensure access to antiretroviral therapy (SDG</p>

		HIV & AIDs commodities (ARV's, Test Kits, Condoms)		<p>Target 3.8)</p> <ul style="list-style-type: none"> • Intensify efforts to eliminate mother to child transmission of HIV (MTCHIV) • Ensure access to Antiretroviral Therapy
	FOOD AND NUTRITION SECURITY	• Household food insecurity	Ensure food and nutrition security	• Promote the production of diversified nutrient-rich food and consumption of nutritious foods
	WATER AND SANITATION	• Negative impact of climate variability and change	Promote sustainable water resource development and	• Improve liquid and solid waste management
		• River bank encroachment		• Undertake tree planting along the banks of all major water bodies and their tributaries to reduce silting and pollution from human activities
		• Inadequate access to water services in urban areas	Improve access to safe and reliable water	• Improve water production and distribution systems
		• Poor sanitation and waste management	Improve access to improved and reliable environmental sanitation services	• Promote National Total Sanitation Campaign (SDG Target 6.2)
		• Low level of investment in		• Provide public education on solid waste management
		• Poor planning and implementation of sanitation plans		• Enhance implementation of the Polluter Pays Principle in waste management
				Monitor and evaluate implementation of sanitation plan (SDG Target 16.6)
				• Improve the management of existing waste disposal sites to control GHGs emissions
	CHILD AND	• Low awareness of child protection	Ensure effective child	• Increase awareness on child protection

	FAMILY WELFARE	<ul style="list-style-type: none"> • Abuse and exploitation of children engaged in hazardous forms of labour 	Ensure the rights and entitlement of children	Eliminate the worst forms of child labour by enforcing laws on child labour and child protection (SDG Targets 5.3, 16.2, 16.3)
		<ul style="list-style-type: none"> • Child neglect 		<ul style="list-style-type: none"> • Eliminate the worst forms of child labour by enforcing laws on child labour, child
	GENDER EQUALITY	<ul style="list-style-type: none"> • Unfavourable socio-cultural environment for gender equality 	Attain gender equality and equity in political, social and economic development	<ul style="list-style-type: none"> • Introduce measures to promote change in socio-cultural norms and values inhibiting gender equality (SDG Targets 5.1, 5.2, 5.3, 10.2)
		<ul style="list-style-type: none"> • Gender disparities in access to economic opportunities 		Promote economic empowerment of women.
			<ul style="list-style-type: none"> • Encourage women artisans and other tradesmen, including farmers to form associations for easy 	

	WATER AND SANITATION	<ul style="list-style-type: none"> • Negative impact of climate variability and change • River bank encroachment 	Promote sustainable water resource development and management	<ul style="list-style-type: none"> • Improve liquid and solid waste management • Undertake tree
--	-----------------------------	--	---	---

		<ul style="list-style-type: none"> • Inadequate access to water services in urban areas 	Improve access to safe and reliable water supply services for all	<ul style="list-style-type: none"> • Improve water production and distribution systems
		<ul style="list-style-type: none"> • Poor sanitation and waste management 	Improve access to improved and reliable environmental sanitation services	<ul style="list-style-type: none"> • Promote National Total Sanitation
		<ul style="list-style-type: none"> • Low level of investment in sanitation 		<ul style="list-style-type: none"> • Provide public
		<ul style="list-style-type: none"> • Poor planning and implementation of sanitation plans 		<ul style="list-style-type: none"> • Monitor and evaluate implementation of
				<ul style="list-style-type: none"> • Review, gazette and enforce MMDA's bye- • Improve the management of
	CHILD AND FAMILY WELFARE	<ul style="list-style-type: none"> • Low awareness of child protection laws and policies 	Ensure effective child protection and family	<ul style="list-style-type: none"> • Increase awareness on child protection
		<ul style="list-style-type: none"> • Abuse and exploitation of children engaged in hazardous forms of labour • Child neglect 	Ensure the rights and entitlement of children	<ul style="list-style-type: none"> • Eliminate the worst forms of child labour • Eliminate the worst forms of child labour
	GENDER EQUALITY	<ul style="list-style-type: none"> • Unfavourable socio-cultural environment for gender equality 	Attain gender equality and equity in political, social and economic development systems	<ul style="list-style-type: none"> • Introduce measures to promote change in socio-cultural norms and values inhibiting
		<ul style="list-style-type: none"> • Gender disparities in access to economic opportunities 	Promote economic empowerment of women.	<ul style="list-style-type: none"> • Improve access to education, health and skills training in • Encourage women artisans and other tradesmen, including

	SOCIAL PROTECTION	<ul style="list-style-type: none"> • Inadequate and limited coverage of social protection programmes for vulnerable groups 	Strengthen social protection, especially for children, women, persons with disability and the elderly	Strengthen and effectively implement existing social protection intervention programmes and
	DISABILITY AND DEVELOPMENT	<ul style="list-style-type: none"> • Inadequate opportunities for persons with disabilities to contribute to society 	Promote full participation of PWDs in social and economic development of the country	<ul style="list-style-type: none"> • Ensure effective implementation of the
<ul style="list-style-type: none"> • Ignorance of PWDs personal rights 		<ul style="list-style-type: none"> • Generate database on PWD 		
<ul style="list-style-type: none"> • High unemployment rate amongst PWDs 		Ensure that PWDs enjoy all the benefits of Ghanaians citizenship	<ul style="list-style-type: none"> • Promote participation of PWDs 	
<ul style="list-style-type: none"> • Lack of physical access to public and private structures for PWDs 			<ul style="list-style-type: none"> • Ensure the implementation of the Ghana Accessibility 	
		<ul style="list-style-type: none"> • Limited access to education among PWDs 		<ul style="list-style-type: none"> • Standards to ensure
	EMPLOYMENT AND DECENT WORK	<ul style="list-style-type: none"> • Low levels of technical and vocational skills 	Promote the creation of decent jobs	<ul style="list-style-type: none"> • Promote inclusive education and lifelong learning for PWDs
<ul style="list-style-type: none"> • Lack of entrepreneurial skills for self-employment 		<ul style="list-style-type: none"> • Develop and promote schemes that support skills training, internship and modern 		
<ul style="list-style-type: none"> • Weak cooperative regulatory systems 		<ul style="list-style-type: none"> • Promote entrepreneurship and financial support for PWDs (SDG Target 		

	YOUTH DEVELOPMENT	<ul style="list-style-type: none"> Limited opportunities for youth involvement in national development 	Promote effective participation of the youth in socioeconomic	<ul style="list-style-type: none"> Support the youth to participate in modern agriculture
ENVIRONMENT, INFRASTRUCTURE AND HUMAN SETTLEMENTS	Goal 3: Safeguard the natural environment an ensure a resilient built environment			
	PROTECTED AREAS	<ul style="list-style-type: none"> Weak enforcement of regulations 	Protects existing forest reserves	<ul style="list-style-type: none"> Strengthen involvement of local
	ENVIRONMENTAL POLLUTION	<ul style="list-style-type: none"> Improper disposal of solid and liquid waste water treatment plants 	Reduce environmental pollution	Control sand mining along beaches (SDG Targets 14.2, 14.5)
		<ul style="list-style-type: none"> Inadequate engineered landfill sites and waste water treatment plants 		
		<ul style="list-style-type: none"> Concerns of air and noise pollution especially in urban areas 	Reduce greenhouse gases	<ul style="list-style-type: none"> Intensify enforcement of regulations on noise
	CLIMATE VARIABILITY AND	<ul style="list-style-type: none"> Loss of trees and vegetative cover 		<ul style="list-style-type: none"> Promote tree planting and green landscaping in communities
DISASTER MANAGEMENT	<ul style="list-style-type: none"> Weak legal and policy frameworks to disaster prevention, preparation and response 	Promote proactive planning for disaster prevention and mitigation	<ul style="list-style-type: none"> Educate public and private institutions on natural and man-made hazards and disaster risk reduction (SDG Targets 3.d, 13.3). Strengthen capacity of the National Disaster Management 	

	TRANSPORT INFRASTRUCTURE: ROAD, RAIL	<ul style="list-style-type: none"> Poor quality and inadequate road transport network 	Improve efficiency and effectiveness of road transport infrastructure and services	<ul style="list-style-type: none"> Expand and maintain the national road network (SDG Targets 9.1, 11.2)
	INFORMATION COMMUNICATION TECHNOLOGY	<ul style="list-style-type: none"> Inadequate ICT infrastructure across the country 	Expand the digital landscape	<ul style="list-style-type: none"> Increase internet capacity and quality training in and out of school
	DRAINAGE AND FLOOD CONTROL	<ul style="list-style-type: none"> Poor waste disposal practices 	Address recurrent devastating floods	Prepare and implement adequate drainage plans
		<ul style="list-style-type: none"> Silting and choking of drains 		<ul style="list-style-type: none"> Prepare and implement adequate drainage
	INFRASTRUCTURE MAINTENANCE	<ul style="list-style-type: none"> Poor and inadequate maintenance of infrastructure 	Promote proper maintenance culture	Establish timely and effective preventive maintenance plan for all
	LAND ADMINISTRATION AND MANAGEMENT	<ul style="list-style-type: none"> Cumbersome land acquisition process 	Develop efficient land administration and management system	<ul style="list-style-type: none"> Promote creation of land banks for industrial and business parks and enclaves
	URBAN DEVELOPMENT	<ul style="list-style-type: none"> Growth of slums 	Promote resilient urban development	<ul style="list-style-type: none"> Prepare and implement structure plans for all grade 1,2 and 3 settlement
		<ul style="list-style-type: none"> Rapid urbanisation, resulting in urban sprawl 		
GOVERNANCE, CORRUPTION AND PUBLIC	Goal 4: Maintain a stable, united and safe society			

ACCOUNTABILITY	LOCAL GOVERNMENT AND DECENTRALISATION	• Poor coordination in preparation and implementation of development plans	Deepen political and Administrative Decentralization	• Strengthen local level capacity for participatory planning and budgeting
		• Ineffective sub-district structures		• Strengthen sub-district structures
		• Poor linkage between planning and budgeting at national, regional and district levels		• Strengthen local capacity for spatial planning
		• Weak spatial planning capacity at the local level		
		• Poor coordination in preparation and implementation of development plans		Strengthen local level capacity for participatory planning and budgeting
		• Expenditure decision taken at the central Government Level	Strengthen Fiscal Decentralization	• Strengthen PPPs in IGF mobilization
		• Implementation of unplanned expenditure		• Improve service delivery at the MMDA level

		<ul style="list-style-type: none"> • Inadequate and delays in central government transfers 		<ul style="list-style-type: none"> • Enhance revenue mobilization capacity and capability of
		<ul style="list-style-type: none"> • Weak capacity of CSOs to effectively participate in public dialogue 	<ul style="list-style-type: none"> • Improve popular participation at regional and district levels 	<ul style="list-style-type: none"> • Strengthen local level capacity for participatory planning and budgeting (SDG Targets 16.6, 16.7).
	PUBLIC INSTITUTIONAL REFORM	<ul style="list-style-type: none"> • Poor record keeping 	<ul style="list-style-type: none"> • Build an effective efficient Government machinery 	<ul style="list-style-type: none"> • Improve documentation within the public sector
	PUBLIC POLICY MANAGEM	<ul style="list-style-type: none"> • Inadequate financial resources 	<ul style="list-style-type: none"> • Enhance capacity for policy formulation and coordination 	<ul style="list-style-type: none"> • Strengthen the capacity of public institution for

2.4 Prioritization of Development Issues

The adopted issues in table 19 above were further prioritized by the stakeholders in order to ensure efficiency and effectiveness in the implementation of the plan. The prioritization was done by the use of planning tools such as Potentials, Opportunities, Constraints and Challenges (POCC) and Impact Analysis. Results of the POCC and Impact Analysis are presented as follows:

2.4.1 Analyses of Potentials, Opportunities, Constraints and Challenges (POCC)

At the four – day’s stakeholder – planning interface at the Municipality, the identified issues were subjected to vigorous POCC (Potentials, Opportunities, Constraints and Challenges) analysis. Potentials are internal factors which can be utilized to enhance development of the Municipality. Opportunities are external factors that can be taken advantage of to positively influence the development of the Municipality. Constraints are internal factors that act against development of the district whereas Challenges refer to those external factors that could negatively affect the development of the Municipality. The POCC analysis was carried out in meeting of Resident Associations, NGOs, CSOs, Traditional Authorities and heads of departments as well as interactions with the Zonal Councils.

Potential, Opportunities Constraint & Challenge (POCC) Analysis

Issue to be addressed	Potentials	Opportunities	Constraint	Challenge
<p>Inadequate school infrastructure such as library, classroom block, teachers accommodate, ICT etc.</p>	<ul style="list-style-type: none"> • Willingness of community members to provide communal labour. Availability of land • Works department to supervise construction. 	<ul style="list-style-type: none"> • GETFUND • Donor funded projects • Eg SIF 	<ul style="list-style-type: none"> • Inadequate funds for more school to be built • Encroachment on school lands 	<ul style="list-style-type: none"> • Delay in release of funds from central government
<p>Prioritisation should be done to ensure that communities in real needs are served</p>				
<p>The Assembly will pursue the programme and institutionalize bonding of beneficiaries to stay and teach in schools within the municipality</p>				
<p>Poor waste management and sanitations facilities in home</p>	<ul style="list-style-type: none"> • Presence of Environmental Health Unit • Bye-laws on environmental sanitation • MWST 	<ul style="list-style-type: none"> • Magistrate court • Qualified EHO • Other Donor support 	<ul style="list-style-type: none"> • Negative attitude towards waste disposal • Non-availability of waste treatment plants • Difficulty in acquiring land for waste disposal • Inadequate waste management equipment 	<ul style="list-style-type: none"> • Rapid urbanization • Development of slums • Dumping of solid waste from other municipalities

Waste management and sanitation will be improved by increasing the door-to-door collection, enforcement of byelaws and acquiring land for the construction of a final disposal site				
Poor waste collection arrangements and management	<ul style="list-style-type: none"> • Well established EHD-WMD • Qualified staff 	<ul style="list-style-type: none"> • Private waste collectors • DACF • IGF • limited availability of land 	<ul style="list-style-type: none"> • Inadequate logistics • Rapid urban • Dev't of slums 	<ul style="list-style-type: none"> • Apathy
Waste management will be improved by increasing the door-to-door collection and acquiring land for the construction of a final disposal site				
Low internally Generated Fund	<ul style="list-style-type: none"> • Revenue collectors • Budget unit established • Revenue unit in place • Well established markets 	<ul style="list-style-type: none"> • Private waste collectors • Various residence • Association willing to collect 	<ul style="list-style-type: none"> • Inadequate logistics • Inadequate data for projection • Leakages in the collection system 	<ul style="list-style-type: none"> - Unwillingness on the part of the citizens to pay property tax

SOURCE: MPCU 2018

Annex POCC ANALYSIS

Table 24: POCC Analysis

ISSUE TO BE ADDRESSED	POTENTIALS	OPPORTUNITIES	CONSTRAINT	CHALLENGE
Inadequate residential accommodation for the Assembly's staff	<ul style="list-style-type: none"> • Some land available • Established Works department • Established T&C PD 	<ul style="list-style-type: none"> • Available construction contractors • Pocket of vacant land available 	<ul style="list-style-type: none"> • Delays in the release of DACF • Logistics constraints of the work Department 	<ul style="list-style-type: none"> • Land litigation • Encroachment on public lands
Considering the enormous potentials for the implementation of the identified issue, the assembly will develop other interventions to mitigate the impact of the challenge				
Inadequate employment opportunities for the youth	<ul style="list-style-type: none"> • Well established NYEP secretariat • Other supporting staff 	<ul style="list-style-type: none"> • Vibrant informed sector • Number of un employed youth 	<ul style="list-style-type: none"> • Inadequate skills • Apathy 	<ul style="list-style-type: none"> • Lack of start up capital • Lack of youth centers
<i>The Assembly has enough potentials and opportunities to support the implementations of the various modules o the NYEP</i>				
Poor road conditions and drainage systems	<ul style="list-style-type: none"> • Presence of feeder and Urban Roads Dept • Availability of Grader 	<ul style="list-style-type: none"> • Road fund • Donor fund • Available road contractors 	<ul style="list-style-type: none"> • Poor urban layout • Non adherence to planning schemes 	<ul style="list-style-type: none"> • Untimely release of funds to the sector

<i>Regular maintenance of existing roads should be a priority</i>				
Inadequate access to credit facilities by women groups	<ul style="list-style-type: none"> • Well established Community Dev't Dept • Gender machinery in place 	<ul style="list-style-type: none"> • A lot of women groups • Some NGOs willing to support 	<ul style="list-style-type: none"> • No vehicles for the Department 	<ul style="list-style-type: none"> • Collateral demand by financial institution
<i>The Assembly will pursue programmes to increase access to credit since the potentials and especially the opportunities can be effectively combine to support interventions</i>				
Delay in the processing of application for development permit	<ul style="list-style-type: none"> • T & CPD established in the municipality • Works Department to support • Statutory planning committee in place • Some planning schemes available 	<ul style="list-style-type: none"> • Number of developers • Willingness of some developers to obtain permit • Families and traditional authorities to collaborate with Survey and Land Title Registry 	<ul style="list-style-type: none"> • Poor logistic support to the T&CPD • Lack of approved planning schemes • Building without permits • No title to land by land owners or developers 	<ul style="list-style-type: none"> • Cumbersome processes of obtaining land and titles • Land disputes
<i>The opportunities and potentials are enough to be used to manage the constraints and also develop other innovative ways to expediting the issuance of permits</i>				
Unauthorised structures and development of	<ul style="list-style-type: none"> • T & CPD • Works Dept 	<ul style="list-style-type: none"> • Residents Association to 	<ul style="list-style-type: none"> • Urbanization • Poor monitoring and 	<ul style="list-style-type: none"> • Political interference

slums	<ul style="list-style-type: none"> • Zonal Councils 	support	supervision	
<p><i>The potential and opportunities exist to support the control of unauthorised structures in the various communities. The process of permit acquisition will be reviewed</i></p>				

Annex 2 Cont'd POCC ANALYSIS

Table 25: Annex 2 Cont'd POCC ANALYSIS

ISSUE TO BE ADDRESSED	POTENTIALS	OPPORTUNITIES	CONSTRAINT	CHALLENGE
Over clouding in the market and inadequate market infrastructure	<ul style="list-style-type: none"> • Two completed markets in the municipality not allocated • Existence of satellite markets 	<ul style="list-style-type: none"> • Trigger economic activity 	<ul style="list-style-type: none"> • Inadequate funding 	<ul style="list-style-type: none"> • Banks strict rules for accessing funds
<p>The assembly should gradually persuade traders to use completed markets whiles soliciting for privates financiers to do others</p>				
Inadequate /lack of supply of portable water in urban communities	<ul style="list-style-type: none"> • Existence of river and streams Existence of GWCL office • High water table 	<ul style="list-style-type: none"> • Presence of underground water for borehole construction • Existence of borehole technicians 	<ul style="list-style-type: none"> • Inadequate funds to invest in urban water supply 	<ul style="list-style-type: none"> • Inadequate pipe lines for urban water supply
<p><i>There is enough potentials and opportunities to support the improvement of urban water supply over the plan period</i></p>				

Incessant noise created by churches and drinking sports	<ul style="list-style-type: none"> • MEHO • Support of communities 	<ul style="list-style-type: none"> • EPA • Association of local churches 	<ul style="list-style-type: none"> • Some churches and spots not registered • Logistics 	<ul style="list-style-type: none"> • EPA processes slow
<i>Will take advantage of the potentials and opportunities identified and initiate processes to manage the challenges</i>				
Inadequate support for disability issues	<ul style="list-style-type: none"> • Social welfare dept • Establishment of disability commette 	<ul style="list-style-type: none"> • Existence of Association on PWD • Presence of Disability fund Committee • DACF 	<ul style="list-style-type: none"> • Unskilled PWDS 	<ul style="list-style-type: none"> • 2% of DACF inadequate and irregular
<i>The PWDs should be supported to contribute to the development process</i>				
Inadequate security, street light police post and others	<ul style="list-style-type: none"> • Availability of security agencies: - Ghana Policies Service, prisons Service, immigration Service, Fire Service and Military 	<ul style="list-style-type: none"> • Inadequate funding • Land issues 	<ul style="list-style-type: none"> • Inadequate police force 	
<i>Security will be enhanced by acquiring lands for the construction of police barracks and stations. The NYEP will be used to provide the community police to support of the main police force.</i>				

Source: MPCU 2018

Annex POCC ANALYSIS

Table 26: Annex POCC Analysis

ISSUE TO BE ADDRESSED	POTENTIALS	OPPORTUNITIES	CONSTRAINT	CHALLENGE
Ineffective Unit committee	<ul style="list-style-type: none"> • Zonal councils in place • Units established 	<ul style="list-style-type: none"> • DACF • IGF • MLG &RD 	<ul style="list-style-type: none"> • Apathy in the communities • Lack of motivation 	<ul style="list-style-type: none"> • Government policy does not allow their being paid
The Assembly and the Zonal councils will fund means of motivating them to ensure they operates as envisaged				
Low participations of women in decision making process	<ul style="list-style-type: none"> • Community dev't department • Existence of womens' group in the municipality 	<ul style="list-style-type: none"> • MOW AC • NGOs into gender issues • NGOs with women specific support programmes 	<ul style="list-style-type: none"> • Lack of support for women's activities • Assembly's gender machinery not in place 	<ul style="list-style-type: none"> • Policies not gender specific
<i>Opportunities exist to support women's participation and involvement. Assembly will have to establish the gender machinery to advocate on gender issues</i>				
Low agricultural productivity in crop and livestock production	<ul style="list-style-type: none"> • MOFA in the municipality • Well qualified staff • Farmers to work 	<ul style="list-style-type: none"> • NGOs supporting alternative livelihood programmes 	<ul style="list-style-type: none"> • Inadequate funding • Loss of farms lands to estate developer 	<ul style="list-style-type: none"> • Limited support for crop and livestock production

	with	<ul style="list-style-type: none"> • Presence of veterinary doctor in the municipality 	<ul style="list-style-type: none"> • Logistics constraints 	
<i>There are enough potentials and opportunities to support increasing agricultural production. The constraints will be addressed to ensure success</i>				
Inadequate promotion of cooperative and farmer based organizations	<ul style="list-style-type: none"> • Cooperative dept. established • Various unregistered associations 	<ul style="list-style-type: none"> • Financial institution • Existing cooperatives • Some support from the assembly 	<ul style="list-style-type: none"> • Lack of logistics • Poor staffing • Inadequate funding 	<ul style="list-style-type: none"> • Central government unable to recruit
<i>The programme of cooperative's promotion will be pursued by taking advantage of the potentials and opportunities identified above</i>				
Inadequate infrastructure facilities in existing health sectors	<ul style="list-style-type: none"> • Available land • Available workforce 	<ul style="list-style-type: none"> • GHS to capture in future budget 	<ul style="list-style-type: none"> • Inadequate funds 	<ul style="list-style-type: none"> • Unwillingness of GHS to upgrade health centers
<i>With the available land and GHS support health centers will be provided with health facilities</i>				

Lwo maternal health indicators	Midwives in the facilities	Free maternal health service in all NHIS accredited facilities	Inadequate logistics	Misconception of labor by the community
<i>With the midwives and NHIS accredited facilities the challenge will be managed to increase maternal health indicators</i>				

SOURCE: MPCU 2018

Annex 2 POCC ANALYSIS

Table 27: Annex POCC Analysis

ISSUE TO BE ADDRESSED	POTENTIALS	OPPORTUNITIES	CONSTRAINT	CHALLENGE
Low TB case detection rate	Workforce available	NTP to support the treatment of the clients		Stigmatization of known TB clients
<i>Stigmatization will be managed through intensive education and also to increase TB detection rate</i>				
High incidence of malaria	Available health workers	Covered by NHIS Subsidized cost of ITNs	Inadequate supply of ITNs	Poor health seeking behaviour of the community
<i>Citizens will be educated to use the ITNs and also visit health facilities since malaria is covered under the NHIS</i>				

Inadequate health facilities	Some health staff available from the municipal health directorate	Ghana Health Service to support Donors to support	Inadequate financial resources of the Assembly	Limited number of health specialist to be transferred
<i>With the support of donors and GHS a District hospital can be constructed. Health workers will be willing to move to the municipality because of its location</i>				
Inadequate knowledge of disaster management	<ul style="list-style-type: none"> • NADMO in place • Strong collaboration with Fire service • Flood prone and swampy areas identified 	<ul style="list-style-type: none"> • DACF for disaster management • Poor staff motivation 	<ul style="list-style-type: none"> • Logistics constraint • Inadequate office equipment • Poor staff motivation 	<ul style="list-style-type: none"> • Inadequate support from the central government to address disaster issues • Climate related issues
<i>Enough potentials exist to support the implementation of increasing knowledge of disaster management and preventions</i>				

From the POCC analysis, it became evident that the Ga North Municipal Assembly has the potential and opportunities to support the implementation of programmes and projects in the medium term development plan, whilst constraints and challenges could also be addressed and managed through synchronization with MMDA’s development framework and dialogue with stakeholders.

2.4.2 Impact Analysis

The issues considered as priorities from the POCC Analysis were further subjected to impact analysis. This was to enable the planning team assess the impact of the issues in terms of the following:

- i. Significant linkage effect on meeting basic human needs/rights
- ii. Significant multiplier effect on economic efficiency
- iii. Impact on:
 - a. The different population groups (e.g. girls, aged, disabled);
 - b. Balanced development;
 - c. Natural resource utilisation;
 - d. Cultural acceptability;
 - e. Resilience and disaster risk reduction;
 - f. Climate change mitigation and adaptation;
 - g. Institutional reforms.
- iv. Opportunities for the promotion of cross-cutting issues such as
 - a. HIV and AIDS in terms of the target groups in the sector for targeted interventions e.g. elimination of stigmatization;
 - b. Gender equality with respect to practical and strategic needs and interests;
 - c. Nutrition.

The impact analysis was very objective and guided by evidence of records. In conducting the impact analysis, members of the MPCU were grouped into four. Each group scored the adopted issues by consensus among the members. A scoring system of 1 – 3 in terms of priority in an ascending order was used. Thus issues that were considered as having less impact were scored 1 whereas those considered to have a very high impact were scored 3 by the groups.

The scores of the four groups (labelled A, B, C and D) for each adopted issue were summed up to arrive at their total scores. The issues were then ranked based on their total scores. A consensus was reached by the MPCU to adopt issues that were ranked from 1st to 5th as the most prioritized in the municipality. The adopted development issues with their corresponding scores and ranks are presented in table 21 below:

Table 28: Impact analysis of development issues

S/N	ADOPTED ISSUES	SCORES				TOTAL SCORE	RANK
		A	B	C	D		
ECONOMIC DEVELOPMENT							
1	Limited access to credit by SMEs	2	2	3	3	10	3rd
2	Low application of technology especially among smallholder farmers leading to comparatively lower yields	2	2	2	3	9	4th
3	Inadequate revenue collection point. Limited local participation in economic development	2	3	1	2	8	5th
4	Low skills development	2	2	1	2	7	6th
5	Lack of youth interest in agriculture	2	1	1	2	6	7th
6	Lack of credit for agriculture	2	1	1	2	6	7th
7	Inactive zonal council structure	1	2	1	1	5	8th
8	Lack of database on revenue	1	2	1	1	5	8th
9	Inadequate agribusiness enterprise along the value chain	1	1	2	1	5	8th
10	Limited application of science and technology	1	1	2	1	5	8th
11	Inadequate access to land for agriculture production	1	1	2	1	5	8th
SOCIAL DEVELOPMENT							
1	Gaps in physical access to quality health care	3	3	3	3	12	1st
2	Increasing demand for household water supply	3	3	3	3	12	1st

3	Increasing morbidity, mortality and disability due to communicable, non-communicable and emerging diseases	3	3	2	3	11	2nd
4	Inadequate coverage of reproductive health and family planning services	3	2	3	3	11	2nd
5	Poor sanitation and waste management	3	3	3	2	11	2nd
6	Widespread pollution of surface water	3	2	3	2	10	3rd
7	Inadequate and limited coverage of social protection programmes for vulnerable groups	2	3	3	2	10	3rd
8	Lack of physical access to public and private structures for PWDs	2	3	2	3	10	3rd
9	Low levels of technical and vocational skills	2	2	3	3	10	3rd
10	Lack of entrepreneurial skills for self-employment	3	2	2	3	10	3rd
11	Inadequate of education on accessibility standards	2	3	2	2	9	4th
12	Inadequate sports infrastructure	2	2	3	2	9	4th
13	Lack of provision for sports and recreational needs in the development of communities	2	2	2	1	7	6th
14	Encroachment on designated sports and recreational lands	1	2	2	2	7	6th
15	High levels of unemployment and under-employment amongst the youth	2	2	1	1	6	7th
16	River bank encroachment	1	1	2	1	5	8th

17	Gender disparities in access to economic opportunities	2	1	1	1	5	8th
18	Weak social protection systems	1	1	2	1	5	8th
19	Inadequate infrastructure and services for the informal sector	1	1	1	2	5	8th
20	Lack of disability, child and aged friendly facilities	1	1	2	1	5	8th
21	Lack of gender equity in sports	1	1	1	2	5	8th
ENVIRONMENT, INFRASTRUCTURE AND HUMAN SETTLEMENT							
1	Lack of engineered landfill sites and waste water treatment plants	3	3	3	2	11	2nd
2	-Vulnerability and variability to climate change	2	3	2	3	10	3rd
3	Weak legal and policy frameworks for disaster prevention, preparedness and response	2	3	2	3	10	3rd
4	Poor quality and inadequate road transport network	2	3	3	2	10	3rd
5	Rapid deterioration of roads	3	3	2	2	10	3rd
6	Poor drainage system	2	2	3	2	9	4th
7	Limited investment in social programmes in zongos and inner cities	2	2	2	2	8	5th
8	Limited use of ICT as a tool to enhance the management and efficiency of businesses and provision of public services	2	1	1	1	5	8th

	GOVERNANCE, CORRUPTION AND PUBLIC ACCOUNTABILITY						
1	Ineffective sub-district structures	3	3	3	3	12	1st
2	Limited capacity and opportunities for revenue mobilization	3	3	2	3	11	2nd
3	Inadequate and delays in central government transfers	2	3	3	2	10	3rd
4	Inadequate and poor quality equipment and infrastructure	2	3	3	2	10	3rd
5	Poor appreciation of national culture	1	2	1	1	5	8th

2.4.3 Sustainable prioritized issues

As explained earlier, a consensus was reached between members to adopt issues that were ranked from 1st to 5th as the municipal's sustainable prioritized issues. These issues are presented in the table below together with their corresponding focus areas and policy objectives.

Table 29: Sustainable prioritized issues as categorized under themes and goals

DEVELOPMENT DIMENSION	FOCUS AREAS	POLICY OBJECTIVES	ADOPTED SUSTAINABLE PRIORITIZED ISSUES
ECONOMIC DEVELOPMENT	Strong and resilient economy	Ensure improved fiscal performance and sustainability	Inadequate control over expenditure management and budgetary controls
	Industrial Transformation	Pursue flagship industrial development initiatives	Limited local participation in economic development
	Private Sector Development	Support entrepreneurship and SME Development	Limited access to credit by SMEs
			Predominant informal economy
	Agricultural and Rural Development	Promote demand-driven approach to agricultural development	Inadequate marketing systems
			Inadequate lorry parks
		Ensure improved public investment	Inadequate development of and investing in processing and value addition
		Improve production efficiency and yield	Low application of technology especially among smallholder farmers leading to comparatively lower yields
		Promote agriculture as a viable business among the	Inadequate start-up capital for the

		youth	youth
	Tourism and Creative Arts development	Diversify and expand the tourism industry for economic development	Poor tourism infrastructure and Service
SOCIAL DEVELOPMENT	Education and Training	Enhance inclusive and equitable access to and participation in quality education at all levels	Poor quality of education at all levels
		Strengthen school management systems	Poor linkage between management processes and schools' operations
	Health and Health Services	Ensure affordable, equitable and easily accessible and Universal Health Coverage (UHC)	Gaps in physical access to quality health care
			Inadequate emergency services
			Poor quality of healthcare services
		Unmet health needs of women and girls	
Reduce, disability, morbidity and mortality	Increasing morbidity, mortality and disability due to communicable, non-communicable and emerging diseases		

		Ensure the reduction of new HIV and AIDS/STIs infections especially among the vulnerable group	High stigmatization and discrimination of HIV and AIDs
			Periodic shortages of HIV& AIDS commodities (ARV's, Test Kits, Condoms)
		Ensure food and nutrition security	Infant and adult malnutrition
			Increased incidence of diet-related non-communicable diseases
		Strengthen food and nutrition security governance	Inadequate social mobilisation, advocacy and communication on nutrition
	Water and Sanitation	Promote sustainable water resource development and management	Surface mining, desertification,
			Negative impact of climate variability and change
			Widespread pollution of surface water
		Improve access to safe and reliable water supply services for all	Increasing demand for household water supply
			Inadequate maintenance of facilities
Improve access to improved and reliable environmental		Inadequate waste collectors	
	Poor sanitation and waste		

	sanitation services	management
		weak implementation of sanitation plans
Child and Family Welfare	Ensure effective child protection and family welfare system	Weak enforcement of laws and rights of children
	Ensure the rights and entitlements of children	High incidence of children's rights violation Abuse and exploitation of children engaged in hazardous forms of labour
Gender Equality	Attain gender equality and equity in political, social and economic development systems and outcomes	Unfavourable socio-cultural environment for gender equality
Social Protection	Strengthen social protection especially for children, women, persons with disability and the elderly	Inadequate and limited coverage of social protection programmes for vulnerable groups
Disability and Development	Promote full participation of PWDs in social and economic development of the country	Negative perceptions and attitudes towards PWDs

	Ensure that PWDs enjoy all benefits of Ghanaian citizenship	Lack of physical access to public and private structures for PWDs Poor living conditions of PWDs
Employment and Decent Work	Promote the creation of decent jobs	Low levels of technical and vocational skills Lack of entrepreneurial skills for self-employment
Sports and Recreation	Enhance sports and recreational infrastructure	Inadequate infrastructure
Environmental pollution	Reduced Environmental pollution	Inadequate engineered landfill sites and waste water treatment plants
Climate Variability and Change	Enhance climate change resilience	Low economic capacity to adapt to climate change Vulnerability and variability to climate change
Disaster Management	Promote proactive planning for disaster prevention and mitigation	Weak legal and policy frameworks for disaster prevention, preparedness and response
Transport Infrastructure	Improve efficiency and effectiveness of road transport infrastructure and	Poor quality and inadequate road transport network Rapid deterioration of roads

		services	
		Ensure safety and security for all categories of road users	High incidence of road accidents
	Information Communication Technology	Enhance application of ICT in national development	inadequate quality ICT services
	Drainage and Flood Control	Address recurrent devastating floods	Poor drainage system
	Infrastructure Maintenance	Promote proper maintenance culture	inadequate maintenance of infrastructure
	Human Settlements and Housing	Promote sustainable, spatially integrated, balanced and orderly development of human settlements	Weak enforcement of planning and building regulations
			Inadequate spatial plans for regions and MMDAs
	Urban Development	Promote resilient urban development	Urban concentration at some portion of the city
	Zongos and Inner Cities Development	Improve quality of life in slums, zongos and inner cities	Limited investment in social programmes in zongos and inner cities
GOVERNANCE,	Local Government	Deepen political and	Ineffective sub-district structures

CORRUPTION PUBLIC ACCOUNTABILITY	AND	and Decentralization	administrative decentralization	Weak capacity of local governance practitioners
		Strengthen decentralization	fiscal	Limited capacity and opportunities for revenue mobilisation
				Inadequate and delays in central government transfers
			Improve popular participation at regional and district (municipal) levels	High cost involved in citizenry participation in planning and budgeting
	Human Security and Public Safety	Enhance Security Service delivery	Inadequate equipment and infrastructure	
		Enhance public safety	Inadequate community and citizen involvement in public safety	
	Attitudinal Change and Patriotism	Promote discipline in all aspects of life	Political and civic apathy	

CHAPTER THREE

DEVELOPMENT PROJECTIONS, ADOPTED GOALS, OBJECTIVES AND STRATEGIES

3.0 INTRODUCTION

In chapter two, the development issues were linked to four of the five goals of the National Medium Term Development Policy Framework (NMTDPF) 2018-2021 and prioritized. In this chapter, the development focus of the Ga North Municipal Assembly has been established and a clear Municipal goal consistent with the MTNDPF 2018-2021 has also been stated. The chapter also includes development projections for 2018-2021. Relevant policy objectives and strategies have also been adopted from the NMTDPF 2018-2021 to achieve the objectives of the Municipality and national goals.

3.1 Municipal Development Focus

To ensure that all citizens within the Municipality, irrespective of their socio-economic status or where they reside, have access to basic services such as quality health care, quality education, potable water, good roads, decent living (through employment), security from crime and violence and ability to participate in decisions that affect their lives.

The development focus of the Ga North Municipal Assembly based on analysis of the community needs and aspirations, Civil Society Organization, NGOs and development partners' vision to ensure that all inhabitants of the Municipal have the above stated basic services.

3.2 Municipal Development Goal

Achieve accelerated and sustainable growth and development, poverty reduction, promotion of gender equity, protection and empowerment of the vulnerable and excluded within a decentralized democratic environment.

3.3 Development Projections for 2018– 2021

Based on the population projections in chapter one and the community needs and aspirations, the following development projections are made in respect of Education, Health, Agriculture and Sanitation Infrastructure. The projections were done to ascertain the additional social, economic and infrastructural services that should be provided in the medium term in order to achieve Municipal and national development objectives.

3.3.1 Population

Table 30: Projected Population of Top 20 Communities

	2010	2018	2019	2020	2021
Locality	Total	Total	Total	Total	Total
ABEHENASE	1,236	1,730	1,804	1,881.00	1,962
ADUMAN (TEACHERKOPE)	235	329	343.11	358	373
AFIAMAN	1,953	2,733	2,850.00	2,973.00	3,100
AKRAMAMAN	590	826	861	898	937
AMAMOLE	2,961	4,143	4,321.00	4,506.00	4,699
AMANFROM	2,635	3,687	3,845.00	4,010.00	4,182
ASOFAA	2,927	4,096	4,272.00	4,455.00	4,646
AYAWASO	5,527	7,734	8,066.00	8,412.00	8,773
CHANTAN	15,187	21,252	22,164.00	23,115.00	24,106
EBENEZER	247	346	361	376	393
FAASE ABESE	50	70	73	76	79
FISE	4,569	6,394	6,668.00	6,954.00	7,253
NEW ACHIMOTA	9,455	13,231	13,799.00	14,391.00	15,008
NEW ACHIMOTA - MILE 7	6,713	9,394	9,797	10,217.00	10,656
ODUMASE PART	197	276	288	300	313
OFANKOR	23,418	32,770	35,219.00	36,730.00	38,305
POKUASE	14,223	19,903	20,757.00	21,647	22,576
TANTRA HILL	9,429	13,194	13,760.00	14,350.00	14,966
Total	101,552	142,105	149,248	155,649.00	162,327

Source MPCU, GNMA 2018

3.3.2 Education

Table 31: Basic School Classroom Projections – 2018-2021

LEVEL	PROJECTED POPULATION OF PUPIL (2021)	GES CLASSROOM REQUIREMENT	EXISTING CLASSROOMS 2017	CLASSROOM BLOCKS REQUIRED	GAP TO BE FILLED
KG		1:39			10
PRIMARY		1:37			30
JHS		1:37			18
TOTAL CLASSROOMS TO BE PROVIDED BY 2021					229

Source: MPCU, 2017 (Based on Planning Standards from GES)

The Municipality will need additional 229 Classroom blocks, which is equivalent of 17No. 2-unit classroom blocks at the KG level, 23No. 6-unit classroom block at the primary level and 23No. 3-unit to accommodate the growing school going age population with modern facilities, to accommodate its growing basic school going-age population within the plan period.

The focus of the Municipality will be on rehabilitation of the existing classroom blocks since they pose danger to the pupils.

3.3.3 Health

Table 32: Health Facilities Projections – 2018 – 2021

Projected Population by 2021	CHPS Compound			Health Centre			Maternity home			Policlinic			Municipal Hospital		
	EX	RQ	BL	EX	RQ	BL	EX	RQ	BL	EX	RQ	BL	EX	RQ	BL
162,327	2	8	6	2	2	2	2	8	6	1	-	-	1	-	-

KEY: EX= No. of Existing Facilities, RQ= Required No. of facilities based on the planning standards, BL= Backlog to be filled

Source: MCPU, 2018 (planning Standards from GHS)

The table above shows the projected Municipal population for the planning period (2018-2021). It indicates the existing health facilities and shows how many are needed based on the planning standards from GHS. The backlog or gaps to be filled within the planning period is also stated. Thus there are 2 functional CHPS compounds in the Municipal whereas 6 are needed based on the planning standards and Government Policy of one electoral area is to one CHPS Compound. The backlog or gap to be filled is therefore 4 or more.

This would also be addressed within the plan period. A CHPS would be needed at Afiaman based on the planning standards, would be constructed within the plan period from 2018- 2021. The size of the Municipality also requires 1No. Poly-clinic. However, none exists at the moment. It is the expectation that this would also be addressed by 2021 to improve health delivery service.

3.3.4 Agriculture

Average Production Levels of Major Crops/Animals-Agriculture

Table 33: Projected Average Production Levels of Major Crops/Animals-Agriculture

CROPS Yield X Area	2017	2018	2019	2020	2021
MAIZE (0.8mt X 35ha)	28 mt	29.400 mt	30.87 mt	32.4 mt	34.03 mt
CABBAGE (23mt X 50ha)	1840.00 mt	1932.00 mt	2088.60 mt	2130.03 mt	2236.538 mt
OKRO (2.6mt X 36ha)	93.6 mt	98.2 mt	103 mt	108 mt	114 mt
CASSAVA (7.0 X 40ha)	280 mt	294 mt	309 mt	324 mt	340 mt
MUSHROOM	0.2 mt	0.21 mt	0.22 mt	0.23 mt	0.25 mt
ANIMAL PRODUCTION					
BREEDS OF ANIMAL					
	2017	2018	2019	2020	2021
CATTLE	430	516	620	743.04	892
PIGS	14,000	4,800	5760	6912	8295
GOAT	6000	6300	6615	6945.75	7293
SHEEP	4500	4950	5445	5990	6589
DUCKS	1200	1560	2028	2636.4	3427.32
LOCAL FOWL	1050	1155	1270.5	1397.55	1537.3
BROILER	48,000	52,800	58,080	63,888	70,276.3
RABBIT	6000	7200	8,640	10,368	11,405
GRASSCUTTER	3000	3,150	3,307	3,472	3,646

Source: MoFA, GNMA, 2018

The crop projection shows the potential for the Municipality to increase its crop production and yield annually. To achieve this potential however, the current agricultural practices would have to be modernised. Instead of subsistence, small land holding cropping, there should be conscious efforts to adopt large-scale mechanised plantation agriculture with improved irrigation system.

Extension personnel should also assist farmers to implement modern farming methods as well as activity improved and high yield in varieties of crops. These measures together would ensure food security for the municipality. The spin offs of such investment are to increase employment and enhance the development of post-harvest management principles including agro-processing industries.

Within the period of the MTDP 2018-2021, the Municipal Assembly will embark on improving on the existing infrastructure. The Assembly will rehabilitate existing roads and construct additional length of roads to link all communities in order to facilitate easy transportation both within and outside the municipality.

In the area of sanitation, the Assembly is in search of land for the construction of an engineered land field site. Again, all households will be registered for collection of refuse. The Assembly is making frantic efforts to provide central waste containers, regular support on electoral sanitation exercises to help achieve the clean Ghana agenda.

CHAPTER FOUR

DEVELOPMENT PROGRAMMES AND SUB-PROGRAMMES

4.0 INTRODUCTION

This chapter gives a summary of the broad Municipal development programmes to be undertaken within the medium term plan period by the Ga North Municipal Assembly to leverage the implementation of the NMTDPF 2018-2021 in the Municipality. It also includes an indicative financial plan which explains how the Ga North Municipal Assembly plans to raise funds for the implementation of the composite programme of action.

4.1 Development Programmes and Sub-Programmes for 2018-2021

In relation to the thematic goals, focus areas, policy objectives, issues and strategies adopted in chapter three above, the MPCU of the Ga North Municipal Assembly has reviewed and formulated the various programmes and sub-programmes as indicated in table 27 below.

Table 34: Programmes and Sub- Programmes 2018-2021

ADOPTED POLICY OBJECTIVES	ADOPTED STRATEGIES	PROGRAMMES	SUB-PROGRAMMES
DEVELOPMENT DIMENSION: ECONOMIC DEVELOPMENT			
Ensure improved fiscal performance and sustainability	Strictly enforce the provisions of the Public Procurement Act, 2016 (Act (914), especially with regard to sole sourcing (SDG Targets 12.7, 16.6)	ECONOMIC DEVELOPMENT	Strong and resilient economy
	Extend and strengthen the GIFMIS system across all MDAs and MMDAs (SDG Targets 16.5, 16.6)		
Pursue flagship industrial development initiatives	Implement One district, One factory initiative (SDG Targets 9.2, 9.3, 9.4, 9.b, 9.c)		ECONOMIC DEVELOPMENT
	Implement strategic anchor industrial initiatives (SDG Targets 9.2, 9.3, 9.4, 9.b, 9.c)		
Support entrepreneurship	Create an entrepreneurial culture,	ECONOMIC DEVELOPMENT	

and SME Development	<p>especially among the youth (SDG Targets 4.4, 8.3, 8.6)</p> <p>Improve access to finance for informal economy operators and agricultural enterprises in rural areas, and strengthen consumer financial protection (SDG Targets 8.10, 9.3)</p>	Sector Development
Promote demand-driven approach to agricultural development	<p>Ensure implementation of the Ghana Commercial Agriculture Project (GCAP) to link both smallholder and commercial producers to industry (SDG Targets 2.3, 2.c)</p> <p>Develop market support services for selected horticulture, food and industrial crops to enhance production for export (SDG Target 2.3)</p>	
Ensure improved public investment	<p>Accelerate the provision of critical public infrastructure such as feeder roads, electricity and water (SDG Targets 2.a, 9.1)</p> <p>Introduce municipal Chambers of Agriculture, Commerce and Technology (DCACT) with the mandate to promote agribusiness through an enhanced interface between the private and public sectors at district level (SDG Target 16.6)</p> <p>Create municipal Agriculture Advisory Services (DAAS) to provide advice on productivity enhancing technologies (SDG Targets 2.3, 2.a, 16.6)</p>	Agricultural and Rural Development
Improve production efficiency and yield	<p>Reinvigorate extension services (SDG Target 2.a)</p> <p>Ensure effective implementation of the yield improvement programme (SDG Targets 2.1, 2.4)</p> <p>Intensify and increase access to mechanisation along the agriculture value chain (SDG Targets 2.3)</p>	
Promote agriculture as a viable business among	Support youth to go into agricultural enterprise along the	

the youth	value chain (SDG Targets 2.1, 2.3, 8.6)		
	Provide financial support for youth by linking them to financial institutions for the provision of start-up capital (SDG Target 8.3)		
	Provide adequate economic incentives to stimulate private sector investment in aquaculture development (SDG Target 14. b)		
Diversify and expand the tourism industry for economic development	Promote and enforce local tourism and develop available and potential sites to meet international standards (SDG Target 8.9)		Tourism and Creative Arts development
	Develop palace museums to preserve national culture and promote tourism in the communities (SDG Targets 8.9, 12.b)		
	Promote the establishment of tourism clubs in all educational institutions (SDG Target 12.b)		
GOAL 2: CREATE OPPORTUNITIES FOR ALL			
Enhance inclusive and equitable access to and participation in quality education at all levels	Expand infrastructure and facilities at all levels (SDG Target 4.a)	EDUCATION	Pre-Tertiary Education
Strengthen school management systems	Enhance quality of teaching and learning (SDG Targets 4.7, 4.c)		
	Ensure adequate supply of teaching and learning materials (SDG Target 4.c)		
Ensure affordable, equitable and easily accessible and Universal Health Coverage (UHC)	Accelerate implementation of Community-based Health Planning and Services (CHPS) policy to ensure equity in access to quality healthcare (SDG Targets 1.2, 1.3, 3.1, 3.2, 3.3, 3.8, 16.6)	HEALTH	Primary Healthcare Delivery
	Expand and equip health facilities (SDG Target 3.8)		
	Revamp emergency medical preparedness and response services (SDG Target 3.d)		
	Strengthen the Municipality and sub-district health systems as the		

	bedrock of the national primary healthcare strategy (SDG Targets 1.2, 1.3, 3.1, 3.2, 3.3, 3.4, 3.6, 3.7, 3.8, 16.6)		
	Ensure gender mainstreaming in the provision of healthcare services (SDG Targets 1.4, 5.c)		
Reduce disability, morbidity and mortality	Strengthen maternal, newborn care and adolescent services (SDG Targets 3.1, 3.2)		
	Intensify implementation of Malaria Control Programme (SDG Target 3.3)		
	Implement the non-communicable diseases (NCD) control strategy (SDG Targets 3.4, 3.b)		
	Intensify polio eradication efforts (SDG Target 3.2)		
Ensure the reduction of new HIV and AIDS/STIs infections especially among the vulnerable group	Intensify education to reduce stigmatisation (SDG Target 3.7)		HIV/AIDS
	Expand and intensify HIV Counselling and Testing (HTC) programmes (SDG Targets 3.3, 3.7)		
	Intensify efforts to eliminate mother-to-child transmission of HIV (MTCTHIV) (SDG Target 3.3)		
	Ensure access to antiretroviral therapy (SDG Target 3.8)		
Ensure food and nutrition security	Reduce infant and adult malnutrition (SDG Target 2.2)		Food and Nutrition
	Promote healthy diets and lifestyles (SDG Target 2.1)		
Strengthen food and nutrition security governance	Develop and disseminate a multi-stakeholder social mobilisation, advocacy and communication strategy on food and nutrition security (SDG Target)		
Improve population management	Improve maternal and adolescent reproductive health (SDG Targets 3.1, 3.7)	POPULATION MANAGEMENT	Family Planning and Reproductive Health Education
	Eliminate child marriage and teenage pregnancy (SDG Targets 3.7, 5.3)		
	Strengthen the integration of		

	family planning and nutrition education in adolescent reproductive healthcare (SDG Target 3.7)		
Improve access to safe and reliable water supply services for all	Provide mechanised boreholes and small-town water systems (SDG Target 6.1)		Potable Water Supply
	Build capacity for development and implementation of sustainable plans for all water facilities (SDG Targets 6.a, 17.9)		
Improve access to improved and reliable environmental sanitation services	Implement the Toilet for all and Water for All programmes under the IPEP initiative (SDG Targets 6.1, 6.2)		Waste Management and Environmental Sanitation
	Develop and implement strategies to end open defecation (SDG Target 6.2)		
	Promote National Total Sanitation Campaign (SDG Target 6.2)		
	Provide public education on solid waste management (SDG Target 12.8)		
	Monitor and evaluate implementation of sanitation plan (SDG Target 16.6)		
Ensure effective child protection and family welfare system	Increase awareness of child protection (SDG Targets 5.3, 16.2, 16.3)	GENDER, CHILDREN AND SOCIAL PROTECTION	Child and Family Welfare
Ensure the rights and entitlements of children	End harmful traditional practices such as female genital mutilation and early child marriage. (SDG Targets 5.3, 16.2, 16.3)		
	Increase access to education and educational materials for orphans, vulnerable children and children with special needs (SDG Targets 4.1, 4.2, 4.5, 4.a)		
	Eliminate the worst forms of child labour by enforcing laws on child labour and child protection (SDG Targets 5.3, 16.2, 16.3)		
Attain gender equality and equity in in political, social and economic development systems and outcomes	Introduce measures to promote change in socio-cultural norms and values inhibiting gender equality (SDG Targets 5.1, 5.2, 5.3, 10.2)		Gender Equality

Strengthen social protection especially for children, women, persons with disability and the elderly	Strengthen and effectively implement existing social protection intervention programmes and expand their coverage to include all vulnerable groups (SDG Targets 1.3, 5.4, 10.4)		Social Protection
Promote full participation of PWDs in social and economic development of the country	Ensure effective implementation of the 3% increase in District Assemblies Common Fund disbursements to PWDs (SDG Target 16.6)		Disability and Development
Ensure that PWDs enjoy all benefits of Ghanaian citizenship	Ensure the implementation of the Ghana Accessibility Standards to ensure access of PWDs to the built environment, goods, services and assistive devices (SDG Targets 10.2, 11.1)		
	Provide sustainable employment opportunities and decent living conditions for persons with disability (SDG Targets 4.4, 8.5, 8.8)		
Promote the creation of decent jobs	Develop and promote schemes that support skills training, internship and modern apprenticeship (SDG Targets 8.3, 8.6)	JOB CREATION AND YOUTH DEVELOPMENT	Employment and Decent Work
	Promote entrepreneurship and financial support for PWDs (SDG Target 8.3)		
	Build capacity of informal economy (SDG Target 8.3)		
Enhance sports and recreational infrastructure	Develop and maintain sports and recreational infrastructure (SDG Target 9.1)		Sports and Recreation
	Promote partnerships with private sector in development of sports and recreation infrastructure (SDG Target 17.17)		
GOAL 3: SAFEGUARD THE NATURAL ENVIRONMENT AND ENSURE A RESILIENT BUILT ENVIRONMENT			
Reduce Environmental Pollution	Promote science and technology in waste recycling and waste-to-energy technologies (SDG Targets 6.a, 7.1, 12.5)		Environmental Pollution
Enhance climate change resilience	Promote and document improved, climate-smart, indigenous	CLIMATE CHANGE	Climate Variability

	<p>agricultural knowledge (SDG Targets 2.4, 16.6)</p> <p>Develop climate-responsive infrastructure (SDG Target 9.1)</p> <p>Promote tree planting and green landscaping in communities (SDG Targets 11.7, 15.2)</p> <p>Promote urban forestry (SDG Target 11.7)</p>	AND DISASTER RISK REDUCTIO N	and Change
Promote proactive planning for disaster prevention and mitigation	<p>Educate public and private institutions on natural and man-made hazards and disaster risk reduction (SDG Targets 3.d, 13.3)</p> <p>Strengthen early warning and response mechanisms for disasters (SDG Targets 3.d, 13.3)</p> <p>Implement gender sensitivity in disaster management (SDG Targets 1.5, 5.5)</p>		Disaster Management
Improved efficiency and effectiveness of road transport infrastructure and services	<p>Expand and maintain the national road network (SDG Targets 9.1, 11.2)</p> <p>Provide bitumen surface for road networks in district capitals and areas of high agricultural production and tourism. (SDG Targets 7.3, 11.2)</p>	RESILIENT BUILT ENVIRONM ENT	Transport Infrastructure
Ensure safety and security for all categories of road users	Incorporate pedestrian safety facilities in planning, design, construction and maintenance of road infrastructure (SDG Targets 3.6, 9.1, 11.2)		
Enhance application of ICT in national development	<p>Improve the quality of ICT services, especially internet and telephony (SDG Target 9.c)</p> <p>Accelerate investment in development of ICT infrastructure (SDG Target 17.17)</p> <p>Implement energy use efficiency policy and programmes (SDG Targets 7.3, 7.a, 17.14)</p>		Information Communication Technology
Address recurrent devastating floods	<p>Intensify public education on indiscriminate disposal of waste (SDG Target 11.6)</p> <p>Prepare and implement adequate drainage plans for all MMDAs</p>		Drainage and Flood Control

	(SDG Targets 11.3, 11.b)		
Promote proper maintenance culture	Establish timely and effective preventive maintenance plan for all public infrastructure (SDG Target 9.a)		Infrastructure Maintenance
Promote sustainable, spatially integrated, balanced and orderly development of human settlements	Fully implement Land Use and Spatial Planning Act, 2016 (Act 925) (SDG Targets 16.6, 17.16)	GOVERNANCE	Human Settlements and Housing
	Strengthen the human and institutional capacities for effective land use planning and management nationwide (SDG Targets 16.6, 16.a)		
Promote resilient urban development	Prepare and implement structure plans for all grade 1, 2 and 3 settlements (SDG Targets 11.3, 11.a, 11.b)		Urban Development
Improve quality of life in slums, zongos and inner cities	Promote investment in social programmes, including education and training, supporting local businesses, and culture and arts in Zongos (SDG Targets 1.b, 10.b, 11.c, 17.17)		Zongos and Inner Cities Development
GOAL 4: MAINTAIN A STABLE, UNITED AND SAFE SOCIETY			
Deepen political and administrative decentralization	Strengthen sub-district structures (SDG Targets 16.6, 17.9)	GOVERNANCE	Local Government and Decentralization
	Strengthen local level capacity for participatory planning and budgeting (SDG Targets 16.6, 16.7)		
Strengthen fiscal decentralization	Enhance revenue mobilization capacity and capability of MMDAs (SDG Targets 16.6, 17.1)		
	Improve service delivery at MMDA level (SDG Targets 16.6, 16.a)		
Improve popular participation at regional and district levels	Promote effective stakeholder involvement in development planning process, local democracy and accountability (SDG Target 16.7)		
Enhance Security Service delivery	Transform security services into a world-class security institution with modern infrastructure, including accommodation, health and training infrastructure facilities (SDG Targets 16.6, 16.a)	Human Security and Public Safety	

Enhance public safety	Promote security awareness of the various communities through neighborhood watch schemes (SDG Targets 16.1, 16.7)		
	Intensify enforcement of fire auditing and inspection of public facilities (SDG Targets 16.6, 16.a)		
Promote discipline in all aspects of life	Strengthen advocacy to promote attitudinal change (SDG Target 17.15)		Attitudinal Change and Patriotism
	Promote culture and a good value system as ingredients and catalysts for economic growth (SDG Targets 4.7, 12.b)		

4.2 Development Programmes of Action Linked To the Programme Based Budgeting

The Development Programmes/Sub-Programmes of Action provides a broad idea of how the interventions are to be implemented during the plan period. The table provides information on sets of projects or activities to address the adopted issues, outcome/impact indicators, time frame, indicative budget and implementing agencies and the location. It also includes sources of funding projects and the implementing department or organization. Details of the Development Programmes/Sub-Programmes of Action 2018-2021 are given in Table:35.

PROGRAMME OF ACTION 2018 – 2021

Table 35: Programme of Action 2018 – 2021

S/n	Adopted Goal(s): Build a prosperous society															
	Adopted objectives	Adopted strategies	Programmes	Sub-programmes	Projects/activities	Outcome/impact indicators	Time frame 20--				Indicative budget			Implementing Agencies		
							18	19	20	21	GoG	IGF	Donor	Lead	Collab	
1	Enhance domestic trade	Develop modern markets and retail infrastructure in every district to enhance domestic trade		Private Sector Development	Construction of 1No. market shed and 14unit lockable stores at Ofankor Market	Market constructed	√	√	√	√	400,000.00	1,000,000.00		Works	GNMA	
2.	Enhance domestic trade	Develop modern markets and retail infrastructure in every district to enhance domestic trade			Construction of 1No. market shed and 14unit lockable stores and lorry station at Pokuase	Market constructed	√	√	√	√	2,000,000.00			Works	GNMA	
3	Support entrepreneurship and SME Development	Create an entrepreneurship culture especially among the youth			Support 5 businesses	5 business supported		√					1,000,000.00			GNMA
4.	Enhance sports and recreational infrastructure	Promote less recognized sporting activities			Sports and Recreation	Construction of Recreational park and 10unit washrooms at Pokuase	Recreational park constructed			√		800,000.00			Works	GNMA
5	Pursue flagship industrial development initiatives	Implement 'one district, one factory' initiative			Industrial transformation	Support Construction of Ino. Solar Panel Industry	Industry constructed		√	√		10,000	25,000.00		Works	GNMA
						Revamp of food processing industries at Pokuase	Food processing industries revamped		√			61,000.00			Works	GNMA
6	Strengthen fiscal decentralization	Improve service delivery at the MMDA level			Strong and resilient economy	Update database	% increase in IGF	√	√	√	√		8,000.00		Finance	GNMA
7						Revenue mobilisation drive	% increase in IGF	√	√	√	√		20,000.00		Finance	GNMA
8.			Valuation and revaluation of properties			% increase in IGF	√	√	√	√	14,000.00	10,000.00		Finance	GNMA	

9					Tax education	% increase in IGF	√	√	√	√	48,000.00			Finance	GNMA
10					Capacity building of staff	Staff trained on PFMA to reduce malfeasance	√	√	√	√		46,400.00		Finance	GNMA
11.					Purchase of 2no. vehicle for revenue collection	Revenue collectors trained			√		400,000.00			Finance	GNMA
12.	Pursue flagship agriculture Programme. of Plant For Food and Job Creation:	Promote a demand-driven approach to agricultural development		Agricultural and Rural Development	Sensitization and registration of farmers and Good Agricultural practices		√	√	√	√		122,000.00		Agric	GNMA
13.	Ensure improved public investment	Develop market support services for selected horticulture, food and industrial crops to enhance production for export			Organise Municipal Farmers Day	Municipal Farmers Day held	√	√	√	√		220,000.00		Dept of Agric	GNMA
14.	Ensure improved public investment	Improve the effectiveness of Research-Extension –farmer Liaison Committees			Organise Research Extension Linkage Committee Planning Session	One(1) RELC session organized		√	√	√			6,000.00	Dept of Agric	GNMA
15.	Ensure improved public investment	Ensure effective implementation of yield improvement programme			Support FBOs and Non-Farm Based Livelihood groups to establish enterprise	Eight(8) livelihood groups supported to establish enterprise		√	√	√		150,000.00		Dept of Agric	GNMA
16	Ensure improved public investment	Ensure effective implementation of yield improvement programme			Supply Non Farmer Based Groups with improved Poultry birds			√	√	√		24,000.00		Dept of Agric	GNMA
17.	Ensure improved public investment	Design and implement special programmes to build the capacity of the youth in agricultural operations			Build the capacity of staff and Vegetable farmers on Good Agricultural Practices(GAP)	Two(2) IPM/Four(4) workshop(4) field day organised		√	√	√			15,000.00	Dept of Agric	GNMA

18.	Improve Production efficiency and yield	Ensure effective implementation of yield improvement programme			Organize Demonstration on preparation of Multi Nutrition Block Feed (MNFB) to livestock Farmers.	One(1) training & (1) field day organised		√	√	√			7,500.00	Dept of Agric	GNMA
19.	Improve Production efficiency and yield	Ensure effective implementation of yield improvement programme			Establish Zero grazing demonstration farm			√	√	√			9,000.00	Dept of Agric	GNMA
20.	Promote livestock and poultry development for food security and income generation	Intensify disease control and surveillance especially for zoonotic an scheduled disease			Organise rabies vaccination for dogs ,Cats, Monkey and Petite Ruminant (PPR) Disease vaccination	One(1) anti-rabies campaign organised and 4000 sheep and goats vaccinated against PPR disease		√	√	√		4,500.00		Dept of Agric	GNMA
21.	Promote livestock and poultry development for food security and income generation	Intensify disease control and surveillance especially for zoonotic an scheduled disease			Conduct quarterly surveillance and biosecurity on livestock pest and diseases	Quarterly Surveillance and biosecurity conducted on livestock and poultry houses		√	√	√		6,000.00		Dept of Agric	GNMA
22.	Improve Production efficiency and yield	Ensure effective implementation of yield improvement programme			Organise workshop for rabbits farmers	(3) Training for 20 rabbit farmers. Organised.	√	√	√	√			12,000.00		GNMA
23.	Ensure improved public investment	Design and implement special programmes to build the capacity of the youth in agricultural operations			Build capacity of staff on Monitoring and Evaluation and Management Information Systems	Capacity of staff built on monitoring and Information(M&E) and (MIS)		√	√	√		27,600.00		Dept of Agric	GNMA
24.	Ensure improved public investment	Develop market support services for selected horticulture, food and industrial crops to enhance production for export			Build the of Agro processors and horticultural farmers on access to market	Twenty (20)Agro processors and horticultural farmers capacity built on market systems and access		√	√	√	4,500.00		6,000.00	Dept of Agric	GNMA
25.	Ensure improved public investment	Design and implement special programmes to build the capacity of the youth in agricultural			Build capacity of livelihood groups and staff on entrepreneurship and Financial skills	Eight (8) staff and twenty (20) livelihood group leaders built on entrepreneurship and financial Mgt	√	√	√	√	14,000.00			Dept of Agric	GNMA

		operations																
26.	Ensure improved public investment	Design and implement special programmes to build the capacity of the youth in agricultural operations			Build capacity of staff and FBO Leaders on Logic Frame Work(LFW)	Capacity of Eight (8)staff and twenty(20) group Leaders built on development of logic Frame Work		√	√	√					15,000.00		Dept of Agric	GNMA
27.	Ensure improved public investment	Design and implement special programmes to build the capacity of the youth in agricultural operations			Carry out home and Farm visits to reach actor in the Agric Sector	114 Home and Farm visits carried out per Agric Extension officer		√	√	√	10,400.00			6,000.00		Dept of Agric	GNMA	
28.	Promote demand- driven approach agricultural development	Facilitate capacity building in negotiations, standards, regulations and skills development in contracting for actors along the value chain			Organize monitoring and supervision on projects , programs and staff and Organise Coordinating 35.meeting for staff and Technical team	24 Monitoring visits&40 supervising visits carried out by MDA and 80 visits by DDO		√	√	√	9,000.00			6,200.00		Dept of Agric	GNMA	
29	Promote demand- driven approach agricultural development	Facilitate capacity building in negotiations, standards, regulations and skills development in contracting for actors along the value chain			Organise Coordinating meeting for staff and Technical team	Four(4) quarterly & annual Mgt. Meetings, Twelve (12) Performance & Technical review meetings & Bia annual performance review organised	√	√	√	√				20,000.00		Dept of Agric	GNMA	
	SUB-TOTAL										4,400,900.00	2,065,000.00	1,102,700.00					
Goal 2: Create Opportunity for all																		
	Adopted objectives	Adopted strategies	Programmes	Sub-programmes	Projects/ activities	Outcome/impact indicators	Time frame 2018-2021				Indicative budget			Implementing Agencies				
							18	19	20	21	GoG	IGF	Donor	Lead	Collab.			
30	Ensure effective child protection and family welfare system	Increase awareness on child protection	SOCIAL DEVELOPMENT	Child and Family Welfare	Sensitization and awareness creation	Members should be well informed on our programmes	√					2,000.00			DSW CD	GNMA		
31.	Ensure that PWDs enjoy all benefits of Ghanaian citizenship	Provide sustainable employment opportunities and decent living		Disability and Development	Create a comprehensive database on people living with Disability	Fair and equitable social support for them	√	√	√	√		6,000.00			DSW CD	GNMA		

		conditions for persons with disability			(PWDs)												
32.	Enhance inclusive and equitable access to, and participation in quality education at all levels	Ensure inclusive education for all boys and girls with special needs			Identify and properly register day-care centres	Secure a minimum standard of ECDC Through regular inspection	√	√					6,000.00			DSW CD	GNMA
33.	Enhance inclusive and equitable access to, and participation in quality education at all levels	Rationalize and improve monitoring processes under the GSFP			Monitoring and evaluation for 3 quarters	Works effectively monitored		√				2,770.00				DSW CD	GNMA
34.	Enhance inclusive and equitable access to, and participation in quality education at all levels	Ensure inclusive education for all boys and girls with special needs			Monitor day-care centres quarterly	For proper supervision and monitoring	√	√					3,200.00			DSW CD	GNMA
35	Attain gender equality and equity in political, social and economic development systems and outcomes	Introduce measures to promote change in the socio-cultural norms and values inhibiting gender equality			Organize home visits to educate Them on prevailing issues	Household visited	√	√	√				9,000.00			DSW CD	GNMA
36.	Ensure effective child protection and family welfare system	Increase awareness on child protection		Child and Family Welfare	Advocacy on child protection and family welfare	Children and family become more aware of their rights and report any abuse to the appropriate agencies		√	√			4,000.00				DSW CD	GNMA
37.	Ensure effective child protection and family welfare system	Strengthen capacity of government institutions and CSOs for implementing and advocating child protection and family welfare policies and			Register and create a database on NGOS	Effective processing and registration of their activities. Generate revenue for the Assembly	√	√	√			6,000.00		3,000.00		DSW CD	GNMA

		programmes													
38.	Ensure the reduction of new HIV/AIDs and STIs infections	Expend and intensify HIV counselling and Testing(HTC) programmes	HIV	Commemoration and celebration of World Aids Day (1 st December)	Create awareness	√					4,000.00		DSW /CD	GNMA	
39.	Promote economic empowerment of women	Encourage women artisans and other tradesmen including farmers to form associations for easy access to information and other forms of support		Educate group members on Government and Assembly's policies/ mass Education	To be well informed on existing policies	√	√				8,000.00		DSW CD	GNMA	
40.			Gender Equality	Profiling and formation of women's group	To target the right potential beneficiaries in the very deprived communities	√	√	√		12,000.00		10,000.00	DSW CD	GNMA	
41.	Ensure the rights and entitlements of children	Eliminate the worst forms of child labour by enforcing laws on child labour		Train 200 & 300 women in IGA	To become economically self-reliant	√					8,000.00		DSW CD	GNMA	
42.	Promote economic empowerment of women	Improve access to education, health and skills training in income generating activities for vulnerable persons	Child and Family Welfare	Sensitize 20 communities on Child and Family Welfare Policies	To report issues to the appropriate Agencies.		√	√		10,000.00				GNMA	
43.	Ensure that PWDs enjoy all benefits of Ghanaian citizenship	Provide sustainable employment opportunities and decent living conditions for persons with disability	Gender Equality	Commemoration of Int. women's day	Women empowered		√	√	√				13,350.00	DSW CD	GNMA
44.	Ensure that PWDs enjoy all benefits of Ghanaian citizenship		Employment and Decent Work	Train 30 to 40 physically challenged persons	Acquire entrepreneurial and financial management skills for business		√		√	5,000.00		8,000.00	DSW CD	GNMA	
45.	Ensure that PWDs enjoy all benefits of Ghanaian citizenship		Disability and Development	Support to disability groups	Groups will be well supported		√	√	√	29,000.00		14,500	DSW CD	GNMA	

46.	Strengthen social protection, especially for children, women, persons with disability and elderly			Disability and Development	Organise distribution forum to present items to beneficiaries (PWDs)	Enter into business to improve economic life		√	√	√	12,000.00			DSW CD	GNMA
47.	Ensure that PWDs enjoy all benefits of Ghanaian citizenship	Provide sustainable employment opportunities and decent living conditions for persons with disability		Social Protection	Coordinate activities and programmes of the LEAP program Quarterly	Beneficiaries life will be improved			√	√		7,000.00		DSW CD	GNMA
48.	Promote full participation of PWDs in social and economic	Ensure effective implementation of the 3 percent increase in DACF		Disability and Development	Organise quarterly disability meetings (DFMC) and Support to disability groups	Meeting successfully organised	√		√		16,000.00		6,000.00	CDD	GNMA
49.	Promote economic empowerment of women	Encourage women artisans and other tradesmen including farmers to form associations for easy access to information and other forms of support		Gender Equality	Adult Education and Train women in income Generating Activity	To become economically self – reliant			√	√		8,000.00		CDD	GNMA
50.	Ensure the rights and entitlements of children	Eliminate the worst forms of child labour by enforcing laws on child labour			Organize Mass meeting in the communities and form 30 groups	Sensitize community members on topical and prevailing issues			√	√	9,000.00			CDD	GNMA
51	Strengthen social protection especially for children, women, persons with disability and the elderly	Strengthen and effectively implement existing social protection intervention programmes and expand their coverage to include all vulnerable groups		Child and Family Welfare	Disseminate the child and family welfare and justice for child policies among stakeholders and Carry out community engagement using the child protection tool kits	To report issues to the appropriate agencies			√		8,000.00			DSW CD	GNMA
52.	Enhance the inclusive and equitable access to, and	Accelerate the implementation of policy on 60:40 admission		Education& Training	Supervise and monitor the implementation of the school feeding	To ensure compliance in school feed standards	√	√	√	√	10,868.00			HRM D	GNMA

	participation in quality education at all levels				program.										
53.	Strengthen school management systems	Enhance quality of teaching and learning			Organize INSET for Teachers Professional development	Improve the effectiveness of Teacher Preparation, upgrading and development	√	√	√	√		26,083.2	MP.C.F	D/D Super vision	GNMA
54.	Strengthen school management systems	Enhance quality of teaching and learning			Train Statistics Officers in information Management	2 workshops	√	√	√	√	27,971.12				GNMA
55.	Strengthen school management systems	Enhance quality of teaching and learning			Conduct Mngt training workshop for Headteachers on the use of capitation grants	134 heads of schools	√	√	√	√	24,960.00			SHE P Coordinator	GNMA
56.	Strengthen school management systems	Enhance quality of teaching and learning			Organize workshop for headteachers and caterers to minize administrative cost of school feeding programme	40 headteachers and 40 caterers would be trained on administrative cost of school feeding programme	√	√	√	√	80,000.00			SHE P Coordinator	GNMA
57.	Ensure food and nutrition security	Reduce infant and adult malnutrition			A seminar to sensitize SMC's, PTA's and Circuit Supervisors to monitor activities of the GSFP	40 participants would be sensitized to monitor activities of the GSFP	√	√	√	√	8,120.00			SHE P Coordinator	GNMA
58.	Strengthen school management systems	Ensure adequate supply of teaching and learning materials			Organize a workshop for caterers on the hygienic preparation of nutritious food	40 caterers would be sensitized on the hygienic preparation of nutritious food	√	√	√	√	13,860.00			Finance / Administration	GNMA
59.	Strengthen school management systems	Enhance quality of teaching and learning			Provide teaching and learning materials for all schs	teaching and learning materials provided for 10 schs	√	√	√	√	14,608.00			Director of Education	GNMA
60.	Strengthen school management systems	Enhance quality of teaching and learning			12 teachers from deprived areas received incentive packages	6 teachers from deprived areas received incentive packages	√	√	√	√	54,400.00			Director of Education	GNMA
61.	Enhance	Re-structure			Implement Best	Implement Best	√	√	√	√		19,261.0		SHS	GNMA

	inclusive and equitable access to, and participation in quality education at all levels	content of educational system to emphasize character building, value nurturing and patriotism and critical thinking			Teacher Award Scheme	Teacher Award Scheme (12Teachers)						0			Coor dinat or	
62.	Enhance inclusive and equitable access to, and participation in quality education at all levels	Ensure the learning of Ghanaian language at the pre-tertiary levels			Organize Independence Day celebration	15 schs selected from both public and private basic and senior high schs	√	√	√	√		17,814.4			Cultu re Coor dinat or	GNMA
63.	Enhance inclusive and equitable access to, and participation in quality education at all levels	Accelerate the implementation of policy on 60:40 admission			Organize cultural festivals at all levels	3 schs represent the municipal for MMDs competitions	√	√	√	√	96,888.00				Guid ance & Coun sellin g Coor dinat or	GNMA
64.	Strengthen school management systems	Ensure adequate supply of teaching and learning materials			Organize STME Clinics and Science Fair Annually and Organize SPAM using SEA results	Promotion of Science, Mathematics and Science Technology.	√	√	√	√	40,753.00				Scien ce Coor dinat or	GNMA
65.	Reduce, disability, morbidity and mortality	Implement the Non-Communicable Diseases (NCDs) control strategy			Conduct 4 mock exams for all public JHS pupils	4 mocks conducted	√	√	√	√	100,000.00					
66.	Improve population management	Improve maternal and adolescent reproductive health			Organize deworming exercise for all basic schools	All basic schools pupils	√	√	√	√	11,880.00				SHS Coor dinat or	GNMA
67.	Strengthen school management systems	Enhance quality of teaching and learning			Organize sensitization workshop for girls	The Disadvantage in society prioritized	√	√	√	√		42,720.00			EMIS	GNMA
68.	Ensure affordable, equitable and easily accessible and Universal	Revamp emergency medical preparedness and response services			Promote sustainable and efficient management of education service delivery	Conduct Annual School Census for 170 schools	√	√	√	√		24,000.00			GHS	GNMA

	Health Coverage (UHC)																
69	Ensure affordable equitable, easily accessible and Universal Health coverage(UHC)	Expand and equip health facilities	Primary Healthcare Delivery	Quarterly meeting of PHEMT and Rapid Response Team	No. of Meetings	√	√	√	√	48,000.00			GHS	GNMA			
70.	Ensure the reduction of new HIV and AIDS/STIs infections especially among the vulnerable group	Intensify efforts to eliminate mother to child transmission of HIV (MTCTHIV)		Organize quarterly CHC meetings	No. of Meetings	√	√	√	√			10,000.00		GHS	GNMA		
71	Strengthen healthcare management system	Strengthen coverage and quality of health care data in both public and private sectors		Organize half yearly active case search for TB/NTD	No. of active case searches conducted	√	√	√	√		24,000.00			GHS	GNMA		
72.	Ensure food and nutrition security	Reduce infant and adult malnutrition		Organize Performance Review meetings	No. of Reviews organized	√	√	√	√			12,000.00		GHS	GNMA		
72.	Improve population management	Strengthen the integration of family planning and nutrition education into adolescent reproductive healthcare		On-site coaching of 40 midwives on 'Helping Babies Breathe'	No. of Midwives coached	√	√	√	√			12,000.00		GHS	GNMA		
73	Strengthen healthcare management system	Strengthen coverage and quality of health care data in both public and private sectors	Family Planning and Reproductive Health Education	Train 10 CHOs in Adolescent Health	No. of CHOs trained in Adolescent Health	√	√	√	√	67,200.00			GHS	GNMA			
74	Enhance efficiency in governance and management of the health system	Strengthen capacity for monitoring and evaluation in health sector		Organize quarterly durbars on RCH in 3 communities	No. of durbars organized	√	√	√	√	40,000.00				GHS	GNMA		
75	Reduce morbidity and mortality and disability	Strengthen maternal and new born care adolescence	Population Management	Organize Half yearly 'Family Day'	No. of Family Day Meetings organized	√	√	√	√		12,000.00		GHS	MOFA			

		services													
76.	Ensure food and nutrition security	Reduce infant and adult malnutrition	Food and Nutrition	Organize food demonstration in 10 communities in Ga North Municipality.	No. of food demonstrations organized	√	√	√	√			16,000.00	GHS	MOFA	
77.				Organize yearly food bazaar	Food bazaar organized	√	√	√	√			32,000.00	GHS		
78.	Ensure the reduction of new HIV and AIDS/STIs infections especially among the vulnerable group	Intensify education to reduce stigmatization	HIV/AIDS	Organize half yearly outdoor HIV counselling and testing programmes		√	√	√	√			26,000.00	GHS		
79.		Expand and intensify HIV Counselling and Testing (HCT) programmes			Counsel and test for HIV in all pregnant women		√	√	√	√	12,000.00	8,000.00		MEHO	MOH, RD
80.	Reduce environmental pollution	Promote cleaner production and consumption technology and practices	WATER AND SANITATION	Mass screening and certification of food vendors	Food vendors screened and certificated	√			√	8,000.00	4,000.00		MEHO	Traditional Authority, Assembly members	
81.	Improved access to improved and reliable environmental sanitation services	Enhance implementation on the polluter pays Principle in waste management			Data collection on sanitary sites	Data on sanitary sites collected	√	√			8,000.00	4,000.00		MEHO	Traditional Authorities and Assembly members
82.	Reduce environmental pollution	Enhance implementation of the polluter pays principle in waste management			Identification of sites for placement of refuse containers	Central container sites identified	√			√	12,000.00	8,000.00		MEHO	
83.	Reduce environmental pollution	Intensify enforcement of regulations on noise and air pollution including open burning			Inspection of Schools and hospitals	Schools and hospitals inspected	√	√			50,000.00	20,000.00		MEHO	GNMA
84.	Reduce environmental pollution	Enhance implementation of the polluter pays principle in waste management			Purchasing of sanitary tools, equipment and chemicals	Sanitary tools, equipment and chemical purchased	√			√	35,000.00	15,000.00		MEHO	JSG, GPS, Assembly members
85.	Improved	Enhance			Awareness	Awareness created	√	√	√	√	100,000	60,000.0		MEH	Assembly

	access to improved and reliable environmental sanitation services	implementation on the polluter pays Principle in waste management			creation and prosecution of sanitary offenders	and sanitary offenders prosecuted					.00	0		O	members
86.	Improved access to improved and reliable environmental sanitation services	Enhance implementation on the polluter pays Principle in waste management			Organise Health talk and clean up exercises	Health talk/education given and clean up exercises		√	√	√	30,000.00	15,000.00		MEH O	GPS, Traditional Authority, Assembly men
87	Improved access to improved and reliable environmental sanitation services	Enhance implementation on the polluter pays Principle in waste management			Sanitary Burial of pauper	Identified pauper Sanitarily buried		√			25,000.00	10,000.00		MEH O	GPS, JSG
88.	Reduce environmental pollution	Intensify enforcement of regulations on noise and air pollution including open burning			Capacity building of staff (prosecution)	Staff capacity on prosecution built		√	√		18,000	12,000.00		MEH O	Assembly members
89	Reduce environmental pollution	Improve liquid and solid waste management			Fumigation of Sanitary sites	Sanitary sites fumigated		√	√	√	80,000.00	40,000.00		MEH O	Assembly members, GPS, JSG, ISD
90.	Reduce environmental pollution	Intensify enforcement of regulations on noise and air pollution including open burning			Noise nuisance control and stray animal arrest and impoundment	Acceptable sound level									
91.	Reduce environmental pollution	Enhance implementation on the polluter pays Principle in waste management			Hygiene education In Schools (School Health programme)	Schools sensitized on personal hygiene			√		15,000.00	10,000.00		MEH O	GES
	SUB-TOTAL										1,429,150.00	526,194.02	198,850.00		
Thematic area															
Adopted MDAs Goal(1): safeguard the natural environment and ensure resilient built environment															
Adopted objectives	Adopted strategies	Programmes	Sub-programmes	Projects/activities	Outcome/impact indicators	Time frame 2018-2021				Indicative budget			Implementing Agencies		
						18	19	20	21	GoG	IGF	Donor	Lead	Collab.	
92.	Improve decentralised planning	Strengthen local capacity for spatial planning	ENVIRONMENT,	Human Settlements and	Meeting and Field Visit by Technical Sub- Committee.	60 Meetings and Field visit Organized	√	√	√	√		9,756.00		PPD	Works, EPA, Lands

			INFRASTRUCTURE AND HUMAN SETTLEMENTS	Housing											Commission, Hydrological, Fire service, Urban Roads
93.					Monitoring and Evaluation of field visits.			√	√			20,000.00		PPD	Works Dept
94.		Prepare structural plans for all grade 1,2 & 3 settlements			Preparation of Planning Schemes	5 New Schemes prepared and 5 existing ones revised	√	√	√	√		30,000.00		PPD	Lands commission
95					Preparation of Assembly Land Documents.	Assembly's land documents prepared and registered		√	√	√		20,000.00		PPD	Lands Commission
96.		Fully implement Land Use and Spatial Planning Act, 2016 (Act 925)			Meetings of the Spatial Planning Committee	32 Meetings Organized	√	√	√	√	10,000.00	15,000.00		PPD	Works, EPA, Lands Commission, Hydrological, Fire service, Urban Roads
97.	Promote sustainable, spatially integrated, balanced and orderly development of human settlements	Strengthen local capacity for spatial planning			Undertaking groundtruthing exercise	Properly demarcated electoral areas, identification of parcels, roads, streets	√	√	√	√	68,000.00			PPD	PPD Regional office
98.					Mounting of at least 1000 street poles within the Municipality	1000 street poles mounted		√	√		40,000.00			PPD	Consultant
99.					Re-instatement and Landscaping of schools, CHPs etc	landscaping of schools, CHPs etc	√	√	√	√	140,000.00			Parks and Gardens	PPD, Works dept
100.	Improve efficiency and effectiveness of road transport infrastructure and services	Develop a more rigorous public transport system to help alleviate congestion in urban areas			Transport Infrastructure (Road, Rail,	Undertake 24km Grading and Patching works within Afiaman Tantra, Ofankor,Pokuase, Fise and Asofan	24km	√	√		200,000.00			Urban Roads	GNMA

				Water And Air)	Electoral Area															
101.					Undertake 10km Grading and Patching works within Tantra Electoral Area	10.00km			√	√		1,000,000.00				Urban Roads				GNMA
102.					Undertake 22km Grading and Patching works within Pokuase Electoral Area	22.00km			√			176,000.00				Urban Roads				GNMA
103.					Undertake 16km Grading and Patching works within Afiaman, Asofan, Fise and Ofankor Electoral Area	16.00km	√		√	√		900,000.00				Urban Roads				GNMA
104.					Undertake 14km Grading and Patching works within Tantra, Nii Akraman and Afiaman Electoral Area	14.00km	√		√	√		122,000.00				Urban Roads				GNMA
105.					Undertake 18km Grading and Patching works within Nii Ankraman and Fise Electoral Area	18.00km	√		√			144,000.00				Urban Roads				GNMA
106.					Undertake 20km Grading and Patching works within Ofankor, Pokuase Asofan and Fise Electoral Area	20.00	√	√	√	√		480,000.00				Urban Roads				GNMA
107.					Undertake 18km Grading and Patching works within Nii Ankraman, and Pokuase, Electoral Area	18.00km	√					120,000.00				Urban Roads				GNMA
108.					Undertake 6km Grading and Patching works within Trobu Electoral Area	6.00km	√	√				880,000.00				Urban Roads				GNMA
109.				Drainage	Undertake 800m3	8800m3	√	√				920,000				Urban				GNMA

				and Flood Control	Desilting works at Muus Area Earth Drains, South Ofankor, Confidence Area Earth Drains, South Ofankor, Veterinary Earth Drain, South Ofankor						.00			Roads	
110.					Undertake 1,000m3 Desilting works at Muus Area Earth Drains, South Ofankor	1,000m3	√				100,000.00			Urban Roads	GNMA
111.					Undertake 400m3 Desilting works at Confidence Area Earth Drains, Veterinary Earth Drain, and South Ofankor	400m3		√	√	√	720,000.00			Urban Roads	GNMA
112					Undertake 500m3 Desilting works at Muuse Area Earth Drains, Veterinary, South Ofankor	0.50km			√	√	140,000.00			Urban Roads	GNMA
113.					Undertake 1,000m3 Desilting works at Veterinary, South Ofankor	1.00km		√			140,000.00			Urban Roads	GNMA
114.					Undertake 1.0km Cleaning of Open Drains at Yellow House Road, south Ofankor, Pokuase Main Road, Golden Door Area, Ofankor Veterinary area, south Ofankor, Pokuase – ACP Road, I.C.G.C Area, south Ofankor, New Achimota, Tantra Hills.	1.0km	√	√	√	√	800,000.00			Urban Roads	GNMA
115.				Transport Infrastru	Undertake 1,400m³ of premix patching in Trobu electoral area	14.0km		√	√	√	504,000.00			D.U.R, Greater Accra	GNMA

116.			cture (Road, Rail, Water And Air)	Undertake 800m ³ of premix patching in Tantra electoral area	8.0km		√		√	144,000.00			D.U.R, Greater Accra	GNMA	
117				Undertake 600m ³ of premix patching in Nii Akraman, Ofankor, Asofan, and Pokuase electoral area	6.0km		√	√	√	432,000.00			D.U.R, Greater Accra	GNMA	
118.				Undertake 400m ³ of premix patching in Fise, Afiaman area	4.0km		√	√	√	216,000.00			D.U.R, Greater Accra	GNMA	
119.	Address recurrent devastating floods	Prepare and implement adequate drainage plans for all MMDAs		Construction of Retaining Walls To Christ Home Avenue Culvert, New Achimota	1.00km			√	√	680,000.00			Urban Roads Dept	GNMA	
120.				Construction of Double 1.2m Pipe Culvert at Fise, Tantra Hills and Pokuase	1.00km		√	√	√	192,900.00			Urban Roads Dept	GNMA	
121.	Improve efficiency and effectiveness of road transport infrastructure and services			Develop a more rigorous public transport system to help alleviate congestion in urban areas	Construction of Pedestrian Footbride at New Achimota	1.00km		√			98,000.00			Urban Roads Dept	GNMA
122.	Address recurrent devastating floods				Construction of Box Culverts at Tantra Hills	2.00km				√	240,000.00			Urban Roads Dept	GNMA
123.	Improve efficiency and effectiveness of road transport infrastructure and services				Undertake 2km Minor Rehabilitation and Upgrading works at Ofankor Market Roads to Amelia	2.00km	√	√	√		6,089,164.60			D.U.R, Greater Accra	GNMA
124.	Improve efficiency and effectiveness of road transport infrastructure and services				Rehabilitation of Mensah Addo to Omanjor Trotro station	1.80km	√	√	√		9,000,000.00			D.U.R	GNMA
125.	Improve efficiency and effectiveness of road transport				Rehabilitation of Cemetery Road, Ofankor	1.50km	√	√	√		2,000,000			D.U.R	GNMA

	infrastructure and services																		
126.	Improve efficiency and effectiveness of road transport infrastructure and services			Rehabilitation of Blema Ayawaso and Fanmilk – Amamorley Road	6.60km	√	√	√		2,000,000.00							D.U.R	GNMA	
127.	Improve efficiency and effectiveness of road transport infrastructure and services			Rehabilitation of Rocky’s Night Market and Acacia Loop – Golden Door Road	3.80km	√		√		6,056,961.20							D.U.R	GNMA	
128.	Improve efficiency and effectiveness of road transport infrastructure and services			Rehabilitation of Abensu-Afiaman Taxi Rank Road	1.20km		√	√		4,698,189.88							D.U.R	GNMA	
129.	Improve efficiency and effectiveness of road transport infrastructure and services			Rehabilitation of Sound Foundation-Israel Junction, Sound Foundation Blue Gate and Yeboah Street, Nii Akraman 163(4.01km)	4.01km		√	√		9,143,384.64							D.U.R	GNMA	
130.	Improve efficiency and effectiveness of road transport infrastructure and services			Rehabilitation of Ofankor Hospital Link Roads Asofan to Seven Days Road (3.32km)	3.32		√	√		8,881,556.57							D.U.R, Greater Accra	GNMA	
131.	Improve efficiency and effectiveness of road transport infrastructure and services			Partial Reconstruction of Yellow House Road and Links	2.47km		√	√		6,995,151.28							D.U.R, Greater Accra	GNMA	
132.	Improve efficiency and effectiveness of road transport infrastructure and services			Partial Reconstruction of North Ofankor John Teye By-Pass	1.60km		√	√		4,370,415.48							D.U.R, Greater Accra	GNMA	
133.	Improve efficiency and effectiveness of road transport infrastructure			Partial Reconstruction of Asofan Amamorley Road and Links	3.00km		√	√		6,567,579.92							D.U.R, Greater Accra	GNMA	

	and services																		
134.	Improve efficiency and effectiveness of road transport infrastructure and services				Rehabilitation of Poultry Farm Road, Ofankor	2.20km			√	√		9,908,546.64					D.U.R, Greater Accra	GNMA	
135.	Address recurrent devastating floods	Prepare and implement adequate drainage plans for all MMDAs			Drainage Construction to Alleviate Flood Risk at Confidence and Veterinary, South Ofankor				√	√		8,197,189.50					D.U.R, Greater Accra	GNMA	
136.	Improve efficiency and effectiveness of road transport infrastructure and services	Develop a more rigorous public transport system to help alleviate congestion in urban areas			Partial Reconstruction of Baptist Avenue and Links, Tantra Hills	2.40km				√	√	4,061,090.96					D.U.R, Greater Accra	GNMA	
137.		Develop a more rigorous public transport system to help alleviate congestion in urban areas			Partial Reconstruction of selected Roads in New Achimota	4.80km				√	√	4,313,890.16					D.U.R, Greater Accra	GNMA	
138.		Develop a more rigorous public transport system to help alleviate congestion in urban areas			Asphaltic Overlay of Ofankor to Mensah Addo	3.80km				√	√	4,845,000.00						D.U.R, Greater Accra	GNMA
139.		Develop a more rigorous public transport system to help alleviate congestion in urban areas			Drain and Flood Control	Construction of 2no. culverts at Nii Ankraman and Fise elect area					√	√	90,000.00					D.U.R, Greater Accra	GNMA
140.	Develop a more rigorous public transport system to help alleviate congestion in urban areas			Construction of 3km drain at Asofan area							√	√	1,000,000.00					D.U.R, Greater Accra	GNMA
141.	Improve decentralised planning	Strengthen local level capacity for participatory planning		Infrastructure maintenance	Renovation of library block at D/A JHS at Amanmoley	Library renovated			√				1,000,000.00				works	GES, Gen Admin.	
142.			Drilling and mechanize of a borehole at the		Borehole drilled				√					90,000.00					

					office													
143.					Renting of Apartment as office Accommodation (office Annex)	Office rented	√						92,000.00			works	Gen Admin.	
144.					Installation of 5No. revenue collection point (container)	Revenue container installed		√					60,000.00			Works	Finance	
145.					Construction of 4-seater Toilet facility under GAMA at Ga North Mun. Assembly office Amanmoley	GAMA toilet facility constructed		√					92,000.00			Works		
146.					Furnishing of MCD's bungalow at Pokuase	Bungalow habited		√					40,000.00			Works		
147.	Address recurrent devastating floods				Reshaping and filling of gullies of Feeder roads in the Municipality	Feeder Roads reshaped		√					160,000.00					
148.	Improve decentralised planning				Construction of office building complex at Amanmoley	Office building constructed		√					750,000			Works		
149.					Construction of concrete platform for 1000 liters Polytank at Ofankor Hospita	Platform constructed		√					80,000.00			Works	GES	
150.					Construction off 3No. Garage at the office. Amanmoley	Garage constructed			√				60,000.00			Works	Admin	
151.					Acquisition of land for MCE accommodation	MCE accommodation provided		√					400,000.00			Works		
152.					Construction of 3No. foot bridge at Fise Amanmoley and Ofankor	Bridge constructed				√			36,000.00			Works		
153.					Construction of 14 seated squat W.C Toilet Asofan	14 seated squat W.C Toilet constructed				√			480,000			Works		
154.	Ensure efficient utilization of energy	Promote the use and design of energy efficient			Installation of street lights in the Municipality	street lights installed			√				80,000			Works		

		technologies in public & private building															
155.	Improve decentralised planning	Strengthen local level capacity for participatory planning and budgeting		Construction of Fence wall at St. Peters Anglican School- Ofankor, Ofankor M/A primary school and Pokuase M/A primary school	Fence wall constructed			√				740,000		Works		GNMA	
156.		Strengthen local level capacity for participatory planning and budgeting		Construction of 2No. CHPS Compound at Afiaman	CHPS compound completed		√					540,000		Works		GNMA	
157.		Strengthen local level capacity for participatory planning and budgeting		Drilling of 2No. bore hole at Tantra hill	Bore hole mounted				√			380,000.00		Works			
158.	Address recurrent devastating floods	Prepare and implement adequate drainage plans for all MMDAs		Dredging of Mile 7 River	River dredged		√					45,000.00		Works			
159	Improve decentralised planning	Strengthen local level capacity for participatory planning and budgeting		Reclamation of land behind Muus (Ofankor land) into modern market	Land reclaimed into modern market			√				50,000.00		Works			
160.	Address recurrent devastating floods	Prepare and implement adequate drainage plans for all MMDAs		Desilting of culvert at Cocoa Powder- Ofankor	Desilting carried out			√			30,000.00			Works			
161	Address recurrent devastating floods	Prepare and implement adequate drainage plans for all MMDAs		Dredging of streams at confident vertiary – Ofankor, Rock sters- Tantra	Dredging carried out				√		80,000.00			Works			
162.	Improve decentralised planning	Strengthen local level capacity for participatory planning and budgeting		Construction of 1km of U-drain at Pokuase	1km drain constructed				√		60,000.00			Works	gf		
163.	Address recurrent devastating floods	Prepare and implement adequate drainage plans for all MMDAs		Construction of 3No. 900mm Pipe Culvert at Asofan	culvert constructed				√		90,000.00			Works			
164.	Improve	Strengthen local		Rehabilitation of	Rehabilitation of		√				80,000.			Works			

	decentralised planning	level capacity for participatory planning and budgeting			Amarorley Methodist Primary school	school completed					00					
165.	Address recurrent devastating floods	Prepare and implement adequate drainage plans for all MMDAs			Construction of storm drain at Queen mother's palace, Pokuase	Storm drains constructed		√			60,000.00			Works		
166.	Improve decentralised planning	Strengthen local level capacity for participatory planning and budgeting			Construction of 2No. 16, two storey classroom block SHS at Amanfrom	SHS building constructed			√		3,000,000.00			Works		
167.					Construction of Temporary structure at Amanfrom M/A sch.	Temporary structure constructed		√			100,000.00			Works		
168.					Supply of school furniture for primary and JHS schools	Furniture supplied			√			620,000			Works	
169.					Construction of 1No. 6-Unit classroom block at OLA school Tantra and Ayawaso Quarry M//A school	Classrooms block constructed				√		1,200,000			Works	
170.			Improve decentralised planning	Strengthen local level capacity for participatory planning and budgeting			Construction of 1No Police station at Amanfrom	Police station constructed				√	750,000			Works
171.	Address recurrent devastating floods	Prepare and implement adequate drainage plans for all MMDAs			Reshaping and filling of gullies	Work completed		√			200,000			Works		
172.	Improve decentralised planning	Strengthen local level capacity for participatory planning and budgeting			Construction of shelves and planks in the OPD at Ofankor hospital	% level of completion		√			8,000			Works		
173.					Furnishing of Amanfrom CHPS Compound, Mile 7 Health Centre	Level of Furnishing						180,000			GNMA	GNMA
174.					Construction of 1st phase of 40 bed facility at Amamorley	% level of completion		√				50,000.00		20,000.00	GHS	GNMA

175					Provision of office equipment to Health Directorate	No. of equipment provided		√				60,000		GHS	GNMA		
176					Construction of Health Centre at Trobu (Mile 7) and Pokuase West	No. of CHPS compounds constructed		√			3,000,000.00		3,000,000.00	GHS	GNMA		
177					Walling of Pokuase Health Centre and Amanfrom CHPS Compound	Level of construction		√					900,000.00	GHS	GNMA		
178					Construction of Incinerator at Ofankor Hospital	Level of construction		√			90,000.00			GHS	GNMA		
179					Construction of cattle pound and arrest of stray cattle	Cattle pound constructed and stray cattle arrest			√				750,000.00	MEHO	MOFA, GPS, JSG, Traditional Authority		
180					Construction of Veterinary Clinic	Veterinary Clinic constructed			√				85,000.00	Agric	GNMA		
181					Renovate office complex	Office complex renovated		√					65,000.00	Agric	GNMA		
182				Enhance application of ICT in national development	Improve telecommunications accessibility Accelerate investment in development of ICT infrastructure	Information Communication Technology	Computer maintenance	√	√	√	√		35,200.00	MIS	GNMA		
183			Telecommunication (internet connective)				√	√	√	√			28,000.00			MIS	GNMA
184			Installation of revenue (mobilization software RMS)					√							24,000.00	MIS	GNMA
185			Clocking device & Control system					√							6,500.00	MIS	GNMA
186			Networking connection to all office					√	√						16,000.00	MIS	GNMA
187				Improve quality of life in slums, zongos and inner cities	Promote investment in social programmes including education and training, supporting local businesses and culture and arts in zongos	Zongos and Inner Cities Development		√	√	√	√					GNMA	
			Support Zongos and slums projects										640,000.00			MA Min. of Zongos and Inner Cities Dev't	
188	Improve efficiency and effectiveness of	Expand and maintain the national road	Transport Infrastructure	Identify roads with high potential for public transport	Roads with high potential for public transport identified		√	√	√	√			8,100.00	DoT	GNMA		

	road transport infrastructure and services	network													
189.	Ensure safety and security for all categories of road users	Incorporate pedestrian safety facilities in planning, design, construction and maintenance of road infrastructure		Organize 8 No. meetings with operator entities on relevant public transport issues	Eight (8) Meetings held with transport operators	√	√	√	√		18,000.00		DoT	GNMA	
190.				Manage and update database on transport operations in the municipality	Transport operations database updated	√	√	√	√		8,100.00		DoT	GNMA	
191.				Organize 4NO. refresher training for Enforcement Unit	4No. training organized for enforcement team	√	√	√	√	8,170.00			DoT	Municipal Guards	
192.				Institute and carry out monitoring schedules at terminals for compliance	Monitoring schedules at terminals instituted and carried out	√	√	√	√		6,500.00		DoT	Municipal Guards	
193				Undertake monthly collaborated-enforcement of Public Transport Permits and By-laws in all parts of the municipality	Monthly collaborated enforcements conducted	√	√	√	√		12,000.00		DoT	Municipal Guards	
194.				Organize 4No. Road Safety education programmes for drivers and pedestrians in the municipality	4No. Road safety education programmes held	√	√	√	√		14,000.00		DoT	NRSC	
195.				Facilitate the provision of road signs and other road furniture at relevant points	Road signs and other relevant road furniture provided	√	√	√	√	90,000.00			DoT	DUR	
196				Sensitize stakeholders on the concept of the Type B service e.g the Aayalolo Quality Bus Service	Stakeholders sensitised on the concept of the	√	√	√	√		10,000.00		DoT	Municipal Assembly	
198.				Carry out media campaigns on improving	Media campaigns on improving standards of	√	√	√	√		15,000.00		DoT	Municipal Assembly	

					standards of passenger transport services	transport services carried out									
199.					Undertake the routine maintenance of Terminals within the Ga North Municipality	Terminal maintenance works conducted	√	√	√	√	85,000			DoT	Works Dept DUR
200.					Conduct studies into causes of conflicts at intersections	Studies into causes of conflict at intersections conducted	√	√	√	√		16,000.00		DoT	Municipal Assembly
201.					Carry out enforcement activities	Enforcement activities carried out	√	√	√	√		12,500.00		DoT	Municipal s guards
202.					Conduct 4 sensitization session(s) for Police and enforcement team	4 Sensitization session for police and enforcement team conducted	√	√	√	√		9,600		DoT	GNMA
203.					Issue Type A certificates and Identification stickers to successful applicants	Type A certificates and identification stickers issued to successful applicants	√	√	√	√		5,000.00		DoT	GNMA
204.					Construct 1No Lorry Terminal	1No. Lorry Terminal constructed				√		45,000.00		DoT	Works Dept.
205.					Training programmes, Conferences and Study tours	Training programmes, Conferences and Study tours organized	√	√	√	√		16,000.00		DoT	
206.					Clearance of walkways and bicycle paths	walkways and bicycle paths cleared	√	√	√	√	4,900.00	11,000.00		DoT	DUR
207.					Engaging towing companies	towing companies engaged	√	√	√	√		12,000.00		DoT	
208.					Upgrade six lorry stations (two in each year)	Six lorry stations upgraded	√	√	√	√		50,000.00		DoT	Works Dept.
209.					Organize four (4) stakeholders Meetings (four in each year)	Four stakeholders meetings organized	√	√	√	√		16,000.00		DoT	GNMA
210.	Promote proactive planning for	Strengthen early warning and response		Disaster management	Organize meetings of Disaster Management	Disaster management meetings	√	√	√	√	20,000.00	10,000.00		NADMO	

	disaster prevention and mitigation	mechanism on disaster			Committee organized														
211.	Address recurrent devastating floods	Prepare and implement adequate drainage plans for all MMDAs			Clean up exercise and desilting of drains	Clean up exercise conducted	√	√	√	√	30,000.00	15,000.00					NADMO		
212	Promote proactive planning for disaster prevention and mitigation	Strengthen early warning and response mechanism on disaster			To train Assembly members, school children and community leaders on their role in disaster management	Training on disaster management organized	√	√	√	√	20,000.00	10,000.00					NADMO		
213.	Promote sustainable water resource development and management	Undertake tree planting along the banks of all major water bodies and their tributaries to reduce silting and pollution from human activities			Identification of dilapidated buildings and buildings on water way	Buildings in water way identified	√	√	√	√	15,000.00	8,000.00					NADMO		
214.	Promote proactive planning for disaster prevention and mitigation	Strengthen early warning and response mechanism on disaster			Sensitization and awareness creation on risk reduction	Sensitization on risk reduction organized	√	√	√	√	20,000.00	8,000.00					NADMO		
215	Promote proactive planning for disaster prevention and mitigation				Inspection of hazards in the municipality	Inspection conducted	√	√	√	√	15,000.00	10,000.00					NADMO		
216.	Enhance climate change resilience	Promote and document improved climate smart indigenous agricultural knowledge	CLIMATE CHANGE AND DISASTER RISK REDUCTION	Climate Variability and Change	Create Nursery sites and tree planting	Tree planting organized	√	√	√	√	25,000.00	15,000.00					NADMO		
SUB- TOTAL											143,717,529.69	11,257,296.00	467,000.00						
Thematic area																			
Adopted MDAs Goal(1): maintain stable, united and safe society																			
Adopted objectives	Adopted strategies	Programmes	Sub-programmes	Projects/activities	Outcome/impact indicators	Time frame 2018-2021				Indicative budget			Implementing Agencies						
						18	19	20	21	GoG	IGF	Donor	Lead	Collab.					

217	Promote culture in the development process	Create awareness on the importance of culture for development and enhance private sector participation	GOVERNANCE, CORRUPTION AND PUBLIC ACCOUNTABILITY CULTURE AND GOVERNANCE	Attitudinal Change and Patriotism	Organize Choral Festival for 15 choral groups in 4 th quarter of 2019	Choral Festival organized	√	√	√	√		12,000.00		Culture	Central Admi	
218					Support all cultural and art events to promote tourism and culture in 3 rd quarter of 2018.	Cultural events supported	√	√	√	√			16,000.00		Culture	Central Admi
219		Establish mechanisms to eradicate negative cultural practices and project the Ghanaian cultural heritage			Organize traditional cooking festival for 12 chop bars/restaurants within the Ga North municipality in 1 st quarter of 2020	Traditional cooking festival organized			√				14,000.00		Culture	Central Admi
220		Create awareness on the importance of culture for development and enhance private sector participation			Organise one day Cultural dance and talking drum competition for Ten (10) basic schools within the Ga North Municipality in 2 nd quarter of 2020	Culture dance and talking drum competition organized for Ten basic schools			√				6,500.00		Culture	Central Admi
221		Create awareness on the importance of culture for development and enhance private sector participation			Organize One day Drama and Poetry competition for six (6) basic schools within the Ga North municipality	Drama and Poetry competition organized competition for six (6)basic schools	√			√			8,700.00		Culture	Central Admi
222.	Promote discipline in all aspects of life	Strengthen advocacy to promote attitudinal change			Organize One (1) Training programme for Thirty (30) underprivileged children (Basketry & Textile)	30 underprivileged children trained				√			7,000.00		Culture	Central Admi
223					Human Security and Public Safety	Public Education on Anti-Corruption, Rule of Law, Accountability, Environmental Protection, Duties	Education on the topics carried out	√	√	√	√		12,000.00		NCCE	

					of A Citizen, Fundamental Human Rights and Freedoms and Sustainable Development Goals													
224.					Radio/TV Talk Shows to precede Constitution week Celebration.	Programme carried on successfully	√	√	√	√	10,800.00						NCCE	
225.				Corrupti on and economic crime	Public Education on the fight against Corruption and help promote Accountability on the Public space	Education carried out successfully.	√	√	√	√	12,000.00						NCCE	
226.				Local Governme nt and Decentrali zation	Education on Child Protection, Child Rights and Responsibilities etc	Education carried out	√	√	√	√	20,000.00						NCCE	
227.					Public Education on Sanitation, Rule of Law, Due Process, Environmental Protection, Human Rights, Citizens and the Police, Social Auditing, etc.	Public Education carried out	√	√		√		20,600.00					NCCE	
228					Quiz Competition on the 1992 Constitution, Local Governance and Current Affairs	Quiz competition carried out	√	√	√	√		18,000.00					NCCE	COWBEL L & GNMA
229					Education on Payment of property and other rates and licenses, Duties, Rights and Responsibilities of Citizens, Creation and Location of Ga North Municipal Assembly etc	Education carried out	√	√	√	√		20,880.00					NCCE	
230					Monitoring District Level Election	Monitoring carried out	√					8,500.00					NCCE	

231					Parliamentary Debate for aspiring Parliamentarians on the needs of Ghanaians.				√						NCCE	
232					Post-Election Campaign on Peace.					√		9,500.00			NCCE	
233.					Public Education and Sensitization on Sanitation, Rule of Law, citizens and the police, Peace before, during and after Electionetc				√			6,700.00			NCCE	
234.					Public Education on Sanitation and Duties of Citizens		√	√	√	√			6,500.00		NCCE	GNMA
235.					Public Education and sensitization on Peaceful Election during District Level Election, Focus Group Discussion, Radio/TV Prog. Durbar etc	Public Education Carried out	√		√			12,000.00			NCCE	
236.	Strengthen fiscal decentralization	Enhance revenue mobilization capacity and capability MMDAs			To undertake revenue mobilization training	To help the new revenue staff gain correct procedures in revenue collection	√	√	√				GH¢47,000.00		HR	Revenue Collectors
237.	Improve decentralized planning	Strengthen local level capacity for participatory planning and budgeting		Local Government and Decentralization	Training on Basic police duties: unarmed combat training, physical security and crime prevention	To enlighten officers on the security threats and combat	√						GH¢8,000.00		HR	Municipal guards, Amasaman divisional police
238.		Promote effective stakeholder involvement in development planning process, local democracy and accountability			Train staff on Administrative writing and communication	For proper dissemination of information	√						GH¢9,500.00		HR	General Staff of the assembly, Consultant
239.	Improve popular participation at regional and district levels				Organize Records management and ICT skills Digitization of records	To enhance the records managers and Heads of Department in advanced records	√						GH¢8,000.00		HR	Registry staff and HODs, Consultants/PRAAD

					management												
240	Improve popular participation at regional and district levels				Orientation & Training on Local Government Protocols	To introduce Assembly members into the Local	√	√							GH¢16,000.00	HR	All assembly members, ILGS
265.	Improve popular participation at regional and district levels				Organize Procurement management	To understand GOG procurement procedures		√							GH¢8,000.00	HR	Procurement, GIMPA
241.	Improve popular participation at regional and district levels				Organize Two days Capacity building workshop for Assembly members	To give them in-depth knowledge of the Assembly system		√							GH¢14,000.00	HR	Assembly Members, Consultant
242	Ensure improved fiscal performance and sustainability				Training on Financial Reporting	To equip the Account staff of the proper reporting procedures in the local government service	√								GH¢8,000.00	HR	Account department, Consultant
243.					Training on Budgeting and finance for non-finance managers	Help in formulating and executing the Annual Budgets of the Assembly		√							GH¢9,000.00	HR	Budget, GIMPA
244.	Improve decentralized planning				Municipal guards Training	To better equip the municipal guards to work up to standards		√							GH¢10,000.00	HR	Municipal guards, police representative
245.	Improve popular participation at regional and district levels				Train staff on the performance Appraisal	To equip individual staff in the completion of the Appraisal		√							GH¢6,000.00	HR	All staff
246.					Training in Diploma Public Administration and certificate in Administration	To equip administration staff with skills in policy formulation, analysis and implementation to deal with complex public management issues		√							GH¢4,000	HR	Administration, ILGS
247.					Installation of the new HRMIS	Collates staff information on the HRMIS		√							GH¢7,000.00	HR	All staff

248.	Strengthen fiscal decentralization				Recruitment for Revenue collectors	To recruit revenue collectors to help in the collection of revenue in the municipality		√							GH¢10,000.00		HR	Revenue Collectors
249.	Improve popular participation at regional and district levels				Technical review of the performance appraisal of all staff			√							GH¢9,000.00		HR	All staff
250.					Prepare capacity building plan for 2020			√									HR	
251.					Geographical Information System				√						GH¢9,000.00		HR	Physical Planning Officers
252.					Organise staff durbar	All staff	√	√	√	√					GH¢18,000.00		HR	Admin
253.					Organise end of year package	All staff	√	√	√	√					GH¢15,000.00		HR	
254.					Advanced Financial Management				√						GH¢7,000.00		HR	Internal Auditors, GIMPA
256.					Prepare capacity building plan for 2021				√								HR	
257.					Advance Monitoring and Evaluation of Projects				√						GH¢16,000.00		HR	Planning Officers, GIMPA
258.					Communication Skills and Customer Relations				√						GH¢8,000.00		HR	Information Officers, ILGS
259.					Certificate in public Administration	Deepening their understanding of administrative concepts and processes			√						GH¢9,000.00		HR	HRM, GIMPA
260.					Introduction to safety management				√						GH¢14,000.00		HR	All Staff, NADMO/ FIRE SERVICE REP.
261.					Project Planning And Management	To plan, organize and control activities for better completion of project					√				GH¢12,000.00		HR	Technicians and Engineers, GIMPA
262.					Value Chain and Agric Business	To emphasize modernization and improve the					√				GH¢10,000.00		HR	Agric Officers

					quality and marketing of agric products															
263.					Special Junior Technical Supervisory Management Course	To help the drivers objectives to be met and enhance their individual performance				√							GH¢10,000.00	HR	Drivers	
264.					Strategic Management Information System	To provide information to support operations, management and decision making functions at various levels				√							GH¢12,000.00	HR	M.I.S Department	
265.					Certificate in Gender	To increase participants knowledge and understanding of the concept of gender based violence				√							GH¢8,000.00	HR	Social Welfare and community development Officers	
266.					Occupational safety, health and environmental management	To sharpen and deepen the analytical skills of environmental health officers				√							GH¢12,000.00	HR	Environmental Health Officers	
267.					Purchase office consumables	Office consumables purchased		√									12,000.00	DoT	Municipal Assembly	
268.					Prepare capacity building plan for 2022					√								HR		
269.	Deepen political and administrative decentralization	Ensure effective and efficient resource mobilization, internal revenue generation and resource management			Procure holograms from GAPTE	Holograms procured from GAPTE		√									16,000	Procurement	DoT	
270					Procure permit certificates cards	Permit certificates procured		√										8,000.00	Procurement	DoT
271.					Procure Embossment plates for taxis	Embossment plates procured for sale		√										9,000.00	Procurement	DoT
272					Procure commercial Drivers licenses	Commercial Drivers licence procured		√										8,500.00	Procurement	DoT
273					Organize Annual Interaction between the Assembly and Rate Payers in each Zones	Rate Payers Sensitized on the need to pay their rates to the Assembly for development	√	√	√	√								26,000.00	IS D	Heads of Department

274	Build an effective and efficient Government machinery	Improve documentation with in the public sector			Organize Public Hearing on the Implementation of Government Policies, Programs and Projects	Community Sensitized on Government Policies and Ownership of Government Projects created	√	√	√	√		60,000.00		IS D	Administration. Community Development
275	Deepen political and administrative decentralization	Strengthen sub-district structures Strengthen			Organize General Assembly Meetings	General Assembly Meeting Held	√	√	√	√		114,400.00		Administration	Presiding Member
276					Organize special Assembly meeting	Special Assembly Meeting Organized	√	√	√	√		120,000.00		Administration	Presiding Member
277					Organize Executive Committee Meetings	Executive Committee Meetings Held	√	√	√	√		80,000.00		Administration	M C D
278					Organize Sub-Committee Meetings	Sub-Committee Meetings Organized	√	√	√	√		45,000.00		Administration	
279					Organize MUSEC Meeting	MUSEC Meetings organized	√	√	√	√		60,000.00		Administration	
280					Organize Heads of Department Meeting	Heads of Department Meetings Organized	√	√	√	√		60,000.00		Administration	M C D
281					Organize Staff Durbars	Staff Durbars Organized	√	√	√	√		80,000.00		Administration	
282					Facilitate Municipal Education Oversight Committee Meeting		√	√	√	√		24,000.00		Administration	
283					Organize Public Relations Complaints Committee Meetings	Public Relations Complaints Meetings Organized		√	√	√		60,000.00		Administration	Internal Audit H R D
284					Establish Client Service Unit	Establishment of Client Service Unit. Ongoing		√				20,000.00		Administration	
285	Build an effective and efficient Government machinery	Improve documentation with in the public sector		Civil Society and Civic engagement	Support the Celebration of Senior Citizens	5 National Celebrations	√	√	√	√	100,000.00		Administration	GNMA	
286					Homofest Celebration,		√	√	√	√	120,000.00				
287					World Aids Day Celebration,		√	√	√	√	36,000.00				
288					Registration and celebration of	Marriages registered		√	√	√		10,000.00		Administration	

					marriages													
289					Gazetting of churches and Centres for marriages	Centres gazetted	√	√	√	√		50,000.00			Administration			
290					Fuel and Maintenance of vehicles	Vehicle maintained	√	√	√	√		100,000.00			Administration	DoT		
291.	Deepen political and administrative decentralization	Ensure effective and efficient resource mobilization, internal revenue generation and resource management			Procure Uniforms & booth for Mun. guards	Uniforms and booth for Municipal guards procured		√				8,500.00			Procurement	Admin		
292					Procure 1No. pick-up for the department to enhance monitoring and enforcement	1No. Pickup procured		√			330,000.00				Procurement	Admin		
293					Procure ten pieces each of handcuffs and shockers for Mun. guards	Handcuffs and shockers procured		√				5,000.00			Procurement	Admin		
294.					Procurement of 6No. air condition for the office; and Procurement of 3 office cabinet	Office Air condition procured Office cabinet procured		√				30,000,600			Procurement	Admin		
295.					Procure twenty (20) Clamps for enforcement	Twenty clamps procured for enforcement		√				10,000.00			Procurement	DoT		
296.					Procure 2No. motorbikes for dispatching letters	Motorbikes procured for dispatching letters		√				80,000.00			Procurement	Admin		
297					Procure 2No. Pickups for the Assembly	2No. pickups procured		√				800,000.00			Procurement	Admin		
298					Procure photocopy canon image runner 2530i	To facilitate copies		√				25,000.00			Procurement	MIS		
299					Procure 1No. computer and accessories	1No. computers and accessories procured		√				900,000.00			Procurement	MIS		
SUB-TOTAL											677,500.00	3,245,080.00	-					

4.3 Indicative Financial Strategy

This section presents in details the financial requirements for the smooth implementation of the plan. The Indicative Financial Plan has been prepared based on the Indicative Ceilings provided by the Ministry of Finance as well as Internally Generated Revenue Projections by the Assembly. The indicative financial strategy for implementing the Medium Term Development Plan (2018-2021) of the Ga North Municipal Assembly is presented in table 29 below.

Table 36: Indicative Financial Strategy

PROGRAMME	TOTAL COST (2018-2021)	EXPECTED REVENUE					TOTAL REVENUE	GAP	SUMMARY OF RESOURCE MOBILIZATI ON STRATEGY	ALTERNATI VE COURSE OF ACTION
		GOG	IGF	DONOR	OTHERS					
ECONOMIC DEVELOPMENT	3,749,415.00	2,437,119. 75	787,377.15	318,700.28	206,217.83	3,749,415.01	0	Printing Of Bills	Prosecute Rate Defaulters after Serving Demand Notice	
SOCIAL DEVELOPMENT	12,617,744.96	6,308,872. 48	1,892,661.17	946,330.87 2	693,975.9728	9,841,841	2,775,904. 47	Training Of Revenue Collectors In Block Mapping	Data Collection on Un-Access Zones	
ENVIRONMENT, INFRASTRUCTUR E AND HUMAN SETTLEMENT	279,026,237.73	41,853,93 5.66	1,853,935.66	20,926,967. 82	15,346,443.075	217,640,465.4 2	61,385,772 .30	Outreach For All Zonal Council Divisions	Intensify Monitoring of Collectors	
GOVERNANCE, CORRUPTION AND PUBLIC ACCOUNTABILITY	7,085,356.6	460,548.1 79	148,792.488 6	673,108.87 7	460,540.179	17429810	0	Reward Deserving Collector	Mop-Up all Outstanding Revenues	
GRAND TOTAL	302,478,754.29	648,807,2 90.1	4,682,767	22,865,108	16707177.1	248,661,531.4 3	64,161,676 .77	Printing Of Bills	Prosecute Rate Defaulters after Serving Demand Notice	

CHAPTER FIVE

IMPLEMENTATION ARRANGEMENT AND ANNUAL ACTION PLANS

This section of the plan indicates the arrangements put in place for the implementation of the plan of each year over the 4-year period.

The Annual Action Plan would be implemented by the Departments, and Agencies of the Municipal Assembly in collaboration with the NGOs, CSOs, FBOs, Traditional Authorities and the Private sectors. The implementation of activities and projects would be supported by timely inflow of resources in order not to distort its schedule

5.1 Implementation Arrangement

5.1.1 Administrative and Institutional Arrangement

For effective plan implementation, it is imperative to identify the various institutional and administrative issues to be dealt with. This will ensure efficient role casting, establishment of procedures and structures, which are necessary for the attainment of the development objectives. Detailed specific roles of the various stakeholders involved in plan implementation are indicated in table 37 below.

5.1.2 Institutional Arrangement

To ensure effective implementation of the Medium Term Development Plan, the Municipal Assembly intends to effect a comprehensive institutional and human capacity building for the various stakeholders who will be the vehicle for the implementation of the programmes and projects.

The Municipal Assembly would resource the decentralized departments that are currently in operation in the Municipality through the provision of refresher courses, workshops and seminars, as well as motivation to raise their technical competence and commitment.

The two Zonal Councils will be established and resourced to perform their constitutional roles under Local Governance Act, 2016 (Act 936). The zonal councils are required to assist the Municipal Assembly at grassroots and the sub-districts levels in the management of the Municipality.

5.1.3 Administrative Arrangement

The Municipal Assembly will strengthen coordination among the various departments, governmental and non-governmental agencies and also integrate and synthesis their priorities into the District Development Framework. This will be realized through involvement of

MDAs in the project identification, selection and implementation, mid-year plan review workshop, departmental meetings and durbars.

To ensure increased community participation in plan implementation, the Municipal Assembly will work towards enhanced collaboration between the Central Administration and the Traditional Authority. At the local level, the traditional authorities, in collaboration with sub-district structures, play vital roles in the development planning process. Thus, the Municipal Assembly will assist the Traditional Council to settle all the protracted chieftaincy and land disputes to enable the chiefs to concentrate on their development function.

The Municipal Assembly will intensify the tax awareness and education campaigns in the Municipality to sensitize the people on the essence of paying taxes. Revenue collectors will be resourced, whilst capacity building seminars will be organized for them. Targets will be set for revenue collector and achievers awarded to serve as incentive, whilst sanctions will be instituted against non-achievers.

The People Assembly concept will be given further boost by increasing its frequency from once a year to twice a year. This presents a better platform for both the Municipal Assembly and the general public to inform and be informed and educated on Municipal Assembly and government policies to enhance transparency and accountability.

Table 37: Departments and Agencies for Plan Implementation

No.	Department/Agency	Role in Plan Implementation	Current Technical/Professional Capacity
1.	GHANA EDUCATION DIRECTORATE	<p>To ensure effective implementation of the Government Policy on Education at the Municipal level.</p> <p>To assist the Municipal Assembly to evolve a pragmatic educational programmes that will enhance development of the Municipality.</p> <p>To supervise all school constructional works to be undertaken in collaboration with the relevant departments and institutions.</p> <p>To advise the Assembly and NGOs on appropriate logistical support needed in the schools for efficiency and effectiveness.</p>	Reside outside the Municipality
2.	MINISTRY OF FOOD & AGRIC.	<p>Provide the requisite staff for the schools which are already on the ground and those</p>	Inadequate number of staff – especially extension service staff.

3.	MUNICIPAL HEALTH DIRECTORATE	<p>yet to be established.</p> <p>To provide extension services to the farmers.</p> <p>Undertake demonstration farms.</p> <p>To disseminate government policy on agric to farmers.</p> <p>To provide inputs to farmers</p> <p>Persue the flagship programme; plant for food and job creation.</p> <p>Undertake all matters relating to health and sanitation in the District.</p>	Reside outside the Municipality
4.	DEPARTMENT OF SOCIAL WELFARE	<p>Work in collaboration the GES to rehabilitate the Municipal disabled in the society to enable them acquire employable skills.</p> <p>To educate the public on social issues like divorce and child delinquency, inheritance care for the old, disabled etc.</p>	<p>Inadequate support interms of fund and logistics</p> <p>Lack of logistical support.</p>
5.	FINANCE DEPARTMENT	<p>Record, classify, report and also help in controlling all monies allocated for government projects.</p>	<p>Inadequate logistical support</p>
6.	STATISTICAL SERVICE DEPARTMENT	<p>To improve statistical data for the monitoring and evaluation of projects.</p>	<p>Inadequate logistical support.</p>
7.	INFORMATION SERVICE DEPARTMENT	<p>To disseminate necessary information to and from the communities in the public education campaigns in collaboration with NMP, NCCE and Electoral Commission.</p>	

8.	POLICE AND COURTS	Engage in the maintenance of peace, order and security.	Reside outside the Municipality
9.	FIRE SERVICE DEPARTMENT	Educate the general public on fire prevention and also respond to emergencies in cases of fire outbreaks.	Reside outside the municipality
10	BIRTH AND DEATH REGISTRY	Educate the public on the need to register birth and death for planning particularly at the district level.	Reside outside the municipality

5.2 Annual Action Plans

The Medium Term Plan of the Municipality has been phased out into Annual Action Plans. The Annual Action Plans shows indicative cost of projects, locations, output indicators, lead implementing agencies, sources of finance etc. the following tables indicates the Annual Action Plans for the medium term (2018 to 2021).

Table 39: 2018 Annual Action Plan

S/N	PROGRAMMES	SUB-PROGRAMMES	PROJECTS/ACTIVITIES	LOCATION	BASELINE	OUTPUT INDICATORS	QUARTERLY SCHEDULE				INDICATIVE BUDGET			IMPLEMENTATION AGENCIES		LINKING AAP TO PBB
							1st	2nd	3rd	4th	GOG	IGF	DONOR	LEAD	COLLABORATOR	
GOAL I: TO BUILD PROSPEROUS SOCIETY																
1	ECONOMIC DEVELOPMENT	IGF Mobilization (Revenue Mobilization Drive	Organize Meeting with Commission Revenue Collectors	Assembly		Meeting Organized		√	√	√		6,000.00		MFO	GNMA	Mgt. & Admin (General Administration)
2			Installation of 2No. Containers for Revenue Collection Point	Municipal Wide		2No. Containers Installed			√	√		16,500.00		Works Department	GNMA	Infrastructure Delivery & Mgt (infrastructure Development)
3			Procurement of ID Cards for Revenue Collectors software	Assembly		ID cards purchased				√		1,500.00		Finance	GNMA	Mgt. & Admin (General Administration)
4			2 Days Training on Revenue Collection for New Revenue Collectors	Assembly		2 days training organize		√				10,000.00		HRD	GNMA	Mgt. & Admin (General Administration)
5			Purchase of 2no. vehicles for revenue collection	Assembly		2No. vehicle purchased				√		400,000.00		Procurement	GNMA	Mgt. & Admin (General Administration)
6			Weekly Monitoring of Activities of Revenue Collectors,	Assembly		Activities monitored		√	√	√		20,000.00		Finance	GNMA	Mgt. & Admin (General Administration)
7		Agricultural and Rural Develop	Vaccinate PPR (Small Ruminants) in the various communities	Municipal Wide		150 Number of ruminants Vaccinated			√	√		1,000.00		MAD	GNMA	Economic Dev't (Agriculture)
8			Organize one Management	Municipal Wide		Management and		√	√	√		1,000.00		MAD	GNMA	Economic Dev't

			and Technical Review Meeting			Technical Review Meetings Held										(Agriculture)	
9			Organize Municipal Farmers Day celebration	Municipal Wide		farmers day celebrated			√			10,500.00		MAD	GNMA	Economic Dev't (Agriculture)	
10			Organize Staff Training	Assembly		150 Number of ruminants Vaccinated			√			1,600.00		MAD	GNMA	Economic Dev't (Agriculture)	
11			Farmers Training	Municipal Wide		No of Staff Trained			√	√		2,000.00		MAD	GNMA	Economic Dev't (Agriculture)	
12			Organize field demonstrations for farmer in various communities	Municipal Wide		No of farmers trained			√	√		3,000.00		MAD	GNMA	Economic Dev't (Agriculture)	
13			Support all cultural and art event to promote tourism and culture in third quarter in 2018	Municipal Wide		All cultural event organized			√			6,000.00		MAD	GNMA	Social service and administration	
Sub-Total											400,000.00	90,500.00	3,600				
S/N	PROGRAM MES	SUB-PROGRAM MES	PROJECTS/ACTIVITIES	LOCATION	BASELINE	OUTPUT INDICATORS	QUARTERLY SCHEDULE				INDICATIVE BUDGET			IMPLEMENTATION AGENCIES		LINKING AAP TO PBB	
							1st	2nd	3rd	4th	GOG	IGF	DONOR	LEAD	COLLABORATOR		
GOAL 2: CREATE OPPORTUNITY FOR ALL																	
14	SOCIAL DEVELOPMENT	Primary Healthcare Delivery	Organize half year active case search for TB/NTD	Assembly		No of active case searches conducted		√	√	√			2,500.00	GHS	GNMA	Social service (Health)	
15			Organize quarterly CHC meetings	Assembly		4 No. of meetings		√	√	√	12,000.00			GHS	GNMA	Social service (Health)	
16		Family Planning And Reproductive Health Education	On-site coaching of midwives on Helping Babies Breathe	Assembly		10 No. of Midwives coached			√				3,000.00	GHS	GNMA	Social service (Health)	
17		Disability And Development	Create a Comprehensive	Assembly	30 PWDs	Fair and Equitable		√	√	√			1,000.00	Dept. of Social	GNMA	Social service(Social	

			database on people living with Disability (PWDs)			social support for them								Welfare		Welfare & Com. .Dev't)
18		Social Protection	Coordinate activities and programmes of the LEAP program Quarterly	Beneficiary communities	6 Payments	Activities coordinated	√	√	√	√	5,200.00			DSWCD	GNMA	
19			Identify and properly register Day-Care centres	Municipal Wide	10 daycare	Secure a minimum standard of ECDC Through regular inspection		√	√	√		1,000.00		Dept. of Social Welfare	GNMA	Social service(Social Welfare & Com. .Dev't)
20			Monitor Day-Care centers quarterly	Municipal Wide	10 daycare visited	For proper supervision and monitoring		√	√	√		1,500.00		Dept. of Social Welfare	GNMA	Social service(Social Welfare & Com. .Dev't)
21		Child And Family Welfare	Sensitive 20 Communities on Child and Family Welfare Policies	Municipal Wide		To Report Issues to the Appropriate Agencies		√	√	√		2,000.00		Dept. of Social Welfare	GNMA	Social service(Social Welfare & Com. .Dev't)
22			Conduct Community sensitization	Municipal Wide	all 8 electoral areas	Community sanitation organized		√	√	√	1,000.00			Dept. of Social Welfare	GNMA	Social service(Social Welfare & Com. .Dev't)
23			Register and Create a Database on NGOs	Assembly	5 NGOs	Effective processing and Registration of their activities. And to Generate Revenue for the Assembly		√	√	√		1,000.00		Dept. of Social Welfare	GNMA	Social service(Social Welfare & Com. .Dev't)
24		Gender Equality	Profiling and formation of women's group	Municipal wide		Groups formed			√	√		1,500.00		DSWCD	GNMA	Social service(Social Welfare & Com. .Dev't)
25			Train 200 women in IGA	Municipal wide		200 women trained			√	√		5,000.00		DSWCD	GNMA	Social service(Social Welfare & Com. .Dev't)

26			Educate group members on Government and Assembly's policies/ mass Education	Municipal wide		Members educated			√	√		1,500.00		DSWCD	GNMA	Social service(Social Welfare & Com. .Dev't)
27			Organize home visits to educate Them on prevailing issues	Municipal wide		Activities organized			√	√		1,000.00		DSWCD	GNMA	Social service(Social Welfare & Com. .Dev't)
28			Logistics – 2 desk top computers and its accessories.	Office		2 desk top purchased				√				PROCUREMENT	GNMA	Social service(Social Welfare & Com. .Dev't)
29	Primary Healthcare Delivery		Organize Workshop for Education Directors			Workshop organized		√	√			7,500.00		MED	GNMA	Social service(Education, youth & Sports)
30	Basic Education (STMIE Clinics)		Organize STMIE for 64 students	Selected schools		STMIE organized		√	√	√		19,500.00		Science Coordinator	GNMA	Social service(Education, youth & Sports)
31	Basic Education (Enrolment Drive)		Organize my First Day at School	GNM		My First Day at School organized		√				15,000.00	5,000.00	MEO staffs	GNMA	Social service(Education, youth & Sports)
32	Environmental Sanitation (Hygiene Education)		Conduct Mass Medical Screening and Certification or Permitting food vendors/Handlers and Hoteliers	Municipal Wide		Food Vendors/Handlers Screened and Certified		√				2,000.00		EHSU		Social services(Environmental Health & sanitation services)
33			Construction of 1No.W/C Toilet facility at	Assembly		W/C Toilet and Roofing of the Main		√				15,000.00		Works Department	GNMA	Social services(Environmental Health &

			MCD's office and Roofing of the Main Entrance of the office block			Entrance Constructed									sanitation services)	
34			Construction of 1No. 4-seater Toilet facility under GAMA at Amamorley	Amamorley		GAMA Toilet Facility Constructed			√	10,000.00			Works Department	GNMA	Social services(Environmental Health & sanitation services)	
35			Conduct Data Collection of Sanitary site and Registration of Burial Grounds (Cemeteries)	Municipal Wide		Data on Sanitary Side Collected, and Burial Grounds Registered		√		2,000.00			EHSU	GNMA	Social services(Environmental Health & sanitation services)	
36			Conduct Inspection on Schools and Industries	Municipal Wide		Inspection on Schools and Industries Conducted		√		1,500.00			EHSU	GNMA	Social services(Environmental Health & sanitation services)	
37			Organize Health Talk and Clean up Exercise	Municipal Wide		Health Talk and Clean up exercise organized		√		20,000.00			EHSU	GNMA	Social services(Environmental Health & sanitation services)	
SUB-TOTAL										65,000.00	61,000.00	7,500.00				
GOAL 3: SAFEGUARD THE NATURAL ENVIRONMENT AND ENSURE RESILIENT BUILT ENVIRONMENT																
S/N		SUB-PROGRAMMES	PROJECTS/ACTIVITIES	LOCATION	BASELINE	OUTPUT INDICATORS	QUARTERLY SCHEDULE				TIME					
							1st	2nd	3rd	4th						
40			Undertake 24km Grading and Patching works within Ofankor Electoral Area	Ofankor Electoral Area	5.00	24km				√	40,000.00			Urban Roads	GNMA	Infrastructure delivery & mgt. (infrastructure development)
41			Undertake 24km Grading and Patching works within Asofan Electoral Area	Asofan	5.00	24km				√	40,000.00			Urban Roads	GNMA	Infrastructure delivery & mgt. (infrastructure development)
42			Undertake 24km Grading and Patching works within Nii Ankraman	Nii Ankraman	5.00	24km				√	40,000			Urban Roads	GNMA	Infrastructure delivery & mgt. (infrastructure development)

			Electoral Area												
43			Undertake 18km Grading and Patching works within Pokuase Electoral Area	Pokuase	5.00	18.00			√	40,000			Urban Roads	GNMA	Infrastructure delivery & mgt. (infrastructure development)
44			Undertake 24km Grading and Patching works within Fise Electoral Area	Fise	5.00	24km			√	40,000			Urban Roads	GNMA	Infrastructure delivery & mgt. (infrastructure development)
45			Undertake 6km Grading and Patching works within Trobu Electoral Area	Trobu	5.00	6km			√	12,000			Urban Roads	GNMA	Infrastructure delivery & mgt. (infrastructure development)
46			2. Desilting/Dredging										Urban Roads	GNMA	Infrastructure delivery & mgt. (infrastructure development)
47			Undertake 800m3 Desilting works at Muus Area Earth Drains, South Ofankor	Muus Area	0.00	0.80			√	40,000			Urban Roads	GNMA	Infrastructure delivery & mgt. (infrastructure development)
48			Undertake 800m3 Desilting works at Veterinary Earth Drain, South Ofankor	Veterinary, South Ofankor	0.80	0.80			√	40,000			Urban Roads	GNMA	Infrastructure delivery & mgt. (infrastructure development)
49			Dredging of Mile 7 river	Mile 7					√	20,000			Works	GNMA	Infrastructure delivery & mgt. (infrastructure development)
50		Drainage and Flood Control	4. Cleaning of Open Drains/Desilting										Urban Roads	GNMA	Infrastructure delivery & mgt. (infrastructure development)
51			Undertake 1.0km Cleaning of Open Drains at Yellow House Road, south Ofankor	Yellow House Road, south Ofankor	0.40	1			√	25,000			Urban Roads	GNMA	Infrastructure delivery & mgt. (infrastructure development)

52			Undertake 1.0km Cleaning of Open Drains at Pokuase Main Road	Pokuase Main Road	0.40	1			√		25,000			Urban Roads	GNMA	Infrastructure delivery & mgt. (infrastructure development)
53			Undertake 1.0km Cleaning of Open Drains at Golden Door Area	Golden Door area	0.40	1			√		25,000			Urban Roads	GNMA	Infrastructure delivery & mgt. (infrastructure development)
54			Undertake 1.0km cleaning of open drains at Ofankor Veterinary 566area, south Ofankor	Ofankor Veterinary Area-South Ofankor	0.40	1			√		25,000			Urban Roads	GNMA	Infrastructure delivery & mgt. (infrastructure development)
55			Undertake 1.0km cleaning of open drains at Pokuase – ACP Road	Pokuase – ACP Road	0.40	1			√		25,000			Urban Roads	GNMA	Infrastructure delivery & mgt. (infrastructure development)
56			Undertake 1.0km cleaning of open drains at I.C.G.C Area, south Ofankor	I.C.G.C Area, South Ofankor	0.40	1			√		25,000			Urban Roads	GNMA	Infrastructure delivery & mgt. (infrastructure development)
57			Undertake 1.0km cleaning of open drains at New Achimota	New Achimota	0.40	1			√		25,000			Urban Roads	GNMA	Infrastructure delivery & mgt. (infrastructure development)
58			Undertake 1.0km cleaning of open drains at Tantra Hills	Tantra Hills	0.40	1			√		25,000			Urban Roads	GNMA	Infrastructure delivery & mgt. (infrastructure development)
59			5. Drainage Works													
60			Drainage Intervention to Alleviate Flood Risk at South Ofankor Ph. II	Confidence, South Ofankor	0.40	0.90			√		2,687,837.85			Urban Roads	GNMA	Infrastructure delivery & mgt. (infrastructure development)
61			Drainage Intervention to Alleviate Flood Risk at ECG	Alhaji	0.00	0.4			√		1,053,039.70			Urban Roads	GNMA	Infrastructure delivery & mgt. (infrastructure development)

			Avenue, Alhaji												
62			Undertake 0.5km Drain Construction works at Asofan Area	Asofan Area	0.00	0.5			√	350,000.00			Urban Roads	GNMA	Infrastructure delivery & mgt. (infrastructure development)
63			Drainage Intervention to Alleviate Flood Risk at Veterinary, South Ofankor Ph. II	Veterinary, South Ofankor	0.6	0.73			√	1,503,851.65			Urban Roads	GNMA	Infrastructure delivery & mgt. (infrastructure development)
64			6. Culvert Construction						√				Urban Roads	GNMA	Infrastructure delivery & mgt. (infrastructure development)
65			Construction of Culvert at Nii Ankraman Electoral Area	Nii Ankraman	1.00	1.00			√	60,000			Urban Roads	GNMA	Infrastructure delivery & mgt. (infrastructure development)
66			Construction of Culvert at Fise Electoral Area	Fise	1.00	1.00			√	90,000			Urban Roads	GNMA	Infrastructure delivery & mgt. (infrastructure development)
67		Transport Infrastructure (Road, Rail, Water And Air)	5. Minor Rehabilitation and Upgrading												
68			Rehabilitation of Mensah Addo to Omanjor Trotro station	Mensah Addo to Omanjor	0.00	1.80			√	18,000,000			Urban Roads	GNMA	Infrastructure delivery & mgt. (infrastructure development)
69			Rehabilitation of Cemetery Road, Ofankor	Cemetery - Road, Ofankor	0.00	1.50			√	21,000,000			Urban Roads	GNMA	Infrastructure delivery & mgt. (infrastructure development)
70			Rehabilitation of Blema Ayawaso and Fanmilk – Amamorley Road	Fanmilk – Amamorley Road	0.00	6.60			√	14,000,000.00			Urban Roads	GNMA	Infrastructure delivery & mgt. (infrastructure development)
71			Rehabilitation of Rocky's Night Market and Acacia Loop –	Acacia Loop – Golden Door	0.00	3.80			√	6,056,961.20			Urban Roads	GNMA	Infrastructure delivery & mgt. (infrastructure development)

			Golden Door Road	Road												
72			Undertake 2km Minor Rehabilitation and Upgrading works at Ofankor Market Roads to Amelia	Ofankor Market Roads to Amelia	0.00	2.00			√	4,089,164.60			Urban Roads	GNMA	Infrastructure delivery & mgt. (infrastructure development)	
73			Undertake 800m3 Desilting works at Muus Area Earth Drains, South Ofankor,	South Ofankor		drains Desilted			√	40,000.00			Urban Roads	GNMA	Infrastructure delivery & mgt. (infrastructure development)	
74			Furnishing of Amanfrom CHPS	Amanfrom		Amanfrom CHPS furnished		√	√	100,000.00	80,000		Works	GNMA	Infrastructure delivery & mgt. (infrastructure development)	
75			Construction of 2unit classroom block at Amarmoley	Amarmoley		2unit classroom constructed		√	√	65,000	50,000		Works	GNMA	Infrastructure delivery & mgt. (infrastructure development)	
76			Construction of 1No.Municipal fire station	Asofan		1No.Municipal fire station constructed			√	360,600	200,000		Works	GNMA	Infrastructure delivery & mgt. (infrastructure development)	
77			Renovation of Pokuase zonal Council	Pokuase		Pokuase zonal council renovated		√	√	50,000.00	34,000		Works	GNMA	Infrastructure delivery & mgt. (infrastructure development)	
78			Construction of 2 unit W.C Toilet at ACP Police Post	ACP		WC toilet constructed		√	√	10,000.00	7,000		Works	GNMA	Infrastructure delivery & mgt. (infrastructure development)	
79			Construction of shelves and planks in the OPD at Ofankor Hospital	Ofankor		Shelves and planks constructed			√	5,000.00			Works	GNMA	Infrastructure delivery & mgt. (infrastructure development)	
80			Construction of concrete platform for 1000 liters Polytank at Ofankor Hospital	Ofankor		Platform constructed		√	√	20,000	10,000		Works	GNMA	Infrastructure delivery & mgt. (infrastructure development)	

81			Furnishing of Asofan Market	Asofan		Asofan market constructed			√	√	15,000		Works	GNMA	Infrastructure delivery & mgt. (infrastructure development)
82		Disaster Management	Clean up and desilting of drains	Municipal Wide		Desilting of drains done		√	√	√		5,000.00	NADMO	GNMA	Infrastructure delivery & mgt. (infrastructure development)
83			To train Assembly members, school children and community leaders on their role in disaster management	Municipal Wide		Assembly members trained		√				5,000.00	NADMO	GNMA	Infrastructure delivery & mgt. (infrastructure development)
84			Organize meetings of Disaster Management Committee	Assembly		Meeting organized		√	√	√		5,000.00	NADMO	GNMA	Infrastructure delivery & mgt. (infrastructure development)
85		Transport Infrastructure	Institute and carry out monitoring schedules at terminals for compliance	Municipal Wide		Monitoring schedules at terminals instituted and carried out		√	√	√		2,250.00	MTO	GNMA	Infrastructure delivery & mgt. (infrastructure development)
86			Undertake monthly collaborated-enforcement of Public Transport permits and Bye-Laws in all parts of the Municipality	Municipal Wide		Public Transport permits and Bye-Laws enforced		√	√	√		5,000.00	MTO	GNMA	Infrastructure delivery & mgt. (infrastructure development)
87		Human Settlements and Housing	Meeting and Field Visit by Technical Sub-Committee.	Municipal Wide		6 Meetings and Field visit Organized		√	√	√	3,000.00	20,000.00	PPD	GNMA	Infrastructure delivery & mgt. (Physical planning)
88			Monitoring and Evaluation of field visits.	Municipal Wide		Field visited and evaluated		√	√	√		5,000.00	PPD	GNMA	Infrastructure delivery & mgt. (Physical planning)
89			Preparation of Planning Schemes	Municipal wide		1 New Schemes prepared and 2 existing ones				√		10,000.00	PPD	GNMA	Infrastructure delivery & mgt. (Physical planning)

						revised											
90			Meetings of the Statutory Planning Committee	Assembly		4 Meetings Organized		√	√	√		1,000.00		PPD	GNMA	Infrastructure delivery & mgt. (Physical planning)	
91			Preparation of Assembly Land Documents.	Municipal Wide		All Assembly's land documents prepared				√	50,000.00			PPD	GNMA	Infrastructure delivery & mgt. (Physical planning)	
SUB TOTAL											17,229,455.00	58,250.00	381,000.00				
GOAL 4: MAINTAIN STABLE, UNITED AND SAFE SOCIETY																	
S/N		SUB-PROGRAMMES	PROJECTS/ACTIVITIES	LOCATION	BASELINE	OUTPUT INDICATORS	QUARTERLY SCHEDULE				INDICATIVE BUDGET			QUARTERLY TIME SCHEDULE		LINKING TO PBB	
							1st	2nd	3rd	4th	GOG (GRF)	IGF	DONOR	LEAD	COLLABORATOR		
92	GOVERNANCE, CORRUPTION AND PUBLIC ACCOUNTABILITY	Government and Decentralization	Training programs: for Admin. on communication, for guard on Unarmed Combat, Physical Security & Crime Prevention, for registry/HODs Staffs on Records Management and ICT Skills, on Financial Reporting for Account Department, 2 Days Training of Administration Staff on Writing & Communication	Assembly	0.00	No. of staffs trained			√	√		15,000.00			HRD		Mgt. & Admin. (General Administration)

93			Preparation of MTDP for 2018	Assembly		MTDP		√				60,000.00		Planning Unit	GNMA	Mgt. & Admin. (General Administration)
94		Civil Society and Civic Engagement	Organize Town Hall Meeting	Municipal Wide		Town Hall Meeting Organized		√	√	√		25,000.00		PLG	GNMA	Mgt. & Admin. (General Administration)
95			Organize Public Hearing on the Implementation of Government Policies, Programs and Projects	Municipal Wide		Community Sensitized on Government Policies and Ownership of Government Projects created			√			20,000		IS D	GNMA	Mgt. & Admin. (General Administration)
96			Organize Annual Interaction between the Assembly and Rate Payers in each Zones	Municipal Wide		Rate Payers Sensitized on the need to pay their rates to the Assembly for development		√				4000.00		IS D	GNMA	Mgt. & Admin. (General Administration)
97			Government and Decentralization	Organize 3 General Assembly Meetings	Assembly		3 General Assembly Meeting Held		√	√	√		28,600.00		Administration	GNMA
98		Organize special Assembly meeting		Assembly		Special Assembly Meeting Organized		√	√	√		30,000.00		Administration	GNMA	Mgt. & Admin. (General Administration)
99		Organize 3 Executive Committee Meetings		Assembly		3 Executive Committee Meetings Held		√	√	√		20,000.00		Administration	GNMA	Mgt. & Admin. (General Administration)
100		Organize Sub-Committee and other statutory meetings		Assembly		2 Statutory Sub-Committee Meetings Organized		√	√	√		40,000.00		Administration	GNMA	Mgt. & Admin. (General Administration)
101		Organize 10 Heads of Department Meeting		Assembly		10 Heads of Department Meetings Organized		√	√	√		15,000.00		Administration	GNMA	Mgt. & Admin. (General Administration)
102		Organize 2 Staff Durbars		Assembly		2 Staff Durbars Organized		√		√		10,000.00		Administration	GNMA	Mgt. & Admin. (General Administration)
10		Facilitate 2		Assembly		Meeting		√		√		6,000.00		Administration	GNMA	Mgt. & Admin. (General Administration)

3			Municipal Education Oversight Committee Meeting			organized					0		ion		(General Administration)
104			Organize Public Complaints Committee Meetings	3	Assembly	Public Complaints Meetings Organized		√	√	√		7,000.00	Administration	GNMA	Mgt. & Admin. (General Administration)
105			Establish Client Service Unit		Assembly	Establishment of Client Service Unit. Ongoing		√				20,000.00	Administration	GNMA	Mgt. & Admin. (General Administration)
106			Homofest Celebration,		Municipal Wide	Supported and			√		30,000.00		Admin.	GNMA	Mgt. & Admin. (General Administration)
107			World Aids Day Celebration,		Municipal Wide	World aids day celebrated			√		4,000.00		Admin.	GNMA	Mgt. & Admin. (General Administration)
108			Collation of all Outgoing and Incoming Correspondences to Store in a Computerized Database			Outgoing and Incoming Correspondences Stored and Data Computerized		√	√	√		5,000.00	Admin.	GNMA	Mgt. & Admin. (General Administration)
109			Undertake Revenue monitoring and Pre-audit on payments			Revenue monitoring and pre-audit Conducted		√	√	√		23,460.00	Audit	GNMA	Mgt. & Admin. (General Administration)
110			Procure 1No. polytank, 8 Office Cabinet, 7 Desktop Computers, 7 UPS, 5 Laptops, 5 Printers, 5 Tables and 5 Swivel Chairs, Clock-in Machine and provide Website for the Assembly, Fridge Guards	1No. polytank, 8 Office Cabinet, 7 Desktop Computers, 7 UPS, 5 Laptops, 5 Printers, 5 Tables and 5 Swivel Chairs, Clock-in Machine and provide Website for the Assembly, Fridge Guards		1No.Polytank procured			√	√		272000.00	Procurement	GNMA	Mgt. & Admin. (General Administration)

			and Extension Boards, and Accessories, Procure End of Year Packages for Staff and Assembly Members, Cleaning Detergents and dust bins and Marriage Books and Certificates													
11 1		Corruption and Economic Crimes	Support anti corrupt programs	Municipal Wide		Programs supported		√	√	√		6,000.00		MPCU	GNMA	Mgt. & Admin. (General Administration)
11 2		Local Civil Society and Civic Engagement	Familiarization tour	Municipal Wide				√	√	√		15,000		Admin		Mgt. & Admin. (General Administration)
11 3			Operation and maintenance	Assembly		Activities done		√	√	√		20,000		Works		Mgt. & Admin. (General Administration)
Sub total											44,000.00	642,060.00	-			

Table 40: 2019 Annual Action Plan

S/N	PROGRAM MES	SUB-PROGRAMM ES	PROJECTS/AC TIVITIES	LOCAT ION	BASELIN E	OUTPUT INDICATORS	QUARTERLY TIME SCHEDULE				INDICATIVE BUDJET			IMPLEMENTATION AGENCIES		LINKING AAP TO PBB	
							1st	2nd	3rd	4th	GOG	IGF	DONOR	LEAD	COLLABORATOR		
GOAL I: TO BUILD PROSPEROUS SOCIETY																	
1	ECONOMIC DEVELOPMENT	Industrial Transformation	Revamp of food processing industry (Praise export)	Pokuase		Food processing industry revamped	√	√	√	√	61,000.00			GNMA	GNMA	Infrastructure Delivery &Mgt (infrastructure Development)	
2			IGF Mobilization (Revenue Mobilization Drive)	Data collection on un-assess zones	Municipal Wide		Meeting Organized		√		√		8,000.00		Finance	GNMA	Infrastructure Delivery &Mgt (infrastructure Development)
3		IGF Mobilization (Implementation of the RIAP)		Installation of 2No. Containers for Revenue Collection Point	Municipal Wide		2No. Containers Installed	√	√				20,000.00		Works Department	GNMA	Infrastructure Delivery &Mgt (infrastructure Development)
4				IGF Mobilization (Revenue Mobilization Drive)	publicity and sensitization on rate payment and revenue mobilization	Municipal Wide			√	√	√	√		9,800.00		Finance	GNMA
5		IGF Mobilization (Valuation and Revaluation of properties)			capacity building for finance staffs, revenue collectors and related staffs	GNMA			√			√		16,000.00		HRD	GNMA
6				valuing of unassessed properties			% increase in IGF	√	√	√	√		35,000.00		Finance	GNMA	Infrastructure Delivery &Mgt (infrastructure Development)

7	IGF Mobilization (Revenue Mobilization Drive	Monitor general revenue collection				√	√	√	√		4,500.00		Finance	GNMA	Infrastructure e Delivery &Mgt (infrastructur e Development	
8		Organize mass revenue mobilization exercise				√	√				22,000.00		Finance	GNMA	Infrastructure e Delivery &Mgt (infrastructur e Development	
9		Systems update and reconciliation of accounts							√			20,000.00		Finance	GNMA	Infrastructure e Delivery &Mgt (infrastructur e Development
10		Purchase of 2no. vehicles for revenue collection	GNMA						√					Procurement	GNMA	Infrastructure e Delivery &Mgt (infrastructur e Development
					2no vehicles purchased						440,000.00					
11		Weekly Monitoring of Activities of Revenue Collectors,	GNMA				√	√	√	√		22,000.00		Finance	GNMA	Infrastructure e Delivery &Mgt (infrastructur e Development
13	Private sector development	Construction of 1No. market shed and 14unit lockable stores at Ofankor Market	Ofankor			√	√				1,000,000.00		Works	GNMA	Infrastructure e Delivery &Mgt (infrastructur e Development	
14	Agricultural and Rural Development	Organise Municipal Farmers Day	GNMA	1	Municipal Farmers Day held				√		11,550.00		MAD	GNMA	Economic Dev't (Agriculture)	
15		Organize Research Extension Linkage Committee Planning Session	GNMA	2	Two(2)RELC sessions held		√	√			1,000.00		MAD	GNMA	Economic Dev't (Agriculture)	

16			Support FBOs and Non-Farm Based Livelihood groups to establish enterprise	GNMA	0%	Eight(8) livelihood groups supported to establish enterprise			√	√		55,000.00		MAD	GNMA	Economic Dev't (Agriculture)
17			Supply Non Farmer Based Groups with improved Poultry birds	GNMA	0%	Forty(40) Farmers and Non Farmers supplied with try birds	√			√		8,800.00		MAD	GNMA	Economic Dev't (Agriculture)
18			Build the capacity of staff and Vegetable farmers on Good Agricultural Practices(GAP)	GNMA	45%	Two(2) IPM/Four(4) workshop(4) field day organized		√	√			5,500.00		MAD	GNMA	Economic Dev't (Agriculture)
19			Organize Demonstration on preparation of Multi Nutrition Block Feed(MNFB) to livestock Farmers.	GNMA	0%	One(1) training & (1) field day organised	√		√		2,750.00			MAD	GNMA	Economic Dev't (Agriculture)
20			Establish Zero grazing demonstration farm	GNMA	0%	One(1) zero grazing farm established	√					3,300.00		MAD	GNMA	Economic Dev't (Agriculture)
21			Organize rabies vaccination for dogs ,Cats, Monkey	GNMA	1	One(1) anti rabies campaign organised	√	√			1,650.00			MAD	GNMA	Economic Dev't (Agriculture)
22			Organize Petite Pneumonia Ruminant (PPR) Disease vaccination	GNMA	1	4000 sheep and goats vaccinated against PPR disease		√	√		8,000.00			MAD	GNMA	Economic Dev't (Agriculture)
23			Build capacity of staff on Monitoring and Evaluation and Management Information Systems	GNMA	0%	Capacity of staff built on monitoring and Information(M&E) and (MIS)	√		√	√		10,120.00		MAD	GNMA	Economic Dev't (Agriculture)

24			Conduct quarterly surveillance and biosecurity on livestock pest and diseases and Poultry houses	GNMA	4	Quarterly Surveillance and biosecurity conducted on livestock and poultry houses	√	√	√	√			2,500.00	MAD	GNMA	Economic Dev't (Agriculture)
25			Organize workshop for rabbits farmers	GNMA	50%	(3) Training for 20 rabbit farmers. Organized.		√	√				3,300.00	MAD	GNMA	Economic Dev't (Agriculture)
26			Build the of Agro processors and horticultural farmers on access to market	GNMA	0%	Twenty (20) Agro-processors and horticultural farmers capacity built on market systems and access					2,750.00			MAD	GNMA	Economic Dev't (Agriculture)
27		Agricultural and Rural Development	Build capacity of livelihood groups and staff on entrepreneurship and Financial skills	GNMA	0%	Eight (8) staff and twenty (20) livelihood group leaders built on entrepreneurship and financial Mgt		√	√			3,850.00		MAD	GNMA	Economic Dev't (Agriculture)
28			Build capacity of staff and FBO Leaders on Logic Frame Work(LFW)	GNMA	0%	Capacity of Eight (8)staff and twenty(20) group Leaders built on development of logic Frame Work		√	√			5,500.00		MAD	GNMA	Economic Dev't (Agriculture)
29			Carry out home and Farm visits to reach actor in the Agric Sector	GNMA	1	114 Home and Farm visits carried out per Agric Extension officer		√	√		2,860.00			MAD	GNMA	Economic Dev't (Agriculture)
30		Extension service)	Organize monitoring and supervision on projects , programs and staff	GNMA	1	24 Monitoring visits & V40 supervising visits carried out by MDA and 80 visits by DDO	√	√	√	√	3,000.00			MAD	GNMA	Economic Dev't (Agriculture)

32			Procure office Computers& accessories, Fuel coupons, stationery	GNMA	1 (15% of total budgets)	Office consumables fuel coupons and stationery procured	√	√			50,000.00		8,000.00	MAD	GNMA	Infrastructure Delivery &Mgt (infrastructure Development)	
33			Procure field Equipment and office equipment	GNMA	0%	Two GPS Hand set , four tables and eight chairs procured	√	√	√	√	35,000		5,000.00	MAD	GNMA	Infrastructure Delivery &Mgt (infrastructure Development)	
34			Construction of Veterinary Clinic	GNMA		Veterinary Clinic constructed	√	√			50,000		20,000	MAD	GNMA	Infrastructure Delivery &Mgt (infrastructure Development)	
35			Renovate office complex	GNMA	0%	Office complex renovated					35,000			MAD	GNMA	Infrastructure Delivery &Mgt (infrastructure Development)	
Sub-Total											698,010.00	250,700.00	67,020.00				
	PROGRAM MES	SUB-PROGRAMMES	PROJECTS/ACTIVITIES	LOCATION	BASELINE	OUTPUT INDICATORS	QUARTERLY SCHEDULE				INDICATIVE BUDGET			IMPLEMENTATION AGENCIES		LINK TO PBB	
							1st	2nd	3rd	4th	GOG	IGF	DONOR	LEAD	COLLABORATOR		
GOAL2: CREATE OPPORTUNITY FOR ALL																	
36	SOCIAL DEVELOPMENT		Quarterly meeting of PHEMT	Ofankor	0	No. of Meetings	√	√	√	√		3,600.00		GNM Assembly	GNMA	Social service (Health)	
37		Primary Healthcare Delivery	Quarterly meeting of Rapid Response Team	Ofankor	0	No. of Meetings	√	√	√	√		2,400.00		GHS	GNMA	Social service (Health)	
38			Organize half yearly active case search for TB/NTD	Ga North Municipality	0	No. of active case searches conducted		√	√	√			2,500.00	GHS	GNMA	Social service (Health)	

39		Organize quarterly CHC meetings	Ga North Municipality	0	No. of Meetings	√	√	√	√	13,200.00			GHS	GNMA	Social service (Health)
40	Population Management	Organize Half yearly 'Family Day'	Health Directorate, Ofankor	0	No. of Family Day Meetings organized	√	√	√	√		1,000.00		GHS	GNMA	Social service (Health)
41	Primary Healthcare Delivery	Organize Performance Review meetings	Health Directorate, Ofankor	0	No. of Reviews organized	√		√			6,000.00		GHS	GNMA	Social service (Health)
42		On-site coaching of 40 midwives on 'Helping Babies Breathe'	Ga North Municipality		No. of Midwives coached		√				3,300.00		GHS	GNMA	Social service (Health)
43	Family Planning and Reproductive Health Education	Train 10 CHOs in Adolescent Health	Ga North Municipality	0	No. of CHOs trained in Adolescent Health		√				3,000.00		GHS	GNMA	Social service (Health)
44	Primary Healthcare Delivery	Organize quarterly durbars on RCH in 3 communities	Ga North Municipality	0	No. of durbars organized	√	√	√	√	16,800.00			GHS	GNMA	Social service (Health)
45		Quarterly supportive monitoring visits to the sub-municipals	Ga North Municipality	0	No. of supportive monitoring visits organized	√	√	√	√	10,000.00			GHS	GNMA	Social service (Health)
46		Organize food demonstration in 10 communities in Ga North Municipality.	Ga North Municipality	100%	No. of food demonstrations organized	√	√	√	√		1,000.00		GHS	GNMA	Social service (Health)
47	Food nutrition	Organize yearly food bazaar	Ofankor	100%	Food bazaar organized		√				2,000.00		GHS	GNMA	Social service (Health)
49	Gender (Skills development)	Train of 20 groups in Income Generating Activity	Municipal wide		Sensitize community members on topical and prevailing issues	√	√	√	√	4,000.00			Dept. of social welfare	GNMA	Social service (social welfare & comm. Dev't)

50			Organize home visits on home management	20 Communities		To become economically self – reliant	√	√	√	√	0	5,200.00		Dept. of social welfare	GNMA	Social service (social welfare & comm. Dev't)	
51		Child and Family Welfare	Carry out community engagement using the child protection tool kits	20 communities			√		√			1,625.00		Dept. of social welfare	GNMA	Social service (social welfare & comm. Dev't)	
52			Disseminate the child and family welfare and justice for child policies among stakeholders	20 communities		To identify child protection policy issues	√	√	√	√	1,000.00			Dept. of social welfare	GNMA	Social service (social welfare & comm. Dev't)	
53			Advocacy on child protection and family welfare	Municipal wide	32 communities 2 mass Edu. program		Children and family become more aware of their rights and report any abuse to the appropriate agencies	√	√	√	√	3,740.00			DSWCD	GNMA	Social service(Social Welfare & Com. .Dev't)
54		Disability development	Commemoration of Int. women's day	Ofankor		Women empowered	√					3,930.00		Dept. of social welfare	GNMA	Social service (social welfare & comm. Dev't)	
55			Create a comprehensive database on people living with Disability (PWDs)	Municipal wide	30PWDS	Fair and equitable social support for them		√	√	√		1,000.00			DSWCD	GNMA	Social service (social welfare & comm. Dev't)
56			Train 30 physically challenged persons	Municipal wide	30 PWDS	Acquire entrepreneurial and financial management skills for business			√				4,450.00		DSWCD	GNMA	Social service (social welfare & comm. Dev't)
57			Organize quarterly disability	Amormo rley	4 meeting	Meeting successfully organized	√	√	√	√			6,240.00		Dept. of social welfare	GNMA	Social service (social welfare & comm. Dev't)

			meetings(DFMC)													
58			Purchase of items for distribution to PWDs			items purchased and equitably distributed	√					120,000.00	Dept. of social welfare	GNMA	Social service (social welfare & comm. Dev't)	
59			Support to disability groups	Municipal wide	1 Support	Groups will be well supported			√			6,010.00	DSW/CD	GNMA	Social service (social welfare & comm. Dev't)	
60			Organize distribution forum to present items to beneficiaries (PWDs)	Amamory	1 forum organized	Enter into business to improve economic life			√			13,300.00	DSW/CD	GNMA	Social service (social welfare & comm. Dev't)	
61			Identify and properly register daycare Centers quarterly	Municipal wide		Daycare Centres registered.		√	√	√	1,600.00		DSW/CD	GNMA	Social service (social welfare & comm. Dev't)	
62			Inspection and Monitoring of Daycare centers quarterly	Municipal - wide	20 day care Centers	For proper supervision and monitoring	√	√	√	√	1,600.00		DSW/CD	GNMA	Social service (social welfare & comm. Dev't)	
63			Register and monitor activities of NGOS quarterly	Municipal wide	10 NGOS	Effective processing and registration of their activities. Generate revenue for the Assembly	√	√	√	√	1,600.00		DSW/CD	GNMA	Social service (social welfare & comm. Dev't)	
64			Coordinate activities and programs of the LEAP program Quarterly	Municipal wide	6 payments	Beneficiaries life will be improved	√	√	√	√	2,000.00		DSW/CD	GNMA	Social service (social welfare & comm. Dev't)	

65		Office building and equipment	I desk computer and its accessories			To effectively and efficiently work						4,500.00		Procurement	GNMA		
66			Two (2) office desk and ten(10) office chairs	Municipal wide		Acquired for office use						10,400.00		Procurement	GNMA		
67			Gender (Skills development)	Formation of new women's group/Adult education	Municipal wide	20 new groups formed	To target the right potential beneficiaries in the very deprived communities	√	√	√	√		2,000.00		Dept. of Social Welfare	GNMA	Social service(Social Welfare & Com. .Dev't)
68				Train 300 women in IGA	Municipal wide	(12 groups with 25 members in each group.)	To become economically self-reliant			√	√		4,600.00		Dept. of Social Welfare	GNMA	Social service(Social Welfare & Com. .Dev't)
69				Mass Education on Government and Assembly's policies/ mass	Municipal wide	2	To be well informed on existing policies.			√	√		3,560.00		Dept. of Social Welfare	GNMA	Social service(Social Welfare & Com. .Dev't)
70		Child and family welfare	Organise home visits to educate Households on prevailing issues	Municipal wide	50 home visits	Household visited	√	√	√	√		1,100.00		Dept. of Social Welfare	GNMA	Social service(Social Welfare & Com. .Dev't)	
71			Monitoring and evaluation for 3 quarters	Municipal wide	3 exercise	Works effectively monitored		√	√	√	1,770.00			DSWCD	GNMA	Social service(Social Welfare & Com. .Dev't)	
73		Office building and equipment	I desk computer and its accessories			To effectively and efficiently work						4,500.00		DSWCD	GNMA	Social service(Social Welfare & Com. .Dev't)	
74			Two (2) office desk and ten(10) office chairs			Acquired for office use						10,400.00		DSWCD	GNMA	Social service(Social Welfare & Com. .Dev't)	

75	Gender (Skills development)	formation of new women's group/Adult education	Municipal wide	20 new groups formed	To target the right potential beneficiaries in the very deprived communities	√	√	√	√		2,000.00		DSWCD	GNMA	Social service(Social Welfare & Com. .Dev't)
76		Train 300 women in IGA	Municipal wide	(12 groups with 25 members in each group.)	To become economically self-reliant			√	√		5,500.00		DSWCD	GNMA	Social service(Social Welfare & Com. .Dev't)
77		Mass Education on Government and Assembly's policies/ mass	Municipal wide	2	To be well informed on existing policies.			√	√		3,560.00		DSWCD	GNMA	Social service(Social Welfare & Com. .Dev't)
78		Monitoring and evaluation for 3 quarters	Municipal wide	3 exercise	Works effectively monitored	√	√	√	√	1,770.00			DSWCD	GNMA	Social service(Social Welfare & Com. .Dev't)
79	Office building and equipment	Logistics – 2 desk top computers and its accessories.	Municipal wide			√				8,000.00		Procurement	GNMA	Social service(Social Welfare & Com. .Dev't)	
80	Education and Training	Organize Workshop for Education Directors	Municipal wide				√	√	√		8,250.00		MED	GNMA	Social service(Education, youth & Sports)
81		Organize STMIE for 64 students	Municipal wide		STMIE organised			√		21,450.00		Science Coordinator	GNMA	Social service(Education, youth & Sports)	
82		Provide School Furniture (tables and chairs)	Municipal wide		providing furniture for effective teaching and learning	√	√	√	√		39,798.00	MA	Finance / Administration	GNMA	Social service(Education, youth & Sports)
83		Organize Sports festivals	Municipal wide		Sport festival organised						50,245.00	MA	Sports Coordinator	GNMA	Social service(Education, youth & Sports)

84		Conduct 4 mock exams for all public JHS pupils	Municipal wide		4 mocks conducted	√	√	√	√		10,188.25		Science Coordinator	GNMA	Social service(Education, youth & Sports)
85		Organize sensitization workshop for girls	Municipal wide		The Disadvantage in society prioritized	√	√	√	√	5,970.00			SHS Coordinator	GNMA	Social service(Education, youth & Sports)
86		Provide Gender Friendly sanitation facilities in basic Schools	Municipal wide		Expand and Improve School Health, Sanitation and System	√	√	√	√	20,000.00			SHEP Coordinator	GNMA	Social service(Education, youth & Sports)
87		Implement Best Teacher Award Scheme	Municipal wide		Award scheme implemented	√	√	√	√	13,600.00			Director of Education	GNMA	Social service(Education, youth & Sports)
88		Provide teaching and learning materials for all schs	Municipal wide		KG learning materials provided for 10 schs	√	√	√	√	3,465.00			Finance / Administration	GNMA	Social service(Education, youth & Sports)
89		Supply of school furniture for primary and JHS schools	Municipal wide		Furniture supplied				√					GNMA	Social service(Education, youth & Sports)
90		Organize my First Day at School	Municipal wide		My First Day at School organized				√	15,000.00	5,000.00		MEO staffs	GNMA	Social service(Education, youth & Sports)
91	Water and Sanitation	Conduct Mass Medical Screening and Certification or Permitting food vendors/Handlers and Hoteliers	Municipal wide		Food Vendors/Handlers Screened and Certified	√	√	√	√		2,000.00		EHSU	GNMA	Social service(Education, youth & Sports)
92		Construction of 1No.W/C Toilet facility at MCD's office and Roofing of the Main Entrance of the office block	Municipal wide		W/C Toilet and Roofing of the Main Entrance Constructed				√		15,000.00		Works Department	GNMA	Social services(Environmental Health & sanitation services)

93			Construction of 1No. 4-seater Toilet facility under GAMA at Amamorley	Municipal wide		GAMA Toilet Facility Constructed				√	10,000.00			Works Department	GNMA	Social services(Environmental Health & sanitation services)
94			Conduct Data Collection of Sanitary site and Registration of Burial Grounds (Cemeteries)	Municipal wide		Data on Sanitary Side Collected, and Burial Grounds Registered	√	√	√	√		2,000.00		EHSU	GNMA	Social services(Environmental Health & sanitation services)
95			Conduct Inspection on Schools and Industries	Municipal wide		Inspection on Schools and Industries Conducted	√	√	√	√		1,500.00		EHSU	GNMA	Social services(Environmental Health & sanitation services)
96			Organize Health Talk and Clean up Exercise	Municipal wide		Health Talk and Clean up exercise organized	√	√	√	√		20,000.00		EHSU	GNMA	Social services(Environmental Health & sanitation services)
SUB-TOTAL											151,895.00	240,726.25	481,800.00			
SUB-PROGRAMMES	PROJECTS /ACTIVITIES	LOCATION	BASELINE	OUTPUT INDICATORS	QUARTERLY TIME SCHEDULE	INDICATIVE BUDJET				IMPLEMENTATION AGENCIES			LINKING AAP TO PBB			
						1st	2nd	3rd	4th	GOG (GRF)	IGF	DONOR	LEAD	COLLABORATOR		
GOAL 3: SAFEGUARD THE NATURAL ENVIRONMENT AND ENSURE RESILIENT BUILT ENVIRONMENT																
97	ENVIRONMENT, INFRASTRUCTURE AND HUMAN SETTLEMENTS	Transport Infrastructure (Road, Rail, Water And Air)	Undertake 24km Grading and Patching works within Afiaman Electoral Area	Afiaman Electoral Area	5.00	24km graded	√	√	√	√	44,000.00			Urban Roads	GNMA	Infrastructure delivery & mgt. (infrastructure development)
98		Climate Variability and Change	Undertake 24km Grading and Patching works within Tantra Electoral Area	Tantra Electoral Area	5.00	24km graded		√		√	44,000.00			Urban Roads	GNMA	Infrastructure delivery & mgt. (infrastructure development)
99			Undertake 24km Grading and	Ofankor Electoral	5.00	24km graded		√		√	44,000.00			Urban Roads	GNMA	Infrastructure delivery &

			Patching works within Ofankor Electoral Area	Area												mgt. (infrastructure development)
100			Undertake 24km Grading and Patching works within Asofan Electoral Area	Asofan Electoral Area	5.00	24km graded		√		√	44,000.00			Urban Roads	GNMA	Infrastructure delivery & mgt. (infrastructure development)
101			Undertake 18km Grading and Patching works within Nii Ankraman Electoral Area	Nii Ankraman Electoral Area	5.00	24km graded		√		√	44,000.00			Urban Roads	GNMA	Infrastructure delivery & mgt. (infrastructure development)
102			Undertake 18km Grading and Patching works within Pokuase Electoral Area	Pokuase Electoral Area	5.00	24km graded		√		√	44,000.00			Urban Roads	GNMA	Infrastructure delivery & mgt. (infrastructure development)
103			Undertake 24km Grading and Patching works within Fise Electoral Area	Fise Electoral Area	5.00	24km graded		√		√	44,000.00			Urban Roads	GNMA	Infrastructure delivery & mgt. (infrastructure development)
104			Undertake 6km Grading and Patching works within Trobu Electoral Area	Trobu Electoral Area	5.00	6.00		√		√	13,200.00			Urban Roads	GNMA	Infrastructure delivery & mgt. (infrastructure development)
105			2. Desilting/Dredging											Urban Roads	GNMA	Infrastructure delivery & mgt. (infrastructure development)
106			Undertake 800m3 Desilting works at Muus Area Earth Drains, South Ofankor	Muus Area	0.00	0.80 desilted			√		40,000			Urban Roads	GNMA	Infrastructure delivery & mgt. (infrastructure development)

107			Undertake 800m3 Desilting works at Confidence Area Earth Drains, South Ofankor	Confidence Area, South Ofankor	0.00	0.80 desilted			√		44,000.00			Urban Roads	GNMA	Infrastructure delivery & mgt. (infrastructure development)
108			Undertake 800m3 Desilting works at Veterinary Earth Drain, South Ofankor	Veterinary, South Ofankor	0.80	0.80 desilted			√		44,000.00			Urban Roads	GNMA	Infrastructure delivery & mgt. (infrastructure development)
109			Undertake 800m3 Desilting works at Veterinary, South Ofankor	South Gate, Spot M	0.80	0.80 desilted			√		44,000.00			Urban Roads	GNMA	Infrastructure delivery & mgt. (infrastructure development)
110		DRAINAGE AND FLOOD CONTROL	4. Cleaning of Open Drains/Desilting											Urban Roads	GNMA	Infrastructure delivery & mgt. (infrastructure development)
111		Transport Infrastructure (Road, Rail, Water And Air)	Undertake 1.0km Cleaning of Open Drains at Yellow House Road, south Ofankor	Yellow House Road, South Ofankor	0.40	1			√		27,500.00			Urban Roads	GNMA	Infrastructure delivery & mgt. (infrastructure development)
112	Undertake 1.0km Cleaning of Open Drains at Pokuase Main Road		Pokuase Main Road	0.40	1			√		27,500.00			Urban Roads	GNMA	Infrastructure delivery & mgt. (infrastructure development)	
113	Undertake 1.0km Cleaning of Open Drains at Golden Door Area		Golden Door area	0.40	1			√		27,500.00			Urban Roads	GNMA	Infrastructure delivery & mgt. (infrastructure development)	
114	Undertake 1.0km cleaning of open drains at Ofankor Veterinary area, south Ofankor		Ofankor Veterinary Area, South Ofankor	0.40	1			√		27,500.00			Urban Roads	GNMA	Infrastructure delivery & mgt. (infrastructure development)	

																development
115		Undertake 1.0km cleaning of open drains at Pokuase – ACP Road	Pokuase – ACP Road	0.40	1			√		27,500.00			Urban Roads	GNMA	Infrastructure delivery & mgt. (infrastructure development)	
116		Undertake 1.0km cleaning of open drains at I.C.G.C Area, south Ofankor	I.C.G.C Area, South Ofankor	0.40	1			√		27,500.00			Urban Roads	GNMA	Infrastructure delivery & mgt. (infrastructure development)	
117		Undertake 1.0km cleaning of open drains at New Achimota	New Achimota	0.40	1			√		27,500.00			Urban Roads	GNMA	Infrastructure delivery & mgt. (infrastructure development)	
118		Undertake 1.0km cleaning of open drains at Tantra Hills	Tantra Hills	0.40	1			√		27,500.00			Urban Roads	GNMA	Infrastructure delivery & mgt. (infrastructure development)	
		7. Drainage Works														
119		Drainage Intervention to Alleviate Flood Risk at South Ofankor Ph. II	Confidence, South Ofankor	0.40	0.90	√	√	√	√	2,956,622.00			Urban Roads	GNMA	Infrastructure delivery & mgt. (infrastructure development)	
120		Drainage Intervention to Alleviate Flood Risk at ECG Avenue, Alhaji	NiiAkraman	0.00	0.4	√	√	√	√	1,158,344.00			Urban Roads	GNMA	Infrastructure delivery & mgt. (infrastructure development)	
121		Undertake 0.5km Drain Construction works at Asofan Area	Asofan Area	0.00	0.5	√	√	√	√	385,000.00			Urban Roads	GNMA	Infrastructure delivery & mgt. (infrastructure development)	
122		Drainage	Veterina	0.6	0.73	√	√	√	√	1,654,238			Urban	GNMA	Infrastructure	

			Intervention to Alleviate Flood Risk at Veterinary, South Ofankor Ph. II	ry. South Ofankor							.00			Roads		e delivery & mgt. (infrastructure development)
123			Culvert Construction											Urban Roads	GNMA	Infrastructure delivery & mgt. (infrastructure development)
124			Construction of Culvert at Nii Ankraman Electoral Area	Nii Ankraman Electoral Area	1.00	1.00	√	√			66,000.00			Urban Roads	GNMA	Infrastructure delivery & mgt. (infrastructure development)
125			Construction of Culvert at Fise Electoral Area	Fise Electoral Area	1.00	1.00	√	√			99,000.00			Urban Roads	GNMA	Infrastructure delivery & mgt. (infrastructure development)
			Minor Rehabilitation and Upgrading													
126			Rehabilitation of Mensah Addo to Omanjor Trotro station	Asofan Electoral Area	0.00	1.80	√	√	√	√	19,800,000.00			Urban Roads	GNMA	Infrastructure delivery & mgt. (infrastructure development)
127			Rehabilitation of Cemetery Road, Ofankor	Ofankor Electoral Area	0.00	1.50	√	√	√	√	23,100,000.00			Urban Roads	GNMA	Infrastructure delivery & mgt. (infrastructure development)
128			Rehabilitation of BlemaAyawaso and Fanmilk – Amamorley Road	Asofan Electoral Area	0.00	6.60	√	√	√	√	15,400,000.00			Urban Roads	GNMA	Infrastructure delivery & mgt. (infrastructure development)
129			Rehabilitation of Rocky's Night Market and Acacia	Tantra Electoral Area	0.00	3.80	√	√	√	√	6,662,659.00			Urban Roads	GNMA	Infrastructure delivery & mgt.

			Loop – Golden Door Road													(infrastructure development)
130			Undertake 2km Minor Rehabilitation and Upgrading works at Ofankor Market Roads to Amelia	Asofan Electoral Area	0.00	2.00	√	√	√	√	4,089,164.60			Urban Roads	GNMA	Infrastructure delivery & mgt. (infrastructure development)
131			Construction of 2no. culverts at Nii Ankraman & Fise	Nii Ankraman & Fise			√	√			151,500.00			Urban Roads	GNMA	Infrastructure delivery & mgt. (infrastructure development)
132			Construction of 3km Drain at Asofan					√			550,000.00			Urban Roads	GNMA	Infrastructure delivery & mgt. (infrastructure development)
133			Undertake 2800m3 desilting works at Muus area earth drains, s. Ofankor					√			154,000.00			Urban Roads	GNMA	Infrastructure delivery & mgt. (infrastructure development)
134			Grading and patching works on 74km of roads								320,000.00			Urban Roads	GNMA	Infrastructure delivery & mgt. (infrastructure development)
135			Undertake 8km cleaning of open drains district wide								220,000.00			NADMO	GNMA	Environmental sanitation mgt (Disaster Prevention & Mgt.)
136		Disaster Management	Organize meetings of Disaster Management Committee	GNMA			√	√	√	√		5,500.00		NADMO	GNMA	Environmental sanitation mgt (Disaster

																Prevention & Mgt.)
137			Clean up exercise and desilting of drains	GNM			√	√	√	√		5,500.00		NADMO	GNMA	Environmental sanitation mgt (Disaster Prevention & Mgt.)
138			To train assembly members, school children and community leaders on their role in disaster management	GNM			√	√	√	√		5,500.00		NADMO	GNMA	Environmental sanitation mgt (Disaster Prevention & Mgt.)
139		Transport infrastructure	Institute and carry out monitoring schedules at terminals for compliance	GNM		Monitoring schedules at terminals instituted and carried out			√	√		2,475.00		MTO	GNMA	Infrastructure delivery & mgt. (infrastructure development)
140			Undertake monthly collaborated-enforcement of Public Transport permits and Bye-Laws in all parts of the Municipality	GNM		Public Transport permits and Bye-Laws enforced			√	√		5,500.00		MTO	GNMA	Infrastructure delivery & mgt. (infrastructure development)
141		Human Settlements and Housing	Meeting and Field Visit by Technical Sub- Committee.	GNM		6 Meetings and Field visit Organized	√	√	√	√	3,300.00	22,000.00		PPD	GNMA	Infrastructure delivery & mgt. (Physical planning)
142			Monitoring and Evaluation of field visits.	GNM			√	√	√	√		5,500.00		PPD	GNMA	Infrastructure delivery & mgt. (Physical planning)
143			Preparation of Planning Schemes	GNMA		1 New Schemes prepared and 2 existing ones revised		√	√			11,000.00		PPD	GNMA	Infrastructure delivery & mgt. (Physical planning)

144			Meetings of the Statutory Planning Committee	GNMA		4 Meetings Organized	√	√	√	√		1,100.00		PPD	GNMA	Infrastructure delivery & mgt. (Physical planning)	
145			Preparation of Assembly Land Documents.	GNM		All Assembly's land documents prepared		√	√	√	55,000.00			PPD	GNMA	Infrastructure delivery & mgt. (Physical planning)	
146		Infrastructure Maintenance	Construction of 3No. Garage at the Municipal Assembly.	GNMA		3No. Garage Constructed			√			10,000.00		Works Department	GNMA	Infrastructure delivery & mgt. (infrastructure development)	
147			Construction of 1st phase of 40 bed facility at Amamorley									660,000.00				Infrastructure delivery & mgt. (infrastructure development)	
148			Fixing of burglar proof at main office									2,200.00				Infrastructure delivery & mgt. (infrastructure development)	
149			Renovation and furniture and fitting of Ofankor zonal council office										22,000.00				Infrastructure delivery & mgt. (infrastructure development)
150			Rehabilitation of library block for MA Amarmoley						√				22,000.00				Infrastructure delivery & mgt. (infrastructure development)
151			Upgrading of Ofankor Market										33,000.00				Infrastructure delivery &

																mgt. (infrastructure development)
152			Construction of 2No. CHPS Compound at Afiaman	To provide access to immediate and first-aid health service		CHPS compound completed		√	√				594,000.00			Infrastructure delivery & mgt. (infrastructure development)
153			Construction of Temporary structure at Amanfrom M/A sch.	To provide space for storage of office items		Temporary structure constructed				√			55,000.00			Infrastructure delivery & mgt. (infrastructure development)
154			Acquisition of refuse disposal site	To check and control refuse disposal		Site acquired				√			220,000.00			Infrastructure delivery & mgt. (infrastructure development)
155			Construction of 2No Police station in the Municipality at Fise	To promote order through law enforcement		Police station constructed				√			374,000.00			Infrastructure delivery & mgt. (infrastructure development)
156			Construction of Recreational park and 10unit washrooms at Pokuase				√	√				880,000.00				Infrastructure delivery & mgt. (infrastructure development)
157			Drilling of 2No. bore hole at Tantra hill	To provide portable water for the		Bore hole mounted				√			300,000.00			

				communi ty													
											78,420,22 7.60	811,075. 00	1,543,000.0 0				
		SUB-PROGRAMMES	PROJECTS/ACTIVITIES	LOCATION	BASELINE	OUTPUT INDICATORS	QUARTERLY TIME SCHEDULE				INDICATIVE BUDGET			IMPLEMENTATION AGENCIES		LINKING AAP TO PBB	
							1st	2nd	3rd	4th	GOG (GRF)	IGF	DONOR	LEAD	COLLABORATOR		
GOAL 4: MAINTAIN STABLE, UNITED AND SAFE SOCIETY																	
158	GOVERNANCE, CORRUPTION AND PUBLIC ACCOUNTABILITY	Government and Decentralization	Training programs: for guards on Unarmed Combat, Physical Security & Crime Prevention, for registry/HODs, Staffs on Records Management and ICT Skills, on Financial Reporting for Account Department, 2 Days Training of Administration Staff on Writing & Communication	GNMA		No. of staffs trained	√	√	√	√		18,150.00		HRD		Mgt. & Admin. (General Administration)	
159		Transparency and Accountability	Organize Town Hall Meeting	GNMA		Town Hall Meeting Organized	√	√	√	√	12,100.00	27,500.00		PLG	GNMA	Mgt. & Admin. (General Administration)	
160			Organize Public Hearing on the Implementation of Government Policies, Programs and Projects	GNMA		Community Sensitized on Government Policies and Ownership of Government Projects created				√	√		22,000.00		ISD	GNMA	Mgt. & Admin. (General Administration)
161			Organize Annual Rate Payers	GNMA		Rate Payers					√	√		4,400.00		ISD	GNMA

			Interaction between the Assembly and Rate Payers in each Zones			Sensitized on the need to pay their rates to the Assembly for development										Admin. (General Administration)
162	Government and Decentralization	Organize 4 General Assembly Meetings	GNMA		4 General Assembly Meeting Held		√	√	√		31,460.00		Administration	GNMA	Mgt. & Admin. (General Administration)	
163		Organize special Assembly meeting	GNMA		Special Assembly Meeting Organized			√	√		33,000.00		Administration	GNMA	Mgt. & Admin. (General Administration)	
164		Organize 4 Executive Committee Meetings	GNMA		4 Executive Committee Meetings Held		√	√	√		22,000.00		Administration	GNMA	Mgt. & Admin. (General Administration)	
165		Organize Sub-Committee and other statutory meetings	GNMA		4 Statutory Sub-Committee Meetings Organized				√	√		44,000.00		Administration	GNMA	Mgt. & Admin. (General Administration)
166		Organize 4 Statutory Sub-Committee Meetings														
167		Organize 4 MUSEC Meeting	GNMA		4 MUSEC Meetings organized		√	√	√		16,500.00		Administration	GNMA	Mgt. & Admin. (General Administration)	
168		Organize Sub-Committee Meetings and Mobilization Allowance for Assembly members	GNMA		Sub-Committee meetings and Mobilization Allowance held			√	√		44,000.00		Administration	GNMA	Mgt. & Admin. (General Administration)	
169		Organize 10 Heads of Department	GNMA		10 Heads of Department Meetings		√	√	√		16,500.00		Administration	GNMA	Mgt. & Admin. (General Administration)	

			Meeting			Organized										Administrati on)
170			Organize 4 Staff Durbars	GNMA		4 Staff Durbars Organized			√	√		11,000.00		Administr ation	GNMA	Mgt. & Admin. (General Administrati on)
171			Facilitate 4 Municipal Education Oversight Committee Meeting	GNMA					√	√		6,600.00		Administr ation	GNMA	Mgt. & Admin. (General Administrati on)
172			Organize 4 Public Complaints Committee Meetings	GNMA		Public Complaints Meetings Organized		√	√	√		7,700.00		Administr ation	GNMA	Mgt. & Admin. (General Administrati on)
173			Establish Client Service Unit	GNMA		Establishmen t of Client Service Unit. Ongoing		√	√	√		22,000.00		Administr ation	GNMA	Mgt. & Admin. (General Administrati on)
174			Homofest Celebration,	GNM		Supported and		√	√		33,000.00				GNMA	Mgt. & Admin. (General Administrati on)
175			World Aids Day Celebration,	GNMA			√				4,400.00				GNMA	Mgt. & Admin. (General Administrati on)
176			Collation of all Outgoing and Incoming Correspondences to Store in a Computerized Database	GNMA		Outgoing and Incoming Correspondences Stored and Data Computerize d			√	√		5,500.00			GNMA	Mgt. & Admin. (General Administrati on)
177			Undertake Revenue monitoring and Pre-audit on payments	GNMA		Revenue monitoring and pre-audit conducted			√	√		25,806.00		Audit	GNMA	Mgt. & Admin. (General Administrati on)

178			Procure 1No. polytank, 8 Office Cabinet, 7 Desktop Computers, 7 UPS, 5 Laptops, 5 Printers, 5 Tables and 5 Swivel Chairs, Clock-in Machine and provide Website for the Assembly, Fridge Guards and Extension Boards, and Accessories, Procure End of Year Packages for Staff and Assembly Members, Cleaning Detergents and dust bins and Marriage Books and Certificates	GNMA		1No.Polytank procured		√				299,200.00		Works Department	GNMA	Mgt. & Admin. (General Administration)
179		Corruption and Economic Crimes	Support anti corrupt programs									6,600.00		MPCU	GNMA	Mgt. & Admin. (General Administration)
180		Attitudinal Change and Patriotism	Perform Data collection on arts and culture institutions in the Ga North Municipal Assembly in 1st quarter of 2019.	GNMA	Data collected on art and culture institutions	-		√			3,500.00			Culture		Mgt. & Admin. (General Administration)
181			Organize one (1) Training programs or Twenty five (25) underprivileged children in (Textile & beads	GNMA	25 underprivileged children trained in Textile And	-		√			12,000.00			Culture	Central Admi	Mgt. & Admin. (General Administration)

			making)		Beads making.											
182			Support all cultural and art events to promote tourism and culture in 3 rd quarter of 2019.	GNMA	Cultural events supports	1			✓	24,00.00				culture	Central Admi	Mgt. & Admin. (General Administration)
183			Organize Choral Festival for 15 choral groups in 4 th quarter of 2019.	GNMA	Choral Festival organized	-			✓	10,000.00				Culture	Central Admi	Mgt. & Admin. (General Administration)
	SUB-TOTAL									99,000.00						
	TOTAL										663,916.00					= 83,427,369.85

Table 41: 2020 Annual Action Plan

S/N	PROGRAMMES	SUB-PROGRAMMES	PROJECTS/ACTIVITIES	LOCATION	BASELINE	OUTPUT INDICATORS	QUARTERLY TIME SCHEDULE				INDICATIVE BUDGET			IMPLEMENTING AGENCIES		LINKING AAP TO PBB	
							1st	2nd	3rd	4th	GOG	IGF	DONOR	LEAD	COLLABORATOR		
GOAL I: TO BILD PREPEROUS SOCIETY																	
1	ECONOMIC DEVELOPMENT	Industrial Transformation	Construction of solar panel industry		-	Solar panel industry constructed	√	√	√	√	35,000.00			GNMA			
2		IGF Mobilization (Revenue Mobilization Drive)	Data collection on un-access zones	Muni. wide	-	Data Collected	√	√	√	√	9,900.00			GNMA	Land Valuation Board	Mgt. & Admin (General Administration)	
3		IGF Mobilization (Implementation of the RIAP)	Installation of 2No. Containers for Revenue Collection Point	Muni. wide	-	Containers Installed	√	√			19,965.00			WORKS	FINANCE, ADMIN.	Mgt. & Admin (General Administration)	
4		IGF Mobilization (Revenue Mobilization Drive)	publicity and sensitization on rate payment and revenue mobilization	Muni. wide	-	Rate payers sensitized		√	√			10,780.00			FINANCE	ADMIN.	Mgt. & Admin (General Administration)
5			capacity building for finance staffs, revenue collectors and related staffs	GNMA	-	Collectors trained	√	√	√	√		17,600.00			FINANCE	ADMIN.	Mgt. & Admin (General Administration)
6			IGF Mobilization	valuing of unassessed properties	Muni. wide	-	Properties valued		√	√		38,500.00			FINANCE	ADMIN.	Mgt. & Admin (General Administration)

		(Valuation and Revaluation of Properties)														
7	IGF Mobilization (Revenue Mobilization Drive)	Monitor general revenue collection	Muni. wide	-	Collection monitored	√	√	√	√		4,950.00		FINANCE	ADMIN.	Mgt. & Admin (General Administration)	
8		organise mass revenue mobilization exercise	Muni. wide		Exercised organised	√	√	√	√		24,200.00		FINANCE	ADMIN.	Mgt. & Admin (General Administration)	
9		Purchase of 2No. vehicle for revenue collection				Vehicle purchased				√	484,000.00		ADMIN	TENDER ENTITY	Mgt. & Admin (General Administration)	
10		Agriculture development (Exhibition of produce)	Celebration of District farmers day	Muni. wide	0%	Forty(40) Farmers and Non Farmers supplied with try birds				√		30,000.00		DEPT OF AGRIC	CSIR	Economic Dev't (Agriculture)
11		Agriculture development (Extension Service)	Research Extension Linkage Committee.(REL) Planning Session		45%	Two(2)		√	√				5,000.00	DEPT OF AGRIC	CSIR/MOF	Economic Dev't (Agriculture)
12	Agriculture development (Innovation and training)	Women in mushroom production and alternative livelihood.	Muni. wide		training & (1) field day organized	√	√	√	√			12,000.00	DEPT OF AGRIC		Dev't (Agriculture)	
13		Build the capacity of staff	GNMA		Capacity built	√	√	√	√		10,120.00	1,650.00	DEPT OF AGRIC	CSIR-ANIMAL RESEARCH INST	Economic Dev't (Agriculture)	
14		Build the capacity of MIS	GNMA		Capacity built	√			√			2,420.00	DEPT OF AGRIC	AGRIBUSINESS(MOFA)	Economic Dev't (Agriculture)	
15		Support youth in rabbit production	Municipal Wide	0%	One(1) zero grazing farm established	√	√					8,600.00	DEPT OF AGRIC	VET DIRECTORATE/GNMA	Economic Dev't (Agriculture)	

16			Support farm families with improved breeds of poultry birds	Municipal Wide	1	One(1) anti rabbis campaign organized		√				10,000.00	DEPT OF AGRIC	PPRS(M OFA)	Economic Dev't (Agriculture)
17			Train staff and vegetable farmers on value chain in leafy vegetables (Cabbage and lettuce) and root crops.	Municipal Wide	1	4000 sheep and goats vaccinated against PPR disease	√	√	√	√		6,500.00	DEPT OF AGRIC	CSIR-ANIMAL RESEAR CH INST	Economic Dev't (Agriculture)
18			Train staff and livestock farmers on nutritional requirement of small ruminants and Pigs	Municipal Wide		Staffs trained	√	√	√	√		9,000.00	DEPT OF AGRIC	CSIR-ANIMAL RESEAR CH INST.	Economic Dev't (Agriculture)
19			Conduct demonstration vegetable production (Cabbage and garden eggs)	Municipal Wide		Demonstration conducted	√	√	√	√		10,000.00	DEPT OF AGRIC	VET UNIT	Economic Dev't (Agriculture)
20			Train farmers on pest diseases identification and safe use of agrochemicals .	Municipal Wide		Farmers trained	√	√	√	√		10,000.00	DEPT OF AGRIC	VET UNIT	Economic Dev't (Agriculture)
21		Extension service)	Undertake Petit Pneumonia Ruminant(PP R) Vaccination on small ruminant (sheep and Goat)	Municipal Wide		Vaccination undertaken	√				3,500.00		DEPT OF AGRIC	VET UNIT/LI VESTOC K UNIT	Economic Dev't (Agriculture)

22		Extension service)	Intensify surveillance to reduce spread of diseases outbreak in the municipality	Municipal Wide		Activities done	√	√	√	√			8,000.00	DEPT OF AGRIC	MOFA-AGRIBUSINESS	Economic Dev't (Agriculture)	
23		Agricultural and Rural Development	Establish a zero grazing sheep demonstration Farm.	Municipal Wide		Grazing established		√					5,000.00	DEPT OF AGRIC	GIMPA	Economic Dev't (Agriculture)	
			Organise workshop for rabbit's farmers	Municipal Wide		Workshop organized	√	√	√	√				3,300.00	DEPT OF AGRIC	GNMA	Economic Dev't (Agriculture)
24			Train FBO Executives on entrepreneurship (developing action plan)	GNMA		FBO executive established	√		√					10,200.00	DEPT OF AGRIC	REGIONAL AGRIC DIRECTORATE/ GNMA	Economic Dev't (Agriculture)
25			Organise workshop for staff and FBO leaders on how to develop logic model of programme		Organise workshop for staff and FBO leaders on how to develop logic model of programme	Workshop organised	√		√					8,000.00	DEPT OF AGRIC	RADU/ GNMA	Economic Dev't (Agriculture)
26			Organize a workshop for Agro processors and horticultural farmers	Municipal Wide	Organize a workshop for Agro processors and horticultural farmers	Workshop organized		√						4,800.00	DEPT OF AGRIC	GNMA	Economic Dev't (Agriculture)
27			Carry out home and farm visits to reach actors along the value chain with improve technology and supervise	Municipal Wide	Carry out home and farm visits to reach actors along the value chain with improve technology and supervise	Home and farm visit carried out	√	√	√	√	6,600.00				DEPT OF AGRIC	GNMA	Economic Dev't (Agriculture)

			implemenatio n activities		implementatio n activities												
28			Performance and technical review meetings	GNMA		Meetings performed	√	√	√	√			7,000.00	DEPT OF AGRIC	GNMA	Economic Dev't (Agriculture)	
29		Agricultural and Rural Development	Organise quarterly and annual management meetings	GNMA		Annual management meeting organized	√	√	√	√		8,800		DEPT OF AGRIC	GNMA	Economic Dev't (Agriculture)	
30			Monitoring & Supervision.			Activity done	√	√	√	√			56,500,00	DEPT OF AGRIC	GNMA	Economic Dev't (Agriculture)	
31		Office building and equipment	procure computers and its accessories			Items procured	√				16,200.00			DEPT OF AGRIC	GNMA	Economic Dev't (Agriculture)	
32			Office complex renovated			Office renovated		√			38,500.00			DEPT OF AGRIC	GNMA	Economic Dev't (Agriculture)	
33			Construction of Veterinary Clinic			Veterinary constructed			√		55,000.00		22,000.00	DEPT OF AGRIC	GNMA	Economic Dev't (Agriculture)	
34			Procure Field Equipment and Office equipment			Equipment's procured			√		38,500.00		5,500.00	DEPT OF AGRIC	GNMA	Economic Dev't (Agriculture)	
		Sub-Total										745,665.00	106,450.00	205,470.00			
S/N	PROGRAMMES	SUB-PROGRAMMES	PROJECTS/ACTIVITIES	LOCATION	BASELINE	OUTPUT INDICATORS	QUARTERLY TIME SCHEDULE				INDICATIVE BUDGET			IMPLEMENTING AGENCIES		LINK TO PBB	
							1st	2nd	3rd	4th	GOG	IGF	DONOR	LEAD	COLLABORATOR		
GOAL 2 : CREATE OPPORTUNITY FOR ALL																	
35	SOCIAL DEVELOPMENT	Primary Healthcare Delivery	Quarterly meeting of PHEMT			Meeting organized	√	√	√	√			3,960.00		MHD	GNMA	Social service (Health)

36			Quarterly meeting of Rapid Response Team			Meeting organized	√	√	√	√		2,640.00		MHD	GNMA	Social service (Health)
37			Organize half yearly active case search for TB/NTD			Activity organized		√	√	√			2,750.00	MHD	GNMA	Social service (Health)
38			Organize quarterly CHC meetings			Meeting organized	√	√	√	√	14,520.00			MHD	GNMA	Social service (Health)
39			Organize Performance Review meetings			Meeting organized	√		√			6,600.00		MHD	GNMA	Social service (Health)
40			On-site coaching of 40 midwives on 'Helping Babies Breathe'			Midwife coached		√					3,630.00	MHD	GNMA	Social service (Health)
41			Organize quarterly durbars on RCH in 3 communities			Quarterly Durbars organized	√	√	√	√	18,480.00			MHD	GNMA	Social service (Health)
42			Quarterly supportive monitoring visits to the sub-municipals			Visit to the sub municipals monitored	√	√	√	√	11,000.00			MHD	GNMA	Social service (Health)
43		Population Management	Organize Half yearly 'Family Day'			Family day organised	√		√				1,100.00	MHD	GNMA	Social service (Health)
44		Family Planning and Reproductive Health Education	Train 10 CHOs in Adolescent Health				√	√	√	√			3,300.00	MHD	GNMA	Social service (Health)

45		Food Nutrition	Organize food demonstration in 10 communities in Ga North Municipality.			Demonstration organized		√					3,000.00	MHD	GNMA	Social service (Health)
46			Organize yearly food bazaar			Programme organized		√					2,200.00	MHD	GNMA	Social service (Health)
49			Organize Municipal Annual Educational Review Meeting for stakeholders	Municipal Wide	100 stakeholders	100		√	√	√	√		10,000.00	MED	GNMA	Social service (Education, youth & sports)
52			Train Statistics Officers in information Management		2 workshops	Statisticians trained		√		√			9,288.6	MED	GNMA	Social service (Education, youth & sports)
55		EDUCATION & TRAINING	Conduct regular payroll audit in Basic schs to streamline staffing (9 times)		3 termly	3 termly		√	√	√			10,203.00	MED	GNMA	Social service (Education, youth & sports)
56			Conduct Mngt training workshop for Headteachers on the use of capitation grants		134 heads of schools	134 heads of schools		√	√	√	√	11,711.37		MED	GNMA	Social service (Education, youth & sports)
57			Organize termly data collection	Municipal wide	KG materials for 30 schs	KG materials for 30 schs		√	√	√	√	20,000.00		MED	GNMA	Social service (Education, youth & sports)
58			Organize sensitization workshops for Annual sch census Exercise		KG materials for 30 schs	KG materials for 30 schs		√	√	√	√	11,711.44		MED	GNMA	Social service (Education, youth & sports)

59			Organize workshop for head teachers and caterers to minimize administrative cost of school feeding programme						√	12,026.00				MED	GNMA	Social service (Education, youth & sports)	
60			A seminar to sensitize SMC's, PTA's and Circuit Supervisors to monitor activities of the GSFP						√	15,000.00				MED	GNMA	Social service (Education, youth & sports)	
61		Environmental sanitation (Hygiene education)	Organize a workshop for caterers on the hygienic preparation of nutritious food						√		9,162.53			MED	GNMA	Social service (Education, youth & sports)	
62		Basic education (Teaching and learning materials)	Provide teaching and learning materials for all schs	Municipal wide	KG learning materials provided for 10 schs	KG learning materials provided for 10 schs	√	√	√	√	12,778.78			MED	GNMA	Social service (Education, youth & sports)	
63			12 teachers from deprived areas received incentive packages		6 teachers to receive incentive packages	6 teachers to receive incentive packages	√	√	√	√	10,305.44			MED	GNMA	Social service (Education, youth & sports)	
64			Organize 2 inset training for head teachers		Organize 2 inset training for head teachers	Organize 2 inset training for head teachers	√		√		8,655.00			MED	GNMA	Social service (Education, youth & sports)	
65			Provide School Furniture (tables and chairs)		Provide School Furniture (200 tables and 200 chairs)	providing furniture for effective teaching and learning	√	√	√	√		43,777.8			MED	GNMA	Social service (Education, youth & sports)

66			Implement Best Teacher Award Scheme		Effectiveness of Teacher Preparation, Upgrading and Development.	Effectiveness of Teacher Preparation, Upgrading and Development.	√	√	√	√	14,960.00				MED	GNMA	Social service (Education, youth & sports)
67							√										
68		Basic education (Enrolment Drive)	Organize my First Day at School	Municipal wide		My First Day at School organized	√				16,500.00	5,500.00			MEO staffs	GNMA	Social service (Social Welfare & Com. Dev't)
69			Organize cultural festivals at all levels	Municipal wide		3 schs represent the municipal for MMDs competitions	√	√	√		9,117.00				Culture Coordinator	GNMA	Social service (Education, youth & sports)
70			Provide Gender Friendly sanitation facilities in basic Schools	Municipal wide	10 selected schs	Expand and Improve School Health, Sanitation and System	√	√			22,000.00				SHEP Coordinator	GNMA	Social service (Education, youth & sports)
71			Provide Guidance and Counseling Service at all levels	Municipal wide	Provide Guidance and Counseling Service at all levels (2 termly)	Percent of first year intake increased.	√	√	√	√	27,370.68				Guidance & Counseling Coordinator	GNMA	Social service (Education, youth & sports)
72			Organise 4 Workshop on Creation of policy awareness for headteachers and headmasters at all levels in the admission process				√	√	√	√			53,240.00			GNMA	Social service (Education, youth & sports)
73			Provide Teaching and Learning Materials especially Science	All Schools	10 lab materials for all basic schs	Increase Provision of accessibility to textbooks and other teaching and learning	√	√	√	√	159,720.00				Science Coordinator	GNMA	Social service (Education, youth & sports)

					materials											
74		Provide Science Consumable public SHS	St. John's Grammer School	10 lab consumables 3 SHS	Science, Mathematics and Technology enhanced.	√	√	√	√		48,155.58		SHS Coordinator	GNMA	Social service (Education, youth & sports)	
75	Basic education (STMIE Clinics)	Organize STME Clinics and Science Fair Annually	All Schools	25 selected students	Promotion of Science, Mathematics and Science Technology.	√	√	√	√	18,100.00			Science Coordinator	GNMA	Social service (Education, youth & sports)	
76		Organize SPAM using SEA results	All schools	All schools	All schools	√	√	√	√	9,000.00			D/D Supervisor	GNMA	Social service (Education, youth & sports)	
77	Basic education (Sports and culture Development)	Organize Sports festivals	Some selected Schools	All schools	All schools	√	√	√	√		55,269.00		Sports Coordinator	GNMA	Social service (Education, youth & sports)	
78		Organize workshops for special Education Teachers	M.E.O	3 workshops	3 workshops	√	√	√		10,000.00				GNMA	Social service (Education, youth & sports)	
79		Conduct 4 mock exams for all public JHS pupils	JHS THREE STUDENTS	4 mocks conducted	4 mocks conducted	√	√	√	√		11,207.00		Science Coordinator	GNMA	Social service (Education, youth & sports)	
80		Deworming exercise for all basic schools				√	√	√	√	8,600.00				GNMA	Social service (Education, youth & sports)	
81	Gender (Skills development)	Organize sensitization workshop for girls	SHS	All public schools	The Disadvantage in society prioritized	√	√	√	√	6,000.00		4,000.00	SHS Coordinator	GNMA	Social service (Education, youth & sports)	

82			Advocacy on child protection and family welfare	Municipal wide	10 selected communities	Child protection advocated	√	√	√	√	6,000.00			Dept. of Social Welfare	GNMA	Social service(Social Welfare & Com. .Dev't
83		Disability development	Create a comprehensive database on people living with Disability (PWDs)	Municipal wide	50 PWDS	Database created		√	√	√	3,000.00			Dept. of Social Welfare	GNMA	Social service(Social Welfare & Com. .Dev't)
84			Train 40 physically challenged persons	Municipal wide	1 training	Physically challenge person trained			√		6,000.000	3,000.00		Dept. of Social Welfare	GNMA	Social service(Social Welfare & Com. .Dev't)
85			Organise quarterly disability meetings (DFMC)	Amamorley	4 meetings	Meeting organized	√	√	√	√		6,000.00		Dept. of Social Welfare	GNMA	Social service(Social Welfare & Com. .Dev't)
86			Purchase of items for distribution to PWDs			Items purchased			√		9,000.000	6,000.00			GNMA	Social service(Social Welfare & Com. .Dev't)
87			Support to disability groups	Municipal wide	2 supports	Disability supported			√			8,000.00		Dept. of Social Welfare	GNMA	Social service(Social Welfare & Com. .Dev't)
88			Organise distribution forum to present items to beneficiaries (PWDs)		1forum	Forum organized			√			9,500.00		DSWCD	GNMA	Social service(Social Welfare & Com. .Dev't)

89		Child and family welfare	Inspection and Monitoring of Daycare centers quarterly	Municipal wide	15	Daycare center inspected and monitored	√	√	√	√	4,400.00			DSWCD	GNMA	Social service(Social Welfare & Com. .Dev't)
90			Register and monitor activities of NGOS quarterly	Municipal wide	10 Ngos	Activities registered and monitored	√	√	√	√	7,000.00			DSWCD	GNMA	Social service(Social Welfare & Com. .Dev't)
91		Social protection	Coordinate activities and programmes of the LEAP program Quarterly	Beneficiary communities	6 Payments	Activities coordinated	√	√	√	√	4,500.00			DSWCD	GNMA	Social service(Social Welfare & Com. .Dev't)
92		Gender equality	Commemoration of Int. day of persons with disabilities (3 rd Dec)	Pokuase		activity organized				√	6,000.00		3,000.00	DSWCD	GNMA	Social service(Social Welfare & Com. .Dev't)
93		Gender (Skills development)	Train 35 communities in IGA	Municipal wide	4trainings	35 Communities train	√	√	√	√	7,000.00			DSWCD	GNMA	Social service(Social Welfare & Com. .Dev't)
94		Gender (Skills development)	Organize home visits to educate Them on home management	Municipal wide	48(2 x a week)	Meeting organized	√	√	√	√	7,000.00			DSWCD	GNMA	Social service(Social Welfare & Com. .Dev't)
95			Organize Adult Education class	Municipal wide	48 class	Programme organized	√	√	√	√	9,000.00			DSWCD	GNMA	Social service(Social Welfare & Com. .Dev't)
96			Organize mass Education in the	Municipal wide	4	Programme organized	√	√	√	√	6,500.00	5,000.00		DSWCD	GNMA	Social service(Social Welfare & Com. .Dev't)

			communities													.Dev't)
97			Monitoring and evaluation for 3 quarters		3 times	Activity monitored and evaluated		√	√	√	4,360.00	3,000.00		DSWCD	GNMA	Social service(Social Welfare & Com. .Dev't)
100			Train of 25 groups in Income Generating Activity	Municipal wide		To become economically self – reliant	√	√	√	√	6,500.00			DCD	GNMA	Social service(Social Welfare & Com. .Dev't)
101		Waste Management and Environmental Sanitation	Organize home visits on home management	Municipal wide		Activity organized	√	√	√	√		6,666.25		DCD	GNMA	Social service(Social Welfare & Com. .Dev't)
102			Carry out community engagement using the child protection tool kits	Municipal wide		To identify child protection policy issues	√	√	√	√	3,000.00			DCD	GNMA	Social service(Social Welfare & Com. .Dev't)
103			Disseminate the child and family welfare and justice for child policies among stakeholders	Municipal wide		To report issues to the appropriate agencies	√	√	√	√	3,000.00			DCD	GNMA	Social service(Social Welfare & Com. .Dev't)
104			Noise nuisance control	Municipal wide		Acceptable sound levels maintained	√	√	√	√		8,000.00		MEHO	GPS, JSG, EPA LSD	Social services(Environmental Health & sanitation services)
105			Proper refuse management	Municipal wide		Refuse properly managed	√	√	√	√		6,000.00		MEHO	Assemblymen, Traditional Authorities, MISD	Social services(Environmental Health & sanitation services)

106			Hygiene education In Schools (School Health programme)	Municipal wide		Schools sensitized on personal hygiene	√			√	5,000.00		3,000.00	MEHO	GES	Social services(Environmental Health & sanitation services)	
107		Waste Management and Environmental Sanitation	Environmental Sanitation and clean up exercise	Municipal wide -		Clean ups exercised Organized	√	√	√	√	8,000.00			MEHO	ISD, Assemblymen	Social services(Environmental Health & sanitation services)	
108			Sanitary disposal of dead body (burial of pauper)	Municipal wide		Dead bodies (paupers) Sanitarily buried	√	√	√	√	10,000.00			MEHO	Assemblymen, Traditional Authority	Social services(Environmental Health & sanitation services)	
109			Health Screening and Certification of food vendors	Municipal wide		Food vendors screened	√	√	√	√		6,000.00			MEHO	ISD, MOH, RD	Social services(Environmental Health & sanitation services)
SUB-TOTAL											10,242,650.1	353,705.00	49,269.6				
S/N	P	SUB-PROGRAMMES	PROJECTS/ACTIVITIES	LOCATION	BASELINE	OUTPUT INDICATORS	QUARTERLY TIME SCHEDULE				INDICATIVE BUDGET				IMPLEMENTATION AGENCIES		LINKING AAP TO PBB
							1st	2nd	3rd	4th	GOG (GRF)	IGF	DONOR	DACF	LEAD	COLLABORATOR	
GOAL 3: SAFEGUARD THE NATURAL ENVIRONMENT AND ENSURE RESILIENT BUILT ENVIRONMENT																	
110	ENVIRONMENT, INFRASTRUCTURE AND HUMAN SETTLEMENTS	Transport Infrastructure (Road, Rail, Water And Air) Variability and Change	Undertake 14km Grading and Patching works within Afiaman Electoral Area	Afiaman Electoral Area	16.00	14.00		√		√	56,000.00				Urban Roads	GNMA	Infrastructure delivery & mgt. (infrastructure development)
111			Undertake 10km	Tantra Electoral	14.00	10.00		√		√	50,000.00				Urban Roads	GNMA	Infrastructure delivery

			Grading and Patching works within Tantra Electoral Area	Area													& mgt. (infrastructure development)
112			Undertake 16km Grading 113and Patching works within Ofankor Electoral Area	Ofankor Electoral Area	20.00	16.00		√		√	64,000.00			Urban Roads	GNMA		Infrastructure delivery & mgt. (infrastructure development)
113			Undertake 20km Grading and Patching works within Asofan Electoral Area	Asofan Electoral Area	24.00	20.00		√		√	80,000.00						Infrastructure delivery & mgt. (infrastructure development)
114			Undertake 14km Grading and Patching works within Nii Ankraman Electoral Area	Nii Ankraman Electoral Area	18.00	14.00		√		√	56,000.00						Infrastructure delivery & mgt. (infrastructure development)
115			Undertake 22km Grading and Patching works within Pokuase Electoral Area	Pokuase Electoral Area	24.00	22.00		√		√	88,000.00			Urban Roads	GNMA		Infrastructure delivery & mgt. (infrastructure development)
116			Undertake 18km Grading and Patching works within Fise Electoral Area	Fise Electoral Area	20.00	18.00		√		√	72,000.00						Infrastructure delivery & mgt. (infrastructure development)

			Desilting/Dredging				√										
117			Undertake 500m3 Desilting works at Muus Area Earth Drains, South Ofankor	Muus Area	1.00	0.50		√				30,000.00			Urban Roads	GNMA	Infrastructure delivery & mgt. (infrastructure development)
118			Undertake 400m3 Desilting works at Confidence Area Earth Drains, South Ofankor	Confidence Area, South Ofankor	0.80	0.40		√				30,000.00			Urban Roads	GNMA	Infrastructure delivery & mgt. (infrastructure development)
119			Undertake 400m3 Desilting works at Veterinary Earth Drain, South Ofankor	Veterinary, South Ofankor	0.80	0.40		√				30,000.00			Urban Roads	GNMA	Infrastructure delivery & mgt. (infrastructure development)
120			Undertake 500m3 Desilting works at Veterinary, South Ofankor	South Gate, Spot M	1.00	0.50		√				30,000.00			Urban Roads	GNMA	Infrastructure delivery & mgt. (infrastructure development)
		Drainage and Flood Control	Cleaning of Open Drains/Desilting														
121			Undertake 1.0km Cleaning of Open Drains at Yellow House Road, south Ofankor	Yellow House Road, south Ofankor	1.00	1.00		√				27,500.00			Urban Roads	GNMA	Infrastructure delivery & mgt. (infrastructure development)
122			Undertake 1.0km Cleaning of	Pokuase Main Road	1.00	1.00		√				27,500.00			Urban Roads	GNMA	Infrastructure delivery & mgt.

			Open Drains at Pokuase Main Road													(infrastructure development)
123			Undertake 1.0km Cleaning of Open Drains at Golden Door Area	Golden Door area	1.00	1.00		√			27,500.00			Urban Roads	GNMA	Infrastructure delivery & mgt. (infrastructure development)
124			Undertake 1.0km cleaning of open drains at Ofankor Veterinary Area, South Ofankor	Ofankor Veterinary Area, South Ofankor	1.00	1.00		√			27,500.00			Urban Roads	GNMA	Infrastructure delivery & mgt. (infrastructure development)
125			Undertake 1.0km cleaning of open drains at Pokuase – ACP Road	Pokuase – ACP Road	1.00	1.00		√			27,500.00			Urban Roads	GNMA	Infrastructure delivery & mgt. (infrastructure development)
126			Undertake 1.0km cleaning of open drains at I.C.G.C Area, south Ofankor	I.C.G.C Area, South Ofankor	1.00	1.00		√			27,500.00			Urban Roads	GNMA	Infrastructure delivery & mgt. (infrastructure development)
127			Undertake 1.0km cleaning of open drains at New Achimota	New Achimota	1.00	1.00		√			27,500.00			Urban Roads	GNMA	Infrastructure delivery & mgt. (infrastructure development)
128			Undertake 1.0km cleaning of open drains at Tantra Hills	Tantra Hills	1.00	1.00		√			27,500.00					Infrastructure delivery & mgt. (infrastructure development)

			Pothole Patching														Infrastructure delivery & mgt. (infrastructure development)	
129			Undertake 1,400m ³ of premix patching in Trobu electoral area	Trobu Electoral Area	14.0	14.0	√	√	√	√	130,000.00				D.U.R, Greater Accra	GNMA	Infrastructure delivery & mgt. (infrastructure development)	
130			Undertake 800m ³ of premix patching in Tantra electoral area	Tantra Electoral Area	8.0	8.0	√	√	√	√	92,000.00				D.U.R, Greater Accra	GNMA	Infrastructure delivery & mgt. (infrastructure development)	
131			Undertake 600m ³ of premix patching in Nii Akraman electoral area	Nii Akraman Electoral Area	6.0	6.0	√	√	√	√	74,000.00				D.U.R, Greater Accra	GNMA	Infrastructure delivery & mgt. (infrastructure development)	
132			Undertake 600m ³ of premix patching in Ofankor area	Ofankor Electoral Area	6.0	6.0	√	√	√	√	74,000.00				D.U.R, Greater Accra	GNMA	Infrastructure delivery & mgt. (infrastructure development)	
133			Undertake 600m ³ of premix patching in Asofan area	Asofan Electoral Area	6.0	6.0	√	√	√	√	74,000.00				D.U.R, Greater Accra	GNMA	Infrastructure delivery & mgt. (infrastructure development)	
134			Undertake 600m ³ of premix patching in Pokuase area	Pokuase Electoral Area	6.0	6.0	√	√	√	√	74,000.00							

135			Undertake 400m³ of premix patching in Fise area	Fise Electoral Area	4.0	4.0	√	√	√	√	56,000.00						Infrastructure delivery & mgt. (infrastructure development)
136			Undertake 400m³ of premix patching in Afiaman	Afiaman Electoral Area	4.0	4.0	√	√	√	√	56,000.00						Infrastructure delivery & mgt. (infrastructure development)
			Drainage Works				√										Infrastructure delivery & mgt. (infrastructure development)
137			Drainage Intervention to Alleviate Flood Risk at South Ofankor Ph. II	Confidence, South Ofankor	67% completion	0.90	√	√			4,687,837.85				Urban Roads	GNMA	Infrastructure delivery & mgt. (infrastructure development)
138			Drainage Intervention to Alleviate Flood Risk at ECG Avenue, Alhaji	Nii Akraman	67% completion	0.4	√	√			3,053,039.70				Urban Roads	GNMA	Infrastructure delivery & mgt. (infrastructure development)
139			Undertake 1.00km Drain Construction works at Pokuase Area	Pokuase Electoral Area	67% completion	1.00	√	√	√	√	950,000.00						Infrastructure delivery & mgt. (infrastructure development)
140			Drainage Intervention to Alleviate Flood Risk at Veterinary,	Veterinary, South Ofankor	67% completion	0.73	√	√			3,503,851.65						Infrastructure delivery & mgt. (infrastructure development)

			South Ofankor Ph. II														development)
			Culvert Construction				√										
141			Construction of Retaining Walls To Christ Home Avenue Culvert, New Achimota	Trobu Electoral Area	0.00	1.00	√	√			90,000.00				Urban Roads	GNMA	Infrastructure delivery & mgt. (infrastructure development)
142			Construction of Double 1.2m Pipe Culvert at Pokuase	Pokuase Electoral Area	0.00	1.00	√	√			94,300.00				Urban Roads	GNMA	Infrastructure delivery & mgt. (infrastructure development)
143			Construction of Box Culverts at Tantra Hills	Tantra Electoral Area	0.00	2.00	√	√	√		460,000.00				Urban Roads	GNMA	Infrastructure delivery & mgt. (infrastructure development)
		Transport Infrastructure	Minor Rehabilitation and Upgrading				√								Urban Roads	GNMA	
144			Undertake 2km Minor Rehabilitation and Upgrading works at Ofankor Market Roads to Amelia	Asofan Electoral Area	71% completion	2.00	√	√			6,089,164.60				Urban Roads	GNMA	Infrastructure delivery & mgt. (infrastructure development)
145			Rehabilitation of Mensah Addo to Omanjor Trotro station	Asofan Electoral Area	71% completion	1.80	√	√			7,900,000.00				Urban Roads	GNMA	Infrastructure delivery & mgt. (infrastructure development)

146			Rehabilitation of Cemetary Road, Ofankor	Ofankor Electoral Area	71% completion	1.50	√	√			9,000,000.00			Urban Roads	GNMA	Infrastructure delivery & mgt. (infrastructure development)
147			Rehabilitation of Blema Ayawaso and Fanmilk – Amamorley Road	Asofan Electoral Area	71% completion	6.60	√	√			26,000,000.00			Urban Roads	GNMA	Infrastructure delivery & mgt. (infrastructure development)
148			Rehabilitation of Rocky’s Night Market and Acacia Loop – Golden Door Road	Tantra Electoral Area	71% completion	3.80	√	√			8,056,961.20			Urban Roads	GNMA	Infrastructure delivery & mgt. (infrastructure development)
149			Rehabilitation of Ofankor Hospital Link Roads Asofan to Seven Days Road (3.32km)	Asofan Electoral Area	67% completion	3.32	√	√			10,881,556.57			Urban Roads	GNMA	Infrastructure delivery & mgt. (infrastructure development)
150			Rehabilitation of Abensu-Afiaman Taxi Rank Road	Afiaman Electoral Area	67% completion	1.20	√	√			4,698,189.88			Urban Roads	GNMA	Infrastructure delivery & mgt. (infrastructure development)
151			Rehabilitation of Sound Foundation-Israel Junction, Sound Foundation Blue Gate and Yeboah Street, Nii Akraman (4.01km)	Nii Ankraman Electoral Area	67% completion	4.01	√	√			11,143,384.64			Urban Roads	GNMA	Infrastructure delivery & mgt. (infrastructure development)

152			Partial Reconstruction of North Ofankor John Teye By-Pass	Ofankor Electoral Area	67% completion	1.60	√	√			4,370,415.48			Urban Roads	GNMA	Infrastructure delivery & mgt. (infrastructure development)
153			Partial Reconstruction of Yellow House Road and Links	Ofankor Electoral Area	67% completion	2.47	√	√			5,995,151.28			Urban Roads	GNMA	Infrastructure delivery & mgt. (infrastructure development)
154			Partial Reconstruction of Asofan Amamorley Road and Links	Asofan Electoral Area	67% completion	3.00	√	√			5,567,579.92			Urban Roads	GNMA	Infrastructure delivery & mgt. (infrastructure development)
155			Rehabilitation of Poultry Farm Road, Ofankor	Ofankor Electoral Area	67% completion	2.20	√	√			7,908,546.64			Urban Roads	GNMA	Infrastructure delivery & mgt. (infrastructure development)
			Drainage Construction to Alleviate Flood Risk at Confidence and Veterinary, South Ofankor	Ofankor Electoral Area	67% completion		√	√			6,197,189.50			Urban Roads	GNMA	Infrastructure delivery & mgt. (infrastructure development)
156			Partial Reconstruction of Baptist Avenue and Links, Tantra Hills	Tantra Electoral Area	0.00	2.40	√	√			6,061,090.96			Urban Roads	GNMA	Infrastructure delivery & mgt. (infrastructure development)
157			Partial Reconstruction of selected	Trobu Electoral Area	0.00	4.80	√	√			6,313,890.16			Urban Roads	GNMA	Infrastructure delivery & mgt.

			Roads in New Achimota													(infrastructure development)
158			Asphaltic Overlay of Ofankor to Mensah Addo	Ofankor Electoral Area	0.00	3.80	√				5,845,000.00			Urban Roads	GNMA	Infrastructure delivery & mgt. (infrastructure development)
159		Human Settlements and Housing	Installation of street lights in the Municipality	Municipal wide		street lights installed			√					works	GNMA	Infrastructure delivery & mgt. (infrastructure development)
160			Monitoring and Evaluation of field visits.				√	√	√	√		5,500.00			GNMA	Infrastructure delivery & mgt. (Physical planning)
163			Preparation of Planning Schemes			1 New Schemes prepared and 2 existing ones revised		√	√			11,000.00			GNMA	Infrastructure delivery & mgt. (Physical planning)
164			Meetings of the Statutory Planning Committee			4 Meetings Organized	√	√	√	√		1,100.00		PPD	GNMA	Infrastructure delivery & mgt. (Physical planning)
165			Meeting and Field Visit by Technical Sub-Committee.			6 Meetings and Field visit Organized	√	√	√	√						Infrastructure delivery & mgt. (infrastructure development)

166		Infrastructure Maintenance	Fencing of St. Peters Anglican School-Ofankor	Anglican School-Ofankor				√						works	MHD, ADMIN.	Infrastructure delivery & mgt. (infrastructure development)
167			Dredging of streams at Rock sters-Tantra	Tantra					√					works	NADMO	Infrastructure delivery & mgt. (infrastructure development)
168			Construction of 1km of U-drain at Pokuase	Pokuase					√					Urban Roads	FEEDER RDS	Infrastructure delivery & mgt. (infrastructure development)
169			Construction of 3No. 900mm Pipe Culvert at Asofan	Asofan					√					Urban Roads	FEEDER RDS	Infrastructure delivery & mgt. (infrastructure development)
170			Supply of school furniture for primary and JHS schools	Municipal wide				√						works	MEHO, ADMIN.	Infrastructure delivery & mgt. (infrastructure development)
171			Construction of 1No. 6-Unit classroom block at OLA school Tantra	Tantra					√					works	MEHO, ADMIN.	Infrastructure delivery & mgt. (infrastructure development)
174			Construction of fence wall at Ofankor M/A primary	Ofankor					√					works	MEHO, ADMIN	Infrastructure delivery & mgt. (infrastructure development)

			school															development)	
175			Acquisition of refuse final disposal site	Municipal wide		Site acquired			√				220,000.00				works	MEHO,ADMIN	Infrastructure delivery & mgt. (infrastructure development)
176			Construction of fence wall at Pokuase M/A primary school	Pokuase M/A primary		Fence wall constructed				√			260,000.00				works	MEHO,	Infrastructure delivery & mgt. (infrastructure development)
177			Construction of 1No Police station at Amanfrom	Amanfrom		Police station constructed				√			340,000.00				works	POLICE SERVICE,	Infrastructure delivery & mgt. (infrastructure development)
178			Rehabilitate 17 Basic School Pokuase M/A Ayawaso Quarry M/A Basic, Ofankor St. New Achimota Presby Basic		Rehabilitate 6 Basic Schools	Rehabilitate 6 Basic Schools	√	√	√	√			1,000,000.00				WORKS	MED, ADMIN.	Infrastructure delivery & mgt. (infrastructure development)
179			Construction of 1No. CHPS Compound at Trobu	Trobu	1No. CHPS compound constructed				√				2,000,000.00						Infrastructure delivery & mgt. (infrastructure development)
180			Provide School Furniture (tables and chairs)	Municipal wide	Provide School Furniture (200 tables and 200	providing furniture for effective teaching and learning				√			800,000.00				WORKS	MED, ADMIN.	Infrastructure delivery & mgt. (infrastructure development)

				chairs													t)
181	Transport Infrastructure	Organize 4No. Road Safety education programmes for drivers and pedestrians in the municipality	Municipalwide		4No. Road safety education programmes held	√	√	√	√		14,000.00			DoT	NRSC		Infrastructure delivery & mgt. (infrastructure development)
182		Sensitize stakeholders on the concept of the Type B service e.g the Aayalolo Quality Bus Service	Municipalwide		Stakeholders sensitised on the concept of the	√	√	√	√		10,000.00			DoT	Municipal Assembly		Infrastructure delivery & mgt. (infrastructure development)
183		Undertake the routine maintenance of Terminals within the Ga North Municipality	Municipalwide		Terminal maintenance works conducted	√	√	√	√	45,000.00				DoT	Works Dept DUR		Infrastructure delivery & mgt. (infrastructure development)
184		Carry out media campaigns on improving standards of passenger transport services	Municipalwide		Media campaigns on improving standards of transport services carried out	√	√	√	√		5,000.00			DoT	Municipal Assembly		Infrastructure delivery & mgt. (infrastructure development)
185		Purchase office consumables	DoT		Office consumables purchased	√			√		4,000.00			DoT	Municipal Assembly		Infrastructure delivery & mgt. (infrastructure development)
186		Procure holograms from GAPTE	DoT		Holograms procured from GAPTE	√					16,000.00			DoT	Municipal Assembly		Infrastructure delivery & mgt.

																(infrastruct re developmen t)	
187			Purchase stickers from supplier	DoT		Stickers purchased	√					18,00 0.00			DoT	Municipal Assembly	Infrastructu re delivery & mgt. (infrastruct ure developmen t)
188			Conduct studies into causes of conflicts at intersections	Municipa lwide		Studies into causes of conflict at intersections conducted	√	√	√	√		4,000. 00			DoT	Municipal Assembly	Infrastructu re delivery & mgt. (infrastruct ure developmen t)
189			Carry out enforcement activities	Municipa lwide		Enforcement activities carried out	√	√	√	√		8,500. 00			DoT	Municipals guards	Infrastructu re delivery & mgt. (infrastruct ure developmen t)
190			Procure permit certificates cards	DoT		Permit certificates procured	√					3,000. 00			DoT	Municipal Assembly	Infrastructu re delivery & mgt. (infrastruct ure developmen t)
191			Issue Type A certificates and Identification stickers to successful applicants	Municipa lwide		Type A certificates and identification stickers issued to successful applicants	√	√	√	√		1,000. 00			DoT	GNMA	Infrastructu re delivery & mgt. (infrastruct ure developmen t)
192			Conduct 4 sensitization session(s) for Police and enforcement team	Ofankor		4 Sensitization session for police and enforcement team conducted	√	√	√	√		5,600. 00			DoT	GNMA	Infrastructu re delivery & mgt. (infrastruct ure developmen t)

193			Facilitate the provision of road signs and other road furniture at relevant points	Municipal wide		Road signs and other relevant road furniture provided	√				4,000.00			DoT	DUR	Infrastructure delivery & mgt. (infrastructure development)
194			Organize 4No. Road Safety education programmes for drivers and pedestrians in the municipality	Municipal wide		4No. Road safety education programmes held	√	√	√	√		14,000.00		DoT	NRSC	Infrastructure delivery & mgt. (infrastructure development)
195		Disaster Management	Create Nursery sites and tree planting	Municipal wide		Tree planting organized	√	√	√	√	15,000.00			NADMO	GNMA	Infrastructure delivery & mgt. (infrastructure development)
196			To train Assembly members, school children and community leaders on their role in disaster management	Municipal wide		Training on disaster management organized	√	√	√	√	10,000.00			NADMO	GNMA	Infrastructure delivery & mgt. (infrastructure development)
197			Identification of dilapidated buildings and buildings on water way	Municipal wide		Buildings in water way identified	√	√	√	√	8,000.00			NADMO	GNMA	Infrastructure delivery & mgt. (infrastructure development)
198			Sensitization and awareness creation on risk reduction	Municipal wide		Sensitization on risk reduction organized	√	√	√	√	8,000.00			NADMO	GNMA	Infrastructure delivery & mgt. (infrastructure development)

																	t)	
199			Inspection of hazards in the municipality	Municipal wide		Inspection conducted	√	√	√	√	10,000.00					NADMO	GNMA	Infrastructure delivery & mgt. (infrastructure development)
200		Zongos and Inner Cities Development	Support zongos and slums projects			Improve quality of life in slums, zongos and inner cities	√		√		160,000.00					Min. of Zongos and Inner Cities Dev't		Infrastructure delivery & mgt. (infrastructure development)
SUB-TOTAL											150,393,159.01	3,502,000.00	-					
S/N	PROGRAMMES	SUB-PROGRAMMES	PROJECTS/ACTIVITIES	LOCATION	BASELINE	OUTPUT INDICATORS	QUARTERLY TIME SCHEDULE				INDICATIVE BUDGET				IMPLEMENTATION AGENCIES		LINK TO PBB	
							1st	2nd	3rd	4th	GOG	IGF	DONOR	DACF	LEAD	COLLABORATOR		
GOAL 4: MAINTAIN STABLE, UNITED AND SAFE SOCIETY																		
201	GOVERNANCE, CORRUPTION AND PUBLIC ACCOUNTABILITY	Attitudinal Change and Patriotism	Organize One day Drama and Poetry competition for six (10) basic schools within the Ga North municipality.	Municipal wide		Drama and Poetry competition organized for six (6) basic schools		√				2,500.00				Culture	Central Admi	Mgt. & Admin. (General Administration)
202			Organize One (1) Training programme for Thirty (30) underprivileged children (Basketry &	Municipal wide		30 underprivileged children trained		√					7,000.00				Culture	Central Admi

			Textile)															
203			Support all cultural events and promote potential tourist site in the Ga North Municipality in 3 rd quarter of 2019.	Municipal wide		Cultural events supports			√				13,000.00			Culture	Central Admi	Mgt. & Admin. (General Administration)
204			Organize Choral Festival for 15 choral groups in 4 th quarter of 2021.	Municipal wide		Choral Festival organize				√			4,000.00			Culture	Central Admi	Mgt. & Admin. (General Administration)
205		Civil Society and Civic engagement	Post Election Campaign on Peace.					√								NCCE	Central Admi	Mgt. & Admin. (General Administration)
206			Public Education on the fight against Corruption and help promote Accountability on the Public space	Municipal Wide		Programme organized		√				8,000.00				NCCE	Central Admi	Mgt. & Admin. (General Administration)
207			2. Radio/TV Talk Shows to precede Constitution week Celebration.	Municipal Wide.		Programme celebrated		√				5,000.00				NCCE	Central Admi	Mgt. & Admin. (General Administration)
208			Citizenship/ Constitution week Celebration	Municipal Wide with emphasis		Programme celebrated		√				7,000.00				NCCE	Central Admi	Mgt. & Admin. (General Administration)

			with emphasis on Peace after Election, Rule of Law, Due Process, Accountability etc	on Basic Schools in the Municipality.																	
209			Public Education on Sanitation, Environmental Protection, Human Rights, Citizens and the Police, Social Auditing, etc.	Municipal Wide		Public educated	√	√	√	√									NCCE	Central Admi	Mgt. & Admin. (General Administration)
210			Education on Child Protection, Child Rights and Responsibilities etc	Municipal Wide		Citizens educate		√											NCCE	Central Admi	Mgt. & Admin. (General Administration)
211			Quiz Competition on the 1992 Constitution, Local Governance and Current Affairs	Municipal Wide.		Quiz competition organized		√											NCCE	Central Admi	Mgt. & Admin. (General Administration)
212			Education on Payment of property and other rates and licenses, Duties, Rights and Responsibilities of the Citizens etc.	Municipal Wide		Citizens educate		√											NCCE	Central Admi	Mgt. & Admin. (General Administration)
213			Organize Annual Interaction between the	GNMA		Rate Payers Sensitized on the need to pay their rates to	√												IS D	GNMA	Mgt. & Admin. (General Administration)

			Assembly and Rate Payers in each Zones			the Assembly for development												ion)
214	Local Government and Decentralization	Organize General Assembly Meetings	GNMA		4 General Assembly Meeting Held	√	√	√	√		34,320.00			Administration	GNMA	Mgt. & Admin. (General Administration)		
215		Organize special Assembly meeting	GNMA		Special Assembly Meeting Organized	√	√	√	√		10,000.00			Administration	GNMA	Mgt. & Admin. (General Administration)		
216		Organize Executive Committee Meetings	GNMA		3 Executive Committee Meetings Held	√	√	√	√		24,000.00			Administration	GNMA	Mgt. & Admin. (General Administration)		
217		Organize Sub-Committee and other statutory meetings Organize 4 Statutory Sub-Committee Meetings	GNMA		4 Statutory Sub-Committee Meetings Organized	√	√	√	√		36,000.00			Administration	GNMA	Mgt. & Admin. (General Administration)		
218		Organize MUSEC Meeting	GNMA		4 MUSEC Meetings organized	√	√	√	√		18,000.00			Administration	GNMA	Mgt. & Admin. (General Administration)		
219		Organize Sub-Committee Meetings and Mobilization Allowance for Assembly members	GNMA		Sub-Committee meetings and Mobilization Allowance held	√	√	√	√		48,000.00			Administration	GNMA	Mgt. & Admin. (General Administration)		
220		Organize 10 Heads of Department	GNMA		10 Heads of Department Meetings	√	√	√	√		18,000.00			Administration	GNMA	Mgt. & Admin. (General		

			Meeting			Organized										Administrat	ion)	
221			Organize 2 Staff Durbars	GNMA		4 Staff Durbars Organized	√			√		12,000.00				Administrat	ion)	
222			Facilitate 2 Municipal Education Oversight Committee Meeting	GNMA		Meeting held	√		√			7,200.00				Administrat	ion)	
223			Organize Public Complaints Committee Meetings	GNMA		Public Complaints Meetings Organized	√	√	√	√		8,400.00				Administrat	ion)	
224			Organize Independence Day celebration	GNMA	15 schs selected from both public and private basic and senior high schs	15 schs selected from both public and private basic and senior high schs	√				4,860.812.00			SHS Coordinator	GNMA	Social service (Education, youth & sports)		
225			Celebration, Homofest	GNMA		Supported			√		50,000.00					GNMA	Mgt. & Admin. (General Administration)	
226			World Aids Day Celebration,	GNMA		World aids day celebrated				√	4,840.00					GNMA	Mgt. & Admin. (General Administration)	
227			Collation of all Outgoing and Incoming Correspondences to Store in a Computerized Database	GNMA		Outgoing and Incoming Correspondences Stored and Data Computerized	√	√	√	√		6,050.00				GNMA	Mgt. & Admin. (General Administration)	
228			Undertake Revenue monitoring and Pre-audit	GNMA		Revenue monitoring and pre-audit Conducted	√	√	√	√		28,386.6				Audit	GNMA	Mgt. & Admin. (General Administration)

			on payments														ion)
SUB-TOTAL											4,94	281,85	-				
											9,65	6.6					
											2.00						
GOG = 166,331,126.11 IGF = 4,244,012 DONOR = 254,738.6																	

Table 42: 2021 Annual Action Plan

S/N	PROGRAMMES	SUB-PROGRAMMES	PROJECTS/ACTIVITIES	LOCATION	BASELINE	OUTPUT INDICATORS	QUARTERLY TIME SCHEDULE				INDICATIVE BUDGET			IMPLEMENTATION AGENCIES		LINKING AAP TO PBB	
							1st	2nd	3rd	4th	GOG	IGF	DONOR	LEAD	COLLABORATOR		
GOAL I: TO BUILD PROSPEROUS SOCIETY																	
1	ECONOMIC DEVELOPMENT	IGF Mobilization (Revenue Mobilization Drive)	Data collection on un-access zones	Municipal wide	-	Data Collected	√	√	√	√	10,000.00			GNMA	Land Valuation Board	Mgt. & Admin (General Administration)	
2		IGF Mobilization (Implementation of the RIAP)	Installation of 2No. Containers for Revenue Collection Point	Municipal wide	-	Containers Installed		√			22,000.00			WORKS	FINANCE, ADMIN.	Mgt. & Admin (General Administration)	
3		IGF Mobilization (Revenue Mobilization Drive)	publicity and sensitization on rate payment and revenue mobilization	Municipal wide	-	Rate payers sensitized	√	√	√	√		10,000.00			FINANCE	ADMIN.	Mgt. & Admin (General Administration)
4							capacity building for finance staffs, revenue collectors and related staffs	GNMA	-	Collectors trained	√	√	√	√		17,000	
5		IGF Mobilization (Valuation and Revaluation of Properties)	IGF Mobilization (Valuation and Revaluation of Properties)	valuing of unassessed properties	Municipal wide	-	Properties valued 222	√	√	√	√	50,000			FINANCE	ADMIN.	Mgt. & Admin (General Administration)
6								IGF Mobilization (Revenue)	monitor general revenue	Municipal wide		Collection monitored	√	√	√	√	

		Mobilization Drive	collection												Administration)	
7			organise mass revenue mobilization exercise	Municipal wide		Exercised organised	√	√	√	√		26,000.00		FINANCE	ADMIN.	Mgt. & Admin (General Administration)
8			Purchase of 2no. vehicle for revenue collection	GNMA		Vehicle purchased	√				600,000.00			ADMIN	TENDER ENTITY	Mgt. & Admin (General Administration)
9		Agriculture development (Exhibition of produce)	Celebration of District farmers day		0%	Forty(40) Farmers and Non Farmers supplied with try birds				√	33,000.00			DEPT OF AGRIC	CSIR	Economic Dev't (Agriculture)
10		Agriculture development (Extension Service)	Research Extension Linkage Committee.(REL) Planning Session		45%	Two(2)		√	√		4,000.00		2,000.00	DEPT OF	CSIR/MOF	Economic Dev't (Agriculture)
11		Agriculture development (Innovation and training)	Women in mushroom production and alternative livelihood.	Municipal wide		training & (1) field day organized	√	√	√	√			13,200.00	AGRIC		Dev't (Agriculture)
12			Build the capacity of staff	GNMA		Capacity built	√			√		11,000.00	2,000.00	DEPT OF AGRIC	CSIR-ANIMAL RESEARCH INST	Economic Dev't (Agriculture)

13			Build the capacity of MIS	GNMA		Capacity built	√			√			5,000	DEPT OF AGRIC	AGRIBUSINESS(MOFA)	Economic Dev't (Agriculture)
14			Support youth in rabbit production	Municipal wide	0%	One(1) zero grazing farm established	√	√					9,000.00	DEPT OF AGRIC	VET DIRECTORATE/GNMA	Economic Dev't (Agriculture)
15			Support farm families with improved breeds of poultry birds	Municipal wide	1	One(1) anti rabies campaign organized		√					10,500.00	DEPT OF AGRIC	PPRS(MOFA)	Economic Dev't (Agriculture)
16			Train staff and vegetable farmers on value chain in leafy vegetables (Cabbage and lettuce) and root crops.	Municipal wide	1	4000 sheep and goats vaccinated against PPR disease	√	√	√	√			7,000.00	DEPT OF AGRIC	CSIR-ANIMAL RESEARCH INST	Economic Dev't (Agriculture)
17			Train staff and livestock farmers on nutritional requirement of small ruminants and Pigs	Municipal wide		Staffs trained	√	√	√	√			9,500.00	DEPT OF AGRIC	CSIR-ANIMAL RESEARCH INST.	Economic Dev't (Agriculture)
18			Conduct demonstration on vegetable production (Cabbage and garden eggs)			Demonstration conducted	√	√	√	√			10,500.00	DEPT OF AGRIC	VET UNIT	Economic Dev't (Agriculture)
19			Train farmers on pest diseases identification and safe use of agrochemicals	Municipal wide		Farmers trained	√	√	√	√			10,500.00	DEPT OF AGRIC	VET UNIT	Economic Dev't (Agriculture)

20		Extension service)	Undertake Petit Pneumonia Ruminant(PPR) Vaccination on small ruminant (sheep and Goat)			Vaccination undertaken	√				4,500		DEPT OF AGRIC	VET UNIT/LIVESTOCK UNIT	Economic Dev't (Agriculture)
21			Intensify surveillance to reduce spread of diseases outbreak in the municipality	Municipal wide		Activities done	√	√	√	√		8,800.00	DEPT OF AGRIC	MOFA-AGRIBUSINESS	Economic Dev't (Agriculture)
22		Agricultural and Rural Development	Establish a zero grazing sheep demonstration Farm.			Grazing established		√				5,500.00	DEPT OF AGRIC	GIMPA	Economic Dev't (Agriculture)
23			Organise workshop for rabbit's farmers	Municipal wide		Workshop organized	√	√	√	√		4,500.00	DEPT OF AGRIC	GNMA	Economic Dev't (Agriculture)
24			Train FBO Executives on entrepreneurship (developing action plan)	GNMA		FBO executive established	√		√			10,500.00	DEPT OF AGRIC	REGIONAL AGRIC DIRECTORATE/GNMA	Economic Dev't (Agriculture)
25			Organise workshop for staff and FBO leaders on how to develop logic model of programme		Organise workshop for staff and FBO leaders on how to develop logic model of programme	Workshop organized	√		√			9,000.00	DEPT OF AGRIC	RADU/GNMA	Economic Dev't (Agriculture)
26			Organize a workshop for Agro processors and horticultural	Municipal wide	Organize a workshop for Agro processors and horticultural	Workshop organized		√				5,000.00	DEPT OF AGRIC	GNMA	Economic Dev't (Agriculture)

			farmers		farmers												
27			Carry out home and farm visits to reach actors along the value chain with improve technology and supervise implementation activities	Municipal wide	Carry out home and farm visits to reach actors along the value chain with improve technology and supervise implementation activities	Home and farm visit carried out	√	√	√	√	7,000.00			DEPT OF AGRIC	GNMA	Economic Dev't (Agriculture)	
28			Performance and technical review meetings	GNMA		Meetings performed	√	√	√	√			7,500.00	DEPT OF AGRIC	GNMA	Economic Dev't (Agriculture)	
29			Organise quarterly and annual management meetings	GNMA		Annual management meeting organized	√	√	√	√		9,000.00		DEPT OF AGRIC	GNMA	Economic Dev't (Agriculture)	
30			Monitoring & Supervision.	GNMA		Activity done	√	√	√	√			57,000.00	DEPT OF AGRIC	GNMA	Economic Dev't (Agriculture)	
31		Office building and equipment	Procure computers and its accessories			Items procured	√				17,000.00			DEPT OF AGRIC	GNMA	Economic Dev't (Agriculture)	
32			Office complex renovated			Office renovated		√			40,000.00			DEPT OF AGRIC	GNMA	Economic Dev't (Agriculture)	
33			Construction of Veterinary Clinic			Veterinary constructed			√		60,000.00		23,000.00	DEPT OF AGRIC	GNMA	Economic Dev't (Agriculture)	
34			Procure Field Equipment and Office equipment			Equipment's procured			√		39,000.00		6,000.00	DEPT OF AGRIC	GNMA	Economic Dev't (Agriculture)	
	SUB-TOTAL											886,500.00	79,500.00	216,000.00			
S/N	PROGRAMMES	SUB-PROGRAMMES	PROJECTS/ACTIVITIES	LOCATION	BASELINE	OUTPUT INDICATORS	QUARTERLY TIME SCHEDULE				INDICATIVE BUDGET			IMPLEMENTING AGENCY		LINK TO PBB	
							1st	2nd	3r	4t	GOG	IGF	DONOR	LEAD	COLLAB		

GOAL 2 : CREATE OPPORTUNITY FOR ALL															ORATOR	
35	SOCIAL DEVELOPMENT	Primary Healthcare Delivery	Quarterly meeting of PHEMT			Meeting organized	√	√	√	√		4,000.00		MHD	GNMA	Social service (Health)
36			Quarterly meeting of Rapid Response Team			Meeting organized	√	√	√	√		3,000.00		MHD	GNMA	Social service (Health)
37			Organize half yearly active case search for TB/NTD			Activity organized		√	√	√		3,500.00		MHD	GNMA	Social service (Health)
38			Organize quarterly CHC meetings			Meeting organized	√	√	√	√	15,000.00			MHD	GNMA	Social service (Health)
39			Organize Performance Review meetings			Meeting organized	√		√			7,200.00		MHD	GNMA	Social service (Health)
40			On-site coaching of 40 midwives on 'Helping Babies Breathe'			Midwife coached		√				5,000.00		MHD	GNMA	Social service (Health)
41			Organize quarterly durbars on RCH in 3 communities			Quarterly Durbars organized	√	√	√	√	20,000.00			MHD	GNMA	Social service (Health)
42			Quarterly supportive monitoring visits to the sub-municipals			Visit to the sub municipals monitored	√	√	√	√	12,000.00			MHD	GNMA	Social service (Health)
43		Population Management	Organize Half yearly 'Family Day'			Family day organised	√		√		2,500.00		MHD	GNMA	Social service (Health)	

44		Family Planning and Reproductive Health Education	Train 10 CHOs in Adolescent Health				√	√	√	√			4,500.00	MHD	GNMA	Social service (Health)
45		Food Nutrition	Organize food demonstration in 10 communities in Ga North Municipality.			Demonstration organized		√					4,000.00	MHD	GNMA	Social service (Health)
46			Organize yearly food bazaar			Programme organized		√					3,000.00	MHD	GNMA	Social service (Health)
48			Organize INSET for Teachers Professional development	Municipal wide	Qualified applicants	Improve the effectiveness of Teacher Preparation, upgrading and development	√	√	√	√		39,200.00		MED	GNMA	Social service (Education, youth & sports)
49			Organize Municipal Annual Educational Review Meeting for stakeholders	GNMA	100 stakeholders	100	√	√	√	√		10,500.00		MED	GNMA	Social service (Education, youth & sports)
57			Organize sensitization workshops for Annual sch census Exercise		5 workshops	Workshops Organised	√	√	√	√		12,000.00		MED	GNMA	Social service (Education, youth & sports)
58			Organize workshop for headteachers and caterers to minimize administrative cost of school feeding programme			Head teachers workshop organised				√		13,026.16		MED	GNMA	Social service (Education, youth & sports)

59		A seminar to sensitize SMC's, PTA's and Circuit Supervisors to monitor activities of the GSFP	Municipal wide		Activities of GSFP monitored				√	16,000.00			MED	GNMA	Social service (Education, youth & sports)
60	Environmental sanitation (Hygiene education)	Organize a workshop for caterers on the hygienic preparation of nutritious food	GNM		Workshop organised				√	10,162.53			MED	GNMA	Social service (Education, youth & sports)
61	Basic education (Teaching and learning materials)	Provide teaching and learning materials for all schs	Municipal wide		KG learning materials provided for 10 schs	√	√	√	√	13,778.78			MED	GNMA	Social service (Education, youth & sports)
62		12 teachers from deprived areas received incentive packages			6 teachers to receive incentive packages	√	√	√	√	11,305.44			MED	GNMA	Social service (Education, youth & sports)
63		Organize 2 INSET training for head teachers	Municipal wide		Organize 2 inset training for head teachers	√		√		9,655.00			MED	GNMA	Social service (Education, youth & sports)
64		Provide School Furniture (tables and chairs)			providing furniture for effective teaching and learning	√	√	√	√	44,777.8			MED	GNMA	Social service (Education, youth & sports)
65		Implement Best Teacher Award Scheme	Municipal Assembly		Award scheme implemented	√	√	√	√	15,960.00			MED	GNMA	Social service (Education, youth & sports)
66	Basic education (Enrolment Drive)	Organize my First Day at School	Municipal wide		My First Day at School organized	√				17,000.00	5,000.00		MEO staffs	GNMA	Social service (Social Welfare & Com. Dev't)

67			Organize cultural festivals at all levels	Some Selected Centres		Culture festival organised	√	√	√		10,000.00			Culture Coordinator	GNMA	Social service (Education, youth & sports)
69			Provide Gender Friendly sanitation facilities in basic Schools	Some selected Schools		Expand and Improve School Health, Sanitation and System	√	√			23,000.00			SHEP Coordinator	GNMA	Social service (Education, youth & sports)
70			Provide Guidance and Counseling Service at all levels	All Schools	termly)	Percent of first year intake increased.	√	√	√	√	27,370.68			Guidance & Counseling Coordinator	GNMA	Social service (Education, youth & sports)
71			Organise 4 Workshop on Creation of policy awareness for headteachers and headmasters at all levels in the admission process			Workshop organized	√	√	√	√		54,240.00			GNMA	Social service (Education, youth & sports)
72			Provide Teaching and Learning Materials especially Science	All Schools	10 lab materials for all basic schs	Increase Provision of accessibility to textbooks and other teaching and learning materials	√	√	√	√	160,720.00			Science Coordinator	GNMA	Social service (Education, youth & sports)
73			Provide Science Consumable public SHS	St. John's Grammer School		Science, Mathematics and Technology enhanced.	√	√	√	√		49,155.58		SHS Coordinator	GNMA	Social service (Education, youth & sports)
74		Basic education (STMIE Clinics)	Organize STME Clinics and Science Fair Annually	All Schools		Promotion of Science, Mathematics and Science Technology.	√	√	√	√	18,300.06			Science Coordinator	GNMA	Social service (Education, youth & sports)

75		Organize SPAM using SEA results	All schools		All schools	√	√	√	√	10,000.00			D/D Supervisor	GNMA	Social service (Education, youth & sports)	
76	Basic education (Sports and culture Development)	Organize Sports festivals	Some selected Schools		All schools	√	√	√	√		58,264.53		Sports Coordinator	GNMA	Social service (Education, youth & sports)	
77		Organize workshops for special Education Teachers	M.E.O		3 workshops	√	√	√		12,000.00				GNMA	Social service (Education, youth & sports)	
78		Conduct 4 mock exams for all public JHS pupils	Muni. Wide		4 mocks conducted	√	√	√	√		11,000.00		Science Coordinator	GNMA	Social service (Education, youth & sports)	
79		deworming exercise for all basic schools				√	√	√	√		9,600.00				GNMA	Social service (Education, youth & sports)
80		Gender (Skills development)	Organize sensitization workshop for girls	SHS	All public schools	The Disadvantage in society prioritized	√	√	√	√	7,500.00			SHS Coordinator	GNMA	Social service (Education, youth & sports)
81		Advocacy on child protection and family welfare	Municipal wide	10 selected communities	Child protection advocated	√	√	√	√	6,600.00			Dept. of Social Welfare	GNMA	Social service(Social Welfare & Com. Dev't)	
82	Disability development	Create a comprehensive database on people living with Disability (PWDs)	Municipal wide	50 pwds	Database created		√	√	√	3,300.00			Dept. of Social Welfare	GNMA	Social service(Social Welfare & Com. Dev't)	

83			Train 40 physically challenged persons	Municipal wide	1 training	Physically challenge person trained			√		6,600.00			Dept. of Social Welfare	GNMA	Social service(Social Welfare & Com. Dev't)
84			Organise quarterly disability meetings (DFMC)	Amormorley	4 meetings	Meeting organized	√	√	√	√		6,600.00		Dept. of Social Welfare	GNMA	Social service(Social Welfare & Com. Dev't)
85			Purchase of items for distribution to PWDs			Items purchased			√		10,000.00		6,500.00		GNMA	Social service(Social Welfare & Com. Dev't)
88			Support to disability groups	Municipal wide	2 supports	Disability supported			√			8,800.00		Dept. of Social Welfare	GNMA	Social service(Social Welfare & Com. Dev't)
89			Organise distribution forum to present items to beneficiaries (PWDs)	Amormorley	1forum	Forum organized			√			10,000.00		DSWCD	GNMA	Social service(Social Welfare & Com. Dev't)
90		Social protection	Inspection and Monitoring of Daycare centers quarterly	Municipal wide	15	Daycare center inspected and monitored	√	√	√	√	5,500.00			DSWCD	GNMA	Social service(Social Welfare & Com. Dev't)
91			Register and monitor activities of NGOS quarterly	Municipal wide	10 Ngos	Activities registered and monitored	√	√	√	√	7,700.00			DSWCD	GNMA	Social service(Social Welfare & Com. Dev't)
92			Coordinate activities and programmes of the LEAP program	Beneficiary communities	6 Payments	Activities coordinated	√	√	√	√	5,200.00			DSWCD	GNMA	Social service(Social Welfare & Com. Dev't)

			Quarterly													
93		Gender equality	Commemoration of Int. day of persons with disabilities (3 rd Dec)	Pokuase		activity organized				√		6,600.00		DSWCD	GNMA	Social service(Social Welfare & Com. Dev't)
94		Gender (Skills development)	Train 35 communities in IGA	Municipal wide	4trainings	35 Communities train	√	√	√	√		7,700.00		DSWCD	GNMA	Social service(Social Welfare & Com. Dev't)
95		Gender (Skills development)	Organize home visits to educate them on home management	Municipal wide	48(2 x a week)	Meeting organized	√	√	√	√		7,700.00		DSWCD	GNMA	Social service(Social Welfare & Com. Dev't)
96			Organize Adult Education class	Municipal wide	48 class	Programme organized	√	√	√	√		9,900.00		DSWCD	GNMA	Social service(Social Welfare & Com. Dev't)
97			Organise mass Education in the communities	Municipal wide	4	Programme organized	√	√	√	√		7,500.00	5,000.00	DSWCD	GNMA	Social service(Social Welfare & Com. Dev't)
98			Monitoring and evaluation for 3 quarters	Office use	3 times	Activity monitored and evaluated		√	√	√		5,000.00	4,000.00	DSWCD	GNMA	Social service(Social Welfare & Com. Dev't)
99			Train of 25 groups in Income Generating Activity	20 Communities		To become economically self – reliant	√	√	√	√		7,000.00		DCD	GNMA	Social service(Social Welfare & Com. Dev't)
100		Waste Management and Environmental	Organize home visits on home management	25 Communities		Activity organized	√	√	√	√			7,000.00	DCD	GNMA	Social service(Social Welfare & Com. Dev't)

101		Sanitation	Carry out community engagement using the child protection tool kits	25 communities		To identify child protection policy issues	√	√	√	√	4,500.00			DCD	GNMA	Social service(Social Welfare & Com. Dev't)
102			Disseminate the child and family welfare and justice for child policies among stakeholders	30 communities		To report issues to the appropriate agencies	√	√	√	√	4,000.00			DCD	GNMA	Social service(Social Welfare & Com. Dev't)
103			Noise nuisance control	Municipal wide		Acceptable sound levels maintained	√	√	√	√	8,800.00			MEHO	GPS, JSG, EPA LSD	Social services(Environmental Health & sanitation services)
104			Proper refuse management	Municipal wide		Refuse properly managed	√	√	√	√	6,600.00			MEHO	Assemblymen, Traditional Authorities, MISD	Social services(Environmental Health & sanitation services)
105			Hygiene education In Schools (School Health programme)	Municipal wide		Schools sensitized on personal hygiene	√			√	5,500.00			MEHO	GES	Social services(Environmental Health & sanitation services)
106			Environmental Sanitation and clean up exercise	Municipal wide -		Clean ups Organized	√	√	√	√	8,800.00			MEHO	ISD, Assemblymen	Social services(Environmental Health & sanitation services)
107			Sanitary disposal of dead body (burial of pauper)	Municipal wide		Dead bodies (paupers) Sanitarily buried	√	√	√	√	11,000.00			MEHO	Assemblymen, Traditional Authority	Social services(Environmental Health & sanitation services)

108			Health Screening and Certification of food vendors	Municipal wide		Food vendors screened	√	√	√	√		6,600.00		MEHO	ISD, MOH, RD	Social services(Environmental Health & sanitation services)	
SUB-TOTAL											675,337.26	370,061.81	39,000.00				
PROGRAMMES	SUB-PROGRAMMES	PROJECTS/ACTIVITIES	LOCATION	BASELINE	OUTPUT INDICATORS	QUARTERLY TIME SCHEDULE				INDICATIVE BUDGET				IMPLEMENTATION AGENCIES		LINKING AAP TO PBB	
						1ST	2ND	3RD	4TH	GOG (GRF)	IGF	DO NOR	DA CF	LEAD	COLLABORATOR		
GOAL 3: SAFEGUARD THE NATURAL ENVIRONMENT AND ENSURE RESILIENT BUILT ENVIRONMENT																	
109	ENVIRONMENT, INFRASTRUCTURE AND HUMAN SETTLEMENTS	Transport Infrastructure (Road, Rail, Water And Air)	Undertake 14km Grading and Patching works within Afiaman Electoral Area	Afiaman Electoral Area	16.00	14.00		√		√	70,000.00				Urban Roads	GNMA	Infrastructure delivery & mgt. (infrastructure development)
110			Undertake 10km Grading and Patching works within Tantra Electoral Area	Tantra Electoral Area	14.00	10.00		√		√	70,000.00				Urban Roads	GNMA	Infrastructure delivery & mgt. (infrastructure development)
111			Undertake 16km Grading and Patching works within Ofankor Electoral Area	Ofankor Electoral Area	20.00	16.00		√		√	84,000.00				Urban Roads	GNMA	Infrastructure delivery & mgt. (infrastructure development)
112			16km Grading and Patching works within Asofan Electoral Area	Electoral Area				√		√					Roads		delivery & mgt. (infrastructure development)

			Area														
113			Undertake 14km Grading and Patching works within Nii Ankraman Electoral Area	Nii Ankraman Electoral Area	18.00	14.00		√		√	96,000.00				Urban Roads	GNMA	Infrastructure delivery & mgt. (infrastructure development)
114			Undertake 20km Grading and Patching works within Pokuase Electoral Area	Pokuase Electoral Area	22.00	20.00		√		√	100,000.00				Urban Roads	GNMA	Infrastructure delivery & mgt. (infrastructure development)
115			Undertake 16km Grading and Patching works within Fise Electoral Area	Fise Electoral Area	18.00	16.00		√		√	94,000.00				Urban Roads	GNMA	Infrastructure delivery & mgt. (infrastructure development)
		Climate Variability and Change	Desilting/Dredging					√									
116			Undertake 500m3 Desilting works at Muus Area Earth Drains, South Ofankor	Muus Area	0.5	0.50		√			75,000.00				Urban Roads	GNMA	Infrastructure delivery & mgt. (infrastructure development)
117			Undertake 400m3 Desilting works at Confidence Area Earth Drains, South Ofankor	Confidence Area, South Ofankor	0.40	0.40		√			80,000.00				Urban Roads	GNMA	Infrastructure delivery & mgt. (infrastructure development)

118			Undertake 400m3 Desilting works at Veterinary Earth Drain, South Ofankor	Veterinary, South Ofankor	0.40	0.40		√			90,000.00			Urban Roads	GNMA	Infrastructure delivery & mgt. (infrastructure development)
119			Undertake 500m3 Desilting works at Veterinary, South Ofankor	South Gate, Spot M	0.5	0.50		√			92,000.00			Urban Roads	GNMA	Infrastructure delivery & mgt. (infrastructure development)
120		Drainage and Flood Control	Cleaning of Open Drains/Desilting				√	√	√	√						
121			Undertake 1.0km Cleaning of Open Drains at Yellow House Road, south Ofankor, Pokuase Main Road, Golden Door Area, Ofankor Veterinary area, Pokuase – ACP Road, I.C.G.C Area, New Achimota, Tantra Hills	Yellow House Road, south Ofankor	1.00	8.km open drains desilted		√			102,000.00			Urban Roads	GNMA	Infrastructure delivery & mgt. (infrastructure development)
122		Transport transport	Pothole Patching				√									
123			Undertake 1,400m³ of premix patching in Trobu	Trobu Electoral Area	14.0	14.0	√	√	√	√	126,000			D.U.R, Greater Accra	GNMA	Infrastructure delivery & mgt. (infrastructure development)

			electoral area																developme nt
124			Undertake 800m ³ of premix patching in Tantra electoral area	Tantra Electoral Area	8.0	8.0	√	√	√	√	72,000				D.U.R, Greater Accra	GNMA		Infrastructu re delivery & mgt. (infrastruct ure developme nt	
125			Undertake 600m ³ of premix patching in Nii Akraman electoral area	Nii Akraman Electoral Area	6.0	6.0	√	√	√	√	94,000				D.U.R, Greater Accra	GNMA		Infrastructu re delivery & mgt. (infrastruct ure developme nt	
126			Undertake 600m ³ of premix patching in Ofankor area	Ofankor Electoral Area	6.0	6.0	√	√	√	√	94,000				D.U.R, Greater Accra	GNMA		Infrastructu re delivery & mgt. (infrastruct ure developme nt	
127			Undertake 600m ³ of premix patching in Asofan area	Asofan Electoral Area	6.0	6.0	√	√	√	√	94,000				D.U.R, Greater Accra	GNMA		Infrastructu re delivery & mgt. (infrastruct ure developme nt	
128			Undertake 600m ³ of premix patching in Pokuase area	Pokuase Electoral Area	6.0	6.0	√	√	√	√	94,000				D.U.R, Greater Accra	GNMA		Infrastructu re delivery & mgt. (infrastruct ure developme nt	
129			Undertake 400m ³ of premix patching in Fise area	Fise Electoral Area	4.0	4.0	√	√	√	√	56,000				D.U.R, Greater Accra	GNMA		Infrastructu re delivery & mgt. (infrastruct ure developme nt	

130			Undertake 400m ³ of premix patching in Afiaman	Afiaman Electoral Area	4.0	4.0	√	√	√	√	56,000				D.U.R, Greater Accra	GNMA	Infrastructure delivery & mgt. (infrastructure development)	
131		Drainage and Flood Control	Drainage Works				√											
132			Undertake 1.00km Drain Construction works at Ofankor Area	Ofankor Electoral Area	0.00	1.00	√	√				750,000.00				Urban Roads	GNMA	Infrastructure delivery & mgt. (infrastructure development)
133			Undertake 1.00km Drain Construction works at Pokuase Area	Pokuase Electoral Area	1.00	1.00	√	√				750,000.00				Urban Roads	GNMA	Infrastructure delivery & mgt. (infrastructure development)
134			Culvert Construction				√											
135			Construction of Retaining Walls To Christ Home Avenue Culvert, New Achimota	Trobu Electoral Area	0.00	1.00	√	√				60,000				Urban Roads	GNMA	Infrastructure delivery & mgt. (infrastructure development)
136			Construction of Double 1.2m Pipe Culvert at Pokuase	Pokuase Electoral Area	0.00	1.2	√	√				64,300				Urban Roads	GNMA	Infrastructure delivery & mgt. (infrastructure development)
137			Construction of Box Culverts at Tantra Hills	Tantra Electoral Area	0.00	2.00	√	√	√			240,000				Urban Roads	GNMA	Infrastructure delivery & mgt. (infrastructure development)

																	developme nt	
138		Transport Infrastructu re	Minor Rehabilitatio n and Upgrading				√											
139			Partial Reconstructio n of Baptist Avenue and Links, Tantra Hills	Tantra Electoral Area	67% completion	2.40	√	√				7,061,090 .96				D.U.R, Greater Accra	Ghana Road Fund	Infrastructu re delivery & mgt. (infrastruct ure developme nt
140			Partial Reconstructio n of selected Roads in New Achimota	Trobu Electoral Area	67% completion	4.80	√	√				7,313,890 .16				D.U.R, Greater Accra	Ghana Road Fund	Infrastructu re delivery & mgt. (infrastruct ure developme nt
141			Asphaltic Overlay of Ofankor to Mensah Addo	Ofankor Electoral Area	83% completion	3.80	√					6,845,000 .00				D.U.R, Greater Accra	Ghana Road Fund	Infrastructu re delivery & mgt. (infrastruct ure developme nt
142			Construction of 3No. foot bridge at Fise Amanmoley and Ofankor	Selected places		Bridge constructed		√					20,00 0.00			works	GNMA	Infrastructu re delivery & mgt. (infrastruct ure developme nt)
143			Construction of 14 seated squat W.C Toilet Asofan	Asofan		14 seated squat W.C Toilet constructed		√					240,0 00.00			works	GNMA	Infrastructu re delivery & mgt. (infrastruct ure developme nt)
144			Dredging of streams at Rock sters- Tantra	Tantra		Dredging carried out		√					90,00 0.00			works	NADMO	Infrastructu re delivery & mgt. (infrastruct

																	ure developme nt)	
145			Construction of 1km of U-drain at Pokuase	Pokuase		1km drain constructed		√						80,000.00		Urban Roads	FEEDER RDS	Infrastructure delivery & mgt. (infrastructure development)
146			Construction of 3No. 900mm Pipe Culvert at Asofan	Asofan		culvert constructed	√							100,000.00		Urban Roads	FEEDER RDS	Infrastructure delivery & mgt. (infrastructure development)
147		Human settlement and housing	Installation of street lights in the Municipality	Municipal wide		street lights installed			√					40,000.00		works	GNMA	Infrastructure delivery & mgt. (infrastructure development)
148			Meeting and Field Visit by Technical Sub-Committee.	GNM		6 Meetings and Field visit Organized	√	√	√	√	3,300.00			22,000.00		PPD		
149			Monitoring and Evaluation of field visits.	GNM			√	√	√	√				5,500.00		PPD		
150			Preparation of Planning Schemes	GNMA		1 New Schemes prepared and 2 existing ones revised		√	√					11,000.00		PPD		
151			Meetings of the Statutory Planning Committee	GNMA		4 Meetings Organized	√	√	√	√				1,100.00		PPD		
152			Preparation of Assembly Land Documents.	GNM		All Assembly's land documents		√	√	√	55,000.00					PPD		

					prepared												
153		Infrastructure maintenance	Fencing of St. Peters Anglican School-Ofankor	Anglican School-Ofankor	Fence wall constructed		√							works	MHD, ADMIN	Infrastructure delivery & mgt. (infrastructure development)	
154			Construction of 2No. CHPS Compound at Afiaman	Afiaman	CHPS compound completed		√							works	MHD, ADMIN.	Infrastructure delivery & mgt. (infrastructure development)	
155			Drilling of 2No. bore hole at Tantra hill	Tantra Hill	Bore hole mounted	√								works	CWSA	Infrastructure delivery & mgt. (infrastructure development)	
156			Construction of Temporary structure at Amanfrom M/A sch.	Amanfrom	Temporary structure constructed	√								works	MEHO, ADMIN	Infrastructure delivery & mgt. (infrastructure development)	
157			Supply of school furniture for primary and JHS schools	Municipal wide	Furniture supplied	√								works	MEHO, ADMIN	Infrastructure delivery & mgt. (infrastructure development)	
158			Construction of 1No. 6-Unit classroom block at OLA school Tantra	Tantra	Classrooms block constructed	√	√							works	MEHO, ADMIN	Infrastructure delivery & mgt. (infrastructure development)	

159			Construction of 1No. 6-Unit classroom block at Ayawaso Quarry M//A school	Ayawaso Quarry M/A		Classrooms block constructed	√	√						works	MEHO, ADMIN	Infrastructure delivery & mgt. (infrastructure development)
160			Construction of fence wall at Ofankor M/A primary school	Ofankor		Fence wall constructed		√						works	MEHO, ADMIN	Infrastructure delivery & mgt. (infrastructure development)
161			Acquisition of refuse final disposal site	Municipal wide		Site acquired	√							works	MEHO,ADMIN	Infrastructure delivery & mgt. (infrastructure development)
162			Construction of fence wall at Pokuase M/A primary school	Pokuase M/A primary		Fence wall constructed		√						works	MEHO, ADMIN	Infrastructure delivery & mgt. (infrastructure development)
163			Construction of 1No Police station at Amanfrom	Amanfrom		Police station constructed	√	√						works	POLICE SERVICE, ADMIN.	Infrastructure delivery & mgt. (infrastructure development)
164			Desilting of culvert at Cocoa Powder-Ofankor	Municipal wide		60 Meetings and Field visit Organized	√							PPD	Works, EPA, Lands Commission, Hydrological, Fire service, Urban Roads	Infrastructure delivery & mgt. (infrastructure development)
165			Dredging of streams at confident vertinary –	Municipal wide			√							PPD	Works Dept	Infrastructure delivery & mgt. (infrastructure development)

			Ofankor														ure developme nt	
166			Dredging of streams at Rock sters-Tantra	Municipal wide		landscaping of schools, CHPs etc	√				190,000.00				Parks and Gardens	PPD, Works dept		
167		Infrastructure Maintenance	Rehabilitate 17 Basic School Buildings (Achiato M/A Basic, Nii Otoo Kwame, St. Cyprains Anglican, A.M.E Zion, Pokuase M/A Basic, OLA RC '2' Basic, St. Joseph RC JHS , Ayawaso Quarry M/A Basic, Ofankor St. Peters Ang '1' Basic, Basic '2', Basic '3', St. Peters Ang '4' Basic, St. Sylvanus RC Basic, New Achimota Presby Basic		Rehabilitate 6 Basic Schools	Rehabilitate 6 Basic Schools	√	√	√		1,000,000.00				WO RKS	MED, ADMIN.	Infrastructure delivery & mgt. (infrastructure development	
168			Provide School Furniture (tables and chairs)	GNM	Provide School Furniture (200 tables and 200 chairs	providing furniture for effective teaching and learning	√				120,000.00				WO RKS	MED, ADMIN.	Social service (Education, youth & sports)	Infrastructure delivery & mgt. (infrastructure development
169		Infrastructure Transport	Organize 4No. Road Safety education	Municipal wide		4No. Road safety education programmes	√	√	√	√		16,000.00		DoT	NRSC	Organize 4No. Road Safety education	Infrastructure delivery & mgt. (infrastructure	

			programmes for drivers and pedestrians in the municipality			held										programmes for drivers and pedestrians in the municipality	ure developme nt
170			Sensitize stakeholders on the concept of the Type B service e.g the Aayalolo Quality Bus Service	Municipal wide		Stakeholders sensitised on the concept of the	√	√	√	√		13,000.00		DoT	Municipal Assembly	Sensitize stakeholders on the concept of the Type B service e.g the Aayalolo Quality Bus Service	Infrastructure delivery & mgt. (infrastructure development)
171			Undertake the routine maintenance of Terminals within the Ga North Municipality	Municipal wide		Terminal maintenance works conducted	√	√	√	√	45,000.00			DoT	Works Dept DUR	Undertake the routine maintenance of Terminals within the Ga North Municipality	Infrastructure delivery & mgt. (infrastructure development)
172			Carry out media campaigns on improving standards of passenger transport services	Municipal wide		Media campaigns on improving standards of transport services carried out	√	√	√	√		6,000.00		DoT	Municipal Assembly	Carry out media campaigns on improving standards of passenger transport services	Infrastructure delivery & mgt. (infrastructure development)
173			Purchase office consumables	DoT		Office consumables purchased	√		√			5,000.00		DoT	Municipal Assembly	Purchase office consumables	Infrastructure delivery & mgt. (infrastructure development)
174			Procure holograms from GAPTE	DoT		Holograms procured from GAPTE	√					19,000.00		DoT	Municipal Assembly	Procure holograms from GAPTE	Infrastructure delivery & mgt. (infrastructure development)

175			Purchase stickers from supplier	DoT		Stickers purchased	√					22,000.00		DoT	Municipal Assembly	Purchase stickers from supplier	Infrastructure delivery & mgt. (infrastructure development)
176			Conduct studies into causes of conflicts at intersections	Municipal wide		Studies into causes of conflict at intersections conducted	√	√	√	√		6,000.00		DoT	Municipal Assembly	Conduct studies into causes of conflicts at intersections	Infrastructure delivery & mgt. (infrastructure development)
177			Carry out enforcement activities	Municipal wide		Enforcement activities carried out	√	√	√	√		10,500.00		DoT	Municipal guards	Carry out enforcement activities	Infrastructure delivery & mgt. (infrastructure development)
178			Procure permit certificates cards	DoT		Permit certificates procured	√					6,000.00		DoT	Municipal Assembly	Procure permit certificates cards	Infrastructure delivery & mgt. (infrastructure development)
179			Issue Type A certificates and Identification stickers to successful applicants	Municipal wide		Type A certificates and identification stickers issued to successful applicants	√	√	√	√		1,500.00		DoT	GNMA	Issue Type A certificates and Identification stickers to successful applicants	Infrastructure delivery & mgt. (infrastructure development)
180			Conduct 4 sensitization session(s) for Police and enforcement team	Ofankor		4 Sensitization session for police and enforcement team conducted	√	√	√	√		5,600.00		DoT	GNMA	Conduct 4 sensitization session(s) for Police and enforcement team	Infrastructure delivery & mgt. (infrastructure development)
181			Facilitate the provision of road signs and other road furniture at	Municipal wide		Road signs and other relevant road furniture provided	√	√	√	√	6,000.00			DoT	DUR	Facilitate the provision of road signs and other road furniture	Infrastructure delivery & mgt. (infrastructure development)

			relevant points												at relevant points	development	
182			Organize 4No. Road Safety education programmes for drivers and pedestrians in the municipality	Municipal wide		4No. Road safety education programmes held	√	√	√	√		16,000.00		DoT	NRSC	Organize 4No. Road Safety education programmes for drivers and pedestrians in the municipality	Infrastructure delivery & mgt. (infrastructure development)
183		Disaster management	Create Nursery sites and tree planting	Municipal wide		Tree planting organized	√	√	√	√	17,000.00			NADMO	GNMA		Infrastructure delivery & mgt. (infrastructure development)
184			To train Assembly members, school children and community leaders on their role in disaster management	Municipal wide		Training on disaster management organized	√	√	√	√	13,000.00			NADMO	GNMA		Infrastructure delivery & mgt. (infrastructure development)
185			Identification of dilapidated buildings and buildings on water way	Municipal wide		Buildings in water way identified	√	√	√	√	12,000.00			NADMO	GNMA		Infrastructure delivery & mgt. (infrastructure development)
186			Sensitization and awareness creation on risk reduction	Municipal wide		Sensitization on risk reduction organized	√	√	√	√	8,000.00			NADMO	GNMA		Infrastructure delivery & mgt. (infrastructure development)

187			Inspection of hazards in the municipality	Municipal wide		Inspection conducted	√	√	√	√	12,000.00				NADMO	GNMA	Infrastructure delivery & mgt. (infrastructure development)
189		Zongos and Inner Cities Development	Support 5 businesses in zongos and slums/ Projects	Municipal wide			√		√		160,000.00				Min. of Zongos and Inner Cities Dev't		Infrastructure delivery & mgt. (infrastructure development)
											26,306,281.12	3,817,490	-				Infrastructure delivery & mgt. (infrastructure development)
S/N	PROGRAMMES	SUB-PROGRAMMES	PROJECTS/ACTIVITIES	LOCATION	BASELINE	OUTPUT INDICATORS	QUARTERLY TIME SCHEDULE				INDICATIVE BUDGET				IMPLEMENTATION AGENCIES		LINK TO PBB
							1ST	2ND	3RD	4TH	GOG (GRF)	IGF	DO NOR	DA CF	LEAD	COLLABORATOR	
GOAL 4: MAINTAIN STABLE, UNITED AND SAFE SOCIETY																	
190	GOVERNANCE, CORRUPTION AND PUBLIC ACCOUNTABILITY	Attitudinal Change and Patriotism	Organize one day Drama and Poetry competition for six (10) basic schools within the Ga North municipality.	Municipal wide		Drama and Poetry competition organized competition for six (6) basic schools		√				5,500.00			Culture	Central Admi	Mgt. & Admin. (General Administration)
191			Organize one (1) Training programme for Thirty (30) underprivileged children (Basketry &	Municipal wide		30 underprivileged children trained		√				9,000.00			Culture	Central Admi	Mgt. & Admin. (General Administration)

			Textile)															
192			Support all cultural events and promote potential tourist site in the Ga North Municipality in 3 rd quarter of 2019.	Municipa wide		Cultural events supports			√				13,000.00			Culture	Central Admi	Mgt. & Admin. (General Administration)
193			Organize Choral Festival for 15 choral groups in 4 th quarter of 2021.			Choral Festival organize				√			7,000.00			Culture	Central Admi	Mgt. & Admin. (General Administration)
194		Public Accountability	Post Election Campaign on Peace.					√					6,500.00			NCCE		Mgt. & Admin. (General Administration)
195		Corruption And Economic Crimes	Public Education on the fight against Corruption and help promote Accountability on the Public space	Municipa Wide		Programme organized			√				9,000.00			NCCE		Mgt. & Admin. (General Administration)
196		Local Civil Society and Civic engagement	2. Radio/TV Talk Shows to precede Constitution week Celebration.	Municipa Wide.		Programme celebrated			√				5,500.00			NCCE		Mgt. & Admin. (General Administration)
197			Citizenship/ Constitution week Celebration with emphasis	Municipa Wide with		Programme celebrated			√				8,000.00			NCCE		Mgt. & Admin. (General Administration)

			on Peace after Election, Rule of Law, Due Process, Accountability etc														
198			Public Education on Sanitation, Environmental Protection, Human Rights, Citizens and the Police, Social Auditing, etc.	Municipal Wide		Public educated	√	√	√	√					NCCE	GNMA	Mgt. & Admin. (General Administration)
199			Education on Child Protection, Child Rights and Responsibilities etc	Municipal Wide		Citizens educate		√							NCCE		Mgt. & Admin. (General Administration)
200			Quiz Competition on the 1992 Constitution, Local Governance and Current Affairs	Municipal Wide.		Quiz competition organized		√							NCCE	COWBELL & GWMA	Mgt. & Admin. (General Administration)
201			Education on Payment of property and other rates and licenses, Duties, Rights and Responsibilities of the Citizens etc.	Municipal Wide		Citizens educate	√	√	√	√					NCCE	GNMA	Mgt. & Admin. (General Administration)
202			Organize Annual Interaction between the Assembly and			Rate Payers Sensitized on the need to pay their rates to the Assembly	√								ISD	GNMA	Mgt. & Admin. (General Administration)

			Rate Payers in each Zones			for development											
203	Local Government and Decentralization		Organize General Assembly Meetings			4 General Assembly Meeting Held	√	√	√	√		34,320.00			Administration	GNMA	Mgt. & Admin. (General Administration)
204			Organize special Assembly meeting			Special Assembly Meeting Organized	√	√	√	√		12,000.00			Administration	GNMA	Mgt. & Admin. (General Administration)
205			Organize Executive Committee Meetings			4 Executive Committee Meetings Held	√	√	√	√		24,000.00			Administration	GNMA	Mgt. & Admin. (General Administration)
206			Organize Sub-Committee and other statutory meetings			4 Statutory Sub-Committee Meetings Organized	√	√	√	√		36,000.00			Administration	GNMA	Mgt. & Admin. (General Administration)
207			Organize 4 MUSEC Meeting			4 MUSEC Meetings organized	√	√	√	√		18,000.00			Administration	GNMA	Mgt. & Admin. (General Administration)
208			Organize Sub-Committee Meetings and Mobilization Allowance for Assembly members			Sub-Committee meetings and Mobilization Allowance held	√	√	√	√		48,000.00			Administration	GNMA	Mgt. & Admin. (General Administration)
209			Organize 10 Heads of Department Meeting			10 Heads of Department Meetings Organized	√	√	√	√		18,000.00			Administration	GNMA	Mgt. & Admin. (General Administration)

210			Organize 4 Staff Durbars			4 Staff Durbars Organized	√			√		12,000.00			Administration	GNMA	Mgt. & Admin. (General Administration)
211			Facilitate Municipal Education Oversight Committee Meeting			Meeting held	√		√			7,200.00			Administration	GNMA	Mgt. & Admin. (General Administration)
212			Organize Public Complaints Committee Meetings			Public Complaints Meetings Organized	√	√	√	√		9,400.00			Administration	GNMA	Mgt. & Admin. (General Administration)
213			Organize Independence Day celebration		15 schs selected from both public and private basic and senior high schs	15 schs selected from both public and private basic and senior high schs	√				6,000.00			SHS Coordinator	GNMA	Social service (Education, youth & sports)	Mgt. & Admin. (General Administration)
214			Support Homofest celebration			Supported			√		50,000					GNMA	Mgt. & Admin. (General Administration)
215			World Aids Day Celebration,			World aids day celebrated				√	6,800.00					GNMA	Mgt. & Admin. (General Administration)
216		GNMA	Collation of all Outgoing and Incoming Correspondences to Store in a Computerized Database			Outgoing and Incoming Correspondences Stored and Data Computerized	√	√	√	√		5,000.00				GNMA	Mgt. & Admin. (General Administration)
		GNMA	Undertake Revenue monitoring and Pre-audit on payments			Revenue monitoring and pre-audit Conducted	√	√	√	√		28,152.00			Audit	GNMA	Mgt. & Admin. (General Administration)

	SUB-TOTAL	112,300	292,572	-				
	GRAND – TOTAL	2,790,418.4	4,559,623.81	255,000	32,718,807.81			

CHAPTER SIX

MONITORING AND EVALUATION PLAN AND COMMUNICATION STRATEGY

6.0 INTRODUCTION

The recognition that resources are limited and the ever-rising expectations from citizens for better services are enough reasons for the Assembly to find most cost effective options to meeting these demands with the available resources.

This chapter focuses on the processes involved in conducting Monitoring and Evaluation and disseminating and communication strategy during the implementation of the MMTDP 2018-2021.

6.1 Purpose of the M&E Plan

The Monitoring and Evaluation (M&E) arrangement is primarily meant to institute an effective and efficient system for tracking the progress of programmes and projects in the Municipal Medium Term Development Plan (2018-2021) by the MPCU and other stakeholders. It provides a clear direction on how specific activities within the MTDP will be measured. Aside providing useful lessons to aid in programme / project implementation, it would also enhance stakeholders' accountability

6.2 Monitoring

Monitoring is the systematic process of collecting, analyzing and using information to track a programme's progress toward reaching its objectives and to guide management decisions. Monitoring usually focuses on processes such as when and where activities occur, who delivers them and how many people or entities they reach.

Monitoring also ensures that, at any given stage of a project, the required inputs are delivered on time, used as intended and is producing the desired results. Since plans are affected by uncontrollable situations such as socio-economic changes, political climate and international relations, it is necessary that they are constantly monitored and adjustments made accordingly. The monitoring scheme is designed for the annual plan. In the scheme, three (3) activities occur:

- (i) Monitoring activities cover the implementation period.
- (ii) On-going evaluation occurs at specific points within the implementation phase.
- (iii) Terminal evaluation occurs at specific end of the project implementation.

6.2.1 Monitoring Matrix

The Monitoring and Evaluation Matrix shows the linkage of the Medium Term Development Plan to the Goals of the NMTDPF 2018-2021. The matrix provides a format for presenting the input, output, outcome and impact indicators of each of the MTDP objective.

The matrix has the Goals of the NMTDPF 2018-2021 as well as the indicators, indicator type and the baseline for 2017. Others are the targets for 2018, 2019, 2020 and 2021, the data disaggregation, monitoring frequency and whose responsibility it is to supply the data. The indicator type, be they input, output, process or outcome ones are all stated. The monitoring matrix for the Ga North Municipal Assembly is presented in the table below:

Table 44: Monitoring Matrix Table Xxxx

Indicators	Indicator Definition	Disaggregation	Monitoring Frequency	Baseline	Targets			
					2018	2019	2020	2021
Development Dimension: Economic Development								
Goal : Build a Prosperous Society								
1. Total output of agricultural production -staples ¹ (Mt) -Selected cash crops ² (Mt) -Livestock and poultry ³ (count) -Fisheries (Mt)	Total quantity of selected crops, livestock and poultry and fisheries produced in the district in a given year	By category:	Annual/quarterly					
		Staple crops						
		Cassava		28 mt	29.4 mt	30.87	32.4	34.03
		maize		280 mt	294 mt	309 mt	324 mt	340 mt
		Selected cash crops						
		Livestock and poultry						
		Poultry		50250	55515	61378	67921	75240
		Pigs		12000	1560	2028	2636	3427
		Sheep		4500	4950	5445	5990	6589
		Goats		6000	6300	6615	6945	7293
		Rabbits		4000	7200	8640	10368	11405
Fisheries								
2. Percentage of arable land under cultivation	Area of land (in hectares) put under agricultural production expressed as a percentage of total arable land within the district	By category: Staple crops Maize / Cassava	Annual/quarterly	95	96	98	99	99.5
3. Number of new industries established	Count of industries established in the district including cottage industries,	agriculture sector:	Annual	7	10	15	20	25
		industry						

¹ Maize, Rice (milled), Millet, Sorghum, Cassava, Yam, Cocoyam, Plantain, Groundnut, Cowpea, Soybean

² Cocoa, Shea butter, Oil palm, Cashew nut, Cotton

³ Cattle, Sheep, Goat, Pig, poultry

Indicators	Indicator Definition	Disaggregation	Monitoring Frequency	Baseline	Targets			
					2018	2019	2020	2021
	1D1F etc.							
		service						
4. Number of new jobs created	The count of new jobs created per sector including those under the special initiative	By sector (temporal/permanent/sex): Agriculture industry, service	Annual	20	40	60	70	80
Development Dimension: Social Development								
Goal: Create opportunities for all Ghanaians								
1. Net enrolment ratio	The ratio of appropriately aged pupils enrolled at a given level expressed as a percentage of the total population in that age group		Annual					
		Kindergarten		84.80%	85.30%	85.80%	86.30%	86.8
		Primary		145.60%	147.60%	147.85%	148.60%	173.9
		JHS		107.40%	108.60%	109.10%	110.00%	110.50%
2. Gender parity	Ratio of male to female enrolment rates		Annual					
		Kindergarten		0.98	1	1.01	1.02	1.03
		Primary		1.01	1.02	1.03	1.03	1.03
		JHS		1.05	1.03	1.03	1.02	1.03
		SHS		0	0.93	0.95	0.96	0.97
3. Completion rate	Ratio of the total number of boys/girls enrolled in the last grade of a given level of		Annual					
		Kindergarten		116.30%	116.70%	117.10%	117.60%	117.60%

Indicators	Indicator Definition	Disaggregation	Monitoring Frequency	Baseline	Targets			
					2018	2019	2020	2021
	education (Primary 6, JHS 3, SHS 3), regardless of age, expressed as a percentage of the total district population of boys/girls of the theoretical entrance age to the last grade of that level of education	Primary		175.90 %	175.20 %	178.60 %	179.30 %	180
Presented separately for boys and girls:								
JHS		167.30 %		168.10 %	170%	171.10 %	171.2	
SHS		46.50%		46.80%	48.1%	49.30%	49.80 %	
4. Number of operational health facilities	Total number of health facilities able to deliver basic health care	CHPS	Annual	20	3	1	3	3
		Clinics Hospitals						
5. Proportion of population with valid NHIS card	The population with valid NHIS card, expressed as a percentage of total district population	Total (by sex) Indigents Informal Aged Under 18years Pregnant Women	Annual	40%	50%	60%	70%	80%
6. Proportion of population with access to basic drinking water sources	Share of the district population with access to basic drinking water sources including boreholes, standpipes, protected dug wells etc. expressed as a percentage of total district population	District Urban Rural	Annual	22%	25%	30%	40%	45%
7. Proportion of population with access to improved sanitation services	Share of population with access to basic sanitation services including ventilated improved pit latrines, flush	District Urban Rural	Annual	15%	20%	25%	28%	35%

Indicators	Indicator Definition	Disaggregation	Monitoring Frequency	Baseline	Targets			
					2018	2019	2020	2021
	toilets to sewer systems, septic tanks or pit latrines, composting toilets etc. expressed as a percentage of total district population							
8. Number of births and deaths registered	Count of births and deaths registered at registering institutions	Birth (sex) Death (sex, age group ⁴)	Annual	30	20	15	10	5
9. Total number of recorded cases of child trafficking and abuse	Count of recorded cases of child trafficking and child abuse cases in the district	Child trafficking (sex) Child abuse (sex)	Annual/quarterly	15	15	20	25	30
10. Maternal mortality ratio (Institutional)	Maternal deaths recorded per 100,000 live births in the district	District	Annual	0	0	0	0	0
11. Malaria case fatality (Institutional)	Total malaria deaths expressed as a percentage of total malaria admissions in health facilities	female 18+ Female 0-5+ Male 18+ Male 0-5+	Annual	0	0	0	0	0
Development Dimension: Environment, Infrastructure and Human Settlements								
Goal: <i>Safeguard the Natural Environment and Ensure a Resilient, Built Environment</i>								
1. Percentage of road network in good condition	The total km of classified road network in good condition expressed as percentage of total road network	Urban	Annual	9.6%	13.3%	14.5%	16.9%	19.6%
		Feeder		9.8%	12.3%	13		
2. Percentage of communities covered by	The number of communities in the district connected to the	Peri-urban	Annual	100%	100%	100	100%	100
		Rural				%		

Maize, Rice (milled), Millet, Sorghum, Cassava, Yam, Cocoyam, Plantain, Groundnut, Cowpea, Soybean

⁴ Cocoa, Shea butter, Oil palm, Cashew nut, Cotton

⁴ Cattle, Sheep, Goat, Pig, poultry

Children (below 18 years), Youth (18-35 years), Adult (above 35 years)

Indicators	Indicator Definition	Disaggregation	Monitoring Frequency	Baseline	Targets			
					2018	2019	2020	2021
electricity	national grid divided by total number of communities in the district expressed as a percentage	Urban						
Development Dimension: Governance, Corruption and Public Accountability								
Goal: Maintain a Stable, United and Safe Society								
1. Percentage of Annual Action Plan implemented	Total number of activities implemented divided by the total number of planned activities in a given year expressed as a percentage	District	Annual	29%	60%	70%	80%	100%
2. Reported cases of crime	Total number of reported cases of major crimes including rape, armed robbery, defilement, and murder recorded by Ghana Police in a given year	Rape	Annual	25%	20%	15%	10%	5%
		Armed robbery		65%	35%	20%	15%	5%
		Defilement		70%	60%	45%	30%	15%
		murder		30%	20%	15%	10%	5%
3. Number of communities affected by disaster	Count of disaster incidents recorded at the district including floods, bushfires etc.	Bushfire	Annual/quarterly	3	2	0	0	0
		Floods		6	5	4	3	0

6.3 Data Collection

6.3.1 Strategy for Data Collection and Collation

Data in monitoring and evaluation is the systematic process of obtaining useful information on policy, programme or project in terms of both collection and analysis. It involves gathering and measuring information on variables of interest, in an established systematic fashion.

Data may be quantitative, in which case they have numerical values attached to them or qualitative, where the data reflects people's observations, judgments, opinions, perceptions or attitudes about a situation. They can also be categorized into input, process, output, outcome or impact data.

The relevance of data in monitoring and evaluation cannot be over emphasized. This is because data directly impacts on conclusions and recommendations after which important decisions are taken making accuracy, completeness and reliability of data very important. The only way to ensure the accuracy is by improving the data collection methods.

The MPCU engages in data collection at several levels and at different intervals. There is a register of all ongoing projects and activities in the Municipality. This register is updated quarterly with specific details on the title of the project or activities and their locations, start time and expected completion date, cost and source of funding. It also spells out the name of the contractor, status of the projects and some specific remarks on the achievements of intended objectives. The data on projects is usually collected from a primary source and it involves going to the field to gather the required data. Again, Focus Group Discussions and Participant Observations are other methods used. The data collected aids in the quarterly and annual reviews with regards to the stated objectives and the indicators and preparation of reports. Details of how data would be collected is shown in the data collection matrix below.

6.3.2 How Data Would Be Analyzed and Used

Data analysis is the process of transforming data into useful information through the use of statistical techniques. It involves reviewing the objectives, checking for data completeness and accuracy and settling on the type of analysis to do.

The MPCU in collaboration with some key stakeholders would collect the data and analyze at the same time to obtain interpretation on key areas of concern. Quantitative data analysis includes descriptive and comparative; with the use of charts and associational analysis showing the frequency counts, percentages and averages while qualitative data analysis uses more detailed descriptions of situations. All these help to interpret the data objectively.

It would also make it possible to identify interventions for development. The analysis of the data will further show how the municipal is performing with regards to all the indicators especially in the Monitoring and Evaluation Matrix and the critical areas of concern for the citizens. Here, each indicator would be examined and the appropriate action taken to address the findings. The progress of each indicator towards meeting the goal, objectives and targets

of the MTDP and the NMTDPF 2018-2021 would be assessed. The data would be analyzed in a systematic way so that lessons learned can be fed into the Annual Action Plans and the next MTDP. However, project data analysis and presentation may depend on the information needs of Development Partners and other stakeholders, thus the MPCU Secretariat refines relevant data to suit particular needs to generate reports to the RPCU, NDPC and the MDAs as well as all the identified stakeholders. The following steps will therefore be undertaken by the MPCU to ensure effective data analysis:

- Review the Development intervention goal and objectives
- Check for data completeness and accuracy for each development intervention objective
- Consider which of the data are quantitative and qualitative
- Determine the type of analysis to be conducted

6.4 Quarterly And Annual Progress Reporting Format

The quarterly and annual progress reports shall be prepared in accordance with the format prescribed in the sixth schedule of the National Development Planning (System) regulations, 2016 (LI 2232). The said format is presented below:

Title Page

- (1) Municipal
- (2) Monitoring and Evaluation Report for (time or period)

Introduction

- (1) Status of implementation of the municipal medium term development plan
- (2) Purpose of the monitoring and evaluation for the stated period
- (3) Process involved and difficulties encountered

Monitoring and Evaluation Activities

- (1) Programme or project status for the quarter or year
- (2) Update on disbursement from funding sources
- (3) Performance of indicators against targets
- (4) Update on critical development and poverty issues
- (5) Evaluations conducted, findings and recommendations
- (6) Participatory M&E approaches used and the results

The way forward

- (1) Key issues addressed and those yet to be addressed
- (2) Recommendations

6.5 Dissemination and Communication Strategy

The preparation of the Municipal Medium Term Development Plan was a collaborative effort of stakeholders within and outside the Municipal Assembly. Therefore, to ensure successful implementation of the plan, the same level of co-operation and collaboration from all stakeholders is required. In view of this, the MMTDP will need to be disseminated to all stakeholders so as to ensure effective implementation of the programmes and projects in the plan.

It specifies the dissemination of the plan and Annual Progress Reports (APR) during implementation. It would also outline ways to create awareness, promote access to information and management of public expectations.

One of the approaches to gain the support of all stakeholders in the implementation process is the efficient and effective communication of the provisions in the medium term development plan. Many agencies and institutions including the private sectors are prepared to fund and provide some financial support for some proposed projects and programmes in the plan. However, this can only be possible if these agencies/stakeholders really understand the rationale and the potential benefits of the proposed interventions. Communication strategy is prepared to ensure public ownership of the projects and also to mobilize collective efforts from all stakeholders towards a sustainable development

In this approach, attempts will be made to encourage greater collaboration and coordination with all stakeholders in the achievement of set targets and goals. In order for maximum benefits to be derived from the implementation of planned interventions, much emphasis would be laid on transparency and accountability.

6.5.1 Communication Objectives

The purpose of communication includes the following:

1. Create awareness, eliminate any misunderstanding and distortions, and promote greater understandings, appreciation and acceptance of the Service and bridge the bureaucracy towards decentralization;
2. Promote donor orientation, support, involvement and co-ordination;
3. Advance a process to promote and sustain stakeholder involvement –participation, consultation, support, and collaboration.
4. Ensure timely communication to relevant groups or individuals

5. Ensure timely notices for requirements/meetings
6. Ensure optimum results for all communications and project expectations

6.5.2 Dissemination of the Medium Term Development Plan

At a public hearing, the first final draft of the MMTDP (2018-2021) will be disseminated to stakeholders. At the Public hearings, the proposed interventions to address the various development issues will be presented to them to seek their final inputs and recommendation for the finalization of the plan. The communication strategy classified the following as major target groups based on their involvement in legislation, policy, funding, implementation, monitoring and evaluation and reporting arrangements. The major stakeholders/institutions identified include:

Members of Parliament and relevant Parliamentary Sub-Committees, especially the Committees on Local Government and Rural Development, Finance and Manpower, Youth and Employment;

- a) Ministers and Deputy Regional Ministers, Chief Directors and Directors
- b) Regional Coordinating Councils, Regional Ministers and Heads of Departments
- c) Municipal Assemblies, Heads of Departments and Sub-District Councils
- d) Academia/ Research (including KNUST Department of Planning, GIMPA, ILGS etc.)
- e) Zonal Councils
- f) Development Partners
- g) Private Sector
- h) NALAG and Local Government Workers Union
- i) NGOS/ CSOs (including Religious Bodies)

The communication strategy could not have identified the stakeholders by chance. These are illustrated in the matrix (Table 37) below:

Table 45: Matrix Showing Target Stakeholders and Purpose of Communication

Target Institutions	Target Stakeholders	Basic Objective/Purpose of Communication
Ministries, Departments and Agencies	Ministers Deputy Ministers Chief Directors	Create politically enabling environment and ensure top management support Develop co-operative atmosphere for a breakdown of barriers for

		successful implementation
Parliament	-Members of Parliament -Members of Select Committees on Local Government Members of other Select committees especially on Finance	Create political goodwill and legislative support and resource allocation
Regional Coordinating Councils (RCC)	-Regional Minister -Deputy Regional Minister -Regional Co-Ord. Directors -Heads of Department of RCC	Ensure preparedness, capacity availability and ownership of project
District Assembly	Chief Executives Presiding Member Heads of Departments Assembly Members	Impart knowledge, abilities and skills necessary for successful implementation and sustainability
Sub-District Councils	Traditional Authorities Area and Urban council reps Sub-District Officers People	Ensure preparedness and ownership of projects
Development Partners	Multi-lateral Agencies Bi-Lateral Agencies CSOs/NGOs	Inform on developments and progress towards agreed objectives Financing support
Universities and Institute	Academics Researchers	Provide general knowledge and database
Private Sector	Businessmen	Provide general knowledge and create awareness on area of private sector participation in service delivery

6.5.3 Approaches/Channels for Communication

The methodologies outlined below will focus on group and individual approaches or organizational through interaction, information dissemination, training, management development programmes, team building and survey feedback techniques.

The approaches to be used to achieve the above-objectives are:

- a. Newspapers/ Newsletter Publications
 - Local Dailies
 - Local Government Information Digest
- b. Broadcast media, TV and radio, public service announcements and call-ins;
- c. Workshops/Seminars
- d. Focus Group Discussions

- e. Consultative Meetings
- f. Briefing of RCCs and General Assembly during meetings
- g. District Website Updating (www.eda.gov.gh)

The Communication channels envisaged are:

Using Discussion Programmes

- a) Electronic Media: Radio (selected FM stations and other stations close to or within the municipality)
- b) Print Media: Selected Newspaper for publication of Articles
- c) Using Information Services Division

Table 46: Communication Strategies

Activity	Purpose	Audience	Method/Tool	Timeframe	Responsibility
Public Forum	To create awareness on the MMTDP and gather feedback	Community members, Traditional authorities, NGOs etc	Community durbars	Quarterly	MPCU
Update MA website and Social Media Pages	To get the public to stay abreast with the activities of the MA	General Public	Uploading interventions on the platform	Jan – Dec each year	MPO
Radio Programmes	To update the populace on the status of implementation of development interventions	General Public	Technical officers of the Assembly engaged in radio discussions	Monthly	HODs
Briefing of RCs and General Assembly during	To update them on the status of implementation of development	MA Members and RCC	Technical officers of the Assembly engaged to brief GA and RCC on progress made	Quarterly	MPCU

meetings	interventions		through Progress Reports		
Consultative Meetings	To get them to appreciate the MMTDP	Chiefs, Opinion leaders, NGOs	Technical officers of the Assembly engaged to brief them on progress made	Mid-Year	MPCU
Workshops/Seminars	To answer questions relating to the MA to enhance accountability	Selected Participants	MA staff partaking in workshops to clear erroneous impressions	Quarterly	HODs
Newspapers/Newsletter Publications	To Publish major accomplishments and challenges of the MA	General Public	Publish major accomplishments and challenges of the MA	Quarterly	MPCU
Using Information Services Division	To create awareness about MA projects and programmes	General Populace	Information van moving form community to community creating awareness	Quarterly	Information Department
Public Notice boards	To create awareness about MA projects	General Populace	Critical information pasted on notices to	Monthly	MPCU

	and programmes		inform populace	the		
--	----------------	--	--------------------	-----	--	--

6.6 Evaluation Arrangements

Evaluation is the systematic and objective assessment of an on-going or completed project, programme or policy, its design, implementation and results in relation to specified evaluation criteria (OECD, 2002). The principal aim of evaluation is to improve decision-making, resource allocation and accountability. Four main types of evaluation would be conducted. They are ex-ante evaluations which would be conducted before the start of any Programme and Project to determine the feasibility of the intervention by using Feasibility Studies, Technical Appraisal among others.

The MPCU would conduct mid-term evaluation half-way into the implementation of an intervention to weigh the performance and first output of implementation as well as propose for possible modifications where necessary. Terminal evaluation would also be carried out at the completion of an intervention to assess achievement(s) made under the implementation of the intervention and finally, some few years after the implementation of an intervention, ex-Post evaluation would be conducted to assess the impacts on the citizenry. The evaluation framework or matrix is presented in table 39. The matrix is a table of the evaluation work plan.

Table 47: Evaluation Matrix

Evaluation Criteria	Evaluation Questions		Data Needed	Data Sources	Data Collection Methods
	Main questions	Sub-questions			
Relevance					
Efficiency					
Effectiveness					
Impact					
Sustainability					

Adapted from JICA, 2004

Participatory Monitoring and Evaluation (PM&E)

PM&E is also another valuable tool the MPCU would use to capture perceptions and assess whether interventions in communities have met their expectations especially of the poor and vulnerable. It is based on the premise that programmes/projects have multiple stakeholders who

have different perspectives as to what constitute programme success and failures. Among the PM&E methods to be used by the MPCU are Community Score Card, Participatory Rural Appraisal, and Citizen Score Card etc.

M& E Work Plan

This serves as a progress monitoring tool, resource mobilization tool, capacity building, feedback and management tools for implementers of the M&E plan. Table 40 below details the M&E activities for the planning period

Table 48: Monitoring & Evaluation Activities

ACTIVITIES	TIME FRAME (2018-2021)	ACTORS
M&E PLAN PREPARATION		
Annual stakeholders workshop on Indicators	3rd Week in January, Annually	MPCU & Other stakeholders
Review workshop on Indicators	3rd Week in June, Annually	MPCU & Other stakeholders
IMPLEMENTATION MONITORING		
Quarterly field visits	Third Week of the Third Month of Every Quarter	MPCU & Other stakeholders
Quarterly Review Meetings	Ending of the Third Month of Every Quarter	MPCU & Other stakeholders
Quarterly Reporting	2 nd Week of Every Ensuing Quarter	MPCU
PARTICIPATORY MONITORING AND EVALUATION (PM&E)		
<ul style="list-style-type: none"> • PM&E 		
Organize workshop PM&E for stakeholders	January, Annually	MPCU
Train field personnel	January, Annually	MPCU
Conduct PM&E	Every Quarter	MPCU
Disseminate PM&E report	Every Quarter	MPCU & Other stakeholders
<ul style="list-style-type: none"> • Evaluations 		

Ex-ante Evaluation	Every quarter	MPCU
Mid-term Evaluation	Start July, 2019	MPCU
Final or Terminal Evaluation	Start September, 2021	MPCU & Other stakeholders
PROGRESS REPORTS PREPARATION AND DISSEMINATION		
<ul style="list-style-type: none"> Quarterly Progress Reports 		
Data collection, Collation and Analysis	1 st Week of the ensuing quarter	MPCU
Organize draft Progress Report Review Meeting	Last Thursday of the 1 st Week of the ensuing quarter	MPCU & Other stakeholders
Submission of Final PR to RCC	2 nd Week of the ensuing quarter	MPCU
Dissemination of Quarterly Report	3 rd Week of the ensuing quarter	MPCU
<ul style="list-style-type: none"> Annual Progress Reports 		
Organize APR preparation workshop	3 rd Week in January, Annually	MPCU
Data Collection	3 rd Week in January, Annually	MPCU
Data collation	4 th Week in January, Annually	MPCU
Data Analysis	1 st Week in February, Annually	MPCU
Organize APR Validation Workshop	1 st Week in February, Annually	MPCU
Prepare Draft District APR	2 nd Week in February, Annually	MPCU

Organize APR review workshop	3 rd Week in February, Annually	MPCU & Other stakeholders
Final APR submitted to RCC / NDPC	Last working day of the 3 rd Week in February, Annually	MPCU
Disseminate municipal APR	Fourth Week of February, Annually	MPCU & Other stakeholders

APPENDIX I

A PUBLIC HEARING REPORT ON THE 4 – YEAR MEDIUM TERM DEVELOPMENT PLAN BASED ON THE LTNDPF 2018– 2021

NAME OF DISTRICT: Ga North Municipal Assembly

NAME OF VENUE: Ofankor Pentecost Church

NAMES OF PARTICIPANTS: Appendix II

TOTAL NUMBER: About 500 (but only 300 had their names registered)

GENDER RATIO/PERCENTAGE: 40.22% (122 females) and 59.3% (178 males)

UNRESOLVED QUESTIONS: There were no unresolved questions.

LEVEL FOR THE RESOLUTION: The Hon. MCE gave the opening remarks. Presentation of the draft MMTDP was led by the MPO. There were also remarks from the Traditional Authority of the Ga North Municipality as well as civil society organization operating in the Municipality. Comments and questions were taken from members present and issues raised were resolved.

BRIEF COMMENT: Two runs of public hearing were effectively organised and Participation was very encouraging.

ACCEPTANCE OF PUBLIC HEARING REPORT

Hon. Gertrude Ankrah MCE

Moirra Nancy Ewa (Mrs.) MCD

Hon. Nii Kortey Boi II PM

Hon Mandela Wiafe DPSC Chairman.....

Mrs. Vivian Mensah MPO

APPENDIX II

PUBLIC HEARING OF THE DRAFT 4-YEAR MEDIUM TERM DEVELOPMENT PLAN BASED ON THE NMTDPF 2018 – 2021

Friday, 12th OCTOBER, 2018

S/N	NAME	M/F	CONTACT	COMMUNITY/ORGANIZATION
1	Nii Otto Kwame	M	244562207	Pokuase Mantse
2	Nii Attukwie	M	272610902	Pokuase
3	Nii Tettey Kojo Ii	M	24428404	Ayawaso
4	Naa Afia I	F	275023606	Afiaman Queen Mother
5	Nii Lanqueye Lamptey	M	267698968	Pokuase
6	Nii Ayawaso	M		
7	Hon Lewis Serwonu	M	277738486	Afiaman
8	Hon. Richard Osei	M	243817718	Nii Ankraman
9	Hon Gad Yeboah Tackie	M	277729907	Pokuase
10	Hon Humu Dilley Saeed	M	244060648	Ofankor
11	Hon Moses Anim	M		Pokuase
12	Hon Stephen Dadzie	M	244172011	Tantra
13	Hon Doris A. Frimpong	F	204141937	Asofan
14	Hon Theophilus Korly	M	208931079	Fise
15	Gibrilla Osman	M	244629997	Asofan
16	Daniel Agyei	M	260735536	Pokuase Poultry Farmers
17	Ampongsah Evans	M	246741313	Pokuase Traders
18	Solomon Obeng Amoah	M	278477071	Pokuase Traders
19	Owusu Boakaari	M	024023 1003	Ofankor
20	Emmanuel P.K Aubin	M	277713041	Tantra
21	Nana Adjei Sarfo Amankwaah	M	261172198	Tantra Golden Door
22	Avoko Charles Adayam	M	246502429	Ofankor
23	Zonata Issaka	M	273454880	Ofankor
24	Sammy	M	549812429	Ofankor
25	Julius Edem	M	245077019	Pokuase
26	Adu Gyemfi Kwabena	M	544394638	Pokuase
27	Eric Ankrah	M	0277821329	Pokuase
28	Emmanuel Quist	M	207346217	Amanfrom
29	Ezekiel Nelson	M	20893468	Amanfrom
30	Agoe Yannie	M	276146882	Amanfrom
31	Charles Yannie	M	272427026	Amanfrom

32	Lois Korang	F	247876948	Pokuase
33	Francies Dzakpasu	M	540616636	Pokuase
34	Reuben S. Tamakole	M	244040730	E.C.G Achimota
35	Adu	M		
36	Mercy Monoo	F	244809643	Pokuase Community Member
37	James Nkansah	M	275324730	Pokuase Gntda
38	Ofosu Prisilla	F	247247921	Pokuase
39	Samuel Nii Nai	M	276021892	G.P.R.T.U. Pokuase
40	Sabina Kessie	F	241668805	Amanfrom
41	Henaka Isaac	M	200238261	Amanfrom
42	Samuel Tilaku	M	278422680	Agric Today Online
43	George K. Bolchway	M	201334185	Ofankor
44	Akwasi Bona- Mensah	M	244280225	Community
45	Kwame Botchway	M	24342585	Ofankor Ld. Association
46	Kwabena Kunadu	M	248172497	Ofankor L.D Association
47	Rose Attah	F	26769868	Pokuase
48	Samuel Boakye .Esp	M	208231843	Asofa
49	Many Osae	M	203656225	Afiama
50	Amuzu Daniel	M	544952428	Amasaman
51	Madu Kesewaa	F	24956088	Ofankor Market
52	Florence	F	272130420	Ofankor Market
53	Magareret Kortey	F	248264754	Ofankor Market
54	Samuel Osei	M	249472776	Ofankor Market
55	Pastor James Owusu	M	246326251	Pokuase West 2
56	Daniel Osafo- Ayeh	M	200012763	Landlords Association
57	Jones Owusu- Manu	M	242518067	Ghana Immigration
58	Prof. Charles Kwarteng	M	276753101	Apc West Ridge Assistant
59	J. Dick Donkor	M	261112349	Tantra Hills Res. Assistant
60	Alex Boye	M	265804697	New Crusading Guide
61	Tetteh Emelia	F	241022304	Ayawaso Community Organiser
62	Tetteh Justice	M	27512529	Ayawaso Community Organiser
63	Adofo Obeng Philip	M	244670396	Ofankor
64	Frances Baffoe	M	241430390	Ofankor
65	Mavis Opoku	F	246353309	Achiato
66	Mr. David Asomaning	M	27216797	Achiato
67	Isaac Boamah .A.	M	202001270	Ofankor
68	Elizabeth Boamah	F	267106292	Pokuase Market
69	Isaac Appiah	M	243869879	Pokuase
70	Justice Dorla	M	577108080	Pokuase Ayawaso

71	Nana Gyamfi Frimpong	M	244577839	Ofankor Sawmill
72	Newton Samuel K	M	244664055	Pokuase Ridge
73	Asamoah Konadu	M	244664055	Pokuase Ridge
74	Seth .K. Mensah	M	249269706	U. Committee Chairman
75	Frank .O. Asmoako	M	546060790	Maranatha Home School
76	Yaw Annor	M	544960418	Oxzy Fm
77	Doii Benjamin Quarshie	M	244261524	Gnfs
78	Doii Clement Okai	M	244152945	Gnfs
79	Christian Attah Lartey	M	244982190	Unit Committee
80	Chief Inspector Asare Wurech	M	249142562	Ofankor Police
81	Theresa Ayeh	F	209197270	Pokuase
82	K. B. H. Ben Yamoah	M		
83	Chali Addo	M	249674334	John Teye
84	Edward Amissah	M		South Ofankor Residents Asso
85	George Osei	M	243439605	Unit Committee
86	Henry Wireko Agyare	M	246052094	Nii Ankraman
87	Lydia Koramoah	F	277722577	Ofankor
88	Faustina Amankwaa	F	243307439	Ofankor
89	Adwoa Amankwaa	F	242001111	Asofan
90	Samuel K Appiah	M	244424290	Nii Ankraman
91	Frederick Amefa	M	240402927	Asofan
92	Tiwaa Mary	F	544818888	New Ankraman
93	Mary Agyei	F	244163630	Asofan
94	Navadis Grace Obeng	F	246468142	Asofan
95	Robert Enelua	M		Trobu
96	Oppong Addae	M		Trobu
97	Dorcas Mensah	F		Trobu
98	Akuffo Samuel	M		Trobu
99	Devine	M		Trobu
100	Emmanuel Nii Laryea	M	244482767	Mofa/Agric
101	Moirra Ewa	F	202019159	Mcd/Gnma
102	Rejoice M. Datsomor	F	2449859985	Ad1/Gnma
103	Mavis Gyansah Kunadu	F	541176077	Budget
104	Janet Mawunyo Dorkenu	F	242124130	Community Development
105	Ayebo Naomi	F	2420170356	Community Development
106	Iddrisu Munkaila	M	249723643	Budget
107	Dolo Foli	M	557185655	
108	Sulamana Amadu	M	543024799	GNMA

109	Auralia Abolek	F	206464670	GNMA
110	Diana Saah Tetteh	F	243746919	Procurement
111	Gladys Antwi	F	244034284	Administration
112	Effah Emmanuel	M	244428810	Eho
113	Bonny Gurdon	M	244155830	Works
114	Robert Asante	M	244163796	Works
115	E. Osei Bonsu	M	555225456	Env.Health
116	Phyllis Akama-Kissah	F	244810017	Socialwelfare
117	Harriet Boadu	F	540856614	Social Welfare
118	Joyce Gyamfi	F	244043222	Mpp
119	Bakari Fati	F	244426570	Ppd
120	Theophilus Dorkenu	M	241781246	Records
121	Deborah Sanusi	M	249126750	Hr
122	Rhoda Kortey	F	207993377	Hr
123	Dr Doris Arthur	F	27745340	Ghs
124	Adjoa Ohenewaa Osei	F	244662575	Hr
125	Prince Adu Amankwah	M	54550091	Admin
126	Theodora Aseidu-Turkson	M	553256046	Ges
127	Raindolf A. Mensah	M	244878703	Nadmo
128	Bianca Agbetiafa	F	24548540	Nadmo
129	Darko Samuel	M	554893936	Afiaman
130	Mr Agyare- Waife Edward	M	262195933	Trobu
131	Mrs Asantewaa Avis	F	54878014	Trobu
132	Mrs Eunice Akoto	F	243166221	Tantra
133	Felicia Abban	F	24406048	Ofankor
134	Diana Adade	F	244369628	South Ofankor
135	Daniel Opoku	M	244095317	South Ofankor
136	Daniel Gyedu- Affaime	M	244626363	North Ofankor
137	Jerry Gyamerah	M	244892517	Gti
138	Yaw Nkromah	M		
139	Samuel Darko	M	240221945	Tabora
140	Abeiku Paintsil	M	555872905	Gwma
141	Albrul A Bruce	M	244755071	Tabora
142	Eric Anane	M	244126024	
143	Cynthia Ankrah	F	576393774	Pokuase
144	Patience Samms	F	244996810	Pokuase
145	Jobic J.	M	243803283	Ofankor
146	Mary A. Mamah	F	243108828	Pokuase G.N.T.D.A
147	Ben Kofi	M		

148	Sampson Kofi Yeboah	M	545086665	Ofankor
149	Nana Kwame	M	244574799	Ofankor
150	Obour Wiredu Kingsley	M	242312821	Ofankor
151	George Yawson Vineh	M	542675531	Joy Fm
152	Bright	M	54800315	Pan Africa Tv
153	Godfred Adu	M	547828941	Pan Africa Tv
154	Prosper Mensah	M		Pan Afrcan Tv
155	David Korley Botchway	M	545155847	Ofankor
156	Evans Rosina Newman	F	543008539	Ofankor
157	Theodora Ahedu- Turkson	F		Ges
158	Betty Ahinsah	F	24577145	Melbond Micro Finance Company Ltd
159	Atta Frimpong	F	274638111	
160	Okyeame Yaw	M	553741557	Radio Emashie
161	Naomi Batchway	F	508574130	Ofankor
162	Samuel A Tetteh	M	243107578	Ayawaso
163	Hayford C. Ahiatorga	M	243358998	Pokuase
164	Daniel Ashotey	M	245178060	Trobu
165	Helegah Grace	M	242960079	Pokuase
166	J.S Mensah	M	2423108857	Ecg
167	Ernest	M	277000659	
168	John Yeboah	M	549829084	Vegetable Farmer
169	Daniel Fuachie	M	243815955	Ofankor
170	Emmanuel Deku	M	244376945	Pokuase
171	Ofori Osei Samuel	M	24000108	Nss
172	Juliana Ayisi	F	24923599	Ofankor
173	Agbodre Lucy Francisca	F	541132703	Pokuase
174	Naomi Otoo	F	271959474	Pokuase
175	Helena Boateng	F	246628101	Pokuase
176	Kwarteng Nicholas	M	263554085	Pokuase
177	Joseph Tetteh	M	548269713	Pokuase
178	Amoako Bismark	M	273564007	Pokuase Amanfrom
179	Kwaku Prince	M	244644758	Pokuase Amanfrom
180	Solomon Owusu Ansah	M	246354418	Amamoley
181	Amos Asuman- Karikari	M	248884737	Tabitha Ghana
182	Kyere Theresah	F	243179373	New Ankraman
183	John Yeboah	M	549829004	Pokuase
184	Kwadwo Yeboah	M	554141533	Pokuase
185	Agyapong Patience	F	244429865	Amanfrom

186	Ezekiel Nelson	M	208934687	Amanfrom
187	Asiedu George Samuel	M	243263832	Fise
188	Alfred Amakye	M	242560996	Fise
189	Theresah Tagoe	F	277418665	Pokuase
190	Comfort Owusu	F	559027026	Pokuase
191	Nana Akyem Amponsah	M	246353931	Pokuase
192	George Osei	M	243439605	Tantra Hills
193	Akufo Samuel	M	243960580	Trobu
194	Fracis Brew	M	243743503	Trobu
195	Seth Mensah	M	277123648	Ofankor
196	Lydia Koramoal	F	277722517	Ofankor
197	Lampthey Edward	M	244756593	Ofankor
198	Maery Agyei	F	244163630	Asofan
199	Frederick Amofa	M	240402927	Asofan
200	Giftly Ofori	F	57304189	Nii Ankraman
201	Joseph Ofosu	M	262277058	Nii Ankraman
202	Fred Amponsah Baah	M	242001111	Asofan
203	Francis Baffoe	M	271159629	Ofankor
204	SAMUEL K. AGYEMANG	M	208213464	Pokuase
205	Osei Twumasi	M	243897878	
206	Adu Boateng	M	242070565	
207	Nan Aseidu Donkor	M	243179373	New Ankraman
208	Amti Maggie	F	549829004	Pokuase
209	Nana Asyeman	M	554141533	Pokuase
210	Jude Asante	M	244429865	Amanfrom
211	Ofori Poku	M	208934687	Amanfrom
212	Selina Osei Sarfo	F	243263832	Fise
213	Alex Osei Safo	M	242560996	Fise
214	Stephen Akuofo	M	277418665	Pokuase
215	Kwesi Asyei	M	559027026	Pokuase
216	Micheal Abbian	M	246353931	Pokuase
217	Agnes Gyimah	F	243439605	Tantra Hills
218	Thoman Adu Gyemfi	M	243960580	Trobu
219	Beatrice Adom	F	243743503	Trobu
220	Joseph Appiah Dodd	M	277123648	Ofankor
221	Elizabeth Ampedu	F	277722517	Ofankor
222	Vivian Gyena	F	244756593	Ofankor
223	Felicia Adjei Ampofo	F	244163630	Asofan
224	Safo Debrah	M	240402927	Asofan

225	Stephen Akuoko Jnr	M	57304189	Nii Ankraman
226	Teadur Kamkam	M	262277058	Nii Ankraman
227	Tadomah	M	242001111	Asofan
228	Sampe	M	271159629	Ofankor
229	Amponsah	M	208213464	Pokuase
230	Asare Twum	M	243897878	
231	Equam	M	242070565	
232	Stephen Dzamesi	M	554893936	Afiaman
233	Henry Okine Mensah	M	262195933	Trobu
234	Micheal Nyakpo	M	54878014	Trobu
235	Kwesi Amoani	M	243166221	Tantra
236	Prosper Tublu	M	24406048	Ofankor
237	Edward Arthur	M	244369628	South Ofankor
238	Adama Nador	F	244095317	South Ofankor
239	Adombire Clement	M	244626363	North Ofankor
240	Esther Mensah	F	244892517	Gti
241	Emmanuel K. Mensah	M		
242	Gina Mensah	F	240221945	Tabora
243	Emmanuel Abeiku Andoh	M	555872905	Gwma
244	Regina Nador	F	244755071	Tabora
245	Patient Korang	F	244126024	
246	Veronica Addae	F	576393774	Pokuase
247	Adevu Daniel	M	244996810	Pokuase
248	Abdul Rezak Abu	M	243803283	Ofankor
249	Buhari Iddresu	M	243108828	Pokuase G.N.T.D.A
250	Yusif Stanley	M		
251	Alhaji Salifu Amadu	M	545086665	Ofankor
252	Pamela Osei Koffie	F	244574799	Ofankor
253	Raphael Zoka	M	242312821	Ofankor
254	Kande	F	542675531	Joy Fm
255	Haruna Idriss	M	54800315	Pan Africa Tv
256	Dina Acquah	F	547828941	Pan Africa Tv
257	Mr Cherles Prah	M		Pan Afrcan Tv
258	Cudjoe Atsu	M	545155847	Ofankor
259	Janathan Dzissah	M	543008539	Ofankor
260	Maa Abena	F		Ges
261	Faustina Aredelom	F	24577145	Melbond Micro Finance Company Ltd
262	Nancy Aba Dadzie	F	274638111	

263	Mohammed Yusif	M	553741557	Radio Emashie
264	Emmanuel Sarfo	M	508574130	Ofankor
265	Asepapah Prince	M	243107578	Ayawaso
266	Osman Hauna	M	243358998	Pokuase
267	Sarah Crabbe	F	245178060	Trobu
268	Maxwell Ofori	M	242960079	Pokuase
269	Augustine Boamah	M	2423108857	Ecg
270	George Danquah	M	277000659	
271	Grace Dartey	F	243743503	Trobu
272	Frederick Boamah	M	277123648	Ofankor
273	Fofo Aquae	M	277722517	Ofankor
274	Frank Tsekpo	M	244756593	Ofankor
275	Enoch Okantey	M	244163630	Asofan
276	Doris Wiafe	F	240402927	Asofan
277	Akua Fawaah	F	57304189	Nii Ankraman
278	Rose Kontah	F	262277058	Nii Ankraman
279	Helena Owusu	F	242001111	Asofan
280	Kofi Sefa	M	271159629	Ofankor
281	Benard Opoku	M	208213464	Pokuase
282	Ellen Akyere	F	243897878	
283	Ankra Musah	M	54878014	Trobu
284	Felicia Baah	F	243166221	Tantra
285	James Opoku	M	24406048	Ofankor
286	Mr Oscar Asiedu	M	244369628	South Ofankor