



REPUBLIC OF GHANA

**ASSIN SOUTH DISTRICT ASSEMBLY**

**ANNUAL PROGRESS REPORT**

**2019**

**PREPARED BY THE:**

**DISTRICT PLANNING AND CO-ORDINATING UNIT**

**JANUARY, 2020**

# Table of Contents

CHAPTER ONE [1] .....	2
<b>INTRODUCTION</b> .....	2
<b>PURPOSE OF M&amp;E FOR THE 2019</b> .....	2
<b>PROPORTION OF DMTDP 2018-2021 IMPLEMENTED</b> .....	2
<b>PROPORTION OF 2019-AAP IMPLEMENTED</b> .....	3
<b>Challenges Encountered In Implementation of 2019 AAP</b> .....	5
<b>PROCESSES INVOLVED IN THE M&amp;E OF ACTIVITIES</b> .....	6
CHAPTER TWO (2) .....	7
<b>Programmes and Projects Monitored</b> .....	7
<b>PROJECT ANALYSIS</b> .....	19
<b>PROGRAMME ANALYSIS</b> .....	34
CHAPTER THREE [3].....	35
<b>REPORT ON FUNDING BY SOURCES</b> .....	35
<b>Utilization of funds in accordance with the budget</b> .....	38
CHAPTER FOUR [4] .....	39
<b>UPDATES ON CORE INDICATORS AND TARGETS</b> .....	39
CHAPTER FIVE [5] .....	42
<b>Table 8: UPDATES ON CRITICAL DEVELOPMENT AND POVERTY ISSUES</b> .....	42
<b>A. The Youth Employment Development Agency (YEA)</b> .....	43
<b>B. The School Feeding Programme</b> .....	43
<b>Environmental Health Unit</b> .....	44
<b>POVERTY STATUS OF THE DISTRICT</b> .....	49
CHAPTER SIX [6] .....	50
<b>EVALUATIONS</b> .....	50
<b>PARTICIPATORY MONITORING AND EVALUATION (PM&amp;E)</b> .....	52
<b>KEY ISSUES</b> .....	54
<b>THE WAY FORWARD</b> .....	54

## **CHAPTER ONE [1]**

### **INTRODUCTION**

The Annual Progress Report (APP) for 2019 is a composition and collection of all development projects and programmes that were undertaken within the year 2019. It sums up all the development activities under various Dimensions of the Agenda for Jobs Policy Framework as captured in the District's Medium Term Development plan for 2018 – 2021.

It also examines all the funding sources available to the District and the extent to which these sources were exploited for the benefit of the District's development efforts. All expenditure incurred on the various sectors are also well elaborated in this document.

### **PURPOSE OF M&E FOR THE 2019**

The District organized Monitoring and Evaluation exercises throughout the year for various purposes including:

- Ascertain the level of implementation of various projects and programmes
- Interact with service providers such as consultants, suppliers and contractors on progress and challenges faces in the execution of their responsibilities
- Interact with beneficiaries and communities who are recipients of various development efforts of the District Assembly.
- Evaluate the impact of development activities in the communities and beneficiaries.
- To obtain feedback from all stakeholders on how to improve in the delivery of services and facilities.
- Determine priority areas for the allocation of resources and funds.

### **PROPORTION OF DMTDP 2018-2021 IMPLEMENTED**

There was an annual implementation rate of 86.6% of the Annual Action Plan for 2019. There is also about 48.4% of the District Medium Term Development plan (2018-2021) implemented and being implemented at the end of 2019.

**Table 1: PROPORTION OF DMTDP IMPLEMENTED**

No.	INDICATORS	Baseline	Target	Actual
		2018	2019	2020
1.	Proportion of the Annual Action Plans implemented by the end of the year	82.7%	100%	86.67%
	a. Percentage Completed	63.87%	100%	55.15%
	b. Percentage of on-going interventions	16.13%	0%	25.74%
	c. Percentage of interventions abandoned	19.35%	0%	21.32%
	d. Percentage of interventions yet to start	17.3%	0%	12.4%
2.	Proportion of the overall Medium Term Development Plan implemented by the end of the year	23.4%	50%	48.4%

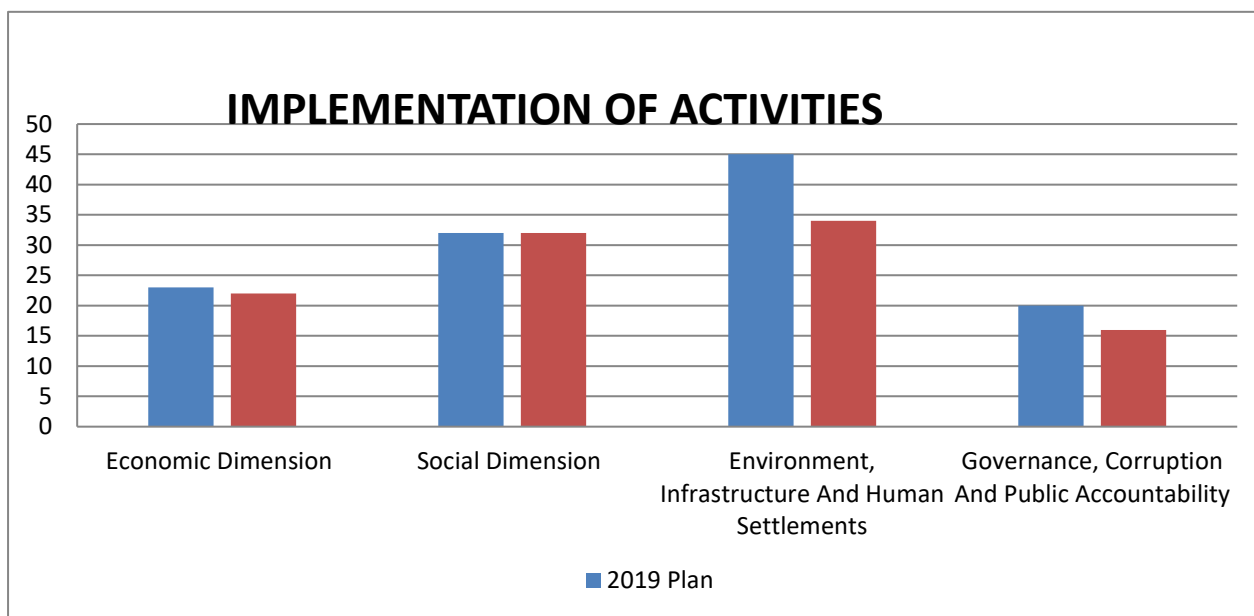
**PROPORTION OF 2019-AAP IMPLEMENTED**

In 2019, 86.67 per cent (%) of activities comprising of various projects and programmes supported with GoG funds and Donner supported funds, were successfully implemented. This constitutes about 48.9% per cent of the 2018 – 2021 District Medium Term Development Plan. One hundred and four (104) out of a total of one hundred and twenty (120) projects and programmes were implemented.

**Table 2: PROPORTION OF ANNUAL ACTION PLAN IMPLEMENTED**

NO.	DEVELOPMENT DIMENSIONS	2019	
		Plan	Exec
1.	Economic Dimension	23	22
2.	Social Dimension	32	32
3.	Environment, Infrastructure And Human Settlements	45	34
4.	Governance, Corruption And Public Accountability	20	16
	<b>TOTAL ACTIVITES</b>	<b>120</b>	<b>104</b>

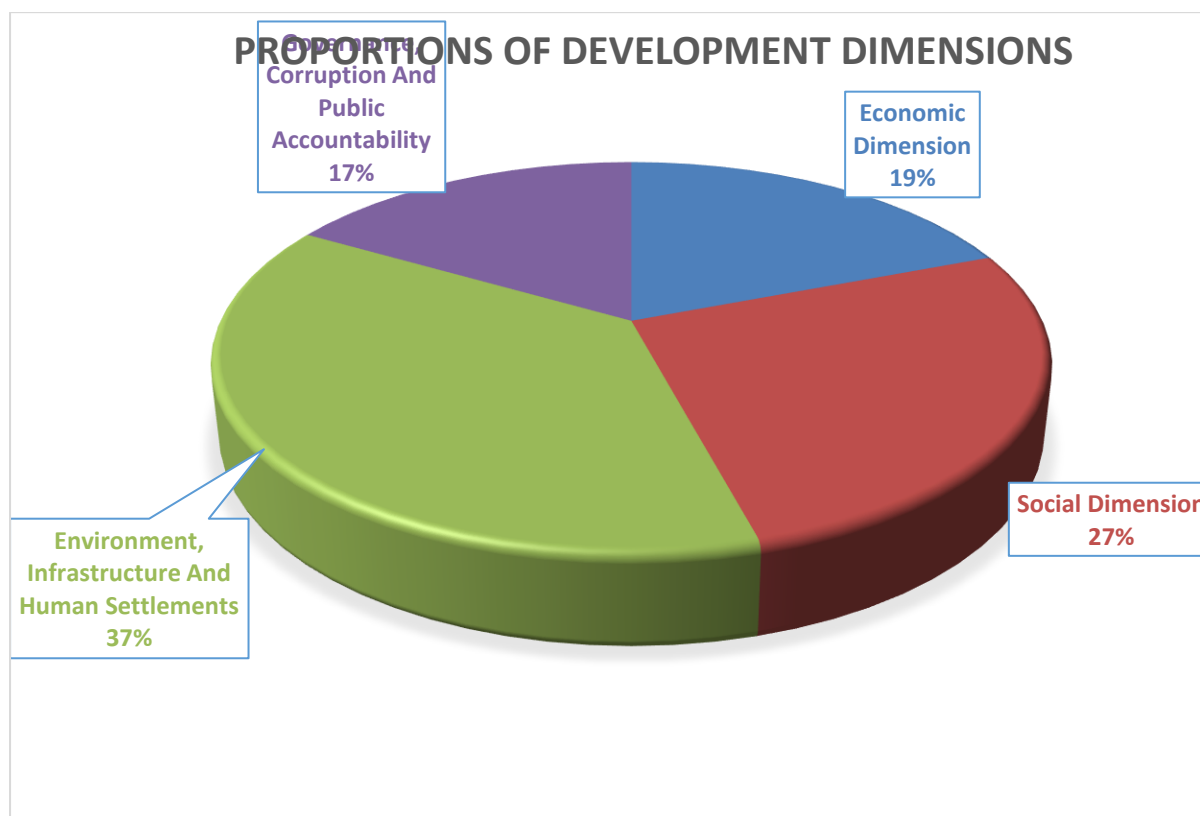
**Fig. 1: Activity Implementation Trend**



The chart above displays the trends of implementation of activities under the various Dimensions of the Agenda for Jobs Policy Framework of the Government.

It is evident the most activities implemented are under the social dimension, this is followed by the economic dimension, the governance dimension comes in third and finally the environment and human settlement dimension.

**Fig 2: Development Dimensions**



### **Challenges Encountered In Implementation of 2019 AAP**

During the implementation of the activities captured in the DMTDP and the AAP for 2019, a number of challenges were encountered as well as during the monitoring and evaluation of the implemented activities.

Some of these challenges include:

- Inability to implement planned projects due to external factors such as inflation
- Untimely release of certain statutory funds such as the District Assemblies Common Fund (DACF) delays implementation process
- Natural occurrences make it difficult to implement certain projects and to achieve targets, for instance rainstorms, pests and diseases

- Inadequate personnel for the implementation of all programmes and projects to achieve required targets
- Conflicts and misunderstandings among some community members sometimes derailed the implementation of certain projects and programmes.
- Poor collaboration among key stakeholders at times made implementation of programmes and monitoring difficult.

## **PROCESSES INVOLVED IN THE M&E OF ACTIVITIES**

The processes the D.A adopted in the monitoring and evaluation of its development activities were based on the NDPC's guidelines for M&E.

Basically the Annual Action Plan was broken in to quarters depending on the activities being implemented in each quarter of the year.

The DPCU was composed and given some education and orientation on the indicators to be used to monitor the activities.

The first week of the end of every quarter is used to monitor the activities captured within that quarter on the field and a meeting is organized to review the individual reports of all members of the monitoring team.

After the review is done, an officer is made in charge of the compilation of the Progress Report for that period.

## **CHAPTER TWO (2)**

### **Programmes and Projects Monitored**

The District monitored over 86 programmes (86) programmes and thirty four (34) Projects. These activities were funded from District Assembly's Common Fund (DACF), GSOP, DDF, IDA and UNICEF among others.

Below is a matrix of projects with the various contractors and the funding sources attached to each and every project:

**Table 3:****ANNUAL PROGRESS REPORT 2019****ASSIN SOUTH DISTRICT**

NO	PROJECT DISCRPTION	THEMATIC AREA OF POLICY FRAMEWORK	LOCATION	CONTRACTOR/CONSULTANT	CONTRACT SUM GH¢	SOURCE OF FUNDING	DATE OF AWARD	DATE STARTED	EXPECTED DATE OF COMPLETION	PAYMENT TO DATE	OUTSTANDING BALANCE	STATUS (%)	REMARKS
	<b>DDF</b>												
1.	Drilling and Construction of 6no. Limited mechanised boreholes	<b>SOCIAL DIMENSION</b>	Dawumako, Ochisu, Akrofuom, Kyekyewere, Nsuaem, Abease	EAK Company Ltd.	205,041.00	DDF	06-Jul-18	14/06/18	11-Jul-18	134,190.00	70,851.00	100%	Completed
2.	Construction of 1no. CHPS facility	<b>SOCIAL DIMENSION</b>	Nyamebebu	Cob-Tay Construction Limited, Box 18171, Accra.	201,458.63	DDF	06-Jul-18	14/06/18	11-Jul-18	97,067.09	104,391.54	100%	Completed
3.	Construction of 1 No. 3 unit classroom block with ancillary facility	<b>SOCIAL DIMENSION</b>	Dadieso	King George Arhin Enterprise	169,530.90	DACF/RFG	21-Oct-19	30-Oct-19	30-Apr-20	87,815.35	81,715.55	50%	On-going
4.	Construction of 1 No. 3 unit classroom block with ancillary facility	<b>SOCIAL DIMENSION</b>	Nyamebekyere - Asuoyaa	OC Anoyaa Company Ltd.	169,992.15	DACF/RFG	21-Oct-19	30-Oct-19	30-Apr-20	25,429.64	144,562.51	50%	On-going

5.	Routine Maintenance of Dosii – Betwease FR	<b>ECONOMIC DIMENSION</b>	Dosii	Debrasko Com. Ltd.	89,500.00	DACF/RFG	8-Nov-19	14-Nov-19	8-May-20	89,500.00	0.00	100%	Completed
6.	Construction of 1 No. 3 unit classroom block with ancillary facility	<b>SOCIAL DIMENSION</b>	Teheniti	KWABS UNITY GHANA LTD.	169,992.15	DACF/RFG	8-Nov-19	14-Nov-19	8-May-20	26,425.36	143,566.79	20%	On-going
7.	Construction of 1 No. 3 unit Semi-detach Teachers Accommodation	<b>SOCIAL DIMENSION</b>	Wankoso	CHIEF YAHAYA ENT.	184,297.26	DACF/RFG	8-Nov-19	14-Nov-19	8-May-20	33,845.26	150,452.00	20%	On-going
8.	Construction of 1 No. 2 Unit (KG)	<b>SOCIAL DIMENSION</b>	Assin Besease	King George Arhin Enterprise	129,358.13	DACF/RFG	8-Nov-19	14-Nov-19	8-May-20	22,346.58	107,011.55	20%	On-going
9.	Construction of 1. No. community based Health Planning Service (CHPS)	<b>SOCIAL DIMENSION</b>	Assin Adubiase			DACF/RFG							
<b>WATER AND SANITATION</b>													

10.	Construction of Small Town Water System at Saline Belt (Nyankumasi Cluster)	<b>SOCIAL DIMENSION</b>	Jakai, Nyankumasi Ahenkro, Bosomadwe, Ayeldu, Kwamankese, Patoako, Taabosom, Kokodo	Hydromics Construction Ltd. Box LG 924, Legon - Accra.	8,052,865.15	IDA	03-Sep-18	10-Oct-18	30-Dec-19	6,052,865.15	2,000,000.00	100%	Completed
<b>NO</b>	<b>GSOP</b>												
11.	Afforestation of Community Lands (15 hectares of Coconut Plantation)	<b>ENVIRONMENT, INFRASTRUCTURE AND HUMAN SETTLEMENT</b>	Assin Homaho	Community Participants	250,001.00	GSOP	02-Feb-15	02-Mar-15	09-Jul-17	250,001.00	0	100%	continuous
12.	Afforestation of Community Lands (10 hectares of Coconut Plantation)	<b>ENVIRONMENT, INFRASTRUCTURE AND HUMAN SETTLEMENT</b>	Assin Achiase	Community Participants	200,000.00	GSOP	02-Feb-15	02-Mar-15	09-Jul-17	200,000.00	0	100%	continuous
13.	Routine maintenance of Aworoso Forest Plantation	<b>ENVIRONMENT, INFRASTRUCTURE AND HUMAN SETTLEMENT</b>	Aworoso	District Assembly	50,000.00	GSOP	19/01/2014	19/01/2015	19/05/2014	50,000.00	0	100%	continuous
<b>NO</b>	<b>DACF PROJECTS</b>												
14.	Pavement of Nyankumasi Ahenkro Lorry Park (2300m2)	<b>ECONOMIC DIMENSION</b>	Nyankumasi Ahenkro	Cob-Tay Construction Limited, Box 18171, Accra.	289,495.50	DACF	15/11/17	20/11/17	15/4/17	212,818.30	76,677.20	100%	Completed

15.	Construction of 1no. 6-unit Classroom Block with ancillary facilities	<b>SOCIAL DIMENSION</b>	Assin Manso	Sokae Enterprise, Box SW 553, Agona Swedru.	368,186.36	DACF	15/11/17	20/11/17	15/4/17	139,338.67	228,847.69	100%	Completed
16.	Construction of fence Wall with Security Post for DCE's Residence	<b>GOVERNANCE, CORRUPTION AND PUBLIC ACCOUNTABILITY</b>	Assin Nkran	K-Bio Construction works, Box M21 Agona Swedru.	158,993.80	DACF	15/11/17	20/11/17	15/4/17	23,849.07	135,144.73	100%	Completed
17.	Drilling and Construction of 2no. Limited mechanised borehole and 1no bore hole with hand pump at selected communities	<b>SOCIAL DIMENSION</b>	Odumasi, Domeabra, Yaa Boahemaa	Shawud Company Ltd. Box 358, Ofankor.	81,235.35	DACF	15/11/17	20/11/17	15/4/17	53,395.00	27,840.35	100%	Completed
18.	Construction of 1no. 8-seater water closet toilet	<b>SOCIAL DIMENSION</b>	Assin Manso	Chief Yahaya Enterprise. Box 49, Salt Pond.	78,521.20	DACF	15/11/17	20/11/17	15/4/17	40,016.95	38,504.25	100%	Completed
19.	Rehabilitation of Nyankumasi Ahenkro Health Center	<b>SOCIAL DIMENSION</b>	Nyankumasi Ahenkro	Theo Metro Construction Ltd. Box 870, Malam- Accra	339,663.37	DACF	06-Jul-18	14/06/18	11-Jul-18	3,000.00	336,663.37	20%	on-going
20.	Const. Of 1no. 2-storey 6 bedroom bungalow and boys quarters for DCE	<b>GOVERNANCE, CORRUPTION AND PUBLIC ACCOUNTABILITY</b>	Assin Nkran	M/S Theomaf Limited P.O.Box TN. 64 Teshie - Nungua Estate	382,480.96	DACF	30-May-11	30-Jun-11	30-Jan-12			80%	On-going

21.	Const. of 1no. 3-unit Bedroom Bungalow for Magistrate	<b>GOVERNANCE, CORRUPTION AND PUBLIC ACCOUNTABILITY</b>	Assin Nkran	M/S Kakson P.O.Box 53	79,273.26	DACF	25-Jan-11	30-Jan-11	25-Jun-11			65%	On-going
22.	Construction of 1no. District Administration Office Block Complex	<b>GOVERNANCE, CORRUPTION AND PUBLIC ACCOUNTABILITY</b>	Nsuaem /Kyekyewere	Boakye Yiadom Construction Works Ltd. Cape Coast/ Ghana	540,000.00	DACF	01-Aug-07	02-Aug-07	01-Jun-08			70%	On-going
23.	Construction of 1 No. 2 Unit (KG)	<b>SOCIAL DIMENSION</b>	Asano	Estampro Enterprise	129,966.21	DACF	20-Sep-19	30-Sep-19	30-Apr-20			5%	foundation
24.	Construction of 1 No. 3 Unit classroom block with ancillary facility	<b>SOCIAL DIMENSION</b>	Adiembra	Rising Sun Enterprise	169,899.90	DACF	20-Sep-19	30-Sep-19	30-Apr-20			15%	On-going
25.	Construction of 1. No. 8 – Seater Water closet Toilet	<b>SOCIAL DIMENSION</b>	Adiembra	Power Max Star Co. Ltd.	95,675.00	DACF	20-Sep-19	30-Sep-19	30-Apr-20			5%	On-going
26.	Construction of 1. No. community based Health Planning Service (CHPS)	<b>SOCIAL DIMENSION</b>	Nkubem	Theo Metro Construction Ltd.	203,678.30	DACF	20-Sep-19	30-Sep-19	30-Apr-20			15	On-going
27.	Construction of 1. No. community based Health Planning Service (CHPS)	<b>SOCIAL DIMENSION</b>	Kramokrom	Cob – Tay Construction Ltd.	204,971.71	DACF	20-Sep-19	30-Sep-19	30-Apr-20				Commencement

	GETFUND												
28.	Construction of 1no. 6 - unit classroom block with Ancillary facilities	<b>SOCIAL DIMENSION</b>	Saaman D/A pri. Sch. at Saaman	Fostwum Co. Ltd P.O. Box 1194 Koforidua	140,134.50	Getfund	02-Nov-10		02-Jul-11			70%	abandoned
29.	Construction of 1no. 6 - unit classroom block with Ancillary facilities	<b>SOCIAL DIMENSION</b>	Anyinabrim Primary School	Little Light Enterprise P.O. Box NB606 Assin Fosu	192,038.02	Getfund	31-Oct-11		29-Jun-12			70%	abandoned
30.	Construction of 1no. 6 - unit classroom block with Ancillary facilities	<b>SOCIAL DIMENSION</b>	Assin Nkubem Primary School	Nyinakorah Ent. Ltd. P.O. Box 19 Mankessim	199,999.98	Getfund	20-Mar-11		09-Jul-11			30%	abandoned
31.	Construction of 1no. 6 - unit classroom block with Ancillary facilities	<b>SOCIAL DIMENSION</b>	Assin Andoe	Crystal Valley Ventures P.O.Box 87 Gomoa Apaam	199,532.68	Getfund	20-Mar-11		07-Apr-11			65%	abandoned
32.	Construction of 1no. 3 - unit classroom block with Ancillary facilities	<b>SOCIAL DIMENSION</b>	Assin Darmang	Ebko Const. Works P.O.Box 324 Darkuman	137,485.26	#REF!	12-Dec-11		07-Apr-11			80%	abandoned

33.	Construction of 1no. 3 - unit classroom block with Ancillary facilities	<b>SOCIAL DIMENSION</b>	Assin Adiano D/A Prim. Sch.	Bo. Const. Ltd. P.O.Box AD 217 Darkuman	145,152.29	Getfund	31-Oct-11			29-Jun-12			80%	abandoned
34.	Construction of 1 No 6 - unit classroom block	<b>SOCIAL DIMENSION</b>	Kwame Amoabeng	Vappy Concrete Products P.O.Box 744 Madina - Accra	190,029.71	Getfund	21-May-12			21-Dec-12			30%	abandoned
35.	Construction of 1no. 6 - unit classroom block with Ancillary facilities	<b>SOCIAL DIMENSION</b>	Nyamebebu Primary School	Milex Managed Serv. Ltd. P.O. Box 1170 Cape Coast	199,704.08	Getfund	01-Nov-11			02-Jun-12			50%	abandoned
36.	Construction of 1no. 6 - unit classroom block with Ancillary facilities	<b>SOCIAL DIMENSION</b>	Ongwa/ Aworoso	Bo. Const. Ltd. P.O.Box AD 217 Darkuman	191,029.71	Getfund	18-Oct-11			18-Apr-12			40%	abandoned
37.	Construction of 1no. 3 story 18 - unit classroom block with Ancillary facilities Construction of 1no. 6 - unit classroom block with Ancillary facilities	<b>SOCIAL DIMENSION</b>	Assin Manso	ST. PATRICK ESTATE LTD.	641,163.00	Getfund	18-May-08			18-May-09			50%	abandoned

38.	Construction of 1no. 6 - unit classroom block with Ancillary facilities	<b>SOCIAL DIMENSION</b>	Domeabra	Philiyanco Company Ltd	139,918.22	Getfund	01-Sep-08		01-Jan-09			75%	abandoned
39.	Construction of 1no. 2-story boys dormitory block with ancillary facilities	<b>SOCIAL DIMENSION</b>	Nyankumasi Ahenkro	Egroeg Com. Ltd.	876,253.00	Getfund	18-May-12		18-May-13			50%	abandoned
40.	Construction of 6 - unit classroom block with Ancillary facilities	<b>SOCIAL DIMENSION</b>	Assin Dawumako	Asobre Mines & Const. Ltd	198,936.00	Getfund	18-Oct-11		18-Apr-12			40%	abandoned
41.	Construction of 6 - unit classroom block	<b>SOCIAL DIMENSION</b>	Assin Jakai	Obifod Co. Ltd	161,595.45	Getfund	14/7/11		14/1/12			50%	abandoned
42.	Construction of 18 - unit classroom block with Ancillary facilities at Nyankumasi Ahenkro SHS	<b>SOCIAL DIMENSION</b>	Nyankumasi Ahenkro	Boakye Mensa Const. Ltd		Getfund						30%	abandoned
43.	Construction of 3 - unit classroom block with Ancillary facilities	<b>SOCIAL DIMENSION</b>	Assin Tumfokor	E-Days Company Ltd	127,695.41	Getfund	01-May-08		14-Nov-08			30%	abandoned

44.	Construction of 2 story Boys Dormitory block at Manso SHS	<b>SOCIAL DIMENSION</b>	Assin Manso	Davis Wright		Getfund						50%	abandoned
45.	Construction of 1 No 3 - unit classroom block	<b>SOCIAL DIMENSION</b>	Seseko	MASKA CONST. WORKS LTD.	35,427.09	Getfund	26-Sep-08		26-Mar-09			40%	abandoned
46.	Construction of 6 - unit classroom block with Ancillary facilities	<b>SOCIAL DIMENSION</b>	Ochisu	Farancleb Enterprise	74,555.25	Getfund	21-Sep-07		14-Feb-08			50%	abandoned
47.	Construction of 2 story office block Complex	<b>SOCIAL DIMENSION</b>	Nsuaem Kyekyewere	Boakye Mensa Const. Ltd.		Getfund						40%	abandoned
48.	Construction of teacher's Accomodation	<b>SOCIAL DIMENSION</b>	Atia Labadi	Obaakwaa Enterprise Ltd., Box KU 78 Winneba (Ababe Const. Ltd)	73,074.00	Getfund	21-Sep-07		14-Feb-08			-50%	abandoned
49.	Construction of 1 No. 3 - unit classroom block	<b>SOCIAL DIMENSION</b>	Assin Odumase			Getfund						85%	abandoned
50.	Construction of 6 - unit classroom block with Ancillary facilities	<b>SOCIAL DIMENSION</b>	Kruwa			Getfund						50%	abandoned

51.	Construction of 6 - unit classroom block with Ancillary facilities	<b>SOCIAL DIMENSION</b>	Apenkro		388,000.00	Getfund	04-Nov-16					10%	abandoned
52.	Construction of 1no. 2-unit Classroom Block with ancillary facilities	<b>SOCIAL DIMENSION</b>	Akrofofum		119,543.50	Getfund	04-Nov-16					10%	abandoned
53.	Construction of 1no. 2-unit Classroom Block with ancillary facilities	<b>SOCIAL DIMENSION</b>	Nsuekyir		119,981.40	Getfund	04-Nov-16					10%	abandoned
54.	Construction of 1no. 3-unit Classroom Block with ancillary facilities	<b>SOCIAL DIMENSION</b>	Akoteykrom		149,999.30	Getfund	04-Nov-16					10%	abandoned
<b>CEDECOM</b>													
55.	Construction of Market Complex with Ancillary facilities	<b>ECONOMIC DIMENSION</b>	Nyankumasi Ahenkro	Proyeb Company Limited		CEDECOM	09-Sep-14		07-Dec-15			10%	Stand still
56.	Construction of CHPS compound	<b>SOCIAL DIMENSION</b>	Akwetey			CEDECOM						10%	Stand still

57.	Construction of ICT Center with Ancillary facilities	<b>SOCIAL DIMENSION</b>	Assin Nsuta			CEDECOM	15/06/13		15/12/13			20%	Stand still
	<b>OTHERS</b>												
58.	Construction of 1 No. 3 - unit classroom block with office, store & ICT	<b>SOCIAL DIMENSION</b>	Akwetey	Direct Labour (SELF HELP)		ICI						10%	on-going
59.	Construction of 1 No. 6 - unit classroom block with office, store & ICT	<b>SOCIAL DIMENSION</b>	Kwafokrom	Direct Labour (SELF HELP)		Community initiative						10%	on-going
60.	Construction of 1no. CHPS facility	<b>SOCIAL DIMENSION</b>	Adadientem	Direct Labour (SELF HELP)		Community initiative						35%	on-going

## **PROJECT ANALYSIS**

The year under review had a lot of physical infrastructure projects being implemented but not completed. This was due to adequate funds being provided through the DACF/RFG for investment purposes.

It can be seen from the Project Matrix above that there were no funded projects from the District's Internal Generated Funds (IGF), this calls for the District to intensify its efforts at raising internal generated funds for development activities.

It can however be seen that as part of the District's objective to increase economic activities, a lot of efforts have been put in the rehabilitation of various feeder roads to make them more accessible to the farmers and commuters to be able to transport their wares to the various market centers in and around the district with more ease than before.

**Table 4: District Programme**

NO	PROGRAMME DISCRPTION	DEVELOPMENT DIMENSION OF POLICY FRAMEWORK	AMOUNT INVOLVED GH¢	SOURCE OF FUNDING	DATE STARTED	EXPECTED DATE OF COMPLETION	EXPENDITURE TO DATE	OUT STANDING BALANCE	STATUS (%)	TOTAL BENEFICIARIES	REMARKS
	<b>CENTRAL ADMINISTRATION</b>										
	Operationalize 3 ICTs at Manso, Nsuaemkyekyewere, Nyankumasi	<b>SOCIAL DIMENSION</b>	5,000.00	DACF			2,000.00		60%	2 Facilities	<b>PARTIALLY IMPLEMENTED</b>
1	Provide feeding for 41 Schools (School feeding programme) Monitoring	<b>SOCIAL DIMENSION</b>	1,000.00	DACF	<b>MARCH</b>	<b>DECEMBER</b>	1,000.00	0	100	41 SCHOOLS	
2	Printing and publication of articles, adverts, calendars and announcements	<b>GOVERNANCE, CORRUPTION AND PUBLIC ACCOUNTABILITY</b>	2,500.00	DACF/ IGF	<b>JAN</b>	<b>December</b>	2,500.00	0	100	All HoDs, 35 Assembly Members	
3	Expansion of rural electrification- (District Wide)	<b>ECONOMIC DIMENSION</b>	12,000.00	DACF	<b>JAN</b>	<b>DEC</b>	12,000.00	0	100	8 COMMUNITIES	
4	Provision of Logistics for Area Council Offices (stationary/Furniture )	<b>GOVERNANCE, CORRUPTION AND PUBLIC ACCOUNTABILITY</b>	30,000.00	IGF	<b>JAN</b>	<b>DEC</b>	5,000.00	25,000.00	20	6 AREA COUNCILS	
5	Support Community initiated projects (Cement & Roofing	<b>GOVERNANCE, CORRUPTION AND PUBLIC ACCOUNTABILITY</b>	60,000.00	DACF	<b>JAN</b>	<b>DEC</b>	45,000.00	15,000.00	85	12 COMMUNITIES	

	Sheets, etc)										
6	Operations and Maintenance (O&M) of assembly properties and vehicles	<b>GOVERNANCE, CORRUPTION AND PUBLIC ACCOUNTABILITY</b>	50,000.00	DACF	JAN	DEC	40,000.00	10,000.00	90	14 PROPERTIES AND VEHICLES	
7	Contribution to counterpart funding of development projects and programmes	<b>GOVERNANCE, CORRUPTION AND PUBLIC ACCOUNTABILITY</b>	50,000.00	DACF	JAN	DEC	10,000.00	40,000.00	10	2 PROJECTS	
8	Support for the operations of DPCU	<b>GOVERNANCE, CORRUPTION AND PUBLIC ACCOUNTABILITY</b>	5,000.00	DACF	JAN	DEC	2,000.00	3,000.00	40	11 MEMBERS	
9	Training of Staff /AC/UC & Assembly members	<b>GOVERNANCE, CORRUPTION AND PUBLIC ACCOUNTABILITY</b>	5,000.00	DACF/DDF	JAN	DEC	5,000.00	0	100	30 PARTICIPANTS	
10	Procurement of Office Equipment and Stationary for DA	<b>GOVERNANCE, CORRUPTION AND PUBLIC ACCOUNTABILITY</b>	20,000.00	DACF/DDF	25 <sup>th</sup> June	25 <sup>th</sup> June	20,000.00	0	100	11 DEPARTMENTS AND UNITS	
11	Review and Completion of Development Plans and Budgets	<b>GOVERNANCE, CORRUPTION AND PUBLIC ACCOUNTABILITY</b>	10,000.00	DACF	March	October	8,000.00	2,000.00	80	50 PARTICIPANTS	
12	Participatory Monitoring and evaluation of projects and	<b>GOVERNANCE, CORRUPTION AND PUBLIC ACCOUNTABILITY</b>	20,000.00	DACF/IGF	JAN	DEC	12,000.00	8,000.00	60	25 PARTICIPANTS	

	programmes										
13	Data Collection and analysis for enhanced revenue and planning purposes (includes tourist sites)	<b>ECONOMIC DIMENSION</b>	5,000.00	DACF/IGF	18 <sup>th</sup> Feb	21 <sup>st</sup> Feb	2,000.00	3,000.00	45	5 TOURIST SITES	
14	Provision of Street Light bulbs (District Wide)	<b>ECONOMIC DIMENSION</b>	10,000.00	DACF	10 <sup>th</sup> June	15 <sup>th</sup> June	10,000.00	0	100	13 COMMUNITIES	
15	Celebration of National and International Days (Farmers Day, Emancipation day, Independence Day, NAFAC)	<b>GOVERNANCE, CORRUPTION AND PUBLIC ACCOUNTABILITY</b>	25,000.00	DACF	JAN	DEC	25,000.00	0	100	4 NATIONAL CELEBRATIONS	
16	Organisation of various meetings (DISC, Management, HoDs, Staff Durbars and others)	<b>GOVERNANCE, CORRUPTION AND PUBLIC ACCOUNTABILITY</b>	10,000.00	IGF	JAN	DEC	10,000.00	0	100	11 DEPARTMENTS	
<b>HEALTH SERVICES</b>											
17	Conduct national Immunization days in the district	<b>SOCIAL DIMENSION</b>	200.00	IGF	12 <sup>th</sup> April,	12 <sup>th</sup> April	200.00	0.00	100%	16	
18	Support for reproductive health lifestyle though training	<b>SOCIAL DIMENSION</b>	n/a	n/a	12 <sup>th</sup> April	12 <sup>th</sup> April	n/a	n/a	100%	4	

19	Increase awareness on Maternal Health promotion and Protection through sensitisation	<b>SOCIAL DIMENSION</b>	220.00	GENERAL RESOURCE	28 <sup>th</sup> April	28 <sup>th</sup> April	220.00	0.00	100%	40	
20	Promote occupational Health and Safety through sensitisation'	<b>SOCIAL DIMENSION</b>	n/a	n/a	22 <sup>nd</sup> April	28 <sup>th</sup> April	n/a	n/a	100%	1	
21	Improve quality of Clinical care	<b>SOCIAL DIMENSION</b>	n/a	n/a	23 <sup>rd</sup> April	24 <sup>th</sup> April	n/a	n/a	100%	50	
22	Improve Early detection,reporting and management of communicable diseases	<b>SOCIAL DIMENSION</b>	1,200.00	GENERAL RESOURCE	23 <sup>rd</sup> April	27 <sup>th</sup> April	1,200.00	0.00	100%	6	
23	Increase Malaria prevention awareness and testing before treatment	<b>SOCIAL DIMENSION</b>	3,450.00	GLOBAL FUND	2 <sup>nd</sup> May	2 <sup>nd</sup> May	3,450.00	0.00	100%	30	
<b>EDUCATION SERVICES</b>											
24	organization of annual school census	<b>SOCIAL DIMENSION</b>	6,500.00	corporate organizations	24/6/19	30/7/19	4,000.00	2,500.00	100	all public, private basic & 2 <sup>nd</sup> cycle schools	

25	organization of district mock exams	<b>SOCIAL DIMENSION</b>	99,120.00	PARENT TEACHER ASSOCIATION (PTA)	11/2/19	10/5/19	79,000.00	2,0120.00	100	ALL PUBLIC AND PRIVATE JHS3 CANDIDATES	
26	Training workshop on standard based curriculum	<b>SOCIAL DIMENSION</b>	122,090.00	GES/NaCCA	13/8/19	17/8/19	113,740.00	8,350.00	100	ALL PUBLIC KG & PRIMARY TEACHERS	
27	Training workshop on standard based curriculum	<b>SOCIAL DIMENSION</b>	4,120.00	PRIVATE SCHOOL TEACHERS	3/9/19	6/9/19	3,530.00	590	100	ALL PRIVATE PRIMARY SCHOOL TEACHERS	
28	Capacity Building Workshop for Public Basic School Heads	<b>SOCIAL DIMENSION</b>	3,240.00	ASSIN SOUTH EDUCATION DIRECTORATE	3/12/19	3/12/19	3,210.00	30.00	100	ALL PUBLIC BASIC SCHOOL HEADS IN THE ASSIN SOUTH DISTRICT	
<b>AGRICULTURE</b>											
29	Implementation of Planting for Food and Jobs Programmes	<b>ECONOMIC DIMENSION</b>	100,000	MAG/DACF /GOG	JAN	DEC	45,000.00	55,000.00			
30	Identify and train commercial nursery operators on nursery management	<b>ECONOMIC DIMENSION</b>	4,000.00	MAG/DACF /GOG	JAN	DEC	4,000.00	-			
31	Conduct field demonstrations to enhance adoption rate of available	<b>ECONOMIC DIMENSION</b>	5,000.00	MAG/DACF /GOG	JAN	DEC	2,500.00	2,500.00			

	technologies										
3 2	Conduct field monitoring of AEAs and training	<b>ECONOMIC DIMENSION</b>	5,000.00	MAG/DACF /GOG	JAN	DEC	1,800.00	3,200.00			
3 3	Improve crop, livestock and aqua culture technological packages to farmers	<b>ECONOMIC DIMENSION</b>	5,000.00	MAG/DACF /GOG	JAN	DEC	3,750.00	1,250.00			
3 4	continue to Implement the planting for food and jobs programme	<b>ECONOMIC DIMENSION</b>	50,000.00	MAG/DACF /GOG	JAN	DEC	10,000.00	40,000.00			
3 5	Support Cocoa Mass Spraying and Polination Activities	<b>ECONOMIC DIMENSION</b>	145,000.00	MAG/DACF /GOG	JAN	DEC	7,250.00	137,750.00			
3 6	Identify, update and disseminate improved crop technological packages to farmers through home and farm visits	<b>ECONOMIC DIMENSION</b>	2,000.00	MAG/DACF /GOG	JAN	DEC	2,000.00	-			
3 7	Farmer training on correct and safe usage of Agro-inputs to avoid mis-application	<b>ECONOMIC DIMENSION</b>	2,000.00	MAG/DACF /GOG	JAN	DEC	2,000.00	-			

	<b>INFORMATION DISEMINATION</b>										
38	Tax Education	<b>GOVERNANCE, CORRUPTION AND PUBLIC ACCOUNTABILITY</b>	2,600	GOG	January 23	February 6	2,600	-	100	5,731	
39	Public Education on Agric Census	<b>GOVERNANCE, CORRUPTION AND PUBLIC ACCOUNTABILITY</b>	2,800	GOG	April 13	April 27	2,800	-	100	7,243	
40	Public Education on 2019 Budget and Economic Policy	<b>GOVERNANCE, CORRUPTION AND PUBLIC ACCOUNTABILITY</b>	1,500	GOG	May 8	May 17	1,500	-	100	6,441	
41	Public Education need to pay property rate	<b>GOVERNANCE, CORRUPTION AND PUBLIC ACCOUNTABILITY</b>	1,000	Assin South District Assembly	August 14	August 24	1,000	-	100	5,321	
42	Town Hall Meeting	<b>GOVERNANCE, CORRUPTION AND PUBLIC ACCOUNTABILITY</b>	6,500	GOG	December 20 <sup>TH</sup>		6,500	-	100	437	
	<b>TOWN AND COUNTRY PLANNING</b>										
43	Street naming and property numbering	ENVIRONMENT, INFRASTRUCTURE AND HUMAN SETTLEMENTS	20,000.00	<b>DACF/ IGF</b>	JAN	DEC	<b>5,000.00</b>	<b>15,000.00</b>			
44	Preparation of new	ENVIRONMENT, INFRASTRUCTURE	10,000.00	<b>DACF/ IGF</b>	JAN	DEC	<b>2,000.00</b>	<b>8,000.00</b>			

	planning schemes	AND HUMAN SETTLEMENTS									
45	Revision of planning schemes	ENVIRONMENT, INFRASTRUCTURE AND HUMAN SETTLEMENTS	10,000.00	DACF/ IGF	JAN	DEC	-	-			
46	Build Database of Landed properties across the District	ENVIRONMENT, INFRASTRUCTURE AND HUMAN SETTLEMENTS	20,000.00	DACF/ IGF	JAN	DEC	10,000.00	10,000.00			
47	Advocacy programmes to district assembly on land use demarcations	ENVIRONMENT, INFRASTRUCTURE AND HUMAN SETTLEMENTS	5,000.00	DACF/ IGF	JAN	DEC	5,000.00	5,000.00			
48	Organise regular Statutory planning committee meeting	ENVIRONMENT, INFRASTRUCTURE AND HUMAN SETTLEMENTS	8,000.00	DACF/ IGF	JAN	DEC	8,000.00	8,000.00			
49	Development of District Spatial maps	ENVIRONMENT, INFRASTRUCTURE AND HUMAN SETTLEMENTS	20,000.00	DACF/ IGF	JAN	DEC	5,000.00	15,000.00			
50	Organize Public forum on permitting and land use planning matters	ENVIRONMENT, INFRASTRUCTURE AND HUMAN SETTLEMENTS	10,000.00	DACF/ IGF	JAN	DEC	5,000.00	5,000.00			
	<b>BUSINESS DEVELOPMENT</b>										

51	Welding and Fabrication	<b>ECONOMIC DIMENSION</b>	10,920.00	REP (Africa Development Bank)	2nd-4 <sup>th</sup> Quarter,	2 <sup>nd</sup> -4 <sup>th</sup> Quarter,	10,920.00	0	100	49 master craft persons (welders)
52	Strengthening of FBOs/LBAs	<b>ECONOMIC DIMENSION</b>	3,520.00	Rural Enterprises Programme (IFAD)	2 <sup>nd</sup> Quarter,	2 <sup>nd</sup> Quarter,	3,520.00	0	100	36 Members of FBOs
53	Financial Management Training	<b>ECONOMIC DIMENSION</b>	1,760.00	Rural Enterprises Programme (IFAD)	2 <sup>nd</sup> Quarter	2 <sup>nd</sup> Quarter	1,760.00	0	100	71 Rural Micro and Small Enterprises
54	Carpentry and Joinery Training	<b>ECONOMIC DIMENSION</b>	7,420.00	Rural Enterprises Programme (AfDB)	2 <sup>nd</sup> -4 <sup>th</sup> Quarter	2 <sup>nd</sup> -4 <sup>th</sup> Quarter	7,420.00	0	100	16 Master Craft Person (Carpenters)
55	Beauty care Training	<b>ECONOMIC DIMENSION</b>	2,380.00	Rural Enterprises Programme (AfDB)	2 <sup>nd</sup> Quarter	2 <sup>nd</sup> Quarter	2,380.00	0	100	30 members of Hairdressers and Dressmakers Association
56	Occupational Safety Health And Environmental Management	<b>ECONOMIC DIMENSION</b>	3,760.00	Rural Enterprises Programme (AfDB)	2 <sup>nd</sup> -3 <sup>rd</sup> Quarter	2 <sup>nd</sup> -4 <sup>th</sup> Quarter	3,760.00	0	100	74 Master Craft persons
57	Auto Mechanics Diagnosis	<b>ECONOMIC DIMENSION</b>	2,900.00	Rural Enterprises Programme (AfDB)	3 <sup>rd</sup> Quarter,	3 <sup>rd</sup> Quarter,	2,900.00	0	100	28 Master Craft persons (Auto Electricians and Auto Mechanic)

58	Master craft person training (carpenters, Auto mechanics and welders)	<b>ECONOMIC DIMENSION</b>	5,000.00	60% Afdb 40%client	24/09/19	12/10/19	5000	0	100	48	
59	Technical Apprenticeship Training ( This are student going under 3year apreticeship program in the facility)	<b>ECONOMIC DIMENSION</b>	3,000.00	100% afdb	Jan 2019	Dec 2019	3000	0	100	4	
60	Traditional Apprentice (This are apprentice having their training outside the facility)	<b>ECONOMIC DIMENSION</b>	5,200.00	80% afdb and 20% client	09/05/19	17/06/19	5200	0	100	46	
61	Technical Student on Attachment	<b>ECONOMIC DIMENSION</b>	1,200.00	100% afbb	August 2019	September 2019	1200	0	100	4	
62	Occupational Safety Health Environmental Management training( for agro processers)	<b>ECONOMIC DIMENSION</b>	1,200.00	80% Afdb 20% client	23/08/19	24/08/19	1200	0	100	35	
63	Field demonstration of new improved agro processing machines	<b>ECONOMIC DIMENSION</b>	1,200.00	80%/afdb 20% clients	15/09/19	15/09/19	1200	0	100	13	
64	Facilitation of NVTI	<b>ECONOMIC DIMENSION</b>	4,000.00	60% afdb 40% clients	March	November	4000	0	100	40	

65	Training in use and Maintenance of Agro processing machines	<b>ECONOMIC DIMENSION</b>	1,200.00	80% afdb 20% clients	28/12/19	29/12/19	1200	0	<b>100</b>	9	
<b>DISASTER PREVENTION AND ENVIRONMENTAL CONSERVATION</b>											
66	Provide assistance to disaster victims	<b>Environment, Infrastructure And Human Settlements</b>	10,000.00	GoG/ DACF	<b>JAN</b>	<b>December</b>	5,000.00	5,000.00	<b>100</b>	26	
67	Public sensitization on disaster management and prevention	<b>Environment, Infrastructure And Human Settlements</b>	8,000.00	GoG/ DACF	18 <sup>th</sup> March	25 <sup>th</sup> June	2,000.00	6,000.00	<b>100</b>	120	
68	Public sensitization on bush fires	<b>Environment, Infrastructure And Human Settlements</b>	8,000.00	GoG/ DACF	18 <sup>th</sup> March	25 <sup>th</sup> June	2,000.00	6,000.00	<b>100</b>	120	
69	Afforestation of 10 hectors of land to prevent environmental degradation	<b>Environment, Infrastructure And Human Settlements</b>	20,000.00	GoG/ DACF	<b>JAN</b>	<b>December</b>	5,000.00	15,000.00	<b>100</b>	3 communities	
70	Afforestation of 5 hectors of land to prevent environmental degradation	<b>Environment, Infrastructure And Human Settlements</b>	20,000.00	GoG/ DACF	<b>JAN</b>	<b>December</b>	5,000.00	15,000.00	<b>100</b>	3 communities	

71	Planting of 4km vertiver grass to curb erosion	<b>Environment, Infrastructure And Human Settlements</b>	15,000.00	GoG/ DACF	<b>JAN</b>	<b>December</b>	10,000.00	5,000.00	<b>100</b>	5 communities	
72	Organize bush fire campaigns	<b>Environment, Infrastructure And Human Settlements</b>	8,000.00	GoG/ DACF	<b>JAN</b>	<b>December</b>	2,000.00	6,000.00	<b>100</b>	6 communities	
73	Training of Disaster volunteer groups on bush fire prevention	<b>Environment, Infrastructure And Human Settlements</b>	2,000.00	GoG/ DACF	8 <sup>th</sup> June	10 <sup>th</sup> June	2,000.00	0	<b>100</b>	25	
74	Conduct domiciliary premises. Hospitality premises and Drinking Bars and Restaurants inspections to ascertain the level sanitation	<b>Environment, Infrastructure And Human Settlements</b>	3,000.00	DACF	<b>JAN</b>	<b>December</b>	2,000.00	1,000.00	<b>100</b>	162 Facilities	
75	Organize clean up exercises in the district and sensitization of cleanliness	<b>Environment, Infrastructure And Human Settlements</b>	2,000.00	DCAF/IGF	<b>JAN</b>	<b>December</b>	2,000.00	0	<b>100</b>	4 major markets	
76	Ensure the Disposal of all Waste and sensitizations on clinginess	<b>Environment, Infrastructure And Human Settlements</b>	10,000.00	DCAF/IGF	<b>JAN</b>	<b>December</b>	10,000.00	0	<b>100</b>	2 Major Markets	

77	Sensitization and Training on school health hygiene for students, teachers and cooks in basic schools	<b>Environment, Infrastructure And Human Settlements</b>	500	DACF/IGF	18 <sup>th</sup> June	18 <sup>th</sup> June	500	0	<b>100</b>	102	
78	Promotion of CLTS and facilitate the declaration of 20 communities ODF across the District	<b>Environment, Infrastructure And Human Settlements</b>	12,000	UNICEF/ DACF/IGF /IDA	<b>JAN</b>	<b>December</b>	10,000.00	2,000.00	<b>80</b>	16 communities	

79	COMMUNITY DEVELOPMENT	<b>SOCIAL DIMENSION</b>									
80	HIV and AIDS Sensitization	<b>SOCIAL DIMENSION</b>	4,800.00	COMMON FUND	<b>25/6/19</b>	<b>4/6/19</b>	4,800.00	0	<b>100</b>	7 Basic Schools	
81	Child Protection Sensitization	<b>SOCIAL DIMENSION</b>	6,560.00	UNICEF (NGO)	<b>6/5/19</b>	<b>14/8/19</b>	6,560.00	0	<b>100</b>	15 Communities	
82	Visitation of HIV AIDS Patients	<b>SOCIAL DIMENSION</b>	150.00	GOG	<b>23/9/19</b>	<b>25/9/19</b>	150.00	0	<b>100</b>	25	

83	Monitoring of Soap making trainees	<b>SOCIAL DIMENSION</b>	300.00	GOG	<b>9/10/19</b>	<b>12/10/19</b>	300.00	0	<b>100</b>	10 Communities	
79	District AIDS Committee meeting		250	GOG	<b>27/11/19</b>	<b>27/11/19</b>	250	0	<b>100</b>	7	

## **PROGRAMME ANALYSIS**

2019 year had a high implementation rate for most of the planned activities, even though there wasn't enough releases from central government, there were a number of donor supports during the implementation year which made it quite successful.

In line with the objectives of the District, sanitation and information dissemination featured prominently throughout the year.

## CHAPTER THREE [3]

### REPORT ON FUNDING BY SOURCES

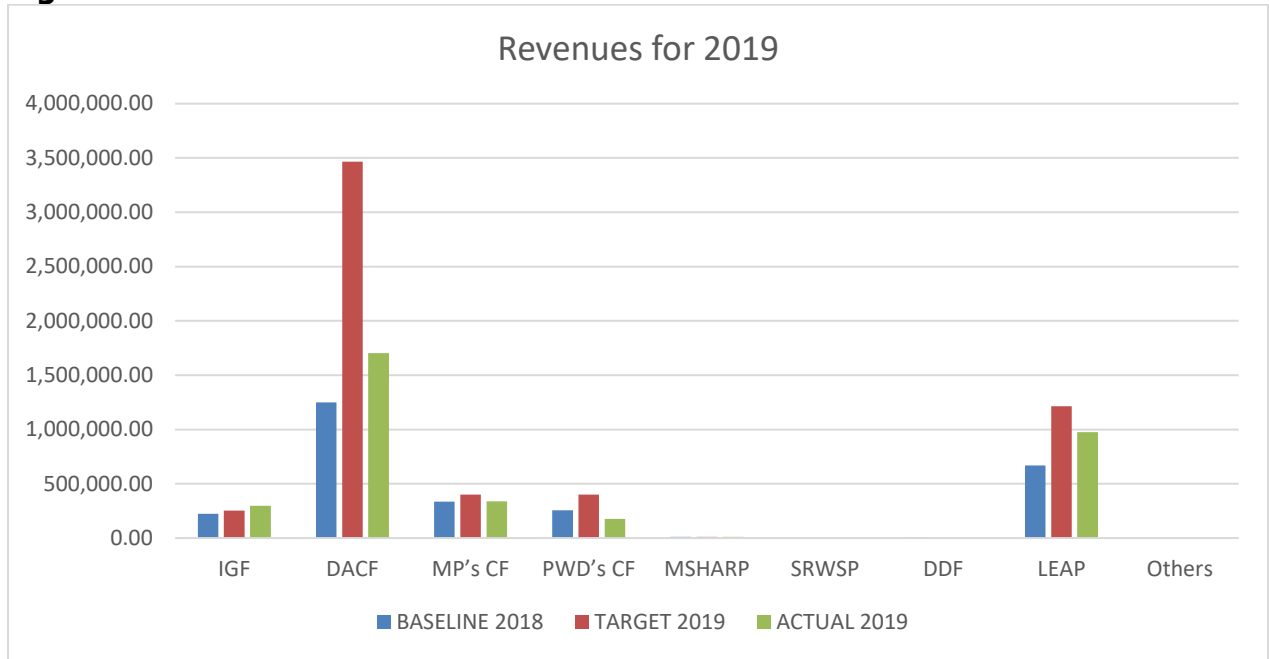
Table 4 below shows the Targets and Actuals of the Assin South District Assembly Sources of Funds for the year 2019.

**TABLE 5: UPDATE ON REVENUE SOURCES**

No	SOURCES OF FUNDS	BASELINE 2018	TARGET 2019	ACTUAL 2019
1.	IGF	223,351.88	251,549.16	296,781.09
2.	DACF	1,249,858.84	3,466,669.00	1,704,480.55
3.	MP's CF	334,349.11	400,000.00	339,407.68
4.	PWD's CF	255,426.85	400,000.00	175,691.93
5.	MSHARP	11,541.13	10,000.00	10,446.07
6.	GSFP	-	-	-
7.	SRWSP	3,735.28	-	-
8.	DDF	667,776.61	1,214,300.00	973,700.07
9.	GSOP	-	-	-
10.	UNFPA	-	-	-
11.	UDG	0.00	0.00	0.00
12.	LEAP	468,840.00	500,000.00	388,798.00
13.	Others	70,706.63	286,399.59	49,198.63
<b>TOTAL REVENUE</b>				<b>7,623,317.90</b>

The data in the table above is presented on the chart below for further clarification.

**Fig 3: Revenue Inflows**



From the chart above, it is evident that for the year 2019, the DACF was the highest source of inflow of funds for the District. This phenomenon is not only problematic but poses as a limitation to the implementation efforts of the District Assembly.

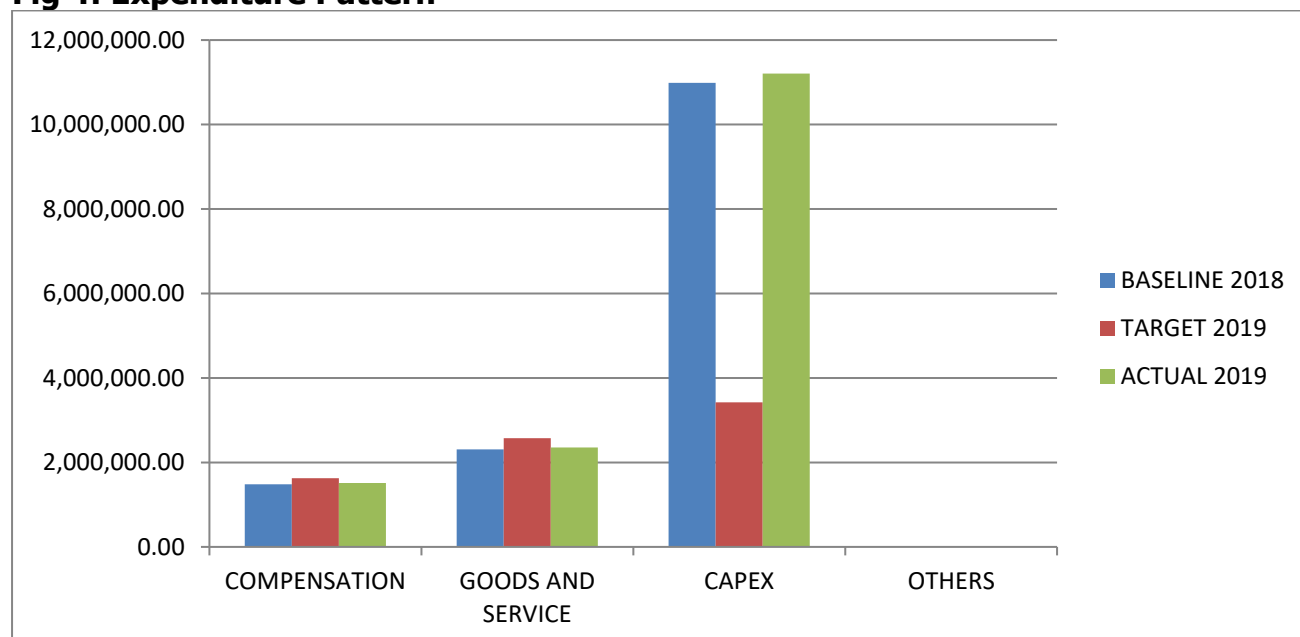
The DA is therefore putting in stringent efforts to increase revenue from other sources especially the Internal Generated Funds (IGF) and the Donor inflows through development proposals.

**TABLE 6: UPDATE ON EXPENDITURE**

No	EXPENDITURE ITEM	BASELINE 2018	TARGET 2019	ACTUAL 2019
1.	COMPENSATION	1,481,254.32	1,625,581.45	1,510,879.41
2.	GOODS AND SERVICE	2,305,513.32	2,577,236.45	2,351,623.59
3.	CAPEX	10,988,365.15	3,420,000.00	11,208,132.45
4.	OTHERS			
<b>TOTAL REVENUE</b>		<b>29,550,265.58</b>	<b>7,622,817.90</b>	<b>22,693,953.35</b>

The revenue sources of the District Assembly (DA) is depicted in the Chart below.

**Fig 4: Expenditure Pattern**



One feature of the chart above is the prominent and significant increase in capital expenditure. This is explained by the donor support provided by the International Development Agency (IDA) of the World Bank in the area of water and sanitation. This project is captured in the Project Matrix above in **Table 3**.

### **Adequacy of Funds**

The funds were inadequate for effective and extensive implementation of projects.

### **Utilization of funds in accordance with the budget**

Delays in the release of funds somewhat disrupted some of the planned activities because the activities are tied to the budget.

## CHAPTER FOUR [4]

### UPDATES ON CORE INDICATORS AND TARGETS

The performance of the District on the 20 core indicators for the past period is detailed out below with an analysis following the matrix. **TABLE 7:**

**Table 7: PERFORMANCE OF CORE INDICATORS**

NO	INDICATORS	BASELINE 2018	TARGET 2019	ACTUAL 2019
	<b>PRIVATE SECTOR COMPETITIVENESS</b>			
<b>1.</b>	Change in yield of selected crops, livestock and fish (%):	<b>Metric Tons</b>	<b>Metric tons</b>	<b>Metric tons</b>
	a) Maize	7,412	8,000	84,236
	b) Rice (milled)	458	500	620
	c) Cassava	17,410	20,000	22,145
	d) Yam (CocoaAse)	352	400	315
	e) Pineapple			
	f) Pawpaw	N/A	N/A	
	g) Mango	N/A	N/A	
	h) Plantain	8,112	10,000	12,459
<b>2.</b>	Percentage of arable land under cultivation.	48%	60%	
<b>3.</b>	Number of new industries established			
	i. Agriculture	40	100	62
	ii. Industry	120	200	13
	iii. Service	162	400	218
<b>4.</b>	Number of New Jobs Created			
	i. Agriculture	128	300	244
	ii. Industry	155	300	36
	iii. Service	214	300	316
	<b>SOCIAL DEVELOPMENT</b>			
<b>5.</b>	Net Enrolment Ratio			
	• Kindergarten	90.8%	98.0%	91.4%
	• Primary	93.4%	99.0%	95.2%
	• JHS	50.9%	60.0%	51.2%
	• SHS	33.3%	40.0%	35.9%
<b>6.</b>	Gender Parity Index			
	• Kindergarten	1.04	1	1.04%

	• Primary	0.98	1	0.98
	• JHS	1.01	1	1.01
	• SHS	1.07	1	1.07
<b>7.</b>	Completion Rate			
	• Kindergarten	106.1%	120.0%	111.6%
	• Primary	110.5%	105.0%	110.42%
	• JHS	92.1%	90.0%	91.26%
	• SHS	47.5%	75.0%	50.13%
<b>8.</b>	Number of Operational Health Facilities			
	• CHPS Compound	17	4	2
	• Clinic	0	0	0
	• Health Centre	6	2	0
	• Hospital	0	1	0
<b>9</b>	Proportion of Population with valid NHIS			
	• Total by sex	316	500	412
	• Indigenes	-	-	-
	• informal	-	-	-
	• Aged	-	-	-
	• Under 18 years	-	-	-
	• Pregnant Women	-	-	-
<b>10</b>	Number of Births And Deaths Registered			
	• Births (sex)			
	• Death (sex, age group)			
<b>11.</b>	Percent of population with sustainable access to safe drinking water sources			
	• District	80%	100%	85%
	• Urban	-	-	-
	• Rural	80%	100%	85%
<b>12.</b>	Proportion of population with access to improved sanitation (flush toilets, KVIP, Household latrine)			
	• District	65%	100%	68%
	• Urban	-	-	-
	• Rural	65%	100%	68%
<b>13.</b>	Maternal mortality ratio (Number of deaths due to pregnancy and childbirth per 100,000 live births)	-	-	-
<b>14.</b>	Malaria case fatality	-	-	-
	• Sex	-	-	-
	• Age group	-	-	-
<b>15.</b>	Number of recorded cases of child trafficking and abuse	0	-	0
	i. Child Trafficking (sex)	-	-	-
	ii. Child abuse (sex)	0	-	0
<b>16.</b>	Percentage of Road network in good	17%	30%	25%

	condition			
	• Total	17%	30%	25%
	• Urban	-	-	
	• Feeder	17%	30%	35%
<b>17.</b>	Percentage (%) of communities covered by electricity			
	• District	80%	100%	82%
	• Urban	-	-	
	• Rural	80%	100%	82%
<b>18</b>	Reported cases of crime	408	-	396
	i. Men	216	-	124
	ii. Women	192	-	272
	iii. Children			
<b>19.</b>	Percentage of Annual Action Plan Implemented	86.6%	100%	86.6%
<b>20.</b>	Number of Communities affected by Disaster	21	10	18
	i. Bush fires	1	0	2
	ii. Floods	20	10	16

## CHAPTER FIVE [5]

**Table 8: UPDATES ON CRITICAL DEVELOPMENT AND POVERTY ISSUES**

Critical Development and Poverty Issues	Allocation GH¢	Actual receipt GH¢	No of beneficiaries	
			Targets	Actuals
Ghana School Feeding Programme	N/A	N/A	50 schools	41 schools
Capitation Grants	450,000.00	307,689.20	187 schools	187 schools
National Health Insurance Scheme	45,000.00	38,452.00	Administration	Administration
Livelihood Empowerment Against Poverty (LEAP) programme	468,480.00	468,480.00	1,500	922
National Youth Employment Program	N/A	N/A	200	156
One District-One Factory Programme	N/A	N/A	N/A	N/A
One Village-One Dam Programme	N/A	N/A	N/A	N/A
Planting for food and jobs	N/A	N/A	300	276
Free SHS Programme	N/A	N/A	4 SHSs	4SHSs
National Entrepreneurship and Innovation (NEIP)	N/A	N/A	N/A	N/A
Implementation of Infrastructural for Poverty Eradication Programme (IPEP)	N/A	N/A	N/A	N/A
Others				

### A. The Youth Employment Development Agency (YEA)

The District is a beneficiary of the Youth Employment Agency. The Modules in the District include, Youth in Community Protection, Youth in Agric Extension and Youth in Arabic Education.

Below were total numbers of beneficiaries so far recruited in the District under the programme:

**TABLE 8: YOUTH EMPLOYMENT MODULES**

<b>No</b>	<b>MODULES</b>	<b>NO.</b>	<b>IMPLEMENTATION</b>
1.	Youth in Community Protection	151	At post
2.	Youth in Agric Extension	4	At post
3.	Youth in Arabic Education.	1	At post
	<b>TOTAL</b>	<b>156</b>	At post

### B. The School Feeding Programme

The District is a beneficiary of the Ghana School Feeding Programme. Fortunately the number of Beneficiary schools has been increased from 32 schools to 41 schools. However, efforts are been made to include some schools which have qualified but are not on the programme yet due to resource constraint.

**Table 10: THE BENEFICIARY SCHOOLS FOR SCHOOL FEEDING PROGRAMME**

<b>NO</b>	<b>SCHOOL / TOWN</b>	<b>ENROLMENT</b>
1	Adubiase Methodist Basic	341
2	Appiakrom /Kwafokrom D/A Basic	653
3	Nsuta Catholic Basic	468
4	Bepokokoo Anglican Basic	378
5	Nsuta D/A Basic	258
6	Akrofuom D/A Basic	377
7	Dadieso D/A Basic	218
8	Dawomako D/A Basic	215
9	Nkubem Anglican Basic	246
10	Ohiatwedom Presby Basic	222
11	Atia-Labadi D/A Primary	283
12	Ochiso D/A Basic	571

13	Tebil/Tsehentse D/A Basic	505
14	Asamankese D/A Primary	485
15	Domeabra D/A Basic	264
16	Kyinaso D/A Basic	334
17	Nran .Ngresi D/A Basic A&B	828
18	Assin Kumasi D/A Basic	241
19	Odumase D/A Basic	300
20	Saaman /Amprenkro D/A Basic	332
21	Sibinso Catholic Basic	353
22	Amoabin D/A Primary A&B	487
23	Asratoase /Betwease D/A D/A Basic	286
24		0
25	Jakai D/A Primary A&B	634
26	Akoteykrom No.1 d/A Basic	282
27	Nyamebekyere Asupanin D/A Basic	504
28	Ongwa D/A Basic A&B	654
29	Andoe D/A Basic A&B	748
30	Kwamoabeng A.M.E Zion Primary	236
31	Kruwa/Bontuku D/A Primary	743
32	Nsene D/A Primary	228
33	Ayaase D/A Basic	264
34	Nyamebebu /Dampsey D/A Basic	358
35	Adiembra Catholic Primary A&B	710
36	Mankata D/A Basic	304
37	Nuanua No.1 D/A Basic	343
38	Atobiase .Kyekyewere /Otabilokrom D/A Primary	697
39	Nyamebekyere Asouyaa No.2 Basic	608
40	Abease Tumfokor /Besease No.2 D/A Basic	565
41	Mesomagor/Sedukrom D/A Basic	420

### **Environmental Health Unit**

Ensuring environmental sanitation so as to improve the quality of life of people in the Assin South District has been the ultimate goal of the unit throughout the year 2019.

## **Spraying Activities**

A routine spraying exercise was carried out by ZOOMLION at all sanitary sites within the District. The Assembly also helped by purchasing chemicals that were used for the spraying exercise.

## **Refuse Heap Evacuation**

Efforts were also made to reduce the heap of refuse in the District. An evacuation exercise was carried out at Assin Andoe and Nyankumasi Ahenkro during the year under review. The District also succeeded in evacuating the heap of refuse at Assin Achiase. A total of about 4366sn<sup>3</sup> was evacuated using a bulldozer and two (2) tipper trucks engaged by the District Assembly.

## **Community Led Total Sanitation (CLTS)**

The District undertook massive behavioral change communication strategies to attain a District wide open defecation free (ODF) status. In 2019, 30 communities were selected and triggered to attain open defecation free status, out of the number, 18 attained the ODF status, and this means a lot more has to be done to achieve this daunting task.

Despite the improvement of sanitation in the District throughout the year, the unit was not able to achieve all its targets due to:

- ✚ Unwillingness of the population to change their behaviors towards environmental cleanliness
- ✚ Transportation challenges for regular monitoring and supervision.
- ✚ Weak enforcement of DA by-laws.

## **Free SHS Programme**

The District has four (4) Senior High Schools with enrolment figures as follows:

- Nsuta SHS 435
- Assin Manso SHS 570

- Adankwaman SHS 388
- Nyankumasi Ahenkro SHS 613

All these institutions are government owned and therefore benefit from the Government's Flagship Free SHS Programme. The increase in enrollment has put some pressure on the facilities in the institutions such as water and sanitation facilities. Efforts are therefore being made to upgrade the facilities in these institutions.

### **Livelihood Empowerment Against Poverty (LEAP)**

The District has fifty (80) Communities currently benefiting from the LEAP intervention and hopes to expand the beneficiary communities to 100 in 2020.

These efforts are a welcome relief to the beneficiary communities as it will go a long way to ease the economic and social hardships of households in abject poverty. The beneficiary communities are given below:

**Table 11: LIST OF COMMUNITIES AND THEIR TOTAL HOUSEHOLD UNDER THE LEAP PROGRAMME**

<b>NO</b>	<b>COMMUNITY</b>	<b>NUMBER OF HOUSEHOLD</b>
1	ABOABO CAMP	16
2	AFAW	10
3	AKRAMPAH	15
4	AMANBETE LARTEY	8
5	AMPEKROW	18
6	ASATROASE	15
7	ASSIN ACHIASE	10
8	ASSIN ANDOE	44
9	ASSIN ANKWASO	21
10	ASSIN ANYINABREM	35
11	ASSIN BANKYEASE	31
12	ASSIN BEPOKOKO	13
13	ASSIN BOSOMADWE	4
14	ASSIN DARMANG	31
15	ASSIN DOMEABRA	14
16	ASSIN FRAMASE	22
17	ASSIN KOFORIDUA	19
18	ASSIN KUMASI	9
19	ASSIN KYEKYEWERE	24

20	ASSIN NGRESI	29
21	ASSIN NKRAN	25
22	ASSIN NSUAEM	26
23	ASSIN NYAMEBEKYERE	19
24	ASSIN SIBINSO	23
25	ATTIAH LABADI	15
26	AYIGBO	21
27	BESEASE NO2	18
28	BETWEASE	21
29	BEYEDEN	19
30	DOSI	6
31	HASOWODZE	18
32	HOMAHO	36
33	JAKAI DWENEASE	1
34	KOTOBABI	18
35	KRUWA	28
36	KWAME ANANG	14
37	KWAMOABENG	6
38	MANKATA	22
39	MESOMAGOR	15
40	NSENE	19
41	NSUAKYI	2
42	NUANUA	6
43	NYAMEBEBU	8
44	OCHISO	24
45	ODUMANIM	16
46	ONGWA	18
47	SEIDUKROM	17
48	SESEKO	21
49	TEBIL	28
50	TEHENETE	19
51	ASSIN NSUTA	17
52	ASSIN ADUBIASE	12
53	ABAASE	46
54	ASSIN JAKAI	23
55	NYANKOMASE AHENKRO	37
56	ODUMASE	33
57	TUMFOKOR	15
58	ASSIN AKROFUOM	6
59	JERUSALEM	33
60	ADIEMBRA	16
61	ASSIN ASAMANKESE	24
62	ASSIN MANSO	21
63	GYINABODIE	11
64	ASSIN KYINASO	26
65	ASSIN DOMENASE	31
66	ASSIN AMOABENG	27
67	ASSIN AYAASE	28
68	DAMPTEYKROM	21
69	<b>DADIESO</b>	17
70	KROFOFROM-BONTUKU	12
71	<b>KASEM</b>	46
72	<b>KWAFOKROM</b>	23

73	GYAHADZE	37
74	OTABILKROM	33
75	BEPOSO AFAW	15
76	ASSIN KWATTA	6
77	ASANO	33
78	AKWETEYKROM	16
79	BUNSO	24
80	NUANUA MFANTE	21

## **POVERTY STATUS OF THE DISTRICT**

The District has 100% of its total area been a rural setting, with majority of the people been crop farmers and cocoa farmers. These groups of people have low living standard compared to the few at the formal sector.

The informal sector lacks the requisite technical knowhow to upgrade their means of living for decades.

These inequalities are due to challenges in economic growth. Notable among these are:

- ✚ Inadequate credit facilities
- ✚ High cost of the few credit facilities available
- ✚ Poor revenue and expenditure management
- ✚ Inadequate and poor infrastructure e.g roads and electricity coverage

## **CHAPTER SIX [6]**

### **EVALUATIONS**

The District was fortunate to receive some funding from the International Development Agency (IDA), to carry out some evaluation exercises on projects implemented by the agency under the Sustainable Rural Water and Sanitation Programme (SRWSP).

Bureau of Integrated Rural Development (BIRD) of the Kwame Nkrumah University of Science and Technology (KNUST) were the consultants engaged to undertake this exercise together with the District Assembly.

The exercise was aimed at evaluating the impact of Proximity of potable drinking water to the levels of livelihood and economic activities.

**TABLE 12: EVALUATIONS CONDUCTED**

No.	NAME OF THE EVALUATION	POLICY/ PROGRAMME/ PROJECT INVOLVED	CONSULTANTS OR RESOURCE PERSONS INVOLVED	METHODOLOGY USED	FINDINGS	RECOMMENDATIONS
1.	Impact of Proximity of Potable Drinking water on Livelihoods and Economic Activity  (PHASE II)	Sustainable Rural Water and Sanitation Programme	Bureau of Integrated Rural Development (BIRD)	<ul style="list-style-type: none"> <li>• Quantitative – Administering Questionnaires in the Project Communities.</li> <li>• Qualitative – Focus Group Discussions with Groups in Communities.</li> </ul>	<ul style="list-style-type: none"> <li>• The communities were pleased with the water facilities.</li> <li>• There was a reduction in water born diseases.</li> <li>• There was an increase in water related businesses such as food preparation and sales.</li> </ul>	<ul style="list-style-type: none"> <li>• Training of community technical personnel to handle minor maintenance service of the water system.</li> <li>• Adding extra fetching points in the communities.</li> <li>• Extending the systems to other communities as well.</li> </ul>

## **PARTICIPATORY MONITORING AND EVALUATION (PM&E)**

Participatory monitoring and evaluation was conducted on some of the projects and programmes in the year 2019 under review.

The methodologies used were mainly focus group discussions.

Community Safeguard Teams (CST) have been set up in project communities to report on environmental and social concerns of on-going projects to the DA.

**TABLE 13: PARTICIPATORY MONITORING AND EVALUATIONS (PM&E)**

NAME OF THE PM&E TOOL	POLICY/PROGRAMME/ PROJECT INVOLVED	CONSULTANTS OR RESOURCE PERSONS INVOLVED	METHODOLOGY USED	FINDINGS	RECOMMENDATIONS
Social safe guard teams	<ul style="list-style-type: none"> <li>• STWS at Andoe</li> <li>• STWS at Kruwa</li> <li>• STWS at Ongwa</li> </ul>	Community Water and Sanitation Agency	Participatory Site meetings and Project Inspections	<ul style="list-style-type: none"> <li>• Community members were excited about their involvement.</li> <li>• Environmental concerns have been reported promptly for actions.</li> <li>• Regular meetings have made it easier for reviews.</li> </ul>	<ul style="list-style-type: none"> <li>• These safeguard teams should be extended to all project sites.</li> </ul>

\*STWS – Small Town Water Systems.

## **KEY ISSUES**

- Too many uncompleted Projects especially the Getfund Funded Projects in the Education sector.
- Some contracts were duplicated especially in the area of Road Contracts.
- The road network in the District is quite vase and needs more attention.
- Lack of adequate computers to produce and submit all necessary data and information by all departments.
- Delays in the release of the statutory funds have affected the pace of implementation of projects and programmes.
- Very low level of IGF for the year.

## **THE WAY FORWARD**

1. Increase collaboration with key stakeholders and donors in the implementation of projects and programmes.
2. Increase the revenue mobilization drive through regular sensitization and monitoring of revenue collectors.
3. Prioritize programmes and projects so that our limited resources would be spent on critical and urgent ones.
4. Regular communication and interaction with stakeholders and staff on the programmes and activities of the Assembly, to elicit public co-operation and understanding, especially at the community level, during the implementation of these programmes. Popular participation.
5. Conduct Regular District Planning Co-ordinating Unit (DPCU), review meetings to track the performance of the District.
6. Conduct more evaluation exercises of the Projects and Programmes of the District.