

# **AGONA WEST MUNICIPAL ASSEMBLY**



## **2020 ANNUAL PROGRESS REPORT**

**PREPARED BY THE MUNICIPAL PLANNING CO-ORDINATING UNIT**

**JANUARY, 2020**

## **Contents**

<b>CHAPTER ONE</b> .....	1
<b>1.0 INTRODUCTION</b> .....	1
<b>1.1 BACKGROUND</b> .....	1
<b>1.2 DEVELOPMENT GOALS, OBJECTIVES AND STRATEGIES</b> .....	3
<b>1.3 PURPOSE OF MONITORING AND EVALUATION FOR 2019</b> .....	14
<b>1.4 PROCESSES INVOLVED IN CONDUCTING THE M&amp;E</b> .....	15
<b>1.5 STATUS OF IMPLEMENTATION OF DMTDP</b> .....	15
<b>1.6 DIFFICULTIES ENCOUNTERED IN IMPLEMENTING, MONITORING AND EVALUATING THE PLAN</b> .....	19
<b>1.7 RECOMMENDATIONS</b> .....	19
<b>CHAPTER TWO</b> .....	20
<b>2.0 M&amp;E ACTIVITIES REPORT</b> .....	20
<b>2.1 PROGRAMMES AND PROJECTS STATUS FOR THE YEAR</b> .....	20
<b>2.2 UPDATE ON FUNDING SOURCES AND DISBURSEMENTS</b> .....	46
<b>2.3 ASSESSMENT OF PERFORMANCE INDICATORS</b> .....	52
<b>2.4 CRITICAL DEVELOPMENT AND POVERTY ISSUES</b> .....	58
<b>2.5 UPDATE ON EVALUATION AND PARTICIPATORY M&amp;E</b> .....	67
<b>CHAPTER THREE</b> .....	74
<b>3.0 THE WAY FORWARD</b> .....	74
<b>3.1 KEY ISSUES ADDRESSED AND THOSE YET TO BE ADDRESSED</b> .....	74
<b>3.1.1 KEY ISSUES ADDRESSED</b> .....	74
<b>3.1.2 KEY ISSUES YET TO BE ADDRESSED</b> .....	74

---

**3.2 RECOMMENDATIONS..... 75**

**3.3 CONCLUSION ..... 75**

**ANNEX ..... 76**

## **1.1 EXECUTIVE SUMMARY**

The Agona West Assembly (AWMA) prepared the 2020 Annual Progress Report in fulfilment of the National Development Planning System Act, 1994 (Act480) which enjoins the various MMDAs to prepare Medium Term Development Plan (MTDP) and submit a quarterly/annual report on its implementation. The 2020 Annual Progress Report derived its inputs from the 2018-2021 Action Plan, which was prepared on the policy framework of the “Agenda for Jobs; Creating Prosperity and equal opportunity for all”, under the following thematic areas:

1. Economic Development;
2. Social Development;
3. Environmental Infrastructural and Human Settlements;
4. Governance, Corruption and Public Accountability;

The report highlights the following:

- Status of implementation of the DMTDP (2018-2021) of which much emphasis have been placed on the 2020 Annual Action Plan. 80.84% programs and projects in the 2020 Annual Action Plan were implemented and 85% of the projects were budgeted for in the Annual Budget of the Assembly. The overall projects implementation was very good.
  - Programmes/projects status for the quarter under review which includes District Assembly Common Fund (DACF), Internally Generated Fund (IGF), District Assembly Common Fund-Results Factor Grant (DACF-RFG) and the Ghana Secondary Cities Program (GSCSP) Fund.
  - The Ghana Secondary City Support Program is part of Government’s broader urban development and decentralization program which helps strengthen the local systems and also assist regional and national institutions to provide Municipal Assemblies with the support needed for effective urban management and service delivery. The proposed program development objective is “to improve urban management and basic urban services in participating Municipal Assemblies” Under GSCSP is the Capacity Support Grant and
-

Urban Development Grant for the Assembly to access subject to Minimum Conditions (MCs) and other Performance Measures.

With the Capacity Support Grant (CSG) activities, the Assembly has been able to;

- Review existing local plans at Atakwa.
- Organize Climate Change Adaptation and Disaster Risk Reduction Training.
- Organize two trainings on revenue mobilization skills and basic book keeping.
- Organize two meetings with property owners on property rate collection and its benefits to the municipality.
- Prepare strategic local economic development plan (business support action plan for 2020-2023).
- Undertake data collection on all business, ratable properties and solid waste generation in the municipality.
- Purchase of ICT equipment for street naming and LED database development

Under the Urban Development Fund Projects (UDG), the Construction of Mahodwe roads and paving of the Town hall works are still ongoing.

- The total budgeted Revenue for the year 2020 is **GHC 21,251,484.56**. The total funds received as revenue as at the end of the 2020 was **GHC 16,479,687.24** representing **22.45%** of the budgeted revenue. The Internally Generated Fund (IGF) received amounted to **GHC 1,568,751.97** (representing 9.52%) of the total revenue received.
  - The total funds disbursed was **GHC 13,014,374.93**. A total of **GHC 4,270,494.59** of the total revenue accrued was spent on Compensation, GHC 3,098,527.36 on Goods and Services, GHC 5,401,273.58 on Assets/Investments and Goods and Services, and GHC 244,079.40 on other items during the fiscal year.
  - With respect to the update on Municipal core indicators and critical development and poverty issues the Assembly was able to chalk the following successes;
    1. The number of beneficiary Schools under the Ghana School Feeding Program still remains **57** Schools with a total number of **13,877** beneficiaries.
    2. Net Enrollment ratio for KG stands at 97%, Primary 100.1%, and JHS 67%.
-

3. Gender Parity Index include; KG 1.11, Primary 1.13, JHS 1.12, and SHS 1.13
4. Completion rate also include; KG 101.0%, Primary 116.5%, and JHS 103%.
5. Total number of people with NHIS cards also stood at **84,589** during the year.
6. Proportion of population with access to improved sanitation services stands at 33.33%.
7. Under Planting for Export and Rural, 346 farmers benefited, 10,000 coconut seedlings distributed, and 125 new jobs created.

It could be said from the above that the Assembly met its objective of promoting economic development and alleviating poverty in the Municipality.

- Social protection, Vulnerability and Gender. Various programmes were implemented in the area of social protection, through assistance to poor households, skills training for girls in ICT, formation of Girl Clubs and training in Carpentry. Those trained were also equipped with the requisite tools to assist them establish small businesses. People living with disability were also equipped with funds other items. Most of the programmes implemented beneficiaries were women and children.
  - In relation to improving revenue generation, data collection on all businesses and ratable properties was undertaken, two trainings on revenue mobilization skills and basic book keeping were organized, and two meetings with property owners on property rate collection and its benefits to the municipality was also organized.
  - In relation to Social Accountability, the Assembly has rolled out sensitization programs, community engagements, radio programs etc during the year under review
  - In general, the Assembly achieved 80.84% out of the 80% target set for the 2019 which indicates prudence and judicious use of its available resources.
-

## **CHAPTER ONE**

### **1.0 INTRODUCTION**

#### **1.1 BACKGROUND**

The Agona West Municipal Assembly (AWMA) was crafted out of the former Agona District Assembly (ADA) by Legislative Instrument 1920 on the 25<sup>th</sup> of February, 2008. It is located in the Central Region of Ghana. The Municipality's total population, according to the 2010 Population and Housing Census is 115,358 with the female population constituting 53.1% and the males also making up 46.9% of it (2010 Population and Housing Census). The Municipality's population in 2019 is estimated to be 153,859 and with a growth rate of 3.2%. It is estimated that about one-third (34.4%) of the employed population are engaged in agriculture, forestry, and fishing industry while nearly a quarter (23.6%) are in wholesale and retail trade indicating that agriculture is the main economic activity in the Municipality. There are six zonal councils which make up the Municipality's jurisdiction and they include; Swedru Zonal Council, Nyakrom Zonal Council, Otsenkorang/Edukrom Zonal Council, Bobikuma/Kwaman Zonal Council, Nkum/Ahamadonko Zonal Council and Abodom/Kukurantumi Zonal Council.

##### **1.1.1 Vision**

To become a well-developed Municipal Assembly that provides and facilitates excellent services to its people to ensure improvement in the quality of life of its people.

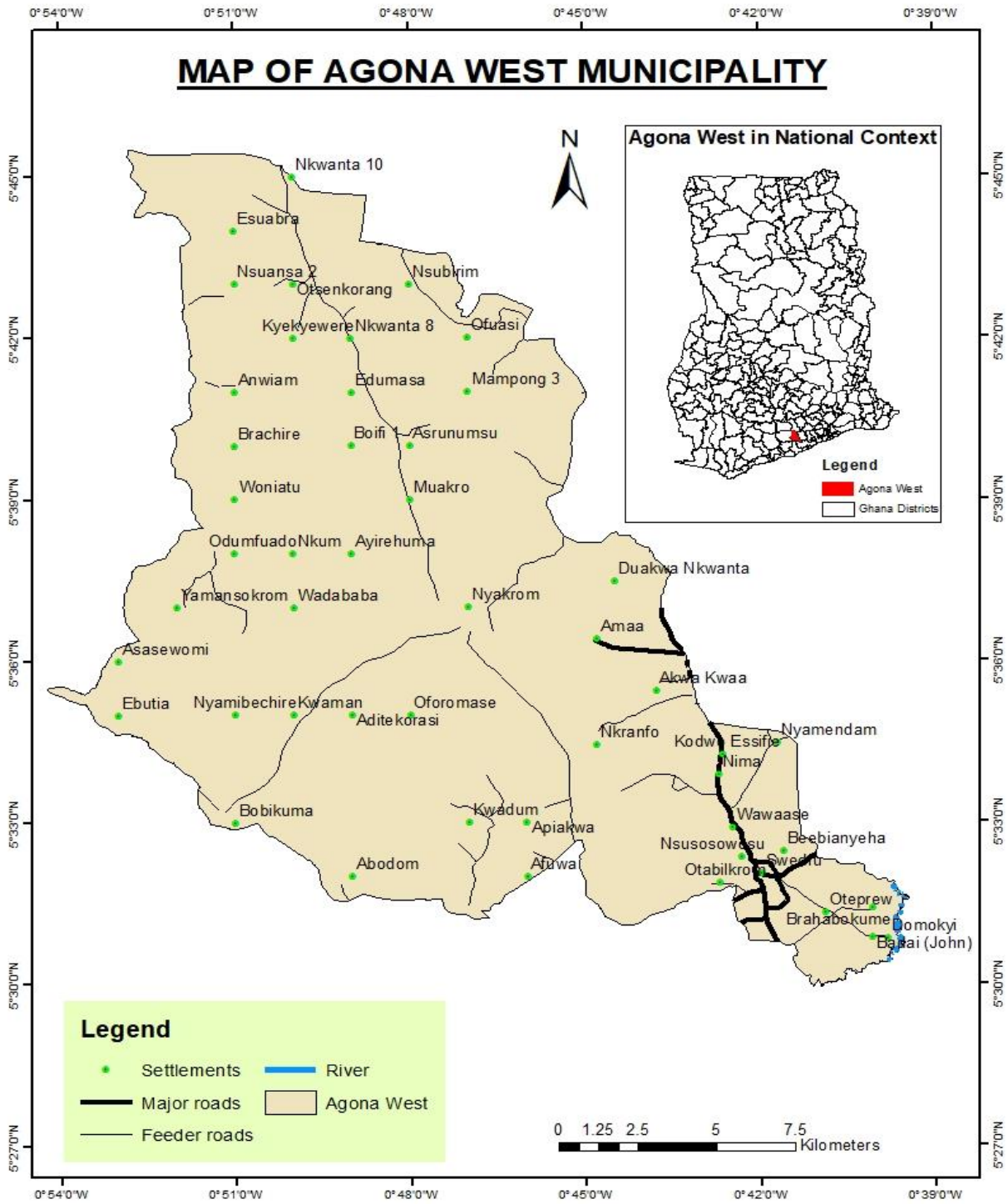
##### **1.1.2 Mission**

The Agona West Municipal Assembly exists to facilitate the improvement in the quality of life of the people in close collaboration with the private sector and other development partners in the Municipality through mobilization, judicious use of resources, and provision of basic socio-economic development within the context of good governance.

##### **1.1.3 Core Value**

The Municipal Assembly has some core values that guide behaviour of staff and community. These core values ensure that staff are people oriented, integrity focused, committed to achieve organisational goals, mission statement and vision. The values also entail striving for excellence, transparency, accountability and good leadership.

FIG 1: Map of Agona West Municipality



Source: MPCU, 2020

## 1.2 DEVELOPMENT GOALS, OBJECTIVES AND STRATEGIES

ADOPTED GOAL	ADOPTED SUB-GOALS	ADOPTED ISSUES	ADOPTED OBJECTIVES	ADOPTED STRATEGIES.	
Build a prosperous society	Enhance agricultural productivity	Low application of technology especially among smallholder farmers leading to comparatively lower yields	Improve production efficiency and yield	Reinvigorate extension services (SDG Target 2.a)	
			Improve postharvest Management	Implement commodities trading centres, (ie modern farmers' markets) across all MMDAs focusing on grain, vegetable and tuber marketing (SDG Target 2.c)	
			Enhance climate change Resilience	Promote and document improved, climate-smart, indigenous agricultural knowledge (SDG Targets 2.4, 16.6)	
	Low economic capacity to adapt to climate change	Enhance climate change resilience	Develop climate-resilient crop cultivars and animal breeds (SDG Target 2.4)		
	Improve revenue and expenditure management	Weak expenditure management and budgetary controls	Revenue under performance due to leakages and loopholes, among others	Ensure improved fiscal performance and sustainability	Extend and strengthen the GIFMIS system across all MDAs and MMDAs (SDG Targets 16.5, 16.6)
					Eliminate revenue collection leakages (SDG Targets 16.5, 16.6, 17.1)

	Improve revenue and expenditure management	Revenue under performance due to leakages and loopholes, among others	Strengthen fiscal decentralisation	Enhance revenue mobilisation capacity and capability of MMDAs <b>(SDG Targets 16.6, 17.1)</b>
Safeguard the natural environment and ensure a resilient built environment.	Improve road and drainage infrastructure	Poor quality and inadequate road transport network	Improve efficiency and effectiveness of road transport infrastructure and services	Provide bitumen surface for road networks in district capitals and areas of high agricultural production and tourism. <b>(SDG Targets 7.3, 11.2)</b>
				Expand and maintain the national road network <b>(SDG Targets 9.1,11.2)</b>
				Ensure capacity improvement by constructing missing links <b>(SDG Targets 9.1, 11.2)</b>
	Enhance quality of life in rural areas	Provide basic infrastructure such as potable water, sanitation, electricity, road networks, schools, health facilities, low-cost housing. <b>(SDG Targets 1.b, 6.1,6.2, 11.1, 11.a)</b>		
Enhance the level and quality of ICT services	Poor quality ICT services	Enhance application of ICT in national development	Improve the quality of ICT services, especially internet and telephony <b>(SDG Target 9.c)</b>	

	Improve coverage of water supply	Increasing demand for household water supply	Improve access to safe and reliable water supply services for all	Provide mechanized borehole and small-town water systems ( <b>SDG Target 6.1</b> )
	Enhance responsiveness to disaster occurrences	Weak legal and policy frameworks for disaster prevention, preparedness and response	Promote proactive planning for disaster prevention and mitigation	<p>Educate public and private institutions on natural and man-made hazards and disaster risk reduction (<b>SDG Targets 3.d, 13.3</b>)</p> <p>Strengthen early warning and response mechanisms for disasters (<b>SDG Targets 3.d, 13.3</b>)</p> <p>Implement gender sensitivity in disaster management (<b>SDG Targets 1.5, 5.5</b>)</p> <p>Strengthen capacity of the National Disaster Management Organisation (NADMO) to perform its functions effectively (<b>SDG Targets 3.d, 11.5, 11.b, 16.6</b>)</p>
	Climate variability and change.	Loss of trees and vegetative cover	Reduce greenhouse gases	Promote tree planting and green landscaping in communities ( <b>SDG Targets 11.7, 15.2</b> )
		Vulnerability to climate change	Enhance climate change Resilience	Develop climate-responsive infrastructure ( <b>SDG Target 9.1</b> )

	Climate variability and change	<p>Low institutional capacity to adapt to climate change and undertake mitigation actions</p> <p>Low institutional capacity to adapt to climate change and undertake mitigation actions</p>	<p>Enhance climate change Resilience</p> <p>Enhance climate change resilience</p>	<p>Promote climate-resilience policies for women and other vulnerable groups in agriculture (<b>SDG Targets 1.5, 13.1, 13.2, 13.b, 16.6</b>)</p> <p>Improve and harmonise agricultural research, including application of climate models (<b>SDG Targets 2.4, 2.a</b>)</p> <p>Promote and document improved, climate-smart, indigenous agricultural knowledge (<b>SDG Targets 2.4, 16.6</b>)</p>
	Improve the level of waste management services	Poor sanitation and waste management	Enhance access to improved and reliable environmental sanitation services	<p>Monitor and evaluate implementation of sanitation plan (<b>SDG Target 16.6</b>)</p> <p>Provide public education on solid waste management (<b>SDG Target 12.8</b>)</p> <p>Enhance implementation of the Polluter Pays Principle in waste management (<b>SDG Target 6.3</b>)</p> <p>Expand disability-friendly and gender-friendly sanitation facilities (<b>SDG Target 6.2</b>)</p> <p>Review, gazette and enforce MMDA bye-laws on sanitation (<b>SDG Targets 16.6, 16.b</b>)</p>

				<p>Develop and implement strategies to end open defecation <b>(SDG Target 6.2)</b></p> <p>Improve management of waste disposal sites to control greenhouse gas emissions (GHGs) <b>(SDG Target 11.6)</b></p> <p>Improve sanitation sector institutional capacity <b>(SDG Targets 6.a, 16.6)</b></p> <p>Promote National Total Sanitation Campaign <b>(SDG Target 6.2)</b></p>
	Provide street lights in urban and rural areas	Difficulty in the extension of grid electricity to remote rural and isolated communities	Ensure efficient transmission And distribution system	Expand the distribution and transmission networks <b>(SDG Target 7.b)</b>
	Improve enforcement of building regulations	Weak enforcement of planning and building regulations	Promote sustainable, spatially integrated, balanced and orderly development of human settlements	Strengthen the human and institutional capacities for effective land use planning and management nationwide <b>(SDG Targets 16.6, 16.a)</b>
	Expand the coverage of spatial plans	Inadequate spatial plans for regions and MMDAs		
Build a prosperous society	Create sustainable employment opportunities for the youth	High youth unemployment	Harness demographic dividend	Strengthen public institutions to engender young people's trust in addressing their priorities while creating opportunities for effective engagement <b>SDG Target (16.6)</b>

			Improve decentralized planning	Create enabling environment for implementation of Local Economic Development (LED) and Public-Private Partnership (PPP) policies at district level <b>(SDG Targets 17.14, 17.17)</b>
			Support entrepreneurs and SME development	Create an entrepreneurial culture, especially among the youth <b>(SDG Targets 4.4, 8.3, 8.6)</b>
			Promote the creation of decent jobs	Develop and implement tailored business sector support services to business units <b>(SDG Targets 8.3, 8.10)</b>
				Develop and promote schemes that support skills training, internship and modern apprenticeship <b>(SDG Targets 8.3, 8.6)</b>
Develop tourist potential in the Municipality	Gaps in the governance regime for emerging areas in the creative and cultural industries	Promote culture in the development process	Create awareness of the importance of culture for development and enhance private sector participation <b>SDG Target 12.8)</b>	
Create opportunities for all Ghanaians	Enhance the quality of educational service delivery	Poor quality of education at all levels	Enhance inclusive and equitable access to, and participation in quality education at all levels	Ensure inclusive education for all boys and girls with special needs <b>(SDG Targets 4.1, 4.2, 4.5, 4.a)</b> Popularize and demystify the teaching and learning of science, technology, engineering and mathematics (STEM) and ICT education in basic and secondary education <b>(SDG Target 4.1)</b>

Create opportunities for all Ghanaians				Expand infrastructure and facilities at all levels ( <b>SDG Target 4.a</b> )
	Child and family welfare	Limited coverage of social protection programmes targeting children	Ensure effective child protection and family welfare system	Promote implementation of policies that increase enrolment and retention in schools such as the School Feeding Programme and Capitation Grant ( <b>SDG Targets 4.1, 4.2, 16.6, 16.b</b> )
	Improve coverage of social protection programmes	Inadequate and limited coverage of social protection programmes for vulnerable groups	Strengthen social protection, especially for children, women, persons with disability and the elderly	Strengthen access for vulnerable groups to justice, rights, and entitlements ( <b>SDG Targets 1.4, 16.3</b> )  Strengthen education and awareness against stigma, abuse, discrimination, and harassment of vulnerable people ( <b>SDG Targets 16.2, 16.3, 16.b</b> )  Strengthen and effectively implement existing social protection intervention programmes and expand their coverage to include all vulnerable groups ( <b>SDG Targets 1.3, 5.4, 10.4</b> ) Mainstream social protection into sector plans and budgets <b>SDG Targets 1.3, 10.4</b> )
	Improve coverage of social protection programmes	Inadequate and limited coverage of social protection programmes for vulnerable groups	Strengthen social protection, especially for children, women, persons with disability and the elderly	

Create opportunities for all Ghanaians	Child and family welfare	High incidence of children's rights violation	Ensure the rights and entitlements of children	<p>Introduce District Integrated Social Services Programmes for children, families and vulnerable adults <b>(SDG Target 10.2)</b></p> <p>Promote justice for children, including reforming child panels, setting up family courts and strengthening capacity of correctional facilities and caregivers <b>(SDG Target 16.3)</b></p>
	Sports and recreation	Inadequate and poor sports infrastructure	Enhance sports and recreational infrastructure	Enforce development of designated sports and recreational land use in all communities <b>(SDG Target 16.6)</b>
	Enhance the quality of health service delivery	Gaps in physical access to quality health care	Ensure affordable, equitable, easily accessible and Universal Health Coverage (UHC)	<p>Accelerate implementation of Community-based Health Planning and Services CHPS) policy to ensure equity in access to quality healthcare <b>(SDG Targets 1.2, 1.3, 3.1, 3.2, 3.3, 3.8, 16.6)</b></p> <p>Expand and equip health facilities <b>(SDG Target 3.8)</b></p> <p>Strengthen the district and sub-district health systems as the bedrock of the national primary healthcare strategy <b>(SDG Targets 1.2, 1.3, 3.1, 3.2, 3.3, 3.4, 3.6, 3.7, 3.8, 16.6)</b></p> <p>Ensure affordable, equitable, easily</p>

	Enhance the quality of health service delivery	Gaps in physical access to quality health care	accessible and Universal Health Coverage (UHC)	Ensure gender mainstreaming in the provision of healthcare services <b>(SDG Targets 1.4, 5.c)</b>  Effectively implement the health financing strategy <b>(SDG Targets 1.3, 3.c, 16.6)</b>
			Reduce disability morbidity, and mortality	Intensify implementation of Malaria Control Programme <b>(SDG Target 3.3)</b>
	Reduce the incidence of HIV/ AIDS to minimum or zero level.	High incidence of HIV and AIDS among young persons	Ensure reduction of new HIV, AIDS/STIs and other infections, especially among vulnerable groups	Expand and intensify HIV Counselling and Testing (HTC) programmes <b>(SDG Targets 3.3, 3.7)</b>  Intensify education to reduce stigmatization <b>SDG Target 3.7)</b>  Intensify behavioural change strategies especially for high risk groups for HIV & AIDS and TB <b>SDG Targets 3.3, 3.7)</b>  Strengthen collaboration among HIV & AIDs, TB, and sexual and reproductive health programmes <b>SDG Target 3.3)</b>  Intensify efforts to eliminate mother to child transmission of HIV (MTCTHIV) <b>(SDG Target 3.3)</b>

Maintain a stable, united and safe society.	Improve working environment of the police	Inadequate and poor-quality equipment and infrastructure	Enhance security service delivery	Improve relations between law enforcement agencies and the citizenry. <b>SDG Targets 16.7, 16.10)</b>  Rehabilitate and increase number of custodial facilities and rehabilitation centres <b>(SDG Target 16.1)</b>
	Ensure optimum functionality of sub structures	Ineffective sub-district structures	Deepen political and administrative decentralisation	Strengthen sub-district structures <b>(SDG Targets 16.6, 17.9)</b>
	Ensure adequate capacity building of Assembly staff for enhanced service delivery.	Weak capacity of local governance practitioners Poor service delivery at the local level		
	Development communication	Inadequate ownership and accountability for national development at all levels	Ensure responsive governance and citizen participation in the development dialogue	Organize National Policy Summits, regular town hall meetings and meet-the-press series periodically around key government initiatives <b>(SDG Targets 16.7, 16.10)</b>
		Weak involvement and participation of citizenry in planning and budgeting	Improve popular participation at regional and district levels	Promote effective stakeholder involvement in development planning process, local democracy and accountability <b>(SDG Target 16.7)</b>

		Relatively weak capacity of governance institutions	Deepen democratic governance	Strengthen independent governance institutions to perform their functions effectively ( <b>SDG Target 16.6</b> )
		Weak national values such as patriotism and loyalty to the state	Promote discipline in all aspects of life	Implement interventions to promote attitudinal change and instill patriotism in the citizenry, especially amongst children and the youth ( <b>SDG Target 4.7</b> )
		Poor work ethic	Build an effective and efficient Government machinery	Support National Commission for Civic Education (NCCE) to continuously educate and sensitise citizens on their rights and responsibilities ( <b>SDG Targets 16.6, 16.a</b> )
		Weak coordination of the development planning system	Enhance capacity for policy formulation and coordination	Strengthen capacity of research and statistical information management systems of MDAs and MMDAs ( <b>SDG Targets 16.6, 17.19</b> )

### **1.3 PURPOSE OF MONITORING AND EVALUATION FOR 2020**

Annually, the Agona West Municipal Assembly through the National Development Planning Commission (NDPC) Act (Act 479) and the National Development Planning Systems Act (Act 480) designs a comprehensive progress report which captures the assessment of all programmes and projects planned and implemented for the year under review. The Annual/Quarterly Progress Report is an M&E tool used to disseminate results of implemented activities and also assess progress made towards attaining the set targets in the 2020 Action Plan of the Agona West Municipal Assembly through evidence-based information on budgetary performance and selected Municipal Core Performance Indicators. This report therefore compiles achievement levels of the assessment of a set of indicators and targets adopted for monitoring and evaluation. The output is to highlight challenges of implementation and identify interventions for creating an enabling environment capable of delivering quality jobs and prosperity for the people of Agona West.

The progress of implementation was tracked under the themes of the *Agenda for Jobs: Creating Prosperity and Equal Opportunity for All, 2018-2021*;

- Economic development;
- Social development;
- Environment, infrastructure and human settlements;
- Governance, corruption and public accountability; and
- Strengthening Ghana's role in International Affairs.

As per the functions of the Municipal Assembly, programmes, projects and activities in the current plan, four out of the five themes of the 2018-2021 Medium-Term National Development Policy Framework (MTNDPF) were selected, namely:

1. Economic Development
2. Social Development
3. Environment, Infrastructure and Human Settlements
4. Governance, Corruption and Public Accountability

The report is also an important Monitoring and Evaluation (M&E) activity for the Assembly, the Regional Coordinating Council (RCC) and the National Development Planning Commission (NDPC). Just as this Report would enable the NDPC to prepare the Annual/Quarterly Progress Report for the

Country, it is also a tool for the Municipal Assembly to be accountable to the citizenry for the responsibilities bestowed on her.

#### **1.4 PROCESSES INVOLVED IN CONDUCTING THE M&E**

Base on the national guidelines for conducting M&E, the Municipal Monitoring team with gender representation and community involvement ensured effective monitoring processes at all levels including before, during and after plan implementation. The decentralized departments were made to submit their Action Plans to be captured in the Composite Plan and stakeholder review meetings were held to discuss the statuses of plan implementations. Other techniques including site meetings, community score cards and participatory rural appraisals were adopted in conducting the M&E exercise in the Municipality.

The Annual Progress Report was then prepared to disseminate the results. The process of preparing the Annual Progress Report was designed to be participatory, involving all heads of department. An inception meeting was held with the heads of department to review data requirement and the data collection instrument. This was followed by actual data collection from all departments of the Assembly. Based on the data collected, a draft report was prepared and validated at a Municipal Planning Coordinating Unit (MPCU) meeting to collect further inputs. After the validation meeting, the annual report was prepared.

#### **1.5 STATUS OF IMPLEMENTATION OF DMTDP**

**Table 2: Proportion of the DMTDP implemented in 2020**

<b>Indicators</b>	<b>Baseline</b>	<b>Target</b>	<b>Actual</b>
	<b>2019</b>	<b>2020</b>	<b>2020</b>
1. Proportion of the annual action plans implemented	<b>84.25% (107)</b>	<b>80%</b>	<b>135 (80.84)</b>
a. Percentage completed	<b>24.41% (31)</b>	<b>60%</b>	<b>28.74% (48)</b>
b. Percentage of ongoing interventions	<b>59.05% (75)</b>	<b>40%</b>	<b>52.1% (87)</b>
c. Percentage of interventions abandoned	<b>0.79% (1)</b>	<b>0%</b>	<b>0% (0)</b>

d. Percentage of interventions yet to start	<b>15.75% (20)</b>	<b>0%</b>	<b>19.16% (32)</b>
2. Proportion of the overall medium-term development plan implemented	<b>70%</b>	<b>75%</b>	<b>80%</b>

**Source: (MPCU, 2019)**

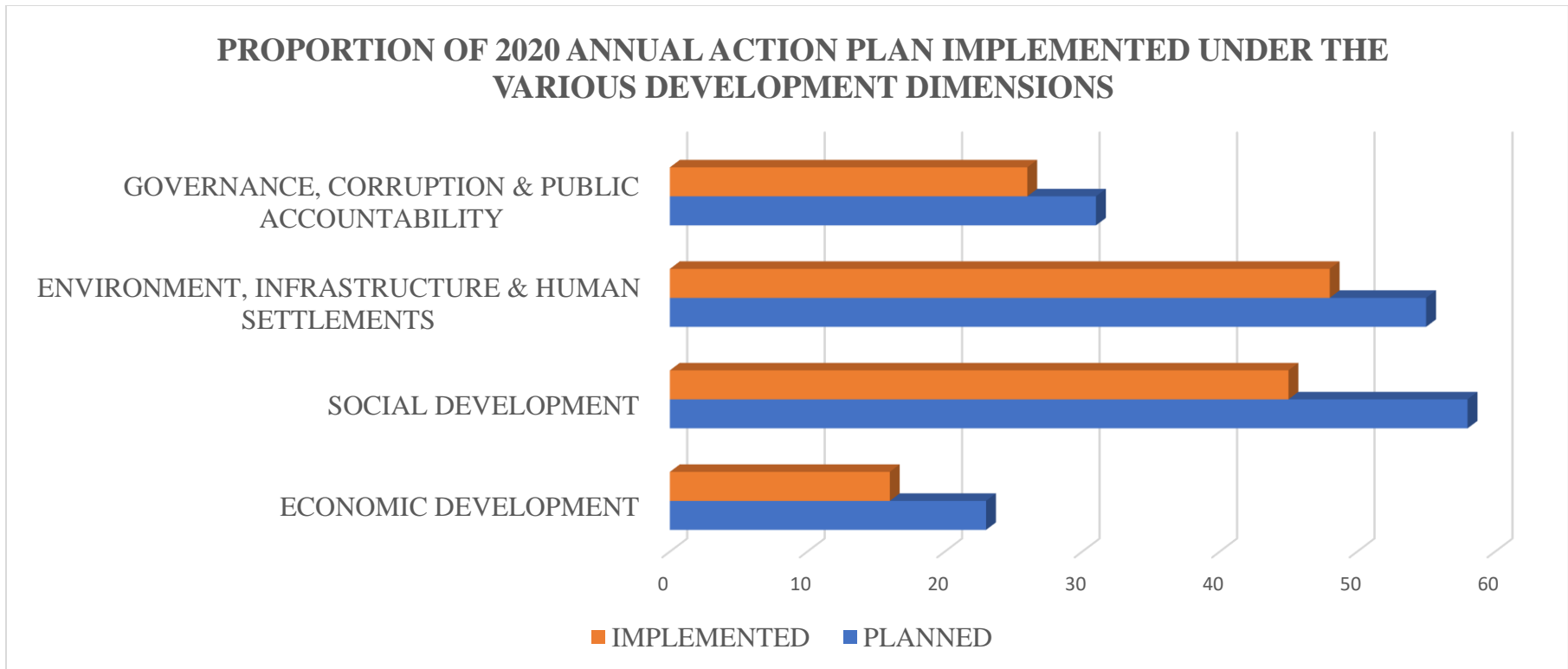
Inferring from table 2, for the year 2020, 28.74% of the planned activities were completed. Also, 52.1% of activities are ongoing, and 19.16% are yet to start. It could be seen that the Assembly spent resources on 80.84% of the planned activities in 2020. It could therefore be said that the Assembly achieved a little over its intended target albeit the pandemic.

Table 3: Details on the Annual Action Plan implemented

S/N	DEVELOPMENT DIMENSION	2020	
		PLAN	EXEC
1	ECONOMIC DEVELOPMENT	23	16
2	SOCIAL DEVELOPMENT	58	45
3	ENVIRONMENT, INFRASTRUCTURE & HUMAN SETTLEMENTS	55	48
4	GOVERNANCE, CORRUPTION & PUBLIC ACCOUNTABILITY	31	26
	TOTAL	167	135

**Source: (MPCU, 2020)**

The analyses have been displayed in a graphical representation (See Fig 3)



**FIG 2**

**Source:** MPCU (2020)

The various development dimensions encapsulate the Assembly’s set objectives for the year. From the table, the differences between the planned and executed activities depict the Assembly’s prowess in achieving g its set objectives. Under economic development, the planned activities are 23 and 16 of them were executed during the year indicating that the Assembly’s adopted goal of building a prosperous society is progressing steadily. With social development, 58 activities were planned for the year out of which 45 were executed during the year indicating that the Assembly’s adopted goal of creating opportunities for its people is progressing rapidly. The planned activities for environment, infrastructure and human settlement are 55 and 48 were executed during the year implying that the

Assembly's adopted goal of safeguarding the natural environment and ensuring a resilient built environment is rapidly being met. For governance, corruption and public accountability, 31 activities were planned for the year 2020 and 26 of them were executed during the period under review, indicating that the Assembly's adopted goal of maintaining a stable, united and safe society is faring excellently.

## **1.6 DIFFICULTIES ENCOUNTERED IN IMPLEMENTING, MONITORING AND EVALUATING THE PLAN**

- i. Logistical challenges in inspecting projects was a key issue but it was overcome by sometimes borrowing vehicles from other Departments.
- ii. Delay in the release of funds to facilitate implementation, monitoring and evaluation.
- iii. Difficulty in obtaining data from some departments, units and other relevant stakeholders.
- iv. Some contractors were lethargic to rehabilitate projects they already worked on when needs arose for rehabilitation works. Most of these contractors were not indigenes, making them reluctant to come to the Municipality to execute rehabilitation works especially on street lights.

## **1.7 RECOMMENDATIONS**

- i. The monitoring team should be provided a vehicle for monitoring and evaluation of projects.
- ii. Funds should be timely released to facilitate the implementation, monitoring and evaluation exercises.
- iii. Both decentralized and non-decentralized departments and agencies should timely provide data for monitoring and evaluation team.
- iv. Projects such as installation of streetlights should be given to local contractors.

## CHAPTER TWO

### 2.0 M&E ACTIVITIES REPORT

This section of the report covers the Monitoring and Evaluation activities which were undertaken during the year 2020. The chapter covers the programmes/projects status for the period, update on revenue and disbursements from funding sources, update on core performance indicators, update on critical development and poverty issues, and update on evaluation and participatory M&E conducted.

### 2.1 PROGRAMMES AND PROJECTS STATUS FOR THE YEAR

This projects/programmes report covers the status of development projects and programmes in the Agona West Municipality. The purpose of the report is to keep track of projects and identify implementation challenges and the way forward.

**Table 4: Project Register**

S/N	PROJECT DESCRIPTION	DEVELOPMENT DIMENSION OF POLICY FRAMEWORK	LOCATION	CONTRACTOR/CONSULTANT.	CONTRACT SUM GHC	SOURCE OF FUNDING	DATE OF AWARD	DATE STARTED	EXPECTED DATE OF COMPLETION	EXPENDITURE TO DATE	OUTSTANDING BALANCE	IMPLEMENTATION STATUS (%)	REMARKS
1.	Construction of 2500m (2.5km) surface dressing Mahodwe area roads	Environment	Agona Swedru	M/S Jackmenat Ltd, M/S CASMO Co. ltd, and M/S BEAMEWT Co. ltd.	7,444,241.69	GSCSP	15/04/2020	3/06/2020	3/06/2021	2,636,302.19	4,807,939.5	20%	On-going
2.	Payment for supply and installation of block	Economic development	Municipal wide.	-	-	-	-	-	-	-	-	70%	On-going

	molding machine												
3.	Construction of 4-unit 18No. stall at Lower Bobikuma	Economic development	Lower Bobikuma	Fobri Enterprise	135,000.00	DDF	4/12/2019	4/12/2020	-	101,210.40	33,789.6	100%	Completed
4.	Completion of Abattoir and 1 No. Apartment at Swedru	Economic development	Agona Swedru	M/S OC-100 Works Express	249,530.10	DACF	18/11/2019	31/03/2020	-	224,522.10	25,008	100%	Completed and in use
5.	Construct 4 No. Revenue Booth	Economic development	Agona Swedru	-	-	-	-	-	-	-	-	0%	Not implemented
6.	Pothole patching	Environmental, Infrastructure and Human settlement	Municipal wide	SAMMENS Construction and Plant Hiring Ltd.	1,083,206.00	DACF/Road fund	-	1/05/18	1/05/19	-	-	70%	Ongoing
7.	Opening up of engineered Roads	Environmental, Infrastructure and Human settlement	Municipal Wide (Upper Bobikuma-Odoben, Kwaman-Abodom and Nyakrom - Abodom)	M/S Kannan Co.	199,340.00	DACF	30/11/2016	30/11/2016	30/05/2017	199,340.00	0	100%	Completed
8.	Grading/ Gravelling of 22km Roads in the Municipality	Environmental, Infrastructure and Human settlement	Agona Swedru and Odom	M/S Pavic Construction Ltd.	198,846.00	DACF	27/11/2020	02/01/2021		198,846.00		100%	Completed
9.	Reshaping/ Grading of 21km Roads within the Municipality	Environmental, Infrastructure and Human settlement	Agona Swedru	M/S Pavic Construction Com. Ltd.	160,400.00	DACF	30/07/2020	9/10/2020		160,400.00		100%	Completed

10.	Grading works on Swedru Township Road (18km) length in Agona Swedru	Environmental, Infrastructure and Human settlement	Agona Swedru	M/S Pavic Construction Company Ltd.	93,650.00	DACF	14/05/2020	14/06/2020		93,650.00		100%	Completed
11.	Grading and Opening up works on Otabilkrom Area roads in Agona Swedru	Environmental, Infrastructure and Human settlement	Agona Swedru	M/S Pavic Construction Company Ltd	65,100.00	DACF	25/06/2020	30/07/2020		65,100.00		100%	Completed
12.	Grading Works on Nana Botwe Area roads (10km) length in Agona Swedru	Environmental, Infrastructure and Human settlement	Agona Swedru	M/S Pavic Construction Company Ltd	62,100.00	DACF	06/01/2020	06/02/2020		62,100.00		100%	Completed
13.	Asphalt overlay of 20km Swedru Town Roads (Ph1)	Environmental, Infrastructure and Human settlement	Agona Swedru									100%	Completed
14.	Grading of Roads	Environmental, Infrastructure and Human settlement	Municipal Wide	Sammens Construction and plant Hiring limited	198,540.00	DDF	6/09/18	6/09/18	6/03/19	178,680.60	19,859.40	100%	Completed and in use
15.	Road and drainage work	Environmental, Infrastructure and Human settlement	Municipal Wide	-	-	-	-	-	--	-	--	0	Not Implemented

16.	Construction of Speed Hump	Environmental, Infrastructure and Human settlement	Agona Swedru.	-	-	GoG	-	-	-	-	-	0	Not Implemented
17.	Plant 10,000 trees annually	Environmental, Infrastructure and Human settlement	Municipal Wide	-	-	-	-	-	-	-	-	15%	On-going
18.	Desilting of gutters	Environmental, Infrastructure and Human settlement	Municipal Wide									80%	On-going
19.	Construct 3 No. Culverts	Environmental, Infrastructure and Human settlement	Eguabreso and Mangoase, Kukurantumi, Abodom Etsifi (Pottom), Nkrafo-Amponsah Road	M/S Zartvic Ghana Ltd	114,523.50	MPs DACF	18/02/2019	18/02/2019	23/02/2019	114,523.50	-	100%	Completed and in use
20.	Construction of 4No. 1.2m Pipe Culverts in Swedru township and 1No. 0.9 Pipe Culverts at Abodom	Environmental, Infrastructure and Human settlement	Abodom, Swedru	OC-100 Works Express	199,914.00	DACF	17/09/19	17/01/20	09/12/19	29,987.10		100%	completed
21.	Construction of 8No. Pipe Culverts and Grading of 3km Roads within the Municipality	Environmental, Infrastructure and Human settlement	Agona Swedru, Nyarkrom	M/S Zartvic Ghana Ltd.	GHC 394,832.55	MP,S Common fund	05/10/2020	16/10/2021		312,286.50		100%	completed

22.	Construction of 15No. Pipe Culvert within the Municipality	Environmental, Infrastructure and Human settlement	Agona Swedru, Nyarkrom, Kofikwa and Nsuansa	M/S Zartvic Ghana Ltd.	539,846.05	MP,S Common fund	30/04/2020	30/08/2020		485,864.41		100%	completed
23.	Procure and Rehabilitate of Street Lights	Social Development	Municipal Wide	Pavic Co. Ltd	40,350	DACF	9/01/18	9/01/18	9/02/18	40,350	0	100%	Completed and in use
24.	Extension of electricity	Social Development	Municipal Wide	Forbiri Link & Sons Co. Ltd	10,025.00	DACF	-	-	-	10,025.00	0	100%	Completed and in use
25.	Provide streetlights to electoral areas	Social Development	Municipal Wide	-	-	-	-	-	-	-	-	85%	On-going
26.	Clearing of Dump Site	Environmental, Infrastructure and Human settlement	Municipal Wide	-	-	-	-	-	-	-	-	25%	On-going
27.	Fumigation (At Source)	Environmental, Infrastructure and Human settlement	Artisan Village	Pavic Co. Ltd	30,357	IGF	22/12/17	22/12/17	22/02/18	27,321.30	3035.7	100%	Completed
28.	Support to Rehabilitation of Broken-down Boreholes in the Municipality	Environmental, Infrastructure and Human settlement	Municipal Wide	Pavic Co. Ltd	24,600	DACF	12/10/18	12/10/18	12/11/18	24,600	0	100%	Completed
29.	Drilling and Construction of 2No Borehole at Salvation	Environmental, Infrastructure and Human settlement	Salvation School of Deaf, Bankanse and Jacob	M/S Jitex Enterprise	-	-	-	-	-	-	-	100%	Completed

	School of Deaf (Bankanse) and Jacob												
30.	Construction of 10No. Boreholes	Environmental, Infrastructure and Human settlement	Edukrom, Amonda, Akessewa, Awoyom, Dadziekrom Opanyinyena, Nbrohoase, Kojo Onu, Akyerema Mensah	M/S Jitex	249,382.50	DACF	2/12/2019	16/12/2019	16/04/2019	-	-	20%	On-going
31.	Minor Repairs of School Buildings in the Municipality	Social development	Municipal wide	-	-	DACF	-	-	-	-	-	80%	Project ongoing
32.	Construction of 1No. 2-Unit Kindergarten Classroom Block with furniture	Social development	Swedru Urban B' AMA	M/S Anoco Ltd	225,083.85	DACF	29/11/2019			36,221.40		70%	On-going
33.	Construction of 1No.2-Unit Kindergarten Classroom Block with furniture	Social development	Swedru Methodist "A"	M/S Anoco Ltd	225,083.85	DACF	29/11/2019	11/03/2020		36,221.40		70%	On-going
34.	Construction of weighing center at Ahomadonko	Social Development	Ahamadonko	-	-	-	-	-	-	-	0	5%	Mobilization stage

35.	Completion of 1No. CHPS Compound with ancillary facility at Mansokwa	Social Development	Mansokwa	M/S Iconstar Ltd	148,737.75	DACF	16/09/15	-	-	133,502.10	15,235.65	100%	Completed
36.	Completion and furnishing of 1 No. CHPS Compound at Ahamadonko	Social Development	Ahamadonko	Zelcon Ghana Limited	218,379.33	DACF	15/11/2018	15/11/2018	15/04/19	60,112.00	158,267.33	100%	Completed and in use
37.	Construction of 1No 6-Unit Classroom Block with Ancillary Facilities	Social Development	Salvation Army School for The Deaf, Agona Swedru	M/S OC-100 WOrks Express	449,853.80	GETFund	06/08/19	08/08/19	10/02/20	-	-	65%	On-going
38.	Construction of 1NO 6-Unit Classroom Block with Ancillary Facilities	Social Development	Ahamadonko AWMA Basic School	M/S J.O. Okine Builders Limited	449,827.95	GETFund	06/09/19	12/09/19	08/03/20	-	-	70%	On-going
39.	Construction of 1NO 6-Unit Classroom Block with Ancillary Facilities	Social Development	Nyarkrom SDA Basic School	M/S J.O. Okine Builders Limited	449,827.95	GETFund	06/09/19	12/09/19	08/03/20	-	-	67%	On-going
40.	Construction of 1NO 6-Unit Classroom Block with Ancillary	Social Development	Kukurantumi ADA Basic School	M/S Sarbert Investment Limited	448,608.27	GETFund	06/09/19	12/09/19	22/03/20	-	-	100%	Completed and handed over

41.	Construction of 1NO 6-Unit Classroom Block with Ancillary Facilities	Social Development	Ahmadyya Basic School	M/S Jacmenant Limited	449,831.02	GETFund	06/09/19	12/09/19	20/03/20	-	-	100%	Completed and handed over
42.	Construction of 2-Unit kindergarten Block with Ancillary Facilities	Social Development	Kwaman Presby Basic School	M/S Zelcon Ghana Limited	299,648.80	GETFund	18/03/19	24/03/19	11/07/19			100%	Completed and handed over
43.	Construction of 1No.6-Unit Classroom Block	Social Development	Nsuansa	M/S Barima Twumbarima	149,955.00	GETFund	22/11/10	-	-	-	-	100%	Completed
44.	Construction of Classroom Block	Social Development	Salem, Swedru	Kwasac Wood Works	317,488.00	GETFund	22/11/21	-				40%	On-going
45.	Construction of 3-Unit Classroom Block	Social Development	Nyarkrom	M/D Dewis Enterprise	147,904.00	GETFund	02/29/2012					90%	On-going
46.	Construction of 2-Unit Classroom Block	Social Development	Ekurufufu	M/S Falila Co. Ltd.	112,403.50	GETFund	09/16/15	16/12/15				60%	On-going
47.	Construction of 2-Unit Classroom Block	Social Development	Kwaman	M/S Angles Associate Ltd	122,555.00	GETFund	09/16/15	16/12/15				100%	completed
48.	Construction of 2-Unit Classroom block	Social Development	Abodom Cath	M/S Ansey Enterprise	119,915.25	GETFund	09/16/15	16/12/15				100%	Completed and in use
49.	Construction of 2-Unit Classroom block	Social Development	Akuramase	M/S Sir Charles Doughan C.Ltd	119,585.73	GETFund	09/16/15	16/12/15				100%	Completed(handed over)

50.	Construction of 6-Unit Classroom block	Social Development	Nsonan	M/S Buabay	299,192.25	GETFund	09/16/15	30/02/16				50%	On-going
51.	Construction of 1No 3-Unit Classroom block	Social Development	Swedru	M/s Ecilas Ltd	175,046.83	GETFund	01/09/16	01/12/16				100%	Completed and in use
52.	Construction of 2No 3-Unit Classroom block	Social Development	Nyarkrom	M/s Ecilas Ltd	128,894.98	GETFund	04/07/2016	04/04/2017				100%	Completed and in use
53.	Construction of 1No.6-Unit Classroom Block	Social Development	Bosompa	M/S Fobiri Links & Sons	348,212.43	GETFund	11/07/16	11/12/16				67%	On-going
54.	Construction of 1No.6-Unit Classroom Block	Social Development	Bobikuma	M/S Sag-An Co.Ltd	348,349.98	GETFund	06/20/16	24/12/2016				60%	On-going
55.	Construction of 3-Unit Classroom Block, with furniture, for Girls' Model School at Agona Swedru	Social Development	Agona Swedru	M/S Kupper Estate Developer	124,440.00	DACF	19/11/19					70%	On-going
56.	Completion of 1 No. 4 unit Teachers' quarters at Afumkwa	Social Development	Afumkwa	M/S Hidic Co.Ltd	205,758.50	DACF	11/06/15	09/05/2016	6/05/16	127,478.89	78279.61	95%	On-going
57.	Rehabilitate schools in poor condition.	Social Development	Nyakrom Siddiq SHS, Nkum Presby Primary, Odom AME										On-going

			Zion Primary, Ankyease Presby Primary,										
58.	Procure and Supply of 960 Dual and 40 Hexagonal Desk for Schools in the Municipality	Social Development	Municipal Wide	M/S OC 100 Works express	272,950.00	DDF	28/10/2019	14/11/2019	14/03/2019	272,950.00	-	100%	Completed in use
59.	Supply of 800 Dual Desks and 50 Hexagonal Tables for the Schools within the Municipality	Social Development	Municipal Wide	M/S Pavic Construction Company Ltd.	GHC 264,967.50.00		30/07/2020	30/10/2020		264,967.50	0.00	100%	Completed
60.	Rehabilitation of Staff Bungalows	Governance, Corruption and Public Accountability	Agona Swedru					22/01/2020	-	-	-	65%	On-going
61.	Completion of 1 No. police station at Agona Nyakrom	Governance, Corruption and Public Accountability	Agona Nyarkrom	M/S Sag-An Co. Ltd	465,043.42	DACF	20/06/16	20/06/16	20/12/16	157,857.50	0	80%	On-going
62.	Rehabilitate Swedru Town Hall	Governance, Corruption and Public Accountability	Agona Swedru	M/S J.O.Oking Building Ltd	198,000.00	IGF	09-06-19	-	-	-	-	50%	On-going
63.	Complete Fencing and external works at	Governance, Corruption and Public Accountability	Agona Swedru	-	-	-	-	-	-	-	-	100%	Completed

	MCE's Residence												
64.	Completion of Municipal Assembly New Office Block-phase 1 and construction of Assembly Hall	Governance, Corruption and Public Accountability	Agona Swedru	M/S Amo Mensah Company Limited	GHC67,319.55	DACF	-	-	-	10,000	57,319.55	60%	On-going
65.	Construction of 1 No. gender and disability friendly Staff Bungalow with landscaping	Governance, Corruption and Public Accountability	Agona Swedru	-	-	-	-	-	-		-	0	Not implemented
66.	Concrete Block Testing Machine	Governance, Corruption and Public Accountability	Agona Swedru	-	-	-	-	-	-	-	-	100%	Completed and in use
67.	Completion of 1 no. Block Factory with office	Governance, Corruption and Public Accountability	Agona Swedru	M/S Katanca Co. Ltd	76,441.43	DACF	-	-	-	74,441.43	0	100%	Completed and in use
68.	Provision of Building Materials to Assembly Members for Community Initiated Project	Governance, Corruption and Public Accountability	Agona Swedru	-	-	DACF	-	-	-	-	-	10%	On-going

69.	Payment for Installation of Pump and Mechanized Borehole at MCE's residence and Slaughter house	Governance, Corruption and Public Accountability	Agona Swedru	Spaces man ventures	3,850.20	DACF	15/02/2018	15/02/2018	15/08/2018	3,850.20	0	100%	Completed and in use
70.	Construction of Office at Swedru Cemetery	Governance, Corruption and Public Accountability	Agona Swedru	-	-	-	-	-	-	-	-	0	Not implemented
71.	Renovation of Offices of Department of the Assembly	Governance, Corruption and Public Accountability	Agona Swedru	-	-	DACF	-	-	-	-	-	20%	Ongoing

Source: (MPCU, 2020)

**Table 5: Programme Register**

Table 5: Programme Register

NO	PROGRAMME DESCRIPTION	DEVELOPMENT DIMENSION OF POLICY FRAMEWORK	AMOUNT INVOLVED SUM GH¢	SOURCE OF FUNDING	DATE STARTED	EXPECTED DATE OF COMPLETION	EXPENDITURE TO DATE	OUTSTANDING BALANCE	IMPLEMENTATION STATUS (%)	TOTAL BENEFICIARIES	REMARKS
1.	Preparation of 2021 Composite Budget	Governance, Corruption and Public Accountability	Agona Swedru	DACF	August 2020	October 2020	-	-	0	144,321	Ongoing

2.	-	Best worker and teacher awards	Governance, Corruption and Public Accountability	Municipal wide	DACF	22nd July 2020	9 <sup>th</sup> August 2020	-		0	200	Not implemented
3.		Monitoring of Projects and Programmes	Governance, Corruption and Public Accountability	Municipal Wide	DACF	January, 2020	December, 2020	-	-	25%	2,000	Ongoing.
4.		Independence Day Celebration	Governance, Corruption and Public Accountability	Municipal Wide	DACF		6 <sup>th</sup> March, 2020	-	-	100%	5000	Successfully carried out
5.		Purchase of Office Equipment	Governance, Corruption and Public Accountability	Agona Swedru	DACF	January 2020	December 2020	-	-	-		On-going
6.		Support to other official celebrations	Social development	Municipal wide	DACF	January 2020	December 2020	-	-	25%	All departments	Ongoing
7.		Compensation	Governance, Corruption and Public Accountability	Agona Swedru	DACF	January 2020	December 2020	-	-		All departments	Ongoing
8.		General Expenditure	Governance, Corruption and Public Accountability	Municipal wide	All funding sources	January 2020	December 2020	-	-	7%	All departments	Ongoing

9.	Revenue Improvement Activities	Economic Development	Municipal wide		January 2020	December 2020			100%	Revenue Department	Completed
10.	Procure 5 No. Motorbike for office use	Governance, Corruption and Public Accountability	Municipal wide		January 2019	December 2020	-	-	-	-	Not Implemented
11.	Support MP's programmes and projects	Governance, Corruption and Public Accountability	Municipal wide	MPDAC F	January 2020	December 2020			25%	153,859	Ongoing
12.	Hold meetings – management, MPCU, Procurement, Spatial Planning and other meetings.	Governance, Corruption and Public Accountability	Agona Swedru	IGF	March, 2020	December 2020			25%		Ongoing
13.	Enhance logistical capabilities of Departments and Units of the Assembly	Governance, Corruption and Public Accountability	All Department		January, 2020	December 2020					On-going
14.	Organise at least 2 No. PFM Town Hall Meetings Annually	Governance, Corruption and Public Accountability	Agona Swedru		January, 2020	December 2020				-	completed

15.	Payment for Purchase of land banks	Governance, Corruption and Public Accountability	Municipal wide	DACF	January, 2020	December 2020	-	-	47%	All departments	On-going
16.	Education on voting processes	Governance, Corruption and Public Accountability	All Electoral Areas		July 2020	November 2020				-	Ongoing
17.	Support to 2020 General Election	Governance, Corruption and Public Accountability	All Electoral areas		July 2020	November 2020				-	On-going
18.	UNICEF support to sanitation activities	Environmental , Infrastructure and Human settlement	Municipal Wide	IGF	January, 2020	December 2020	-	--	25%	153,859	On-going
19.	Organize sensitization program on climate change for 17 institution within Agona West Municipality	Environmental , Infrastructure and Human settlement	Agona Swedru	GSCSP	July 2020	November 2020	-	-	-	17 institutions	Completed
20.	Mainstream Climate Smart Agriculture in the Municipality	Environmental , Infrastructure and Human settlement	Municipal Wide		January, 2020	December 2020			35%	875	On-going

21.	Undertake data collection on all business, ratable properties and solid waste generation in the municipality	Environmental , Infrastructure and Human settlement	Municipal wide		July 2020	November 2020	-	-	-	-	Completed
22.	Education on protection of natural resources and the environment	Environmental , Infrastructure and Human settlement	Municipal wide		January, 2020	December 2020	-	-	42%		On-going
23.	Procure 100 pieces of 204 litres Dust bin	Environmental , Infrastructure and Human settlement	Municipal wide	IGF	January, 2020	December 2020	-	-	-	-	Not implemented
24.	Support to National Sanitation Day Exercise	Environmental , Infrastructure and Human settlement	Municipal Wide	DACF	January, 2020	December 2020	-	-	25%	153,859	On-going
25.	Purchase sanitation tools	Environmental , Infrastructure and Human settlement	Agona Swedru	DACF			-	-	55%	Whole municipal	On-going
26.	Awareness creation on bush fires	Environmental , Infrastructure and Human settlement	Municipal Wide	DACF	January, 2020	December, 2020				All communities	On-going

27.	Training on water use management	Environmental , Infrastructure and Human settlement	Municipal Wide	DACF	January, 2020	December 2020				All communities	On-going
28.	Training on crop management (crop rotation)	Environmental , Infrastructure and Human settlement	Municipal Wide	DACF	January, 2020	December 2020				All communities	On-going
29.	One day workshop on climate change adaptation	Environmental , Infrastructure and Human settlement	Municipal Wide	DACF	September, 2020	October 2020	-	-	100%		Completed
30.	Purchase of office furniture	Governance, corruption and public accountability	Swedru	IGF	January, 2020	December 2020	-	-	-	All offices	Not Implemented
31.	Sanitation Improvement Package (At Source)	Environmental , Infrastructure and Human settlement	Municipal Wide	IGF	January 2020	June 2020	--	-	25%	153,859	Completed
32.	Purchase of Disinfectants, Insecticides, and Repellants	Environmental , Infrastructure and Human settlement	Municipal Wide	DACF	January, 2020	December 2020	-	-	15%	Whole municipality	On-going
33.	Stakeholder engagement/ sensitisation on sanitation issues	Environmental , Infrastructure and Human settlement	All Electoral Areas	DACF	January, 2020	December 2020			65%	Whole municipality	On-going

34.	Support to Community Led Total Sanitation and Open Defecation Free programme	Environmental , Infrastructure and Human settlement	Municipal Wide	DACF	8 <sup>th</sup> January 2019	22 <sup>nd</sup> November 2019	-	-	60%	153,859	On-going
35.	Conduct an annual update of DESSAP	Environmental , Infrastructure and Human settlement	Municipal Wide	DACF	January, 2020	December 2020	-	-	10%	Whole municipality	On-going
36.	Conduct premises inspection	Environmental , Infrastructure and Human settlement	Municipal Wide		January, 2020	December 2020	-	-	58%	Whole municipality	Ongoing
37.	Support to people with disability (DACF)	Social Development	Municipal Wide	DACF	January, 2020	December 2020	-	-	50%	Whole municipaliy	On-going
38.	Support to Child Protection and Gender Programmes	Social Development	-	DACF	January, 2020	December 2020	-	-	40%	-	Ongoing
39.	Organise Community Durbar on Children's Act	Social Development	Municipal Wide	DACF	January, 2020	December 2020	-	-	-	All communities	Not implemented
40.	Implement LEAP Policy	Social Development	Municipal Wide	DACF	January, 2020	December 2020	-	-	-	All communities	Ongoing
41.	Organise social mobilisation activities to	Social Development	Municipal Wide	DACF	January, 2020	December 2020	-	-	-	All communities	Completed

	dialogue with communities on child protection										
42.	Organise Assembly plans to include gender, child, PWDs and other vulnerable groups.	Social Development	Municipal Wide	DACF	July 2020	July 2020	-	-	-	All communities	On-going
43.	Support to Malaria Programme	Social development	Municipal Wide	DACF	January, 2020	December 2020	-	-	25%	153,859	On-going
44.	Provision of Scholarship to Midwifery Nurses	Social development	Municipal Wide	GOG	January, 2020	December 2020	-	-	-		Not implemented
45.	Support to HIV/AIDS programmes	Social development	Municipal Wide	DACF	January, 2020	December 2020	--		25%	-whole municipality	On-going
46.	Provision of Financial Assistance to Needy Student in the Municipality	Social development	Municipal Wide	DACF	January, 2020	December 2020	-	-	10%	-	Ongoing
47.	Support to Science, Technology and Mathematics	Social development	Municipal Wide	DACF	January, 2020	December 2020	-	-	-	-	Ongoing

	Education Programme										
48.	Support to School Mocks	Social development	Municipal wide	DACF	March	-			-	-	Ongoing
49.	My First Day at School	Social development	Municipal wide	DACF	September	-			-	-	Not implemented
50.	Procure Desk for schools in the Municipality	Social development	Municipal wide	DACF	January, 2020	December 2020	-	-	100%	-	Completed
51.	Counterpart Funding	Economic development	Municipal Wide	DACF	January 2019	-	-	-	20%	-	Ongoing
52.	Payment for supply and installation of block molding machine	Economic Development	Municipal Wide	DACF	January, 2020	December 2020	-	-	60%	-	Completed
53.	Provide Skill development training to Artisans	Economic development	Agona Swedru	DACF	January, 2020	December 2020	-	-	50%	1000	On-going
54.	Prepare strategic local economic development plan (business support action plan for 2020 – 2023)	Economic development	Agona Swedru	DACF	July, 2020	December,2020	-	-	-	-	Completed

55.	Organise Trade Shows annually	Economic development	Agona Swedru	DACF	March, 2020	December,2020						Not Implemented
56.	Construct Canopy Walkway	Economic development	Agona Swedru	DACF	January, 2020	December 2020	-	-	-	-		Not Implemented
57.	Creation of a Tourist Attraction in the municipality	Economic development	Agona Swedru	DACF	January, 2020	December 2020	-	-	10%	Whole municipality		On-going
58.	Organize, establish and register Four new Economic groups basically FBOs and CBOs in order to formalize their operations	Economic development	Agona Swedru	DACF	March, 2020	December,2020	-	-	10%	560		Ongoing
59.	Train 10 Cooperatives Management communities made up of 200 members in experience sharing	Economic development	Agona Swedru	DACF	March, 2020	December,2020	-	-	10%	750		Ongoing
60.	Organize two (2) stakeholders workshops for 15 economic groups in	Economic development	Agona Swedru	DACF	April, 2020							Ongoing

	experience sharing										
61.	Conduct 5 workshops for 10 cooperatives with 200 members to create awareness	Economic development	Agona Swedru	DACF	January, 2020	December 2020					Ongoing
62.	Support to Nation Builders' Corp Programme	Economic development	Municipal Wide	DACF	January 2020	December 2020	-	-	25%	478	Ongoing
63.	Revaluation of properties in Agona Swedru.	Economic development	Agona Swedru	DACF	January, 2020	December 2020	-	-	0%	153,859	Not implemented
64.	Implement One District One Factory Policy	Economic development	-	DACF	January, 2020	December 2020	-	-	20%	Whole municipality	Ongoing
65.	Support to Farmers' and Fishermen's Day celebration	Economic development	Municipal Wide	DACF	December, 2019	December, 2019	-	-	0%	-	Ongoing
66.	Support to Planting For Food And Jobs Programme	Economic development	-	DACF	January, 2020	December 2020	-	-	65%	1000	Ongoing

67.	Mobilise and train farmers to adopt climate-resilient crop cultivars and animal breeds	Environment, Infrastructure and Human Settlement	Municipal Wide	DACF	January, 2020	December 2020	--	-	0%	-	On-going
68.	Train women and other vulnerable groups on climate-resilience methods in the agricultural sector.	Environment, Infrastructure and Human Settlement	Municipal Wide	DACF	January, 2020	December 2020	-	-	0%	-	Ongoing.
69.	Research on best practices of climate models in the agricultural sector.	Environment, Infrastructure and Human Settlement	Municipal Wide	DACF	January, 2020	December 2020	-	-	0%	-	Not implemented
70.	Data collection on indigenous agricultural knowledge and application of findings in climate-smart policies.	Environmental , Infrastructure and Human settlement	Municipal wide	DACF	10 <sup>th</sup> March 2019	15 <sup>th</sup> May 2019	-	-	0%	-	Not implemented
71.	Support Street Naming Programme	Governance, Corruption and	Municipal Wide	DACF	January, 2020	December 2020	-	-	25%	153,859	Ongoing

		Public Accountability									
72.	Support to Sanitation in the Municipality	Environmental , Infrastructure and Human settlement	Municipal Wide	DACF	January, 2020	December 2020	-	-	25%	153,859	Ongoing
73.	Mainstream Climate Smart Agriculture in the Municipality	Environmental , Infrastructure and Human settlement	Municipal Wide	DACF	20 <sup>th</sup> February 2019	-	-	-	15%	153,859	Ongoing
74.	Mobilize and train farmers to adopt climate-resilient crop cultivars and animal breeds	Environmental , Infrastructure and Human settlement	Municipal Wide	DACF	January, 2020	December, 2020				All communities	Ongoing
75.	Public education on domestic bush fires	Environmental , Infrastructure and Human settlement	Municipal Wide	DACF	March, 2020	September, 2020				All communities	Ongoing
76.	Public Education on Hydro meteorological and Geological Disasters Public Education on Covid-19 Pandemic	Environmental , Infrastructure and Human settlement	Municipal Wide	DACF	March, 2020	September, 2020				All communities	Ongoing

77.	Desilting of gutters	Environmental , Infrastructure and Human settlement	Municipal Wide	DACF	March, 2020					All communities	Ongoing
78.	Public Education on Environmental Cleanliness	Environmental , Infrastructure and Human settlement	Municipal Wide	DACF	March, 2020					All communities	Ongoing
79.	Durbar to mark World Disaster Day	Environmental , Infrastructure and Human settlement	Municipal Wide	DACF	September,2020					All communities	Completed
80.	Formation of Disaster Prevention Clubs	Environmental , Infrastructure and Human settlement	Municipal Wide	DACF	September,2020					All communities	Not implemented
81.	Formation of Girls' Clubs in 16 schools within the Municipality	Social Development	Municipal wide	DACF	7 <sup>th</sup> June 2020	-	-	-	100%	16 basic schools	Completed
82.	Support female camp meeting	Social Development	Municipal wide	DACF	January,2020	December, 2020				All basic schools	Not implemented
83.	Sensitisation program for women on need to participate in budget hearing	Social development	Municipal wide	DACF	July	October-	-	-	-	All communities	Not implemented

84.	Training market leaders and women, business owners on skills and meeting tax obligations	Social Development	Municipal wide	DACF	March, 2020	April 2020			-	All communities	Completed
85.	Train 45 Assembly Members	Governance, Corruption and Public Accountability	All Electoral Areas	DACF	2 <sup>nd</sup> July, 2020	December, 2020				All Electoral Areas	On-going
86.	Empowerment of Female Assembly Members	Governance, Corruption and Public Accountability	Municipal wide	DACF	7 <sup>th</sup> June 2020	December 2020				All communities	Completed
87.	Organize a mentorship camp program for selected girls within the Municipality	Social Development	Municipal wide	DACF	-	-				All communities	Not implemented
88.	Training programme for Girl Child education	Social Development	Municipal wide	DACF	-	-				All communities	Completed

**Source: (MPCU, 2019)**

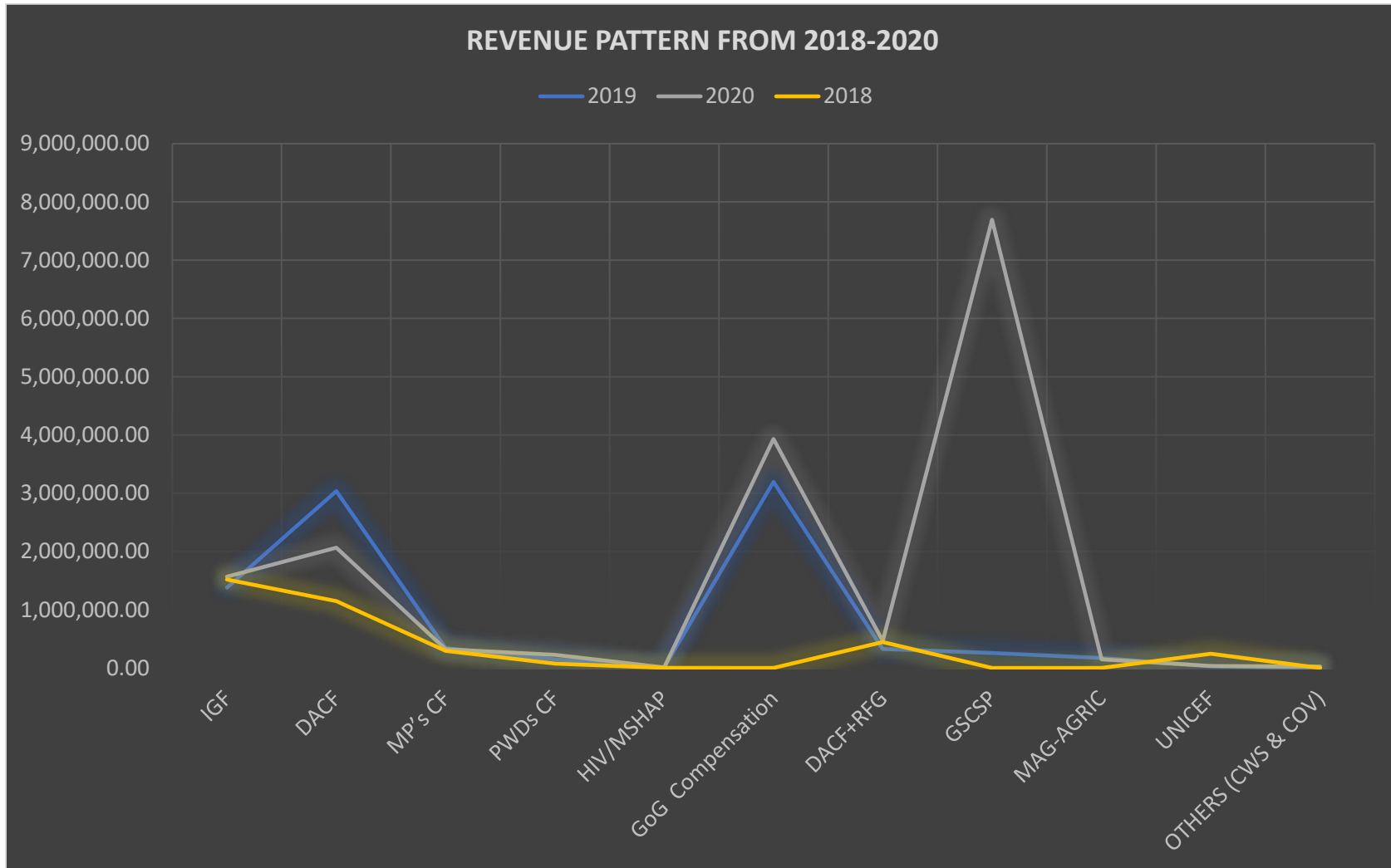
## 2.2 UPDATE ON FUNDING SOURCES AND DISBURSEMENTS

This section focuses on the sources of funds that were received by the Agona West Municipal Assembly and their disbursements.

**Table 6: Revenue Sources**

<b>REVENUE ITEM</b>	<b>Baseline 2019</b>	<b>Target 2020</b>	<b>Actual 2020</b>
IGF	1,380,087.75	1,408,271.00	1,568,751.97
DACF	3,033,696.05	2,892,177.00	2,064,500.00
MP's CF	339,407.68	700,000.00	321,412.27
PWDs CF	145,575.46	300,000.00	225,021.66
HIV/MSHAP	12,690.05	20,000.00	8,355.02
GSPF			
GoG Compensation	3,194,005.38	2,884,828.69	3,932,273.05
DACF+RFG	327,661.88	925,039.00	461,387.20
GSCSP	257,002.22	11,950,160	7,694,232.54
MAG-AGRIC	171,088.87	171,008.87	145,405.53
UNICEF	30,700.00		35,000.00
OTHERS (CWS & COV)			23,348.00
<b>TOTAL</b>	<b>8,891,915.34</b>	<b>21,251,484.56</b>	<b>16,479,687.24</b>

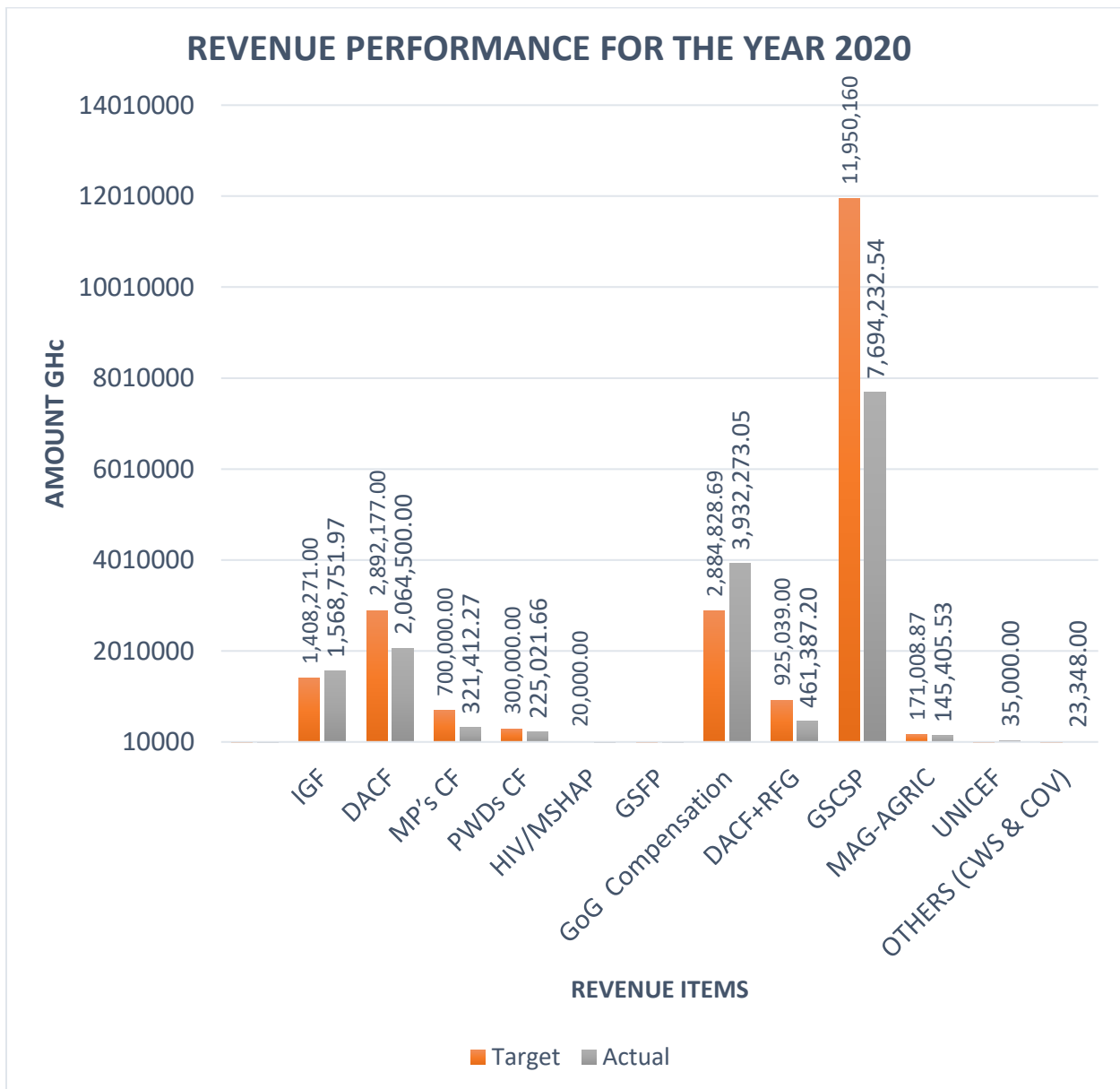
FIG 3: REVENUE PATTERN FOR 2018, 2019, AND 2020



Source: MPCU (2020)

FIG 3 illustrates the revenue pattern from 2018 to 2020. The trajectory of the graph indicates that the Assembly Generated more revenue in 2020 than in 2018 and 2019 albeit the pandemic in 2020. This could be as a result of a data collection exercise on ratable businesses which unearthed ghost enterprises as well as new enterprises. The sharp upward rise under GSCSP in 2020, is as a result of the Ghana Secondary Cities Support Programme activities that were undertaken during the year.

FIG 4: REVENUE PERFORMANCE FOR THE YEAR 2020



Source: MPCU (2020)

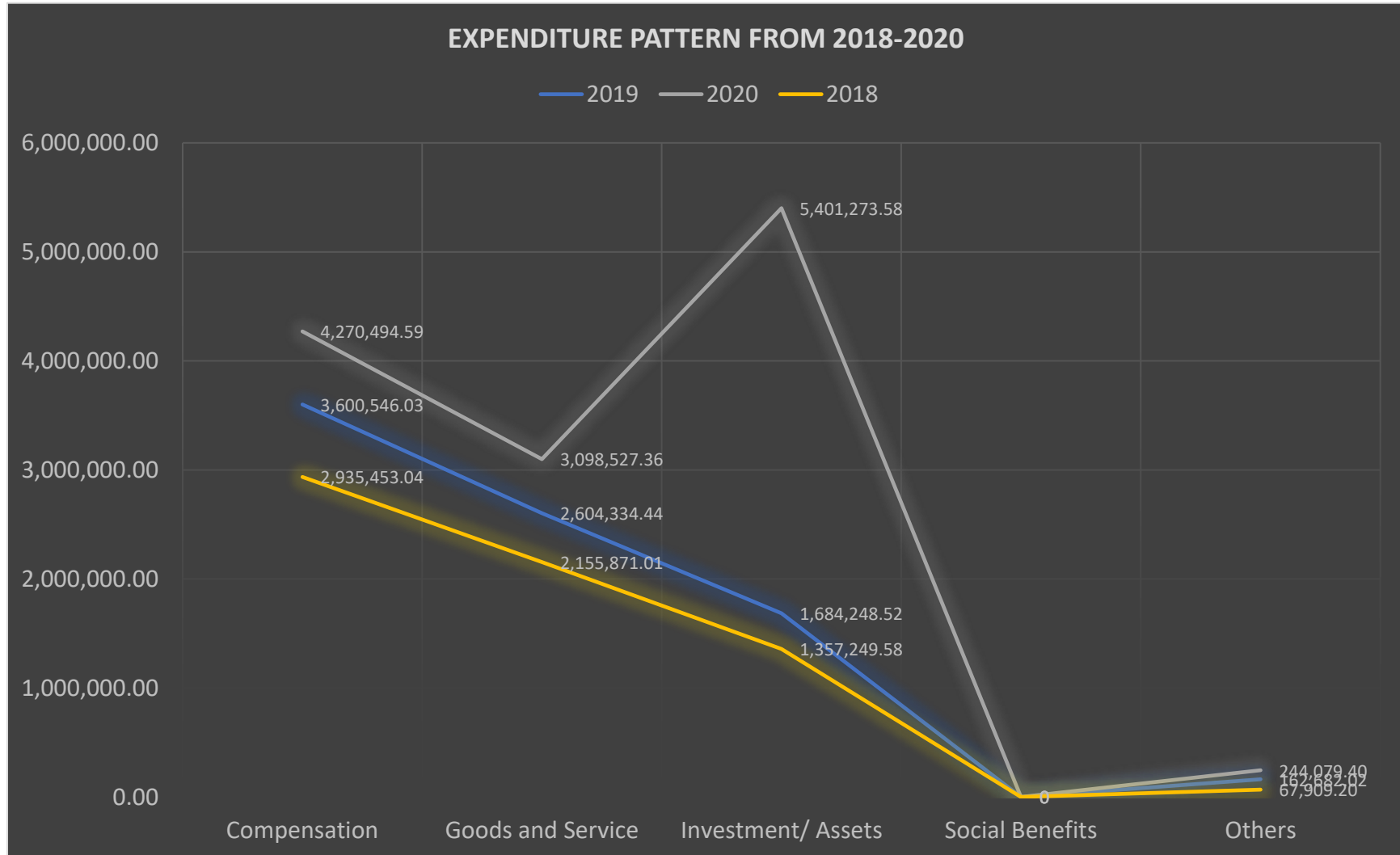
**FIG 4** depicts the Assembly’s revenue performance for the year 2020. The graph indicates that the Assembly could not meet its target for the year, and this could be accrued to the pandemic that brought a halt to the inflow of funds for Assembly activities.

**Table 7: Expenditure**

<i><b>EXPENDITURE</b></i>	<i><b>Baseline</b></i>	<i><b>Target</b></i>	<i><b>Actual</b></i>
<i><b>ITEM</b></i>	<i><b>2019</b></i>	<i><b>2020</b></i>	<i><b>2020</b></i>
<i>Compensation</i>	<i>3,600,546.03</i>	<i>3,274,828.00</i>	<i>4,270,494.59</i>
<i>Goods and Service</i>	<i>2,604,334.44</i>	<i>4,690,565.00</i>	<i>3,098,527.36</i>
<i>Investment/ Assets</i>	<i>1,684,248.52</i>	<i>10,196,520.10</i>	<i>5,401,273.58</i>
<i>Social Benefits</i>	<i>N/A</i>	<i>N/A</i>	<i>N/A</i>
<i>Others</i>	<i>162,682.02</i>	<i>715,021.00</i>	<i>244,079.40</i>
<i><b>TOTAL</b></i>	<i><b>8,044,906.24</b></i>	<i><b>18,876,934.10</b></i>	<i><b>13,014,374.93</b></i>

**Source: Finance and Budget (2020)**

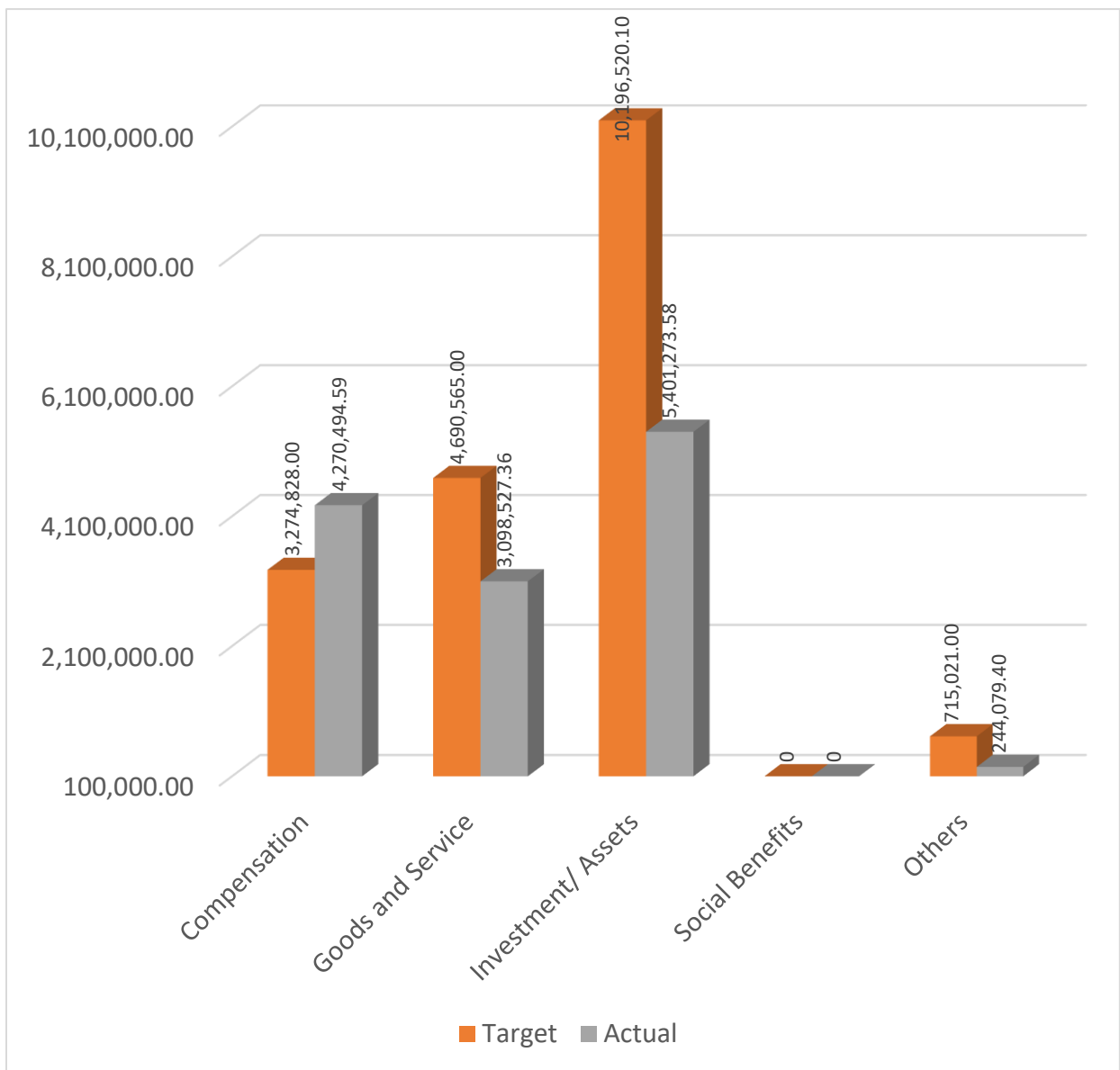
**FIG 5: EXPENDITURE PATTERN FROM 2018-2020**



**Source: MPCU (2020).**

From Fig 5, the trajectory depicts that the Assembly spent more in 2020 than it did in 2018 and 2019. This demonstrates that the Assembly provided more resources in terms of projects, programmes and interventions in 2020 than in 2019. Hence, it could be concluded that the Assembly's effort to achieve its intended goals for the year was better than in 2018 and 2019. The sharp surge in the trajectory under investment/assets is a result of the GSCSP that was undertaken in the year 2020.

**FIG 6 EXPENDITURE PERFORMANCE FOR THE YEAR 2020**



**Source: MPCU (2020)**

**Fig 6** demonstrates the expenditure performance of all sources, for the year 2020. It could be seen that expenditure under investment/asset is relatively high indicating that the Assembly spent more on projects during the period under review. With regards to achieving the expenditure targets, the Assembly could not achieve its intended target for the various sources except compensation. This could be attributed to the pandemic which affected a lot of Assembly’s activities.

### 2.3 ASSESSMENT OF PERFORMANCE INDICATORS

This section focuses on the municipal core performance indicators categorized by development dimension of *Agenda for Jobs*.

**Table 8: Update on Municipal Core Performance Indicators**

	<b>Indicator (categorized by Dimension of Agenda for Jobs)</b>	<b>Baseline 2018</b>	<b>Target 2019</b>	<b>Actual 2019</b>
	<b>ECONOMIC DEVELOPMENT</b>			
<b>1.</b>	<b>Total output in agricultural production</b>			
	i. Maize	14,532.4	17,112.9	4278.30
	ii. Rice (milled)	600.0	1025.6	290.5
	iii. Millet	-	-	-
	iv. Sorghum	-	-	-
	v. Cassava	41,462.1	45293.5	11323.0
	vi. Yam	-	-	-
	vii. Cocoyam	2000.0	1,2500	680.0
	viii. Plantain	3712.5	4103.5	1225.5
	ix. Groundnut	-	-	-
	x. Cowpea	-	-	-

	xi. Soyabean	-	-	-
	xii. Cocoa	-	-	-
	xiii. Shea butter	-	-	-
	xiv. Oil palm	6,195.50	7,032.20	7,383.80
	xv. Vegetables	6,896.20	12,463.70	14,224.70
	xvi. Cashew nut	-	-	-
	xvii. Cotton	-	-	-
	xviii. Cattle	1,000.00	2,500.00	2,625.00(rolled over)
	xix. Sheep			
	xx. Goat	3,000.00	5,000.00	5,500.00 (rolled over)
	xxi. Pig			
	xxii. Poultry	4,000.00	6,000.00	7,200.00 (rolled over)
		1,500.00	3,000.00	3,750.00 (rolled over)
		30,000.00	50,000.00	55,000.00(rolled over)
2.	<b>Percentage of arable land under cultivation</b>	-	-	-
3.	<b>Number of new industries established</b>			
	i. Agriculture,	-	-	10,025 (totals)
	ii. Industry,	-	-	4,752 (totals)
	iii. Service	-	-	27 (totals)

4.	Number of new jobs created	-	-	-
	i. Agriculture	-	300	125
	ii. Industry	-	-	-
	iii. Service	-	-	-
<b>SOCIAL DEVELOPMENT</b>				
5.	<b>Net enrolment ratio</b>			
	i. Kindergarten	82.2%	90.00%	97.0%
	ii. Primary	100.1%	100%	100.1%
	iii. JHS	58.6%	62.0%	67.0%
6.	<b>Gender Parity Index</b>			
	i. Kindergarten	-	1.1	1.11
	ii. Primary	1.13	1.1	1.13
	iii. JHS	1.11	1.1	1.12
	iv. SHS	1.12	1.1	1.13
7.	<b>Completion rate</b>			
	i. Kindergarten	-	100%	101.0%
	ii. Primary	116.9%	116.0%	116.5%
	iii. JHS	89.5%	98.0%	103.0%
	iv. SHS	-	-	-
8.	<b>Number of Operational Health Facilities</b>	22	6	2
	i. CHP Compound	11	2	2
	ii. Clinic	2	1	0

	iii. Health Centre	5	1	0
	iv. Hospital	2	1	0
	v. Maternity homes	2	1	0
9.	<b>Proportion of population with valid NHIS card</b>			
		84,589	94,500	85,589
	i. Total (by sex)	978	3,727	1,087
	ii. Indigents	26,300	28,961	26,400
	iii. Informal	4,851	5000	4,871
	iv. Aged	41,357	42,000	41,457
	v. Under 18years	5,236	5,300	5,266
	vi. Pregnant women			
10.	<b>Number of birth and deaths registered</b>	5,734	6,125	1,063
	i. Birth (sex) Male	3,067	3,400	533
	Female	2,667	2,800	530
	ii. Death (sex, age group)	27	19	5
	Male	15	10	2
	Female	12	9	3
11	<b>Percent of population with sustainable access to safe drinking water sources</b>			
		60	80	82
	i. District	45	45	45
	ii. Urban	25	35	37
	iii. Rural			

12	<b>Proportion of population with access to improved sanitation services</b>				
		i. District	35%	20%	33.33%
		ii. Urban	45%	37%	19.56%
		iii. Rural	20%	7%	13.77%
13.	Maternal mortality ratio	4 deaths (70/100,000)	1 death 18.2/100,000	0	
14.	<b>Malaria case fatality (Institutional)</b>				
		i. Sex : Male	1	0	0
		Female	0	0	0
		ii. Age group (0-4)	5	0	0
15.	Number of recorded cases of child trafficking and abuse				
		i. Child trafficking (sex)	0	0	0
		ii. Child abuse (sex)	0	0	0
<b>Safeguard the National Environment and Ensure a Resilient, Built Environment</b>					
16.	<b>Percentage of road network in good condition</b>				
		i. Total	55	80	75
		ii. Urban	30	40	40
		iii. Feeder	25	30	35
17.	Percentage of communities covered by electricity				
		55	70	65	

	District	20	30	27
	Rural	35	40	42
	Urban			
	<b>Indicator (categorized by Dimension of Agenda for Jobs)</b>	<b>Baseline (2018)</b>	<b>Target 2019</b>	<b>Actual 2019</b>
<b>Governance, Corruption and Public Accountability</b>				
18.	<b>Reported cases of crime.</b>			
	i. Men,	7	20	5
	ii. Women	136	20	78
	iii. Children.	49	20	37
19.	<b>Percentage of annual action plan implemented.</b>	<b>80.99% (98)</b>	<b>80%</b>	80.84%
20	Number of communities affected by disaster	8	10	6
	i. Bushfire	0	4	0
	ii. Floods.	6	8	6

**Source: (MPCU, 2020)**

Table 9 illustrates performance on the core activities in the Municipality. Emphasizing on education, health, sanitation and roads, it could be seen that the performance was terrific because the achievements under the sectors reached their respective targets. The sectors fall under the economic and social as well as environmental, infrastructure and human settlement development dimensions. The performance is reflective in the Assembly's effort in achieving its set goals of building a prosperous society, creating opportunities for the people of Agona West and safeguarding the natural environment and ensuring a resilient built environment.

However, under health, other targets could not be achieved owing to the limited resources attributed to the covid impact on finances. Funds earmarked for the facilitation of physical access to health facilities might have been diverted to manage covid situation in the Municipality. Also, a lot need to be done on sanitation in the urban center, as the data indicates that the target for populaton with access to improve sanitation services was not achieved.

Under Governance, Corruption and Public Accountability, it could be seen that the Assembly achieved a little over its target which shows the Assembly’s effort in achieving its intended goals for the year.

## 2.4 CRITICAL DEVELOPMENT AND POVERTY ISSUES

Table 9: Update on Critical Development and Poverty Issues

Critical Development and Poverty Issues	Allocation GH¢	Actual receipt GH¢	No of beneficiaries	
			Target	Actual
Ghana School Feeding Programme	-	-	13,190	13,877
Capitation Grants	74,189.79	75,031.53	25,516	25,516
National Health Insurance Scheme	-	-	94,500	84,589
Livelihood Empowerment Against Poverty (LEAP) programme	-	-	-	711
National Youth Employment Program	-	-	130	50
One District One Factory Programme	-	-	-	-
One Village One Dam Programme	-	-	-	-
Planting for Food and Jobs Programme	-	-	4,625	3,282
Planting for Export and Rural Development	-	-	700	346

Free SHS Programme	-	1,724,252.58	7,118	7,118
Others (NABCO)	-	-	350	402

Source: (MPCU, 2020)

## 2.4.1 OTHER CRITICAL ISSUES

### 2.4.1.1 CLIMATE CHANGE AND DISASTER RISK MANAGEMENT

Over the years, the Municipality has experienced some effects of climate change, notable among them is the intense flooding that occurred in 2010. As a result, the Assembly develops strategies to reduce the impacts of climate change in the Municipality each year. In 2020, the following are the strategies the Assembly developed to check climate change impacts;

- i. Tree Planting by the Department of Parks and Gardens in collaboration with Department of Agriculture and Ghana Education Service.
- ii. Public education on disaster preparedness by NADMO. This is normally done in the form of discussions on FM Stations.
- iii. Provision of litter bins at vantage points in the urban centre – Agona Swedru.
- iv. Construction of culverts to improve drainage system.
- v. Desilting and opening of drains to mitigate flooding.
- vi. Conservation of Agona Swedru Forest Reserve.

#### Climate Change Awareness/Sensitization Training

Activities	Number of Trainings	Beneficiaries		Total
		Male	Female	
*Catchment areas protection schemes (e.g. reclamation of arable land, re-forestation, etc.)	2	34	9	43
Bush fire mitigation awareness/trainings	3	45	10	55
Overgrazing awareness and training sessions	4	341	55	396

Cropping management (e.g. Crop rotation, cover cropping etc.)	3	143	61	204
Water use management (e.g. bunding in rice fields, Drainage construction in flooded fields, Irrigation etc.)	4	23	19	42
Perennial fruits and fodder plantation against soil erosion	5	102	38	140
Integrated Pest Management (IPM)	10	303	54	357
Sensitization on climate change (GSCSP)	17	523	604	1127
<b>TOTAL</b>		<b>1,514</b>	<b>850</b>	<b>2,364</b>

In terms of disasters, the Municipality recorded a number of natural occurrences during the year.

#### **Rainstorm: Abodom Kwaman**

- Kwaman zone was hit by a rainstorm on the 28<sup>th</sup> of May, 2020 where roofs of 7 rooms were ripped off. Personal belongings of occupants were destroyed. 15 affected persons including 2 male adults, 7 female adults, 4 male children and 2 female children. Estimated cost of the damage done was GH¢11,000.00.
- Nyakrom was also hit by a heavy rainstorm disaster that ripped off roofs of three (3) single bed rooms at Apaa, a suburb of Nyakrom on Thursday, 28<sup>th</sup> May, 2020 between the hours of 10am and 9pm. Personal belongings of occupants were completely destroyed and 8 persons were affected including 3 male adults, 3 female adults, 1 male child and 1 female child. Estimated cost of damage was GH¢ 7,500.00.
- On Wednesday, 10<sup>th</sup> June, 2020, between the hours of 4:30am and 10:00pm, Lower Bobikuma Zone was hit with a rainstorm. 13 affected persons including 5 male adults, 4 female adults, 1 male child and 3 female children. Estimated cost of damage was GH¢45,000.00.
- There was a rainstorm disaster that hit the Nsuansa community in the Nkum Zone on Saturday, 12<sup>th</sup> December, 2020. 32 persons were affected including 8 males,

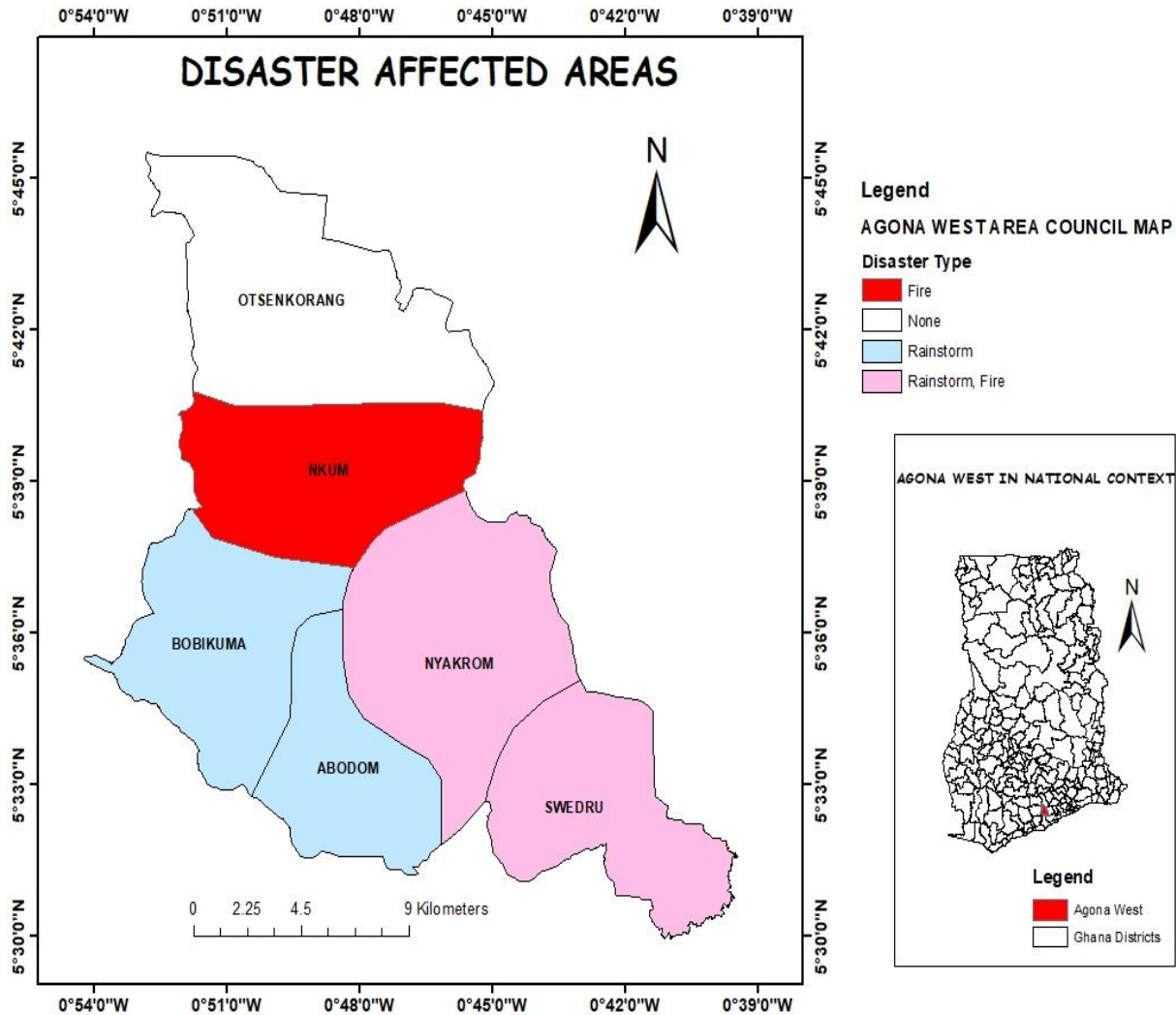
12 females, 5 male children, and 7 female children. Estimated cost was GH¢80,000.00.

- Abodom was also hit by a rainstorm and one (1) person was displaced while one (1) house was also destroyed.
- Swedru was also hit by rainstorm where 205 people were displaced and 34 houses destroyed.

**Fire:** There were series of fire outbreaks in the Municipality in the course of the year.

- There was a fire outbreak that razed down four (4) stores at Dweneho in the Swedru Zone behind the Main Market popularly known as “18 mu” on Tuesday, 26<sup>th</sup> February, 2019. The cause of the fire is still unknown. A total number of 8 persons were affected out of which 2 were male adults and 6 female adults.
- There was a fire outbreak at Ankobease on 11<sup>th</sup> April, 2019 in Nkum Zone. A total number of four (4) persons were affected out of which 2 were male adults and 2 female adults. Also, one (1) house was affected and personal belongings damaged.
- There was a fire outbreak at Apaa in Nyakrom Zone on 1<sup>st</sup> August, 2019. Only one (1) person was affected and he is a male adult. One house was affected and personal belongings damaged.
- There was a fire outbreak at Owane in Swedru Zone on 10<sup>th</sup> September, 2019. A total number of 3 persons were affected out of which 2 were male adults and 1 female adult. Two (2) stores were affected and all items destroyed.
- There was also a fire outbreak at Yaabem in Swedru Zone on 28<sup>th</sup> August, 2019. A total number of 3 persons were affected and were all female adults. Only one (1) shop was affected and items damaged.

**Fig 7: Disaster Affected Areas**



A plethora of activities were undertaken in relation to disaster management and prevention.

Below are such activities;

- i. The Assembly sensitized three communities in Swedru and Nyarkom respectively on disaster prevention and reduction. Fire education on domestic fires was handled by the Ghana National Fire Service while NADMO handled natural and man-made disasters.
- ii. Early alarm was given to community members along the banks of Akora River notably Desuenyim, Salem, Sabon Zongo and Otabilkrom all in Swedru Township.

- At Nyarkom, communities including Bronikrom, Site, Psam 35 etc were asked to evacuated to uplands as precautionary measure against floods during the rains.
- iii. Owners of dilapidated buildings were directed to demolish or renovate their structures at Nyakrom, Abodom, Kwaman, and others to avert any occurrences.
  - iv. ECG were officially informed about worn out pylons which were found at Kwaman.
  - v. As part of the fight on COVID-19 pandemic, orientation and educational programmes were organized for various stakeholders in the Municipality. Also, disinfectional exercises was done on 6<sup>th</sup> April, 2020 at the various markets in the Swedru township and the Zonal centers.

### ***DEPARTMENT OF PARKS AND GARDENS***

The underlisted activities were also implemented by the department during the period under review;

**Plant propagation:** the department have nursed and potted a lot of seedlings for sale and tree planting program.

**Plant hunting:** the department hunted for plant weekly to introduce new plant seedlings in the nursery.

### **2.4.2 WASTE MANAGEMENT**

#### **Solid Waste Management**

Solid waste management has become a major source of worry to Ghana and Agona West Municipality is not an exception. It is faced with challenges such as logistics, finances, equipment, personnel, perception, tools, and attitudinal issues among others. This notwithstanding, the department have a waste management unit which collaborates with Zoomlion Ghana limited, a private waste management company and other stakeholders to address the challenges by sweeping all open spaces (including streets, markets), desilting of drains, collection and safe disposal of waste. It also employs other intervention such as clean-up exercises and hygiene education in other to address solid waste management situation in the Municipality. Zoomlion Ghana Limited has

provided 24 skip communal refuse containers which is have been placed at some vantage areas in Agona Swedru and Agona Nyakrom townships. Two (2) skip loaders refuse trucks are being used to convey refuse from Swedru and Nyakrom Township.

A total of 27,530 tonnes of refuse from Swedru and Nyakrom were cart to Agona Swedru final disposal site during the period under review. However, the state of some of the refuse containers is currently in bad shape.

The rural towns practiced controlled crude dumping method of solid waste disposal. The Assembly has twenty-four (24) permanent sanitary labourers working with Environmental Health and Sanitation Unit to help clean the markets and some of the lorry terminals. In addition one hundred and twenty (120) workers were also employed under YEA Sanitation module and have been seconded to Zoomlion to help in the area of solid waste management. All these workers have been sparsely distributed in the municipality and are working directly under Zoomlion municipal manager. The Environmental Health Analysts, Environmental Health Officers and Assistants of Environmental Health and Sanitation Unit, as well as Zoomlion supervisors collaborate to supervise the labourers to undertake sanitation activities so as to help raise the level of environmental sanitation in the municipality.

### **Door-to-door Refuse Collection Services**

A door-to-door refuse collection service was also carried out successfully throughout the year and a total of 297 tonnes of refuse was collected from various households.

### **Liquid Waste Management**

The staff of the department collaborates with the managers of the public toilets to supervise the management of the 16 public toilets in the Municipality. A total of 250 household toilets were constructed during the period under review. The Assembly's cesspit emptier and other two cesspit emptiers that are privately owned were used to dislodge all the public and household when full for a fee upon request. The sanitary workers also rod choked inspection chambers to allow the movement of faecal matter when necessary. The general public was also sanitized on the need to provide household toilets in their homes.

### **Community- Led Total Sanitation**

This intervention has reduced the incidence of open defecation and dumping of refuse elsewhere in some communities in the municipality currently seventy-one communities are Open Defecation

Free across the municipality whilst in other communities, work is still in progress to ensure that they also attain ODF status. Before the onset of this programme, most of these communities used to record high incidence of communicable diseases as a result of poor environmental sanitation practices. The department will need logistical and financial supports to carry out this programme to enable us educate and monitor communities to achieve open defecation free.

### **Open Defecation Free**

Seventy-One (71) communities have been declared Open Defecation Free. There has been an increase of 58 communities from the previous year (13).

### **Proportion of Population with Access to Improved Sanitation Services in Agona West**

✚	Number of households		= 30,862
✚	Urban Households		= 18,111
✚	Rural households		= 12,751
✚	2019 Number of household toilets		= 8,385
✚	2020 Number of household toilets		= 10,501
✓	District	$\frac{10,284}{30862} \times 100\%$	= 33.33%
✓	Urban	$\frac{18,111}{30,862} \times 33.33$	= 19.56%
✓	Rural	$\frac{12,751}{30,862} \times 33.33$	=13.77%

### **2.4.3 GENDER RELATED ACTIVITIES**

- Girls club have been established in sixteen (16) public basic schools to empower girls to take up leadership roles in any group they are affiliated to.
- Girls in some selected schools were oriented on menstrual hygiene.
- Undertook sensitization programme on Covid-19 and distributed Personal Protective Equipment to LEAP beneficiaries in six (6) communities. The communities include; Nkranfo, Abigyakrom, Kukurantumi, Abodom, Kwaman and Lower Bobikuma.
- Collaborated with DOVVSU and Department of Social Welfare to educate people on domestic violence in five (5) communities. The communities include: Ahamadonko, Nkum, Abodom, Bobikuma and Nyamendam.

- 

#### **2.4.4 EDUCATION**

- The Education Directorate in collaboration with the Health Directorate undertook the GIFTS Programme after which all schools in the Municipality were supplied with the tablets.
- Dual and hexagonal desks were distributed to various schools in the Municipality.

#### **2.4.5 HEALTH**

- Conducted active and passive surveillance activities within the Municipality.
- Conducted yellow fever mass immunization campaign (district achieved 95% coverage).
- Continuous distribution of LLINs to pregnant women and children under two (2) years.
- Distribution of drugs and other logistics to health facilities.
- Renovated Artisan Village CHPS to serve as isolation/holding area for covid-19 case management.

#### **2.4.6 LOCAL ECONOMIC DEVELOPMENT**

The following activities were undertaken during the period under review.

- i. Training of girls in soapmaking.
- ii. 30 youth and women were trained on snail and rabbit production.
- iii. Collection of data on all businesses in Agona Swedru by the Statistics Department.
- iv. Preparation of Local Economic Development Strategic Plan.

#### **2.4.7 RESPONSE TO COVID-19 PANDEMIC**

- i. The Assembly has been proactive in its response to the covid-19 pandemic as it prepared and implemented adhoc activities to assuage the impacts and spread of the virus.
- ii. The various departments also undertook rigorous education exercises in the various communities in regards to the pandemic. Notable among such departments are NCCE, Environmental Health, Health directorate, Community Development, Gender, Department of Social Welfare, and NADMO.

## 2.5 UPDATE ON EVALUATION AND PARTICIPATORY M&E

This section covers evaluations and participatory M&E conducted, their findings and recommendations.

Table 10: Update on evaluations conducted

Name of the Evaluation	Policy/programme/project involved	Consultant or resource persons involved	Methodology used	Findings	Recommendations
Terminal	Completion of the Abattoir at Agona Swedru	MCE, MCD, MPCU, Municipal Director of Health, Chief, Assembly Member.	Discussions (MPCU meeting)	The project has been completed.	The project should be put into use.
Terminal	Construction of 1No. 6unit classroom block with ancillary facilities at Kukurantumi ADA basic school	MPO, Urban Roads Engineer, Works Engineer, Assembly Member	Discussions (MPCU meeting), Field visit	Project has been completed and handed over.	N/A
Terminal	Construction of 1No. 6unit classroom block with ancillary facilities at Ahmadiyya Basic School	MDA, MPO, Traditional Authorities, Urban Roads Engineer, Works Engineer, Procurement Officer,	Site inspections MPCU meeting	Project has been completed and handed over	N/A

		Contractor, Assembly Member, MPCU members, Community Members.			
Terminal	Ghana School Feeding Programme	Municipal Director of Education, Head teachers, pupils, Municipal Chief Executive, Assembly Members, Desk officer	Interviews, Field visits, file verification	There's been an increase in the percentage of KG and primary school enrollment	More schools should be added to the programme
Terminal	Construction of 1No. 6-unit classroom block at Nsuansa	Planning Officer, MCE, MCD, Works Engineer, Urban Roads Engineered	Field visits, MPCU meeting	The project is completed and handed over	Outcome and Impact analysis should be done.
Terminal	Planting for Food and Jobs	MPCU members, Meetings with Farmer Based Organizations	Discussions (MPCU meeting, Medium and Small Scale Enterprise meeting)	There's been an increase in crop yield in the Municipality	Recommended that the programme should be sustained

Terminal	Planting for Export and Rural Development	MCD, MPCU	Discussion (MPCU meeting)	125 new jobs were created during the year. 125 hectares of land under cultivation. 10,000 coconut seedlings distributed.	Considerable number of interested people still need to register.
Terminal	Organize climate change awareness programmes	MPCU, MCE, Traditional authorities, community members, institutions	Meetings	17 institutions were oriented on climate change issues	Climate change programmes should be frequently organized
Terminal	Organize disaster risk reduction and prevention programmes	MPCU, MCE, Traditional authorities, community members, institutions	Meetings	6 communities were oriented on disaster risk reduction and prevention	Disaster risk reduction and prevention programmes should be frequently organized
Mid-Term	Construction of 2500m (2.5km) surface dressing Mahodwe area roads	MCE, MCD, MPCU, Municipal Director of Health, Chief, Assembly Member and community members.	Meetings	Although the project slowed due to rains, contractors have been able to speed up work to finish the project timely.	It is recommended that pace of work should be maintained or enhanced in order to timely complete the project.

Terminal	Radio programmes	Departments and Units	Meetings	A number of radio programmes were held for sensitization and education programmes in the Municipality	Radio programmes are encouraged to be held frequently.
----------	------------------	-----------------------	----------	---	--

**Source: (MPCU, 2020)**

The table depicts the activities that were evaluated in relation to the Assembly’s effort in achieving its set objectives for the year.

With the objective of building a prosperous society, the Assembly implemented activities such as Planting for Food and Jobs, Completion of Abattoir, and Planting for Export and Rural Development. These activities have had considerable outcomes in Municipality as indicated under the findings column. They have also had impacts on the local economy due to the creation of direct and indirect jobs, and have also improved the quality of life of the beneficiaries.

With the objective of providing opportunities for the people of Agona West, the Assembly implemented activities such as Ghana School Feeding Programme, Construction of 1No. 6-unit classroom block at Nsuansa, Construction of 1No. 6unit classroom block with ancillary facilities at Kukurantumi ADA basic school, and Construction of 1No. 6unit classroom block with ancillary facilities at Ahmadiyya Basic School. Activities that were undertaken in regards to achieving the stated objective are not limited to activities indicated in the table. However, such activities have improved physical access to education and health facilities, and have had positive impacts on education and health in the Municipality.

With the objective of safeguarding the environment, the Assembly implemented activities such as climate change awareness programmes, disaster risk and prevention programmes, and the construction of roads. The construction of roads is done to improve road accessibility in the Municipality and also reduce congestion at the CBD to make the urban centre (Agona Swedru) competitive.

Under Governance, Corruption, and Public Accountability, the Assembly buttressed its effort in radio programmes to sensitize member of the Municipality on government policies, Assembly bye-laws, and other relevant information.

Table 11: Update on PM&E conducted

Name of the PM&E Tool	Policy/programme/project involved	Consultant or resource persons involved	Methodology used	Findings	Recommendations
Transect walks	Creation of tourist site	In-house	Site visit	Dapan Hill has the greatest potential of attracting investors into the Municipality	The services of a consultant should be sought to help develop the site
Citizen score cards, Transect walks	Open Defecation Free	In-house	Interview and community visits	Thirteen (13) communities have been declared ODF with 21 verified and awaiting results from RICCs; Osipikwa, Asumani kwa, Edukoli, etc have all being declared. Osonobenomnsu, Ahwiem, Kwesi Baah, etc are verified and	Other communities should be made to increase their effort to ensure that they obtain the status of ODF.

				awaiting declaration.	
Community score cards	Pay-As-You-Dump	In-house	Community visits, focus group	The policy has improved environmental cleanliness in the various communities	The policy should be sustained
Community score cards	Extension of electricity	Works Engineer, Urban Roads Engineer, MPO, Budget Analyst, Statistician, Contractor, Assembly Members and community members	Focus group discussion	Few communities have not been connected	The Assembly should timely release funds to speed up the completion of the project.
Community score cards	Rehabilitation of street light	Works Engineer, Urban Roads Engineer, MPO, Budget Analyst, Statistician, Contractor, Assembly Members and community members	Interviews, Focus Group Discussions	<ul style="list-style-type: none"> <li>i. Some street lights have still not been worked on.</li> <li>ii. Some contractors are still lethargic to work.</li> </ul>	Future contracts should be awarded to local contractors.

Source: (MPCU, 2020)

These activities involved a greater involvement of community members in their planning and implementation and it shows the Assembly's huge commitment to achieving its intended objective under governance, corruption, and public accountability.

The Assembly also engaged community members in developing activities to developing a prosperous society through local economic development activities. Key among the activities is the creation of a tourist site which has the potential to greatly improve the Municipality's economy.

Activities such as rehabilitation of street lights, and extension of electricity to some communities are geared towards creating opportunities for the people of Agona West, create a prosperous society, and also expand the distribution and transmission networks in the Municipality.

The Assembly also engaged the various stakeholders in the Municipality in implementing policies such as pay-as-you-dump, and open defecation free to safeguard the environment.

# CHAPTER THREE

## 3.0 THE WAY FORWARD

### 3.1 KEY ISSUES ADDRESSED AND THOSE YET TO BE ADDRESSED

#### 3.1.1 Key Issues Addressed

- Existing potholes on most inner-city roads are presently being compacted.
- Power theft affecting PDS are presently being addressed.
- New officers have been posted to the Assembly by the Office of the Local Government Service which has improved availability and adequacy of staff.
- The technical know-how of staff of the Assembly has enhanced due to the occasional organization of workshops and training.
- The various departments and units borrow vehicles from other departments to carry out their respective tasks for the time being.
- Logistics such as printers and computers have been provided for some departments and units in order to facilitate their day-to-day activities. Other departments and units are on the verge of receiving theirs in no time.
- Frequent community engagements, town hall meetings, radio discussions, etc. are being held to bridge the communication gap between the Assembly and the general public.
- Education on spatial planning regulations is being done to deal with the issue of ignorance on the side of the public about the regulations.
- Plans are being made to review outdated local plans and prepare local plans for lacking communities.

#### 3.1.2 Key Issues yet to be Addressed

- Absence of speed humps along some roads are yet to be addressed.
- Poor road networks in all farming communities are yet to be addressed.
- Non-functional facilities including Afumkwaa KG and Amponsah CHPS are yet to be addressed.

- Most of the departments are still finding it difficult in carrying out their works due to lack of funds to support their work.
- Difficulty in obtaining data from departments and units in furnishing reports.
- Earmarked disaster-prone structures are yet to be addressed.
- Low capital investment in climate change adaption.
- Underdeveloped tourism sector.

### **3.2 RECOMMENDATIONS**

- Some capacity improvement programmes should be provided for the staff in the Municipal Assembly within the short term.
- There should be timely release of funds to ensure quality delivery.
- Donor intervention to assist in the fulfilment of the Assembly's vision should be further explored.
- The public should be sensitized on the Assembly's bye-laws.
- There should be an internally arranged timeline for the submission of departmental reports in order to facilitate the preparation of composite reports.
- Dilapidated structures earmarked by NADMO as disaster-prone should be pulled down.
- Funds should be released to facilitate the construction of speed humps on certain roads in Agona Swedru.
- Security should be provided at the Amponsah CHPS facility.
- Road networks in the farming communities should be graded and tarred in order to improve urban-rural linkages.

### **3.3 CONCLUSION**

In conclusion, as at the end of 31<sup>st</sup> December, 2020, projects and programmes comprising 28.74% completed and 52.1 % ongoing had seen some investment from the Assembly while 0% were stalled and 19.16% yet to be implemented. It is therefore inferred that in the year 2020, the Assembly spent resources on 80.84% of projects and programmes earmarked for implementation.

## ANNEX

**REGION:** CENTRAL  
**MA:** AGONA WEST MUNICIPAL ASSEMBLY  
**CSG:** 2020  
**REPORTING PERIOD** 2020/ANNUAL  
**DATE:** 12<sup>th</sup>, JANUARY, 2020

### PROGRESS REPORT ON THE GHANA SECONDARY CITIES SUPPORT PROGRAMME – CAPACITY SUPPORT GRANT

No	Project Description/Title	Output	Sector/Benchmark Area/Functional Area	Budget Allocation	Method of Procurement	Date of Invitation(CV, ITQ,RFP)	Date Assignment Started	Expected Completion Date	Contract Sum	Name of Consultant/Supplier	Expenditure for the Reporting Period	Expenditure to Date	Project Implementation Status	Number of Direct Beneficiaries	
														Males	Females
1	Review one existing local plan at Atakwa	One local plan at Atakwa reviewed	Urban Planning services	35,000.00	In-house training	02/11/2020	02/11/2020	30/12/2020	35,000.00	N/A	35,000.00	35,000.00	Completed	9,380 (estimate)	10,620 (estimate)
2	Organize sensitization program climate change for 17 institution within the Agona West	Improve technical institutions to develop shared methodologies and to create a	Urban resilience and climate change	35,000.00	In house training	26/10/2020	26/10/2020	30/10/2020	35,000.00	N/A	35,000.00	35,000.00	Completed	250(estimate)	350(estimate)

	Municipality	shared mechanism of knowledge management													
3	Prepare strategic local economic development plan (business support action plan for 2020-2023)	Will be able to analyze critically the various jobs identified to aid in business development and economic growth in Agona Swedru	Urban economic development and competitiveness	45,000.00	In house training	28/12/2021	28/12/2021	28/02/2021	45,000.00	N/A	32,000	32,000	On-going	9,380(estimate)	20(10,6estimate)
4	Organize two trainings on revenue organisation skills and bookkeeping	10% increase in revenue generation	Sustainable urban systems - revenue	35,000.00	Individual Consultant	October	1-2/12/2020	1-2/12/2020	35,000	N/A	35,000.00	35,000.00	Completed	2121	2929

5	Purchase of ICT equipment for street naming and LED database development	Improve work efficiency in various departments	Street Naming	40,000.00	Individual consultant	October	November	November	40,000.00	N/A	40,000.00	40,000.00	Completed	5 (estimate)	3 (estimate)
6	Organize two meetings with property owners on property rate collection and its benefits to the municipality	Meetings with property owners on property rate collection and its benefits to the municipality achieved	Sustainable urban systems - revenue	25,000.00	In-house training	09/09/2020	09/09/2020 09/09/2020	10/09/2020 10/09/2020	25,000.00	In-house training	25,000.00	25,000.00	Completed	59 32	41 68

7	Undertake data collection on all business, ratable properties and solid waste generation in the municipality	Data collection on business and solid waste management improved	Sustainable urban Systems - maintenance	45,000.00	In-house training	25/08/2020	25/08/2020	30/10/2020	45,000.00	In-house Training	45,000.00	45,000.00	Completed	74,584(estimate)	84,279(estimate)
8	Organize two meetings on disaster risk preparedness by the end of December 2020	Disaster risk preparedness reduction achieved	Urban resilience and disaster risk management	20,600.00	In-house Training	October	October	October	20,600.00	In-house Training	20,600.00	20,600.00	Completed	65(estimate)	95(estimate)

## QUARTERLY UDG PROGRESS REPORT

**REGION:** CENTRAL  
**MA:** AGONA WEST MUNICIPAL  
**UDG:** ONE (1) 2020  
**REPORTING PERIOD:** 2020 ANNUAL  
**DATE:** 12<sup>TH</sup> JANUARY 2020

**TABLE: STATUS OF PROJECT IMPLEMENTATION**

SN	Project Description /Title by Lots	Output	Sector	Project Location	Contractor	Date start	Expected date of Completion	Actual Date of Completion	Contract Sum	Revised Contract Sum	Expenditure for the reporting Period	Expenditure to date	Implementation status	No. of Beneficiaries		No. of Direct Labour Employed	
														M	F	M	F
1.	Construction of 2500m (2.50km) surface dressing Mahodwe area roads in Agona West Municipality	Urban roads and accessibility improved	Road Infrastructure	Agona Swedru	M/S JACMENA NT LIMITED  M/S KASMO COMPANY LIMITED  M/S BEA-NEWT COMPANY LIMITED	6/06/2020	6/06/2021	-	7,444,241.69	-	2,636,302.19	2,636,302.19	On-going	16,000	14,000	12	48

	<b>LOTS 1 –</b> Bitumen surfacing on Esukontsen street (0.70 km) and pavement of Agona Swedru Town Hall fore Court in Agona Swedru.	Urban roads and accessibility improved	Road Infrastructure	Agona Swedru	M/S JACMENA NT LIMITED	6/06/2020	6/06/2021	-	2,399,473.25	-	539,425.98	539,425.98	On-going	16,000	14,000	3	14
	<b>LOTS 2-</b> Bitumen Surfacing of Otabilikrom link (402m) and Egya Ebusua Street in Agona West Municipality .	Urban roads and accessibility improved	Road Infrastructure	Agona Swedru	M/S KASMO COMPANY LIMITED	6/06/2020	6/06/2021	-	2,430,480.83	-	926,648.91	926,648.91	On-going	16,000	14,000	4	16
	<b>LOTS 3 --</b> Bitumen Surfacing on 0.7km selected roads, Paving of Agona Swedru Taxi Station and Channel improvement in Agona Swedru.	Urban roads and accessibility improved	Road Infrastructure	Agona Swedru	M/S BEA-NEWT COMPANY LIMITED	6/06/2020	6/06/2021	-	2,614,287.61	-	1,170,227.30	1,170,227.30	On-going	16,000	14,000	5	18
2.	Conduct monitoring on the project	Project monitored to achieve its slated	Road Infrastructure	Agona Swedru	AWMA	-	-	-	80,000.00	-	24,000.00	24,000.00	On-going	9,380 (estimate)	10,620 (estimate)	-	-

		objective															
3.	Consultancy services for Environmental and Social Safeguard	Consult to address issues related to social and environmental safeguard	Road Infrastructure	Agona Swedru	Prof Seidu Al-hassan Consult	11/11/2019	18/11/2019		48,100.00		48,100.00	48,100.00	Completed	16,000	14,000	2	6