

ASIKUMA-ODOBEN-BRAKWA DISTRICT ASSEMBLY



DRAFT OF 2026-2029 MEDIUM TERM DEVELOPMENT PLAN

UNDER THE

**THE MEDIUM-TERM NATIONAL DEVELOPMENT POLICY FRAMEWORK 2026-
2029**

**RESETTING GHANA AGENDA: CREATING JOBS, ENSURING ACCOUNTABILITY
AND PROMOTING SHARE PROSPERITY**

PREPARED BY DISTRICT PLANNING COORDINATING UNIT

2025

Forward

The Asikuma Odoben Brakwa District Assembly's 2026-2029 Medium Term Development Plan aims to improve the lives of the people through strategic initiatives and programmes and projects based on past achievements and current priorities

The Asikuma Odoben Brakwa District Assembly is in the Central Region with its capital Breaman Asikuma. The district has a growing population with diverse economies with agriculture, education and health care being the sectors. The Assembly's past achievement has been invested in various development projects including Construction of Classroom blocks, Provision of Furniture for schools, Completion of Health facilities and upgrading of health facilities. Reshaping of roads as well as support to Persons with Disabilities and the vulnerable population.

Challenges

Despite this progress, the district faced certain challenges in the implementation of 2022-2025 Medium Term plan. These were

Revenue mobilization: low Internally Generated Fund and reliance on external funding sources

Infrastructure: unable to improve most of deplorable roads linking communities to the district capital, inadequate supply of water to the communities as well as management of sanitation

Healthcare: limited access to quality health care service in certain parts of the district

Development Goals: the 2026-2029 DMTDP aims to.

Enhance roads networks, water and sanitation, support agriculture, entrepreneurship and local economic development. Improve access to quality education, healthcare and social welfare services which will encourage community participation in decision making processes.

Funding: the plan will be funded through District Assembly's Common Fund (DACF), which is a very significant source for some development projects and programmes. District Assembly's Common Fund- Responsive Factor Grant (DACF-RFG) to support project and initiatives of the district. Internally Generated Fund (IGF) to support activities and programmes. Donor, NGOs FBOs Philanthropists, Individuals and Partnership etc to play a crucial role in the implementation of the plan.

Implementation strategy:

The Assembly will continue to engage stakeholders, government agencies and development partners,

Prioritisation of projects which will focus on projects and programs that will address the critical needs of the people and promote sustainable development

Monitory and Evaluation which will be to track progress and evaluate the effectiveness of development initiatives to produce value for money.

The Asikuma Odoben Brakwa District Assembly expresses its gratitude to the entire members of the District Planning and Coordinating Unit, all Assembly Members, all Area Council members, Traditional Authorities as well as our Development Partners for the effort they put in the preparation of the Plan. Again, sincerely gratitude goes to the Plan Preparation Team led by Mr. Enoch Kwao and all Heads of Departments as well as staff for the role played in coming out with this Plan. To all those who contributed in diverse ways for the successful preparation of the Plan, we say thank you.

SIGNED

HON. OLIVIA BENTIL
DISTRICT CHIEF EXECUTIVE

TABLE OF CONTENT CONTENTS

CONTENT	PAGE
CHAPTER ONE	11
1.0 Introduction	11
1.1 Vision Statement	11
1.1.2 Mission Statement	11
1.1.3 Function of Asikuma Odoben Brakwa District Assembly	11
1.1.4 Mandate	12
1.1.5 Core Values	12
1.1.6 Structure of the various chapters of plan	14
2.0 CHAPTER TWO	15
2.1 Introduction	15
2.2 Detail on the MTDP 2025-2025	20
2.3. Existing condition of the district	24
2.4 Flood Map of Asikuma Odoben Brakwa District	26
2.5 Population concentration and Heat Map of Asikuma Odoben Brakwa District	27
2.6 Demographic Characteristics	30
2.6.1 Population size and growth rate	30
2.6.2 population density	30
2.6.3 Housing Characteristic	30
2.6.4 Waste disposal	31
2.6.5 Religion	31
2.6.6 Age Sex Composition	31
2.6.7 Occupation Distribution	31
2.6.8 Population settlement	31
2.6.9 Dependency ratio	32
2.6.10 Physical characteristic	33
2.6.11 Topography and drainage	33
2.6.12 Water resource	33
2.6.13 Soil and soil types of the district	33
2.6.14 Plant and Animal Life	33
2.7.1 Economy	33
2.7.2 Internally Generated Fund	34
2.7.3 Local Economy Development	34
2.7.4 Agriculture	34
2.7.5 Employment status of the district	34
2.8.1 Social	34
2.8.2 Education	34
2.8.3 Health facilities	35
2.8.4 Social and child protection	35
2.8.5 Food and nutrition	36
2.8.6 Water and Sanitation	36
2.8.7 Gender	36
2.8.8 Migration	36
2.8.9 Family life	37
2.8.10 Youth	37
2.9.1 Environment	37
2.9.2 Human settlement	37
2.9.3 Climate and vegetation	37

2.9.4 Transportation Road network	38
2.9.5 Communication and energy	39
2.9.6 Energy	39
2.9.7 Asset maintenance	39
2.10.1 Governance	40
2.10.2 Peace and security	40
2.10.3 Community Action Plan	40
2.10.4 Community Action Plan Needs and Aspiration	45
2.10.5 Popular Participation	45
2.10.6 Interaction with Traditional Authorities	45
2.10.7 Corruption	45
2.10.8 Social accountability	45
2.10.9 Implementation	45
2.10.10 Coordination	45
2.10.11 Monitoring and Evaluation	46
2.11.1 Emergency preparedness and response	46
2.11.2 Disaster incidence (geological)	46
2.11.3 Disaster risk management	46
2.11.4 Disaster preparedness response	46
2.11.5 Identification of needs and issues	46
2.12.1 Medium Term Needs Assessment and Future Development Projection	58
2.12.2 Development Projection for 2026-2029	58
2.12.3 Financial Projections	58
2.12.4 Population Projection	59
2.12.5 Yearly population projection	59
2.12.6 Age Sex Structure	60
2.12.7 Housing projection	61
2.12.8 Health needs projection	61
2.12.9 Agriculture Production projection	62
2.12.10 Sanitation service projection	63
2.12.11 Education projection	64
3.0 CHAPTER THREE: Prioritization of key development issues	66
3.1 Introduction	66
3.2 Prioritized Development Issues	66
4.0. CHAPTER FOUR: Development Goals, Objective and Strategies	68
4.1. Introduction	68
4.2. Future Spatial Development Plan	76
5.0. CHAPTER FIVE: Composite Development Programmes	78
5.1. Introduction	84
5.2. Financing the Financial Gap	84
5.3. Cost Assumption	84
5.3. Strategic Environmental Assessments (SEA)	84
5.3.1: The Sustainability Test	85
6.0. CHAPTER SIX: Annual Action Plan	94
6.1. Introduction	94
6.2. Implementation Plan	94

7.0. CHAPTER SEVEN: Monitoring and Evaluation Arrangement For 2026-2029	170
7.1. Introduction	170
7.2 Stakeholders Analysis	170
7.3. Monitoring And Evaluation Arrangement	176
7.4. Evaluation Arrangement	176
7.5. Participatory Monitoring and Evaluation	170
7.6. Knowledge Management and Learning	176
7.7. Competency Matrix for Learning	176
8.0. CHAPTER EIGHT: Communication Strategy	180
8.1. Introduction	180
8.2. Target Audience	180
8.3. Communication Channels	180
8.4. Key Messages	180
8.5. Implementation Plan	180
8.6. Conclusion	183
Annexes	184

LIST OF TABLES

TABLES	PAGES
Table 2.1 Performance Review of 2026-2029	16
Table 2.2 Details on the MTDP 2022-2025 Plan Implementation	21
Table 2.3 Financial Performance For 2022-2025	21
Table 2.4 Number of School in the District	34
Table 2.5 School Enrolment for 2023-2024	31
Table 2.6 Number of Train and Untrained Teachers	35
Table 2.7 Nurses and Doctor Ratio	35
Table 2.8 Water Coverage from 2022-2024	36
Table 2.9 Community Action Plan	41
Table 2.10 Summary of Development Issues	47
Table 2.11 SWOT Analysis	50
Table 2.12 Revenue Projections	58
Table 2.13 Population Projections	59
Table 2.14 Population Projections for selected Settlement	60
Table 2.15 Projected Group Age for 2026-2029	60
Table 2.16 Housing Requirement Projections	62
Table 2.17 Health Projections	62
Table 2.18 Projections for Food and Livestock	63
Table 2.19 Projections for Refuse Containers	63
Table 2.20 Projected Water Points	64
Table 2.21 Education Projections for Pre-Schools	65
Table 2.22 Education Projections for Primary	65
Table 2.23 Education Projections for JHS	65
Table 3.1 Harmonization of Development Needs	66
Table 3.2 Scoring and Ranking of Prioritized Development Issues	67
Table 4.1 Development Goals, Objectives, Strategies and Programme	69

Table 4.2 Goals Compactivity analysis	74
Table 5.1 Programme of Action (PoA)	79
Table 5.2 Programme Financing from 2026-2029	81
Table 5.3: Sustainability Test for Local Economic Development Programmes	86
Table 5.4: Sustainability Test: Educational Infrastructure and services delivery	87
Table 5.5: Sustainability Test: Health care service delivery Programme	89
Table 5.6: Sustainability Test: Water, Sanitation and Hygiene Programme (WASH)	90
Table 5.7: Sustainability Test: District Road Improvement Programme	92
Table 6.1 Annual Action Plan for 2026	95
Table 6.2 Annual Action Plan for 2027	114
Table 6.3 Annual Action Plan for 2028	134
Table 6.4 Annual Action Plan for 2029	152
Table 7.1 Stakeholders	170
Table 7.2 Monitoring and Evaluation	172
Table 7.3 Monitoring and evaluation of the work plan and budget for 2026-2029	177
Table:7.4: Monitoring and evaluation work plan and budget for 2026-2029	178
Table 7.5 Knowledge Mapping Matrix	179
Table 7.6 Competency Matrix for Learning	179
Table 8.1 Communication Strategy	181
Table 8.2: Communication Strategy outcome (DMTDP 20262029)	183
Table 8.3 Members of the Plan Preparation Team	183

LIST OF FIGURES

FIGURES	PAGES
Figure 1.1: Organogram of Asikuma Odoben Brakwa	13
Figure 1.2. District Map	14
Figure 2.1 Agric Drought	24
Figure 2.2. Deforestation Map	25
Figure 2.3 Land Surface Temperature Map	27
Figure 2.4 Flood Map	28
Figure 2.5 Population Concentration Map	29
Figure 2.6 Land Use and Land Cover	32
Figure 2.7 Hierarchy of Population and Settlement	39
Figure 2.8. Road Transportation Network	35
Figure 4.1. Structure Development Framework	76
Figure 4.2. Local Plan	76

LIST OF ACRONYMS

AOBDA:	Asikuma-Odoben-Brakwa District Assembly
ADF:	Agricultural Development Fund
AEA:	Agric Extension Agent
AIDS:	Acquired Immune Deficiency Syndrome
BAC:	Business Advisory Centre
BECE:	Basic Education Certificate Examination
CA:	Central Administration
CHPS:	Community-Based Health Planning and Services
CNC:	Centre for National Culture

CSOs:	Civil Society Organizations
CWSA:	Community Water and Sanitation Agency
DA:	District Assembly
DACF:	District Assemblies Common Fund
DESSAP:	District Environmental Sanitation Strategy and Action Plan
DMTDP:	District Medium Term Development Plan
DoA:	Department of Agriculture
DPCU:	Development Plan Coordinating Unit
EHSD:	Environmental Health Sanitation Department
FBO:	Farmer Based Organization
GDO:	Gender Desk Officer
GES:	Ghana Education Service
GHS:	Ghana Health Service
GOG:	Government of Ghana
YEA:	Youth Employment Authority
ICT:	Information and Communication Technology
IGF:	Internally Generated Fund
JHS:	Junior High School
KG:	Kindergarten
LEAP:	Livelihood Empowerment Against Poverty
LED:	Local Economic Development
DCD:	District Coordinating Director
DCE:	District Chief Executive
MLGDRD:	Ministry of Local Government, Decentralization and Rural Development
MoFA:	Ministry of Food and Agriculture
M&E:	Monitoring and Evaluation
MP:	Member of Parliament
MSE:	Medium-Scale Enterprise
NADMO:	Natural Disaster Management Organization
NDPC:	National Development Planning Commission
NGO:	Non-Governmental Organization
NHIA:	National Health Insurance Authority
NHIS:	National Health Insurance Scheme
NMTDPF:	National Medium-Term Development Policy Framework
PWDs:	Persons with Disabilities
RCC:	Regional Coordinating Council
SDGs:	Sustainable Development Goals
SHS:	Senior High School
TAs:	Traditional Authorities
PPD:	Physical Planning Department

EXECUTIVE SUMMARY

Section 1, 10 and 11 of the National Development Planning (System) Act 1994 (Act 480) and Section 83

(1a & 1b) of the Local Governance Act (Act 936), empowers the District Assembly to prepare Medium Term Development Plans in a participatory manner involving all stakeholders in consultation with the National Development Planning Commission (NDPC). This is in accordance with the Civil Service Law, 1993 (PNDC). Under these enactments, the Asikuma-Odoben-Brakwa District Assembly (AOBDA) was mandated to conduct a thorough performance review of the implementation of the **Agenda for Jobs**

“Creating Equal Opportunity For All” (2022-2025) and carefully examine its mission, vision, objectives and other pertinent variables that had impartation on the operations of the Assembly to serve as the basis for the preparation of a four year planning period of District Medium Term Development Plan (DMTDP) (2026-2029) dubbed **Resetting Ghana Agenda “Creating Job, Ensuring Accountability and Promoting**

Shared Prosperity’

The Asikuma Odoben Brakwa 2026-2029 District Medium Term Development Plan was prepared in line with the National Development Agenda, specifically the Medium-Term National Development Policy Framework (MTNDPF), The plan focus areas and objectives are designed to contribute to the achievement of national development goals which includes.

1. **Economic development:** the plan focuses on economic development, entrepreneurship and job creation align with national goal of promoting economic growth and reducing poverty.
2. **Infrastructure development:** the plan made emphasis on infrastructure development, including transportation networks, energy and water and sanitation which also support national goal of improving infrastructure and economic development.
3. **Social development:** the plan focuses on improving access to quality education, healthcare and social protection services align with national goal of promoting human development and well-being.
4. **Governance and Accountability:** also, emphasis on strengthening institutional capacity, promoting transparency and accountability, ensuring citizen participation in decision making process which also support national goal of promoting good governance and accountability.

The plan also contributes to the achievement of several SDG including SDG 1: No poverty, SDG 3: Good health and well-being, SDG 4: Quality Education, SDG 8: Decent work and economic growth and SDG 9:

Industry, innovation and infrastructure.

The plan preparation process which was undertaken includes.

- Performance review of previous MTDP (2022-2025); A thorough review of the previous plans achievement and challenges was conducted to identify lessons learned and areas of improvement.
- Data Collection: Relevant data was collected from various sources including Statistical reports, research studies and sectoral plans to inform the development of the new plan
- Community Consultation: extensive community consultation was held to engage stakeholders, including citizens, traditional leaders, Hon. Assembly Members, CSOs etc to identify their needs, concerns and priorities.
- SWOT Analyss was also conducted to identify the districts Strengthen, Weakness, Opportunities and Threats which informed the development of strategies and interventions and
- Prioritizations Process: participation exercise was undertaken to identify the most critical areas of focus, considering the district resource, capacity and potential impact.

The 2026-2029 DMTDP emphasizes mostly the need for the Assembly to generate substantial amounts of her own Internally Generated Funds (IGF) together with the District Assembly Common Fund (DACF) as a supplementary fund which is in commensuration with the existing policy coupled with inflows from external Donor and Partners for Financial Decentralization.

The Total Cost of the Development Plan is estimated at **GHC167,783,843.99** for which **GoG** stands at **GHC 1,546,870.00** showing **0.92%**, **IGF** estimate at the cost of **GHC 6,903,120.00** showing as **4.1%**, **DACF** also stands at the cost of **GHC145,776,453.79** showing **86.9%** and **DACF-RFG** at the cost of **GHC7,712,400.00** representing **4.7%** and **DPs** also at the cost of **GHC33,872,864.63** representing **3.4%**.

The strategy in generating the stated amount will also be involving proposal writing, soliciting external support, funding from Donor partners, and social corporate responsibilities from entities operating in the district and beyond.

In this regard, Monitoring and Evaluation issues which often than not are ignored in most cases would be given the needed attention that it deserves to ensure that targets set are met. By so doing the confidence placed in the Assembly by the public through the popular participatory processes adopted for this plan would be further enhanced and sustained to facilitate developmental efforts that will be carried out by the Asikuma-Odoben-Brakwa District Assembly.

CHAPTER ONE

1.0 Introduction

The Asikuma Odoben Brakwa District Assembly (A0BDA) is one of the 261 Metropolitan, Municipal and District Assemblies (MMDAs) in Ghana and forms part of the 22 of the MMDAs in the Central Region.

The District Assembly was carried out of the Ajumako-Enyan District as a District Council in 1978. It was also established as a District Assembly to be known as Asikuma Odoben Brakwa District Assembly on 22nd November 1988 by Legislative Instrument (LI) 1378 with its administrative capital as Breman Asikuma. It has jurisdiction over thirty-two (32) electoral areas listed in the instrument as expanded by the electoral commission. The district is in the north – central portion of the Central Region of Ghana. It covers an area of 884.84 square kilometres. It is located between latitude 50 50” and 50 52” North and longitude and 10

5” West. The district is bordered on the north by Achiase District in the Eastern Region, on the south by Ajumako-Enyan-Essiam District, on the west by Assin South District and Assin Central Municipal and on in the east by Agona West District. The current population of the district as at 2025 projection put the district at 139,075.

1.1 Vision Statement

The vision of the Asikuma-Odoben-Brakwa District Assembly is to be a leading district to improve the quality of life for all the people in the district

1.1.2 Mission Statement

The Asikuma-Odoben-Brakwa District Assembly exists to improve the quality of life of the people in the district through wealth creation, sustainable development programmes, and good governance.

1.1.3 Functions of Asikuma-Odoben-Brakwa District Assembly

The Asikuma-Odoben-Brakwa District Assembly has deliberative, legislative and executive functions, and it is the highest Local Authority within its area of jurisdiction in consonance with Section 12 of Act 936. The other subsidiary functions are stated in the Local Government Act, Act 936 of 2016 and the Asikuma-Odoben-Brakwa District Establishment Instrument (1378) of 1988).

Functions:

Section 12 (30) of Act 936 lists the functions of the District Assembly as follows: -

- a) Responsible for the overall development of the district and shall ensure preparation and submission through the Regional Coordinating Council for approval of the development plan to the NDPC and budget to Minister of Finance for the District.

- b) Formulate and execute plans, programmes, and strategies for the effective mobilization of the resources necessary for overall development of the district:
- c) Promote and support productive activity and social development in the district and initiate development.
- d) Initiate programmes for the development of basic infrastructure and provide principal works and services in the district.
- e) Responsible for the development, improvement and management of human settlements and the environment in the district.
- f) In co-operative with appropriate national and local security agencies, be responsible for the maintenance of security and public safety in the district.
- g) Ensure ready access to the courts and public tribunals by the citizens in the district for the promotion of peace and justice.
- h) Initiate, sponsor or carry out studies necessary for the discharge of any of the functions conferred by the Act or another enactment; and

1.1.4 The Mandate

- ✚ Responsible for governing the district, ensuring the overall development of the district and the wellbeing of the residents.
- ✚ The assembly exists to render certain key services to the people.
- ✚ Promote socio-economic development to the people

1.1.5 Our Core Values

The following are the values set for the management and staff of the district assembly:

- ✚ We strive to set an example for efficient, hardworking and transparent administration
- ✚ We cherish teamwork, diversity of opinions, abilities, and skills in our business operations.
- ✚ Our staff are impartial, anonymous and neutral to all political divides
- ✚ We do not discriminate against anyone on any grounds as we deliver impartial services.

Figure 1.1 ORGANOGRAM OF ASIKUMA ODOBEN BRAKWA DISTRICT ASSEMBLY

Works Department Operational Manual

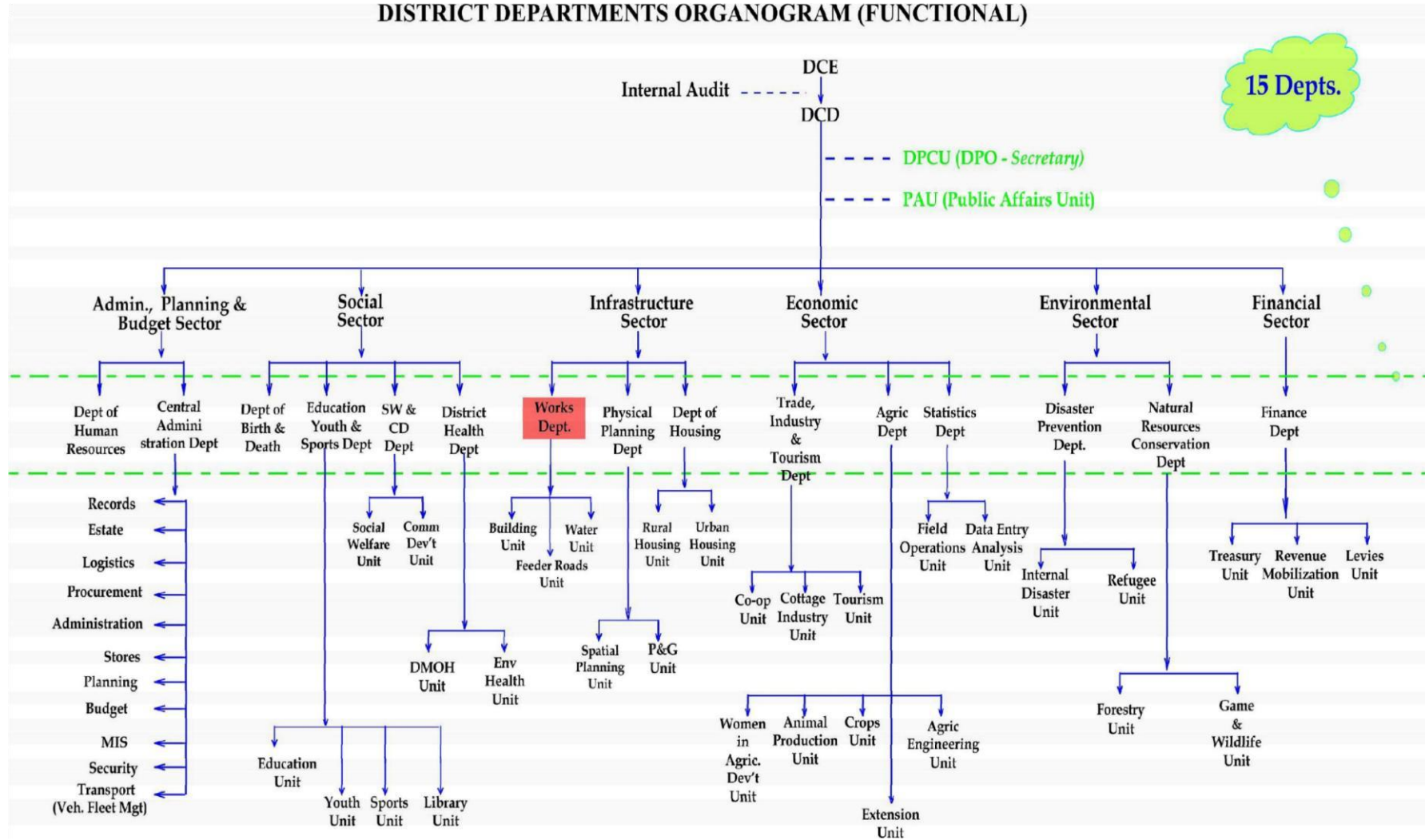
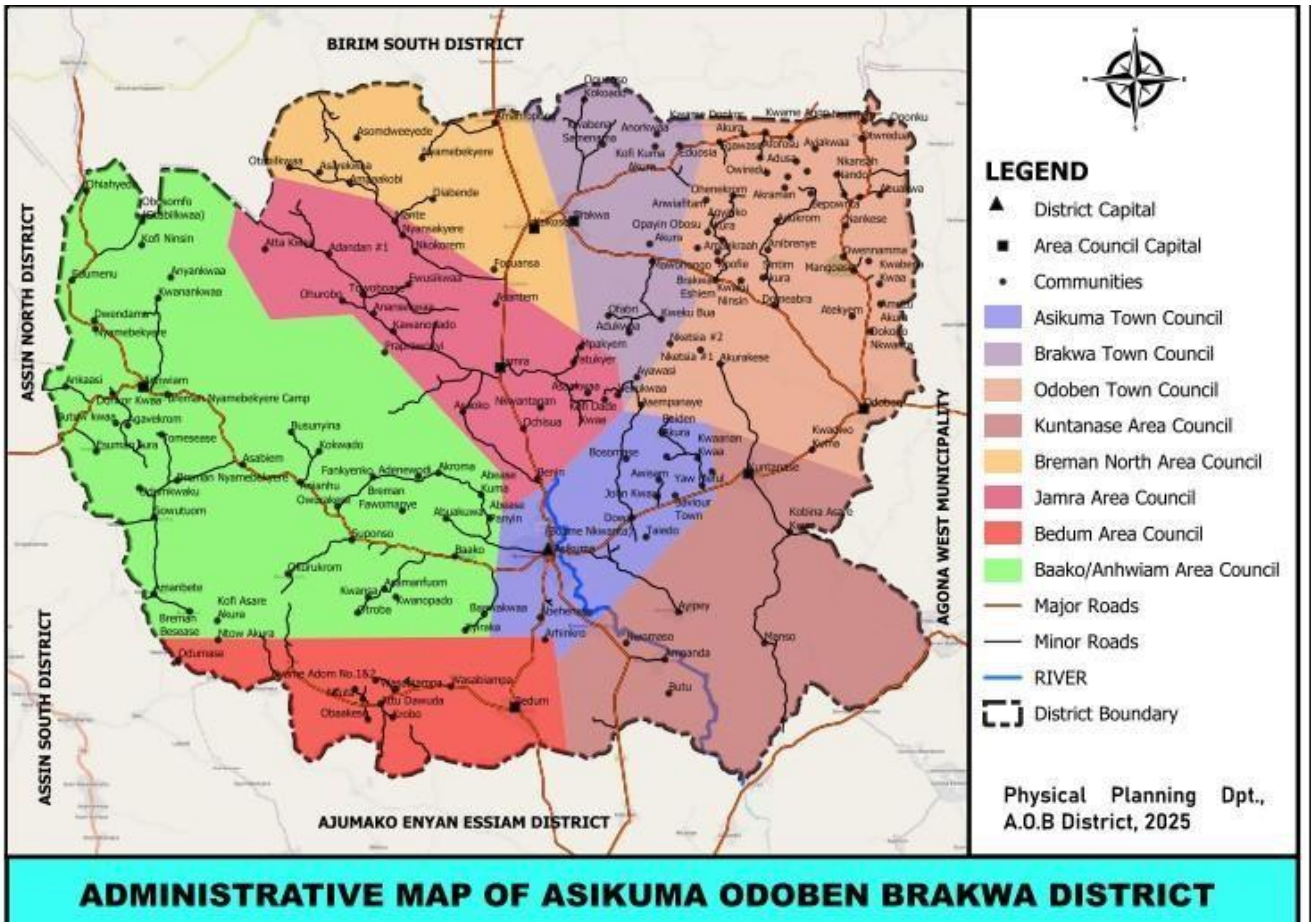


Figure 1.2 District Map of Asikuma-Odoben-Brakwa



1.1.6: Structure of the Various Chapters of the Plan

The Plan is divided into eight chapters; the first chapter, which is introductory, takes into consideration the brief background of the district, the vision, mission, functions, core values and the organogram of the Assembly system. Chapter two look at the review of the previous MTDP (2022-2025) performance including financial review, the current situation of the district as well as the current issues and needs then, chapter three will also priorities the needs identified and make inform projections into future demands for the four-year period. The fourth chapter will consider goals, objectives and strategies in aligning with the National Medium Term Development Policy Framework (NMTDPF). Chapter five will take the commanding lead of all the activities (Projects & Programmes) set for implementation for the four (4) years plan period. Chapter Sixth, the Annual Action Plan details the activities on yearly basis. The seventh chapter gives indicators on how the activities in the plan will be monitored and evaluated to be able to measure progress and the impact. The final chapter will look at effective communication strategies of the plan to the public and stakeholders.

2.0 CHAPTER TWO: SITUATIONAL ANALYSIS

2.1 Introduction

The chapter describes the performance of the District Assembly under the Agenda for Job phase

2: Creating Prosperity and Equal Opportunity for All (2022-2025). The performance of the assembly was reviewed under the appropriate thematic areas in relation to key development dimensional areas. The review also took into consideration cross-cutting issues such as inadequate water supply, Gender and the Environmental issue. The Income and Expenditure statements of the assembly were equally reviewed for the plan period (2022-2025).

The review of the profile and the performance is to enable the assembly identify challenges during the period, that may have implications in the 2026-2029 plan period. Lessons learnt were also documented. The chapter ends with the identification of key development issues that need to be addressed among others in 2026-2029.

The review of the MTDP brought to the fore the achievements, and the myriads of developmental problems and constraints that militated against the full realization of the District's Goal. In line with the Dimensional Areas, the outcome of the review has been presented as follows.

Within the functions of the District Assembly, programmes, projects and activities in the previous plan, five (5) Dimensions of the 2022-2025 Medium-Term National Development Policy Framework (MTNDPF) have been carefully selected, such as, i. Economic Development ii. Social Development iii. Environment, Infrastructure and Human Settlement
Iv. Governance, Corruption and Public Accountability
V. Emergency Planning

Table: 2.1 Performance review of 2022-2025 District Medium Term Development Plan

Development Dimension	Indicator	Baseline (2021)	2022-2024 Medium Term Target	Development outcome		
Economic Development	Change in stable food production	Metric Tones	Metric Tones	2024	DATA	
	Maize	18,828	62,431	2024	4,520	
	Rice	804	4,044	2024	3,678	
	Cassava	135,077	486,472	2024	5,654	
	Yam	349	6,325.2	2024	1,237	
	Plantain	7,674	111,100	2024	2,765	
	Cocoyam	6,214	22,399	2024	654	
	Change in stable Livestock Production					
	Cattle	437	1564	2024	265	
	Sheep	14,980	44,522	2024	1,543	
	Goat	42,820	138,420	2024	3,453	
	Poultry	48,880	132,950	2024	4,325	
	Pig	4,040	10,161	2024	7,650	
	Percentage of arable land under cultivation	57.18%	58.9%	2024	54.53%	
	Number of new industries established					
	Agriculture	27	42	2024	21	
	Industry	32	47	2024	12	
	Service	72	41	2024	19	
	Number of new jobs created					
	Agriculture	500	670	2024	500	

	Industry	35	30	2024	19
	Service	82	126	2024	113
	Percentage change in IGF	7.1%	7.5%	2024	5.3%
Social Development	Net enrolment ratio				
	Kindergarten	65.5%	73.87%	2024	88.56%
	Primary	75.6%	88.0%	2024	85.43%
	JHS	42.1%	58%	2024	91.4%
	Gender Parity Index				
	Kindergarten	1.1	1.02	2024	1.3
	Primary	1.1	0.97	2024	0.65
	JHS	1.1	0.97	2924	0.94
	Completion rate				
	Kindergarten	84.4%	94.7%	2024	92.3%
	Primary	105.4%	113.6%	2024	103.4%
	JHS	95.9%	106.3%	2024	97.43%
	SHS		56.8%		
	Pass rate				
	JHS	74.1%	82.8%	2024	85.3%
	SHS	36.6%	33.1%	2024	56.4%
	Proportion of health facilities that are functional				
	CHPS Compound	30	30	2024	30
Clinic	1	1	2024	1	
Health Centre	3	3	2024	3	

Polyclinic	2	2	2024	2
Hospital	1	1	2024	1
Prevalence of malnutrition (institutional)				
Stunting	0.5	0.03	2024	0.03
Overweight	0.5	0.03	2024	0.03

Maternal mortality ratio (Institutional)	125/100,000	115/100,000	2024	115/100,000
Malaria case fatality (Institutional)				
District total	0	0	2024	0
Under five years	0	0	2024	0
Women between 15-49	0	0	2024	0
Proportion of population who have tested positive for covid-19	0	0	2024	0
Proportion of population with valid NHIS card				
Indigents	21.93%	12.53%	2024	25.1%
Informal	3.35%	2.3%	2024	3.8%
Aged	29.33%	19.48%	2024	31.4%
Under 18years	2.89%	1.7%	2024	3.0%
Pregnant Women	14.88%	5.6%	2024	4.53%
Number of births and deaths registered				
Birth	809	5,580	2024	400
Death	36	256	2024	150
Percent of population with sustainable access to safe drinking water sources				
District	78%	29%	2024	85%

Urban	56%	21%	2024	60%
Rural	22%	8%	2024	25%
Proportion of population with access to improved sanitation services				
District	23%	14.58%	2024	40%
Urban	15%	16.91	2024	50%
Rural	7%	6.9%	2024	30%
Recorded cases of child abuse	0	0	2024	0

Number of PWDs benefited from PWDs Fund	32	45	2024	0
Total number of recorded Child Trafficking and abuse	0	0	2024	0

Environmental, Infrastructure and Human Settlements	Percentage of Roads Network in good condition			
	Total	64%	54.6%	2024 65%
	Urban	20%	20%	2024 20%
	Feeder	34%	31.3%	2024 35%
	Percentage of communities covered by electricity			
	District	74%	55%	2024 0%
	Rural	52%	51.6%	2024 0%
Urban	22%	55%	2024 0%	

Governance, Corruption and Public Accountability	Reported cases of Crime			
	Rape	3	0	2024 0
	Armed robbery	2	0	2024 0
	Defilement	0	0	2024 0
	Murder	0	0	2024 0

	Drug trafficking	1	3	2024	0
	Peddling	0	1	2024	0
	Drug abuse	3	4	2024	0
	Domestic violence	12	0	2024	0
	Percentage of annual action plan implemented	100%	97.8%	2024	47%
Emergency	Number of communities affected by disaster				
	Bushfire	8	0	2024	0
	Floods	4	4	2024	1
	Wind/Rainstorm	17	5	2024	0

2.2 Details on the DMTDP 2022-2025 Plan Implementation

The Asikuma Odoben Brakwa District Assembly Medium Term Development Plan (MTDP) 2022-2025 entailed the planned and executed activities under the various development dimensions under the Agenda for Job program such as Economic Development, Social Development, Environmental, Infrastructural, and Human Development and Governance, Corruption and Public Accountability and Emergency Planning & response.

The district planned to implement 454 activities (projects and programmes), out of the planned activities 353 were implemented as 2024, which represents 83.28% of overall MTDP planned period. This implies that the district had achieved its goal of Create opportunities for all citizenry and objectives to enhance inclusive and equitable access.

Table:2.2 Details on the MTDP-2022-2025 Plan Implementation

S/N	Development Dimension	2022-2024		%
		Plan	Exec	
1	Economic Development	63	59	94%
2	Social Development	159	140	89%
3	Environmental, Infrastructural and Human Development	133	91	68.4%
4	Governance, Corruption and Public Accountability	95	62	65%
5	Emergency Planning & Response	15	15	100%
6	Overall MTDP implementation (2022-2025)	454	353	83.28%

Source: AOB DPCU- 2024.

Table: 2.3 Financial Performance for 2022-2025

Source of Funding	Total Estimated Cost of Plan (A) GHS	Total Amount Received (B) GHS	Variance (C=A-B) GHS
GOG			
Compensation Of Employees	20,484,543.80	20,583,290.99	-98,747.19
Goods & Services (Decentralized Dept's)	370,291.00	72,311.06	297,979.94
DACF			
Assembly's Common Fund	29,385,218.33	6,781,956.06	22,603,262.27

MPs Common Fund	2,165,746.38	1,744,352.13	421,394.25
PWDs Common Fund	1,259,447.83	904,697.88	354,749.95
DACF-RFG			
Investment	6,889,468.81	2,687,672.80	4,201,796.01
Capacity Grant	213,076.36	98,203.81	114,872.55
IGF	2,626,460.00	2,462,457.55	164,002.45
DPs			
DWSA	-	90,728.19	- 90,728.19
MAG	88,309.33	77,602.29	10,707.04
UNICEF	60,000.00	30,000.00	30,000.00
Safety Net Project II	402,928.23	42,010.00	360,918.23
TOTAL	63,945,490.07	35,575,282.76	28,370,207.31

Source: AOBDA Finance Unit

The Asikuma District Assembly revenue performance from various sources as shown in the above table for the plan period has not been encouraged. The district has witnessed very low revenue flows into the district, especially the District Assembly Common Fund and the PWD's CF. The reduction over the years has affected the assembly's ability to complete certain key projects as well as the assistance rendered to persons with disability.

The inconsistencies in release of DACF to the district have also affected the implementation of certain activities which were aligned with this source of revenue. For instance, seven (7) of DACF school project could not complete to fulfil the SDG goal 4 of improving education infrastructure and access to education. To that effect.

Management should not rely on their effort but continue to adopt certain improved strategies such as.

- Automate revenue collection system to reduce manual errors in relation to Internally Generated Fund (IGF)
- Simplify payment processes to reduce distance require to make payments
- Explore new revenue sources

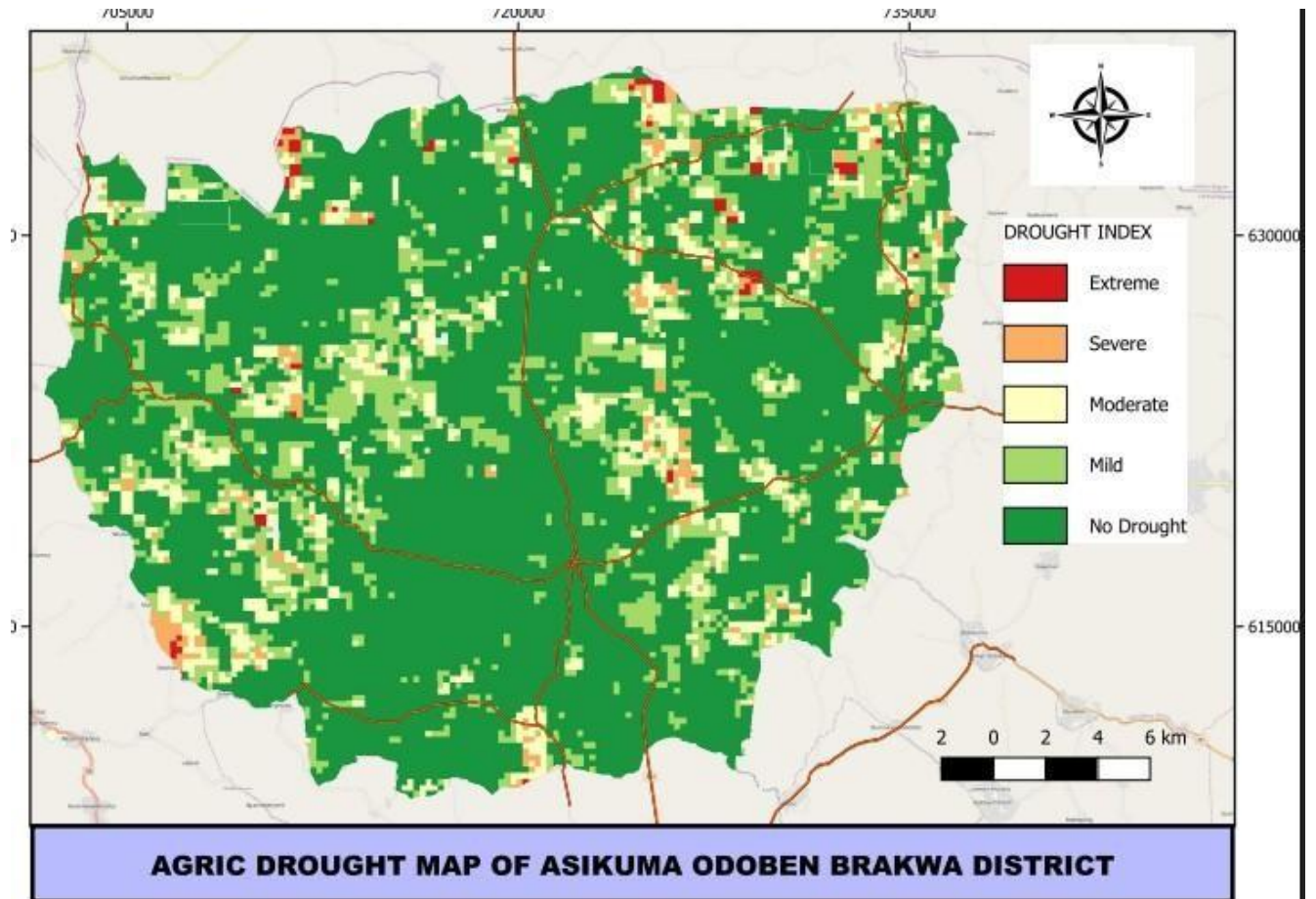
In doing so the district would be able to realize its goals of building a prosperous society and the objectives of enhancing quality of life in rural areas and deepening political and administrative decentralization in the district.

2.3 Existing condition of Asikuma Odoben Brakwa District

(Thematic Maps)

The current condition of the district has been depicted in various forms of thematic maps

Figure: 2.1 Agric Drought Map



The agricultural drought map of Asikuma Odoben Brakwa District shows that most of the area is classified as "No Drought" (dark green), indicating broadly favourable moisture conditions across the district. Interspersed within this dominant green background are numerous small to medium-sized patches of "Mild" (light green) and "Moderate" (pale yellow) drought conditions, suggesting localized moisture stress likely linked to soil variability, topography, or differences in land use and vegetation cover. More severe and extreme conditions are sparse but noticeable near certain clusters in the southwestern and scattered northern pockets; these hotspots indicate areas most vulnerable to crop failure without intervention. From a management and planning perspective, the spatial pattern argues for targeted, site-specific responses rather than uniform district-wide measures. Priority actions should include localized drought monitoring and early-warning in identified moderate-to-extreme pockets, promotion of drought-tolerant crop varieties, and small-scale irrigation or water-harvesting structures in recurrent stress zones. Soil conservation, mulching, and improved agronomy could reduce vulnerability in mild-to-moderate areas, while

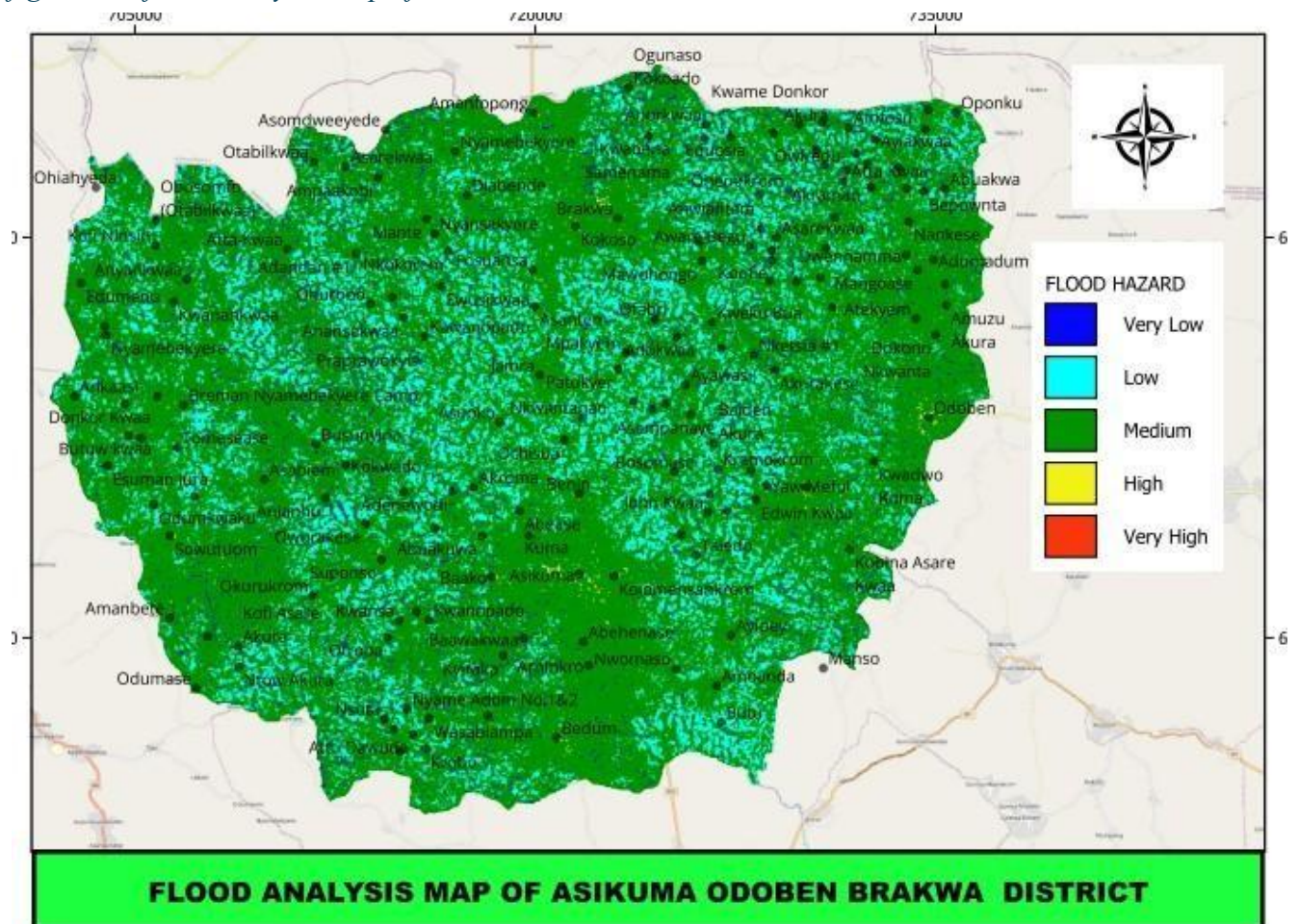
landscape-level measures (watershed management, reforestation of critical recharge zones) would sustain broader resilience.

Figure: 2.2 Deforestation map of Asikuma Odoben Brakwa District



The deforestation map of Asikuma Odoben Brakwa District shows a heterogeneous pattern of historical tree cover and forest loss. The background tree-cover gradient indicates that much of the district originally retained moderate to high tree cover in 2000, but forest-loss is concentrated in distinct clusters, especially in the western and some central-southern portions of the district. This concentrated loss occurring in specific years (between 2001 and 2003), suggests discrete clearing events or sustained conversion during those periods. Smaller scattered loss across the rest of the district points to an ongoing, low-intensity removal or fragmentation rather than a single, uniform wave of clearance.

figure: 2.4 flood Analysis Map of Asikuma Odoben Brakwa



From a planning and risk-reduction perspective, the pattern implies that interventions should be targeted and site-specific. Priority actions include detailed local assessments where low/medium pockets intersect populated settlements or critical infrastructure (roads, schools, clinics), improvement of drainage and small-scale retention measures in known accumulation areas, and community early-warning planning for those clusters most at risk. Land-use planning should discourage new developments in recurring low-lying pockets mapped as higher risk, while promoting nature-based solutions (riparian buffers, wetlands restoration) in corridors that channel surface runoff.

2.5: Population concentration and Heat map of Asikuma Odoben Brakwa District

This population concentration heat map of Asikuma Odoben Brakwa District presents a striking visualization of demographic density patterns across the administrative area. The map reveals several distinct high-density clusters, with the most prominent concentration appearing in the central-eastern portion of the district around settlements like Brakwa, Asikuma, Odoben and their surrounding communities. These areas are depicted in deep red coloration, indicating the highest population concentrations and forming what appears to be the district's primary demographic core.

Additional moderate-density zones are visible in the northern and northeastern sections, shown in lighter red and orange hues, suggesting secondary population centres that are likely to serve as sub-regional hubs.

Figure:2.5: population concentration Map

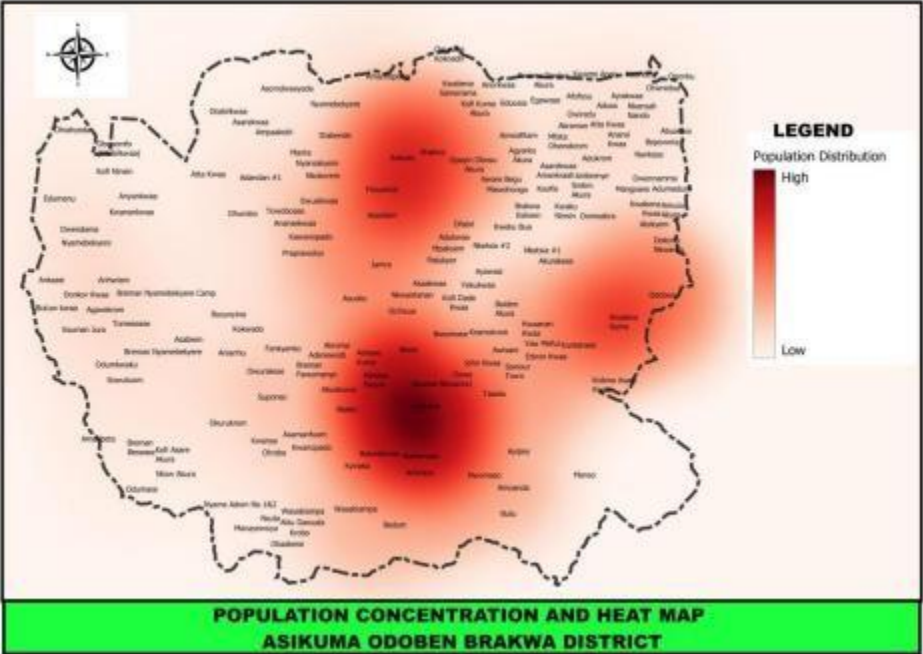
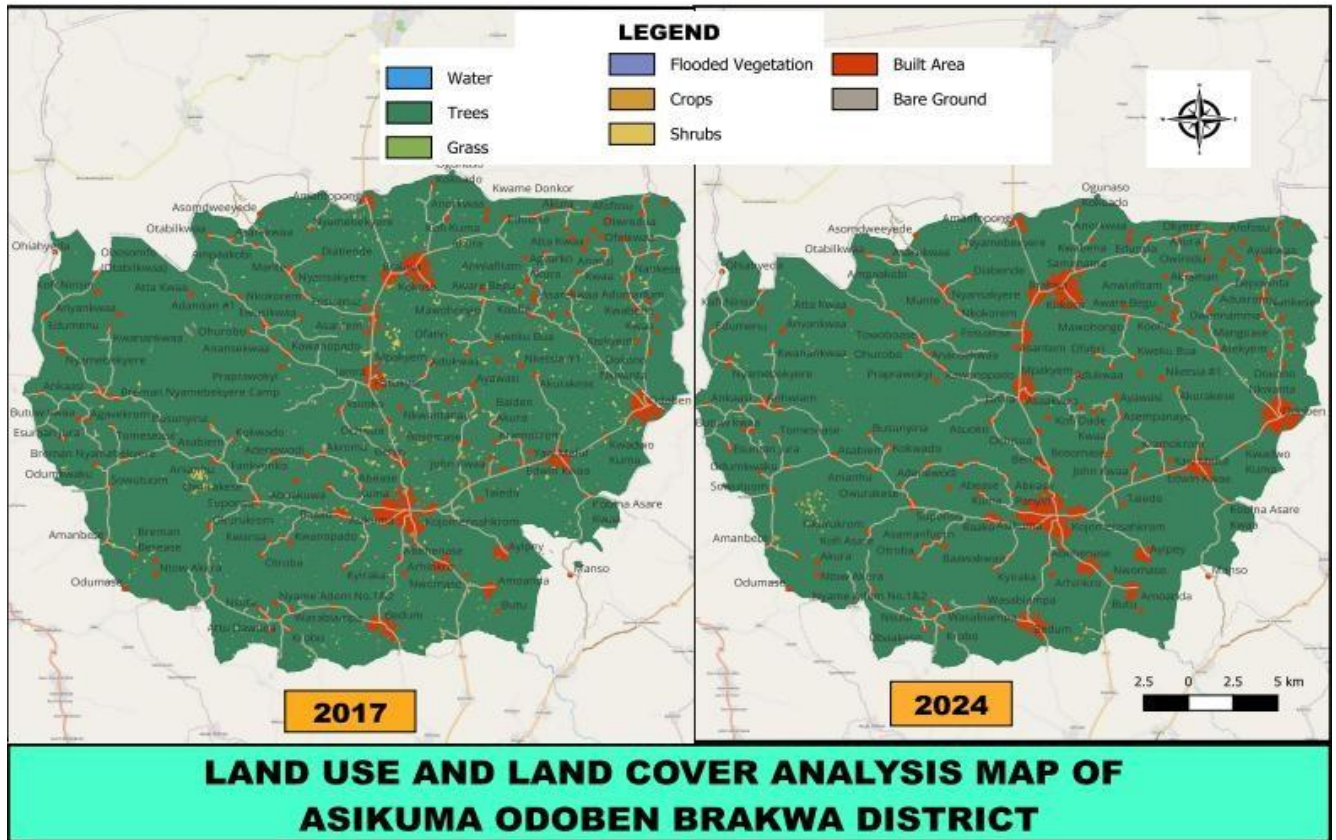


Figure: 2.6 Land use and Land Cover Analysis Map



The map above illustrates the land use and land cover changes in the Asikuma Odoben Brakwa District between 2017 and 2024. The dominant land cover type in both years is trees (green), which occupies most of the district's landscape. However, there is a noticeable increase in built-up areas (red) from 2017 to 2024, especially around major settlements such as Breaman Asikuma and nearby towns. This indicates significant urban expansion and infrastructure development over the seven-year period. The presence of crops (yellow) and grass (light green) appears relatively sparse and concentrated in specific pockets, showing limited agricultural land compared to forested areas. The changes also reflect growing human activities and their impact on the district's natural environment. The expansion of built-up areas suggests population growth, urbanization, and economic development, but it also raises concerns about potential deforestation and habitat loss. Additionally, areas of bare ground (grey) and shrubs (gold) are minimal, indicating that land clearing is primarily for settlement rather than extensive agricultural or industrial use. Overall, the district depicts a gradual but noticeable transition from a predominantly forested landscape to one with increased urbanization, which may have implications for environmental sustainability and resource management in the district.

2:6 DEMOGRAPHIC CHARACTERISTICS

2:6.1 Population ‘size and Growth Rate. The 2021 Population and Housing Census put the population of Asikuma-Odoben-Brakwa District at 126,993 with males constituting 49.1% and females 51.9%. The population currently has a growth rate of 2.9 percent as of 2021.

2:6.2 Population Density

The population density of Asikuma Odoben Brakwa District is approximately 175 persons per square kilometer. This is based on the district population of 126, 993 and its land area of 884.84 square meters.

2:6.3 *Housing characteristic*

The housing stock of Asikuma-Odoben-Brakwa District is 18,244, representing 5.3 percent of the total number of houses in the Central Region. The average household size in the district is 4.1.

Tenancy arrangement and ownership of dwelling units

More than half (59.6%) of all dwelling units in the district are compound houses; separate houses account for 30.7 percent of all dwelling units and 5.1 percent are semi-detached. About two-thirds (63.2 %) of the dwelling units in the district are owned by members of the household; 14.9 percent are owned by other private individuals; 19.6 percent are owned by a relative who is not a member of the household and only 0.6 percent are owned by public or government. Less than ten percent (0.6 %) of the dwelling units is owned through mortgage schemes.

Room occupancy

One room constitutes the highest percentage (65.4%) of sleeping rooms occupied by households in housing units in the district. About 17.4 percent of households with 10 or more members occupy one room in the district.

Utilities and household facilities

The main source of lighting in dwelling units in the district is electricity from the national grid which constitutes 88.9 percent. The main source of fuel for cooking for most households in the district is wood (71.9%), with 16.2 percent using charcoal while 11.9 also use Gas and electric cooker. A little over two fifths (43.9%) of households cooks in separate rooms for exclusive use of household, while 16.5 percent of households cook in open space in compound. The main sources of water in the district for drinking are borehole/pump/tube well mechanise boreholes, constituting 61.7% with 32.1% of households drinking from sachet and bottled water while 4.2% drink from rivers and streams. A little over half (52.8%) of households in the district use the public toilet with 6.1% having no toilet facility and therefore resort to the bush. About a quarter (28.5%) of households in the district share separate bathrooms in the same house while 23.2% own bathrooms for the exclusive use of their households.

2:6.4 Waste disposal

Most households (82.6 %) in the district have their solid waste disposed of at the public dump. For liquid waste disposal, throwing waste onto compound (40.8%) and onto street outside (35.7%) are the two most common methods used by households in the district.

2:6.5 Religion

The inhabitants of the district profess to be religious. The dominant religion is Christianity. Other religions such as Islam and Traditional worship also exist but in the minority. The communities in the district observe the taboo days, which have socio-economic and spiritual importance to the people. For example, they regulate farming days, land uses and water bodies.

2:4.6 Age Sex composition

The age sex composition of the district is mostly characterized by a large proportion of children aged less than 15 years (41.7%) and a small proportion of elderly (65 years and older) (3.7%). Females constitute the majority in most of the age groups.

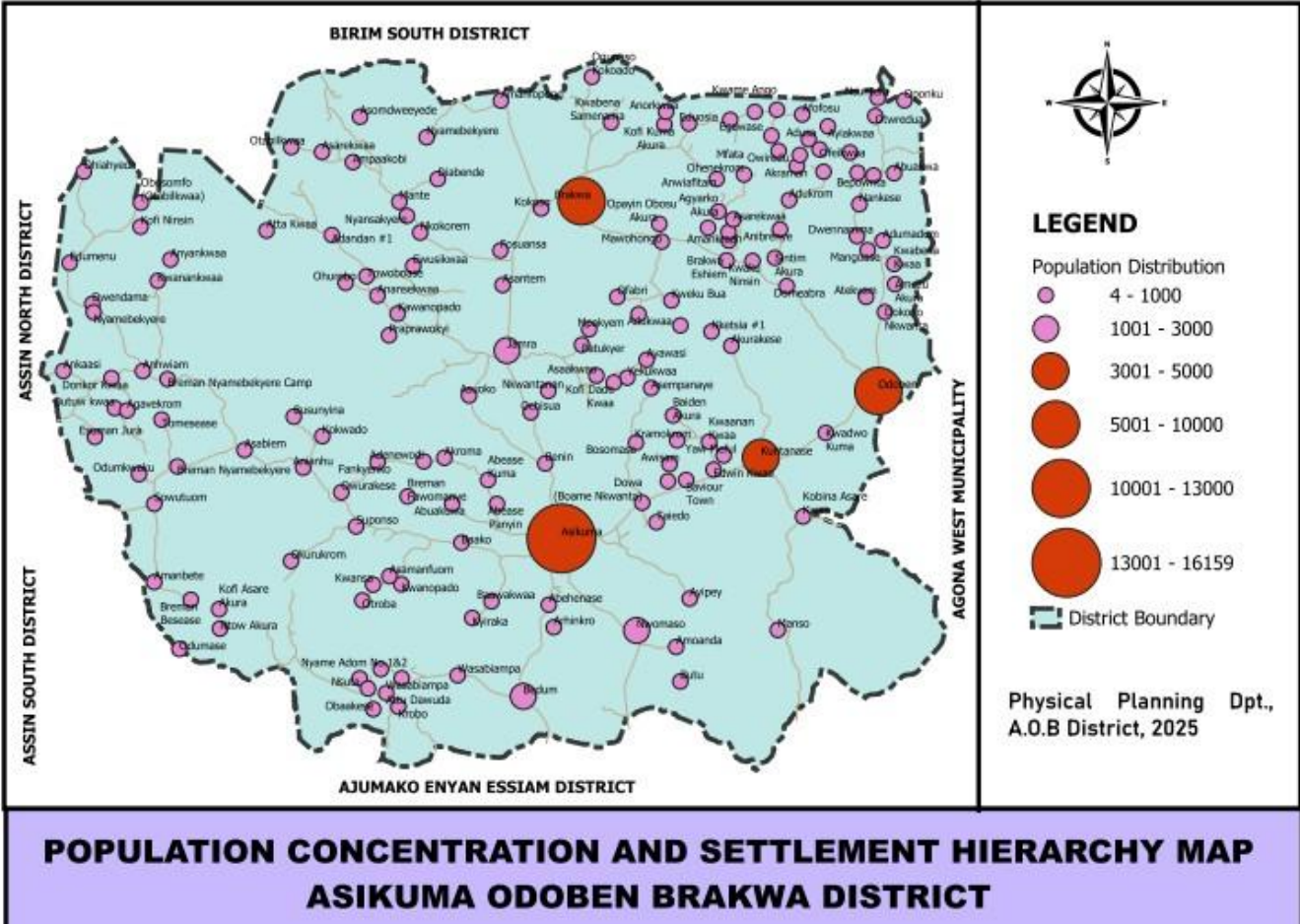
2:6.7 Occupation distribution

The major occupation in the district is farming. Majority of the populace are farmers, farming cash crops such as cocoa, oil palm, rubber and other minor crops. Other occupations are teaching, banking, buying and selling, driving, media journalism etc.

2:6.8 Population by Settlements

The population concentration and settlement hierarchy map of Asikuma Odoben Brakwa District reveals a distinctly uneven distribution of population across the administrative area. The district exhibits a clear settlement hierarchy with Asikuma, Brakwa and Odoben emerging as the dominant population centres. These three settlements appear to serve as the primary urban nodes within the district, functioning as commercial and administrative hubs for their surrounding areas. Most other settlements fall into the smaller population categories of 4-1,000 and 1,001-3,000 residents, indicating a predominantly rural character with numerous small villages and towns scattered throughout the territory.

Figure:2.7 Hierarchy of population and settlement



2:6.8 Dependency ratio

The dependent populations, that is, age group 0-14 (Children) and 65 and above (Elderly) and the working population (15-64) and the total dependency ratio (ratio of persons in the dependent ages to those in the economically productive ages in a population) by locality.

The results indicate that Asikuma Odoben Brakwa dependency ratio by 2021 Population and Housing Census, population under 15 years: 46,991, population under 15-64 years: 72,822 and the population under 65 years and above: 7,180.

This presupposes that every 100 working age individuals in Asikuma Odoben Brakwa, there are approximately 74 dependents.

2:6.9 Physical characteristics

This section describes the district various characteristics regarding its location and size, topography and drainage; climate and vegetation; geology and minerals and soils and discusses how the physical environment has been affected by human activities.

2:6.10 Topography and Drainage

The district is generally low-lying ranging between 15m-100m above sea level. However, it is undulating with isolated patches of highland: like Kujo Popo, and Sunsonshen both at Asikuma and Kumadon at Supun. There are swampy areas at certain portions of the lowlands. The district is drained by Ochi River and its tributaries. The rivers are perennial and could be dammed for domestic and industrial purposes. The Ochi River has been dammed to supply water to Asikuma Township. It is also rich in fish like Tilapia which is not tapped and could also be useful for purposes of irrigation.

2:6.11 Water resource

The district has several water sources that support the needs of the people and for agriculture purposes/activities.

The good examples of some of the rivers and streams in the district include *Ninsin*, *river Osia*, *river Atresu*, *Suponso* and *River Ochi* which is the significant that help drain the district.

2:6.12 Soil and soil types of the district

The Asikuma Odoben Brakwa District could be boasts various diverse of soil types such as *Asunsi-Nta offin* found in the areas like Amoanda and Nwomaso, this soil is suitable for crop like cocoa, oil palm, citrus, plantain and cassava, covering about 25% of the district land surface.

Nsaba-Swedru which dominant in the areas like Domeabra, Nankese and Ayikwaa, this support crops like cocoa, palm plantation, vegetables and many more and it cover about 45%.

Opimo-Nyanyano also covers areas like Bedum and its environment and is good for maize, cocoa etc and covers about 15%

Chichiwere-kakum it also covered areas like Kwaaman and Odumase and is good for the cultivation of cocoa, maize, cassava etc, it also covers a total 15% of the district land surface.

2:6.13 Plant and animal life

The district is a home to diverse plant and animal life; the ecosystem of the district supports a wide range of plants and animals' lives making it suitable for various agriculture activities and conservation efforts.

2:7.1 ECONOMY

2:7.2 Internally Generated Fund (IGF)

The Asikuma Odoben Brakwa District Assembly's Internally Generated Fund Performance for the year (2022-2025) plan period has not been encouraging due to certain loopholes in the process of revenue collections. The district budgeted and amount of Ghs 3,415,113.23 and ended up mobilizing an amount of Ghs 1,340,379.03 with a variation of Ghs 2,074,734.20.

2:7.3 Local Economic Development (LED)

The district has a lot of resource potential that can be harnessed to improve the local economy, The economic activities that could be developed and expanded include palm oil extraction, beekeeping, gari processing, soap making, pottery etc.

The district also has adequate land for artisanal/technology development to improve the activities of district local artisans who are engaging in fitting works, carpentry, welding, vulcanising, dressmaking, sawmill activities etc.

There is also an existing adequate market infrastructure to absorb produce and products from the citizens.

2:7.4 Agriculture

The Asikuma Odoben Brakwa district is predominantly an agrarian economy in nature. The economic activities undertaken include crop farming, livestock farming, rubber plantation etc The district is noted for its dominance in the cultivation of cocoa.

The district has its notable market centres located at Breman Asikuma, Brakwa and Agona Odoben. This market attracts a lot of people from neighbouring towns and villages on Tuesdays and Fridays to transact some of these agricultural products.

2:7.5 Employment status in the district

Employment refers to the position of a person in the establishment where he/she currently works or previously worked. In the 2021 PHC categories the employment status in the district into formal and informal sector.

The informal sector which forms the larger population in the district complies with self-employed, casual workers (contributing to family workers, apprentices and domestic employees which form about 70% working population, whilst the formal sector also forms 30% of working population of the district.

2:8.1 SOCIAL

2:8.2 Education

Table: 2.4 Number of Schools in the District

Type	Public	Private	Total
Basic	106	50	156
Senior High Level	3	0	3
Total	109	50	159

Source: GES District Directorate

Table: 2.5 School Enrolment for 2023/2024

Level	Boys	Girls	Total
KG	1,916	1,914	3,830
Primary	8,106	7,249	1,5355
JHS	4,422	3,937	8,359
Total	14,444	13,100	27,544

Source: GES District Directorate

Table: 2.6 Number of Trained and Untrained Teachers

Trained		Untrained		Total	
Male	Female	Male	Female	Male	Female
621	487	15	18	638	505

2:8.3 Health Facilities

There are Thirty-six (36) Health Facilities in the District. They include one (1) Hospital, One (1) clinic, thirty (30) CHPs Compound, One Health Centre (1), two Polyclinic (2), One (1) maternity Clinic and two Pharmacy (2) in the district. Some of these facilities are deteriorating and need urgent renovation. Therefore, measures must be put in place to renovate the deteriorating facilities. There are areas that do not have any facilities at all. These areas should be planned for new facility to increase access to those areas.

Table: 2.7 Nurse and Doctor Situation

Indicators/Year	2022	2023	2024
Doctor to Population Ratio	1:12,699	1:12,034	1:12,681
Nurse to Population Ratio	1:369	1: 290	1:422

Source: GHS District Directorate, 2025

2:8.4 Social and Child Protection

The Social and Child Protection program in Asikuma Odoben Brakwa District is very crucial for ensuring the well-being of children and vulnerable population in the district.

Child protection forum awareness has been organising by Compassion International Ghana to educate parents and children about child protection. The forums aim to prevent child abuse and promote healthy relationships between children and parents

On child rights promotion and protection, the district social welfare and community development in the district has also prioritized child rights, promotion and protection. They facilitate registration and renewal of early child development centres and supervise and monitor their activities.

The Child Protection programme in the district has been very successful and has impacted positively on the beneficial communities in the district. It was also observed that community members appreciated the effort and have put all the necessary measures in place to ensure that the issue of good parenting is embraced by all.

2:8.5 Food and Nutrition

Nutrition in Asikuma Odoben Brakwa District is vital health, particularly among adolescents. A good nutrient for the body prolongs the life expectancy rate of an individual. A report from the District Health Directorate shows some level of good nutrition eating habit among communities. This is so because there is evidence of some malnutrition education undertake in some of the communities in the district health directorate. Some of the nutritional interventions being undertaking in the district are Exclusive Breastfeeding, Complementary feeding, Vitamin A supplement, education of school feeding caterers and Nutrition Counselling.

2:8.6 Water and Sanitation

Table: 2.8 Water coverage from 2022-2024

Water source	Function	Non-function
Borehole	376	176
Mechanise borehole	43	11
Total	149	187

2:8.7 Gender

Gender issues in Asikuma Odoben Brakwa District are very significant, particularly regarding women’s empowerment and reproductive health.

Organisation like hope for future generation, district Gender desks under the auspices of social welfare are working to empower women and children’s conditions through community mobilisation and education.

2:8.8 Migration

The age distribution of the migrant population in the district by place of birth and duration of residence. The data include those who were enumerated in the district during the census period but were born outside the region.

2:8.9 Family life of Asikuma Odoben Brakwa District

The family life in the district is influenced by many factors including cultural traditions and economic activities

The district has a population of 126,993 with 61,823 males and 65,170 females across various age groups, with 46,991 individuals between 0-14 years, 72,822 between 15-64 years and 7, 180 ages above.

Urbanization is relatively balanced with the rural communities' activities; the district active economic activity has mainly agriculture.

2:8.10 Youth

Youth in Asikuma Odoben Brakwa District are vital part of the district development initiatives, and the thorough Business Advisory Centre programmes have supported youth development.

2:9.1 The Environment of the District

The human settlement (*build environment*)

Human activities do not only have an impact on the natural environment as have been portrayed vividly under natural environment; the impact manifests itself more in areas where humanity lives. Most activities of human settlements often impact positively or negatively on the environment.

Basically, there are 464 settlements in the district which are organized in a way that reflects the three most popular settlement patterns, namely, linear, nucleated and scattered. About 87% of the houses in the district are predominantly compound in nature and mostly built with sandcrete, landcrete and mud, 47% of the houses in the district are of sandcrete walls while 23% are built of landcrete with mud walled houses constituting about 30%. Materials most used in roofing are iron or aluminum sheets. Other characteristics of the houses in the district include exposed foundations, cracked walls, leaking roofs and ripped-off roofs. There is, however, a low room occupancy rate of 2.4% as against 3.0% at the national level.

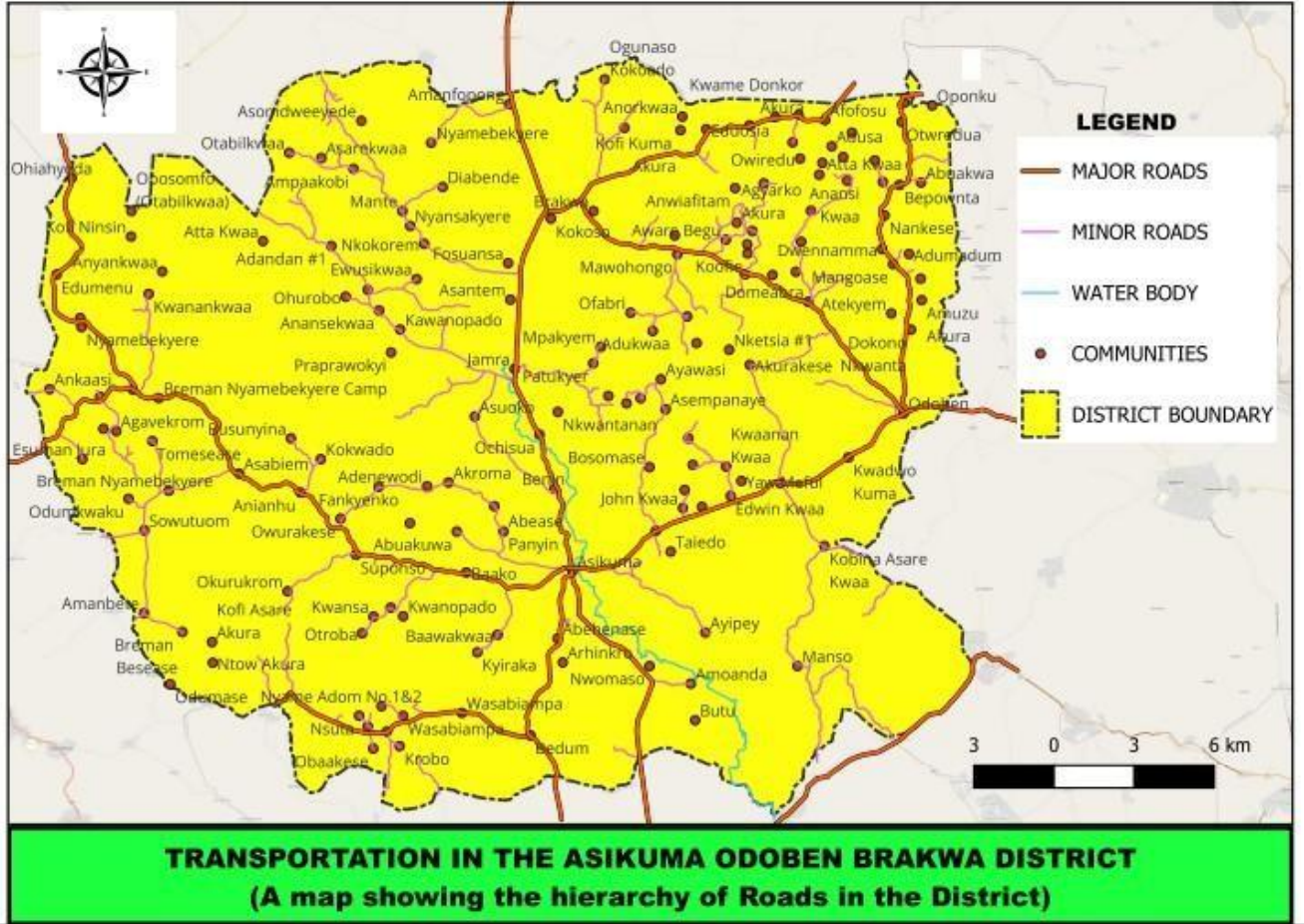
2:9.2 Climate and Vegetation

The district lies in the semi-equator climatic zone. Monthly temperature ranges from 34⁰C in the hottest (March) to about 26⁰C in August. This means annual rainfall ranges from 120 centimeters in the southeast to 200 centimeters in the Northwest. The district experiences double maxima rainfall with peaks in May-June and September – October. The number of rainy days average about 100 – 120 days a year with 75 percent of this occurring during the major season. The months of December through February are virtually dry. The relative humidity is high around 80% especially in the rainy season and early mornings but falls between 50% and 60% during the dry hot season. The climate in the district is ideal for the cultivation of cash and food crops such as cocoa, oil palm, maize, cocoyam, plantain, cassava, rice and all kinds of vegetables odum, wawa, cedar, etc.

2:9.3 Transportation Road's network

The district has a total trunk road of 614kms, out of which 161km are tarred roads which also constitute the urban road in the district. The feeder roads networks in the district are approximate 453kms. The transportation map of the Asikuma Odoben Brakwa District offers a clear visualization of the district's road hierarchy and connectivity. Major roads, marked in thick red lines, serve as the primary arteries linking key communities and facilitating district mobility. These roads support higher traffic volumes and play a crucial role in economic activities, such as trade and commuting. Minor roads, shown as tinny red lines, weave through smaller settlements and provide access to more remote areas. The distribution of these roads suggests a decentralized network, ensuring that even peripheral communities are integrated into the district's transportation framework. Most communities appear to be situated along or near major roads, underscoring the importance of transportation access in settlement patterns. The presence of water bodies, marked in blue, adds a layer of geographic context that may influence road placement and connectivity. Overall, the map serves as a strategic tool for infrastructure planning, enabling stakeholders to identify gaps, prioritize road upgrades, and enhance accessibility across the district.

Figure: 2.8. Transportation Road’s network of the district



2:9.4 Communication and energy

The district is challenged with the lack of basic infrastructure, human resource challenges and inadequate investment into the sector. Most educational institutions lack the capacity to effectively manage application of ICT. Apart from the District capital and few other communities the district lacks basic infrastructure in terms of mobile network reception, and this is because of the district being predominantly rural.

2:9.5 Energy

There are five types of energy sources such as, Firewood, Charcoal, Kerosene, LPG and Electricity. Most consumers use charcoal, firewood, and electricity more than LPG.

2:9.6 Asset Maintenance

The Asikuma Odoben Brakwa District Assembly is responsible for overseeing development projects maintaining assets within the district. The initiative includes building permits, waste management and

infrastructure development and other notable assets including market centres like Asikuma, Agona Odoben, Brakwa, Anwhiam etc in the district.

2:10.1 Governance

2:10.2 Peace and Security

The Security situation in the district is relatively calm. However, there are minor protracted issues of drug abuse, theft etc

The district currently has one divisional Police Head Quarters and 3 Police Stations as well as one District Fire Station, one ambulance service. The security infrastructure in the district is not adequate to accommodate the numerous personnel in the district.

2:10.3 Community action plan

The Asikuma Odoben Brakwa District Assembly led by the Plan Preparation Team facilitated the preparation of Local/Community Development Plans (CAPs). These CAPs were found to be a source of valuable data for planning and decision making. The Team gathered data from all the communities in the district and facilitated the preparation of plans for some major communities especially the Town/Area Council Capitals which are Asikuma, Odoben, Brakwa, Brakwa North, Jamra, Bedum, Baako/Anwhiam and Kuntense through participatory processes. These plans represented the community perspective on current needs and aspirations as the data compiled were done through consultation with the people at the Sub-District levels during the public hearings. These community needs and aspirations were captured in the form of issues which were harmonized with the issues identified in the performance review and district level stakeholder meeting

2.10.4: COMMUNITY ACTION PLAN (NEEDS & ASPIRATIONS)

The projects and programmes outlined in the action plans of Asikuma, Odoben, Brakwa, Brakwa North, Bedum, Jamra, Kuntense and Baako/Anwhiam Area Councils communities

Table:2.9 Community Action Plan

S/N	AREA OF INTERVENTION	NAME OF COMMUNITY							
		Asikuma Town Council	Odoben Town Council	Brakwa T/Council	Bedum Area council	Baako/Anwhiam	Kuntense Area Council	Brakwa North	Jamra Council
1.	Poor Road Network and Surface Conditions	<ul style="list-style-type: none"> † Const. of drainage at Ohenbron † Completion of teacher Abekaculvert ❖ Const. of drainage at Songo † Const. of drainage at Main Market 	<ul style="list-style-type: none"> † Reshaping of Odoben to Nkansa feeder roads † Odoben to Essadzi † Agona to Domponiase † Reshaping of Nhyirakrom 	<ul style="list-style-type: none"> † Otsimafokrom feeder roads † Reshaping of Ohenkrom feeder road † Reshaping of Brakwa Eshiem feeder road † Brakwa Town Roads † Tilling of lorry station ❖ Tilling of BRASTECH Road 	<ul style="list-style-type: none"> † Reshaping of AtoWass to Bedum feeder road † Reshaping of Manyewoyaw feeder road † Reshaping of Obaakese feeder road † Reshaping of Nyamebekyere feeder road † Reshaping of Nsuta feeder road † Const. of drainage at Bedum Cath. School † Reshaping of Bedum inner roads 	<ul style="list-style-type: none"> † Reshaping of Abaase to Asikuma road † Reshaping of Akroma to Asikuma † Reshaping of Suponso feeder road † Reshaping of Bisease feeder road † Reshaping of Amanbete feeder road, † Reshaping of Otabirkwaa, Agave, Adiembra, Kofi Ninsin, Enyinkwaa, Nyabekyere, Ohiashyeda, Edumanu, Kokoado 	<ul style="list-style-type: none"> † Reshaping of Nketsia road † Reshaping of Nsukyire feeder road † Reshaping of Asarekwaa feeder road † Reshaping of Ekurakese feeder road † Reshaping of Calvary feeder road † Reshaping of Amoanda feeder road † Reshaping of Aduakrom, Awusem, Aiyiwase and Kramokrom feeder roads 	<ul style="list-style-type: none"> ❖ Reshaping of Amanfopong-Fosuansa, Kokoso, Gyahadze, Diabene, Asomdweyede 	<ul style="list-style-type: none"> † Reshaping of Ewusikwaa feeder road † Reshaping of Asuokwaa roads, Akawosu, Adandan bridge, Ofabri Mpakyim, Jamra Bridge

2	Poor distribution system – market, lorry station	❖ Const. of Morden market at Asikuma	❖ Const. of Morden market at Odoben	† Const. of Morden market at Brakwa † Const. of mkt stores at Brakwa				❖ Construction of Modernize Market at Amanfopong, Fosuansa, Mante, Gyahadze Const. of lorry station at Kokoso	Const. of market store at Jamra
3.	Poor Water	❖ Provision of mechanise boreholes at Boafoyena	† Provision of mechanise borehole at Kawanopado † Provision of mechanise borehole at Edentrom † Provision of mechanise borehole at Anafo Zongo † Provision of mechanise borehole at Odoben Newtown, Domponiase, Edukrom, Essadzi, Nkansa, Tweredua and Domeabra	† Provision of mechanise boreholes at Brakwa † Provision of mechanise borehole at Mantimankebi † Provision of mechanise borehole at Fante Newtown ❖	❖ Provision of mechanise borehole at Nsuta, Wasabiampa and Bedum	† Provision of mechanise borehole at Kokoado † Provision of mechanise borehole at Kwaan, Akroma, † Provision of mechanise borehole at Odumase, Kokoado † Awhiam † Okukrom † Esumangwira † Ohianshyeda	❖ Provision of mechanise borehole at Amoanda	❖ Provision of mechanise borehole at Deabene, Asomdweyede, Amanfopong, Nyamebekyere, Edukor, Painter, Kokoso, Fosuansa, Mante, Ampaakobi and Nkukuram	Borehole at Asuokoo, Towboase, polyclinic,

4	Sanitation	Provision of Skip containers at Asikuma	† Provision of public toilet at Nankese † Provision of Skip containers at Agona Odoben	† Provision of public toilet at Brakwa Cath. † Provision of Skip containers at Brakwa	Provision of Skip containers at Bedum	Provision of Skip containers at Baako and Anwhiam, completion of	Provision of Skip containers at Kuntenase	Provision of Skip containers at Kokoso and Amanfopong, Fosuansa, Mante, Asomdweyede, Diabene, Ampaakobi	Provision of Skip containers at Jamra and Fosuansa, Benin, Asantem, Adandan and Kawanopado, Towoboase
5	Extension of electricity supply	† Extension of Power to Newly suburb of Asikuma † Provision of streetlights and bulbs – All communities with electricity	Extension of Power to new suburb of Agona Odoben Provision of streetlights and bulbs – All Area Council wide	† Extension of Power to new suburbs of Brakwa † Provision of streetlights and bulbs – All	† Extension of Power to new suburb of Bedum † Provision of streetlights and bulbs – All communities with electricity	† Extension of Power to newly suburb of Anwhiam, Baako † Provision of streetlights and bulbs – All communities with electricity	❖ Extension of Power to new suburbs of Kuntenase Provision of streetlights and bulbs – All communities with electricity	† Extension of Power to new suburbs of Kokoso, Amanfopong † Provision of streetlights and bulbs – All communities with electricity	❖ Extension of Power to new suburbs of Jamra, Fosuansa, Benin Provision of streetlights and bulbs – All communities with electricity
6	Lack of electricity		Supply of electricity to Agona Domponiase, Enibrenye, Essadzi, Nkansa			Supply of electricity to Towsease, Ankase	Supply of electricity to Asarekwaa, Bosomase	Supply of electricity to Nyamebekyere, Apaakwabi, Asomdweyede	

7	Inadequate Educational Infrastructure			Const. of Astroturf at Presby sch. Park Completion of 6-unit classroom blk at Islam sch. at Brakwa Compl. Of BRASTECH Teachers Bungalow Completion of Boys Dormitory at BRASTECH	Const. of Teachers quarters at Wasabiampa, Manyewoyaw, school feeding at Ato Dauda, Bedum and Wasabiampa. Construction of teacher's quarters at Wasabiampa, Bedum and Ato	Const. of KG at Supun, Bonsunyina, Towsease, Odumkwaku. teacher's quarters at Sowutuom, Bisease, 3-unit at Aniahu and Okukrom. 6unit at Odumase, Anhwiam 2-unit at Edumanu	Const. of KG at Amoanda, Teachers at Asempanaye	Const. of KG at Mante	
						3-unit at Edumanu and Ankase			
8	Poor Health Infrastructure	Renovation of Asikuma H/C	Complete Tweredua CHPs,			Provision of CHPs at Fakyenko, Baako, Ohianhyeda, Anhwiam	Provision of CHPs at Kwanan, Asarekwaa, Asempanaye	Provision of CHPs at Afofosu, Kokoso and Gyahadze	Provision of CHPs at Ofabir, Health centre at Benin
9	Transparent and Good Governance	Weak Functioning of Substructures	Weak Functioning of Substructures	Weak Functioning of Substructures	Weak Functioning of Substructures	Weak Functioning of Substructures	Weak Functioning of Substructures	Weak Functioning of Substructures completion of community at Kokoso	Weak Functioning of Substructures completion of community centre at Benin
10	Poor/ Lack of Communication Network	Extension Telecommunication Network to difficult to reach communities	Extension Telecommunication Network to difficult to reach communities		Extension Telecommunication Network to difficult to reach communities	Extension Telecommunication Network to difficult to reach communities	Extension Telecommunication Network to difficult to reach communities	Extension Telecommunication Networks to difficult to reach communities	Extension Telecommunication Network to difficult to reach communities

The Asikuma Odoben Brakwa District Assembly has actively involved its citizenry in decision making process in governance and community development; this has empowered the individuals and communities to contribute to the present and the future development of the district.

The inclusiveness of the people in decision making has resolved the issue of marginalization but rather empower the

2:10.5 Popular participation

capacity and confidence of the people to participate in decision making such as the preparation of District Medium Term Development Plan, Budget Preparation and implementation of the District Annual Action Plan.

2:10.6 Interaction with Traditional Authorities

The Asikuma Odoben Brakwa District Assembly engagement with traditional authorities has strengthened the understanding of the cultural and the historical context of the district, this has built strong relationship and trust which has translate into effective working relationship for development.

2:10.7 Corruption

The Asikuma Odoben Brakwa District Assembly, haven't learned itself, have developed strategies in dealing with loopholes and the irregularities that stand opportunities of breeding issues of corruption into the various levels of implementation of activities, the adopted strategies are the clear rules and accountability mechanism that are rooted on transparency, accountability, education and awareness creation.

2:10.8 Social Accountability

The Asikuma Odoben Brakwa District Assembly in its quest to hold individuals, institutions and organization to action have also adopted mechanisms such as community engagement and District Planning Coordinating Unit meeting where citizens are allowed to take part in certain critical decisions and account to the public levels of implementation of certain programmes and projects.

Town halls and community forum are also engagement processes to communicate to the public with the implementation of certain activities at the local levels.

2:10.9 Implementation

Implementation refers to putting a plan and policies into action. The Asikuma Odoben Brakwa District Assembly adopted strategies for executing activities by institute tasks, allocation of resources such as personnel, budget and materials. Timeline managing and monitoring and evaluation are also ensured to track the progress of identifying areas for improvement.

2:10.10 Coordination

The district in the process of managing different element, such as resource, the people and activities in other to achieve a common goal or the objectives, has develop effective communication strategies where information sharing that foster effective collaboration and

planning was adopted, this has led to efficiency by reducing duplications but rather enhances productivity and better decision making.

2:10.11 Monitoring and Evaluation

Monitoring and Evaluation is very critical in planning processes that help to assess the performance and impact of projects, programmes and policies on the people.

The assembly throughout the implementation of last medium term development plan (2022-2025 MTDP) has adopted monitoring and evaluation thorough out all the programmes and projects to ensure value for money, tracking progress of projects implementation and ensure whether contractors are executing projects according to specification.

The District Monitoring Team could not carry out the mandate efficiently due to inadequate finance and resources. The assembly is therefore anticipated to carry its function effectively in the incoming 2026-2029 Medium Term Development Planning cycle.

2:11.1 Emergency Preparedness and Response

2:11.1 Disaster incidents (geological)

The District National Disaster Management Organization has recorded several incidents of Natural disaster from the year 2023-2025, the notable incidence includes the flooding, rainstorm and windstorm which has cause certain level of destruction.

2:11.2 Disaster Risk Management

The disaster risk management involves a systematic approach to identifying, assessing and reducing the impact of disaster.

The district disaster risk management adopted by the assembly during the period of 2022-2025 has identified potential hazards and vulnerability areas in the district while measures of reducing the impact have been adopted.

The strategies adopted by district to prevent some disasters from happening have been early warning education, door to door education, this measure has contributed to saving lives and properties.

2:11.3 Disaster preparedness and response

The Asikuma Odoben Brakwa District in its roles in response to disaster preparedness has identifying safe havens environment for disaster responses in the district.

2:11.4 Identification of Needs and Issues

The identified development needs with its corresponding development dimension have been summarised in Table below.

Table:2.10: Summary of Development Issues

DEVELOPMENT DIMENSION	DISTRICT KEY DEVELOPMENT ISSUES
Economic Development	<ol style="list-style-type: none"> 1. Limited domestic supply of raw materials for local industries 2. High operational costs 3. Poor infrastructure network 4. Complex business establishment and registration 5. Low entrepreneurial skills among the youth 6. Low productivity in the informal economy 7. Over-reliance on primary commodities 8. Inadequate modern market 9. Low involvement of communities in tourism development 10. Weak Coordination among industry players on issues related to the creative arts industry 11. Inadequate extension services 12. Limited incentives for smallholder farmers and funding to practice climate smart, sustainable farming practices 13. High level of postharvest losses 14. Low interest in agriculture among the youth 15. Weak pest and disease monitoring and surveillance systems 16. Low youth involvement in aquaculture

<p>Social Development</p>	<ol style="list-style-type: none"> 1. High cases of teenage pregnancy 2. High rate of rural urban migration, especially among the youth 3. Limited access to essential health services 4. Insufficient healthcare workforce capacity for effective NCD management. 5. Inadequate capacity of rural health workers in clinical and community nutrition care 6. Inadequate food and nutritional education 7. Inadequate access to regular water supply service 8. Poor sanitation and waste management 9. Inadequate access to improved toilet facilities and high prevalence of open defecation 10. Geographical disparities in access to quality education at all levels 11. Inadequate funding for education 12. Inadequate library facilities and services in communities and in schools 13. Inadequate entrepreneurial skills and business development services 14. Inadequate funding for social protection interventions 15. High incidence of Domestic and Sexual Gender-Based Violence (DSGBV) 16. Gender disparities in asset ownership 17. Inadequate capacity for generation and use of gender statistics 18. Inadequate opportunities for PWDs to develop and utilise their potential 19. Limited number and capacity of child protection committees in local communities 20. Child protection and gender mainstreaming issues 21. Inadequate focus on youth development in rural Ghana 22. High incidence of poverty among the aged
<p>Environment, Infrastructure and Human Settlements</p>	<ol style="list-style-type: none"> 1. Weak enforcement of legislation 2. Pollution of water resources 3. Poor agricultural practices which affect water quality 4. High rate of loss forest 5. Weak institutional coordination mechanism for climate action 6. Poor road maintenance/ rehabilitation culture 7. Weak enforcement of road safety regulations 8. Inadequate ICT infrastructure across the district 9. Inadequate spatial plans (SDFs, SPs & LPs) 10. Weak enforcement of building regulations 11. Poor maintenance culture 12. Non-compliance of disaster risk reduction (DRR) laws 13. Poor drainage systems 14. Poor waste disposal practices 15. Weak enforcement of development controls

Governance, Corruption and Public Accountability	<ol style="list-style-type: none">1. Limited public participation in local governance2. Weak revenue generating capacity of MMDAs3. Inadequate delay in central Government's transfers4. Overreliance on District Common Fund5. Inadequate stakeholder engagement6. Insufficient cultural infrastructure7. Low public knowledge on safety and security issues
--	---

Table:2.11: Application of Strength, weakness, Opportunities Threats (SWOT) Analysis

Adopted issue to be addressed	Strengths	Weakness	Opportunities	Threats
1. Inadequate infrastructure to support education at all levels	<ul style="list-style-type: none"> • Availability of committed GES Staff • Continued DA Support • Availability of trained teachers • Availability of teaching and learning materials • Availability of land for educational structures facilities • Existence of some educational infrastructure • Presence of NGOs • Available community support • Availability of support of traditional rulers 	<ul style="list-style-type: none"> • Inadequate staff accommodation • Inadequate/dilapidated educational infrastructure • Low motivation for staff/teachers • Inadequate teachers 	<ul style="list-style-type: none"> • Existence of favorable government policies e.g. • School feeding • Capitation grants • Free SHS Programme • Presence of NGOs and other Donor Agencies • Existence of GETFund 	<ul style="list-style-type: none"> • Late release of funds • Inadequate funding • Scattered nature of targeted communities
<p>Conclusion. Though the educational infrastructure is inadequate, there are more opportunities and potential such as availability of land, committed staff and other donor support to improve the infrastructure to enhance achievement levels</p>				

Adopted issues to be addressed	Strengths	Weakness	Opportunities	Threat
<p>2. Geographical disparities to access quality health care</p>	<ul style="list-style-type: none"> • Availability of land for health facilities • Availability of health personnel • Support of the DA • Existence of traditional birth attendance • Presence of herbal medicine and practitioner • Availability of health facilities 	<ul style="list-style-type: none"> • Inadequate health facilities • Inadequate health personnel • Inadequate residential accommodation for health staff • Low skill for traditional health practitioners • Crude methods used by traditional herbal practitioners • Unwillingness of some people to seek medical attention from approved medical practitioners 	<ul style="list-style-type: none"> • Recognition of herbal practitioners by government in the health delivery system in Ghana • Government policy to provide every district with a hospital • Existence of donor support • Availability of the National Health Insurance Scheme • In-service training programmes to improve the capacity of health personnels 	<ul style="list-style-type: none"> • Inadequate funds • Delay in the release of health insurance claims
<p>Conclusion</p>	<p>There are a lot of opportunities and potential which far outweigh the constraints and challenges. The weakness of inadequate health personnel and infrastructure are being addressed by the assembly by capturing them in the annual composite budgets. The delay in the release of insurance claims is also being addressed by the central government.</p>			

Adopted issues to be addressed	Strengths	Weakness	Opportunities	Threat
3. low level of entrepreneurial skills for self-employment	<ul style="list-style-type: none"> • Presence of Business Advisory Centre • Existence of SMEs • Existence of Financial Institutions • Existence of some Co-operative Societies • Const. of artisanal Technology • Availability of Market 	<ul style="list-style-type: none"> • Disaggregated SMEs • Poor collaboration between public and private sectors • Inadequate entrepreneurial skills • Unfavourable land tenure arrangement 	<ul style="list-style-type: none"> • Existence of financial institutions • Existence of Small-Scale Industries • Favourable government policy such as apprenticeship training program • Const. of 24hr modern market 	<ul style="list-style-type: none"> • High interest rate

Conclusion	<p>The opportunities and potentials such as the construction of artisanal technology, favorable government policy to industrialize the economy through the construction of 24hr market will contribute to overcome the challenges soon</p>
-------------------	---

Adopted issues to be addressed	Strength	Weakness	Opportunities	Threat
4. Inadequate Infrastructure such as roads, communication networks etc.	<ul style="list-style-type: none"> • District connected to national grid • Presence of Electricity Company of Ghana • Good geological formation • Availability of DRIP equipment's • Availability of feeder Roads Department and Staff • Existence of mobile telecommunication networks (MTN, Telecel and Airteltigol) • Present of internet connectivity in the district 	<ul style="list-style-type: none"> • Unwillingness of some people to pay bills • High cost of extension of power • Inaccessibility of some communities • Poor maintenance culture • Inadequate ICT teacher 	<ul style="list-style-type: none"> • Presence of NGOs and Donor Agencies • Continued Government support • Existence of GETFund • Influence of MP to lobby for some interventions 	<ul style="list-style-type: none"> • Inadequate and untimely release of funds. • Overdependence on hydroelectric power

Conclusion	The district has a lot of opportunities and potential to support infrastructural development to propel the district's economy. The limitations such as delay in the release of funds, poor maintenance culture would be addressed by capturing them in the assembly's programme and composite budget			
Adopted issues to be addressed	Strength	Weakness	Opportunities	Threat
5. Limited Agricultural production and productivity	<ul style="list-style-type: none"> • Existence of fertile land to support various kinds of crops • Favourable rainfall pattern • Existence of road networks from production to marketing centres • Existence of micro financial institutions (rural banks) • Existence of market women groups • Existence of market for farm produce • Existence department of food and agriculture • Continued DA Support 	<ul style="list-style-type: none"> • Poor road network accessibility to some producing centres • Inadequate and poor market structures • Unfavourable land tenure system (sharing of crops and small farm sizes) • Sand winning also affects agriculture lands • Post harvest losses • low mechanization of agriculture • inadequate credit facilities for farmers 	<ul style="list-style-type: none"> • Favourable government policy to modernize agriculture • Donor support to the agriculture sector • Recruitment of agriculture extension staff 	<ul style="list-style-type: none"> • High inflation rate resulting in unstable prices for farm produce • High cost of farm inputs • Low prices of farm produce
Conclusion	The high cost of farming input and post-harvest losses as well as low prices for farm produce has been the major factor contributing to attracting the youth into the agriculture sector, meanwhile, the available opportunities identified could solve the situation when effectively put into action.			

Adopted issues to be addressed	Strengths	Weakness	Opportunities	Threats
6. Revenue underperformance due to leakages and loopholes, among others\	<ul style="list-style-type: none"> • Presence of ratable items • Existence of vibrant market • Committed revenue collectors • Existence of structures to ensure prudent revenue collection and utilization • Existence of taskforce 	<ul style="list-style-type: none"> • Non-valuation of properties • Non development of market facilities • High revenue leakages • Inadequate revenue collectors • Lack of modern technology for revenue collection 	<ul style="list-style-type: none"> • Digitization of revenue collection • Existence of government policies such as street naming and property addressing • Available modern revenue software 	<ul style="list-style-type: none"> • Lack of logistical support from the central government
Conclusion	<p>Since the assembly has large potential in terms of revenue ratable items and properties, all efforts would be made to reduce the impact and occurrence of the constraints such high revenue leakages.</p>			

Adopted issues to be addressed	Strengths	Weakness	Opportunities	Threats
7. Poor sanitation and Waste Management	<ul style="list-style-type: none"> • Existence of Environmental Health and Sanitation Unit • Available sanitary disposal sites • Positive response to communal cleanup exercise • Existence of Zoom Lion Ghana • Existence of Hon. Assembly Members/Unit Committees 	<ul style="list-style-type: none"> • Inadequate support from Nananom, Unit Committee and Assembly Members • Ineffective and poor enforcement of byelaws • Inadequate tools & equipment for cleanup exercises • Negative attitude towards good sanitation and hygiene. 	<ul style="list-style-type: none"> • Government policies towards clean up exercise. 	<ul style="list-style-type: none"> • Lack of political will to enforce byelaws
		<ul style="list-style-type: none"> • Inadequate logistics for the environmental health Unit 		
Conclusion	Effective government support for the private sector and established environmental agencies coupled with adequate monitoring of projects can solve the problem of indiscriminate dumping of waste material.			

Adopted issues to be addressed	Strengths	Weakness	Opportunities	Threats
8. Inadequate maintenance mechanizes boreholes/ hand pump boreholes	<ul style="list-style-type: none"> • Availability of underground water sources (high water table) • Availability of Rivers 	<ul style="list-style-type: none"> • Some communities are unable to raise funds for repairs • Misuse of water resources • Scattered settlements • Inaccessibility of some communities 	<ul style="list-style-type: none"> • CWSA support • Existence of Donor support for interventions on water and sanitation • Favourable Government policy on water and sanitation 	<ul style="list-style-type: none"> • Inadequate funds • Effect of climate change

Conclusion	Lack of adequate access to potable water can be improved through the provision of more resources and effective collaboration of DA, Ghana Water Company and CWSA and NGOs.
-------------------	---

Adopted issues to be addressed	Strengths	Weakness	Opportunities	Threats
9. Nonfunctioning sub-district structure	<ul style="list-style-type: none"> Existence of office accommodation for 7 Town/Area councils Support of DA Existence of the information services department 	<ul style="list-style-type: none"> Inadequate office accommodation for Area Councils Low commitment level of DA 	<ul style="list-style-type: none"> Availability of relevant legislation Availability of donor support 	<ul style="list-style-type: none"> Government inability to operationalized decentralization fully
	<ul style="list-style-type: none"> Existence of community information centres Willingness of the local civil society organizations and other critical stakeholders to participate in local governance 			
Conclusion	Weak decentralization manifests in low productivity and moral among staff, low participation of CSOs, NGOs, and stakeholders especially women.			

Adopted issues to be addressed	Strengths	Weakness	Opportunities	Threats
10. Weak enforcement of planning and building regulations	<ul style="list-style-type: none"> • Existence of qualified staff of the District Works Department and Town and Physical Planning Department • Support of the District Administration • Community participation • Availability of auto photos • Cooperation of some landowners 	<ul style="list-style-type: none"> • Weak development control • Inadequate equipment and logistics • Weak enforcement of building regulations • Lack of cooperation between Assembly and private surveyors 	<ul style="list-style-type: none"> • Existence of donor support • Availability of survey department and land administration department • Government support towards land administration 	<ul style="list-style-type: none"> • Inadequate financial resources to fully resource and strengthen the structures
Conclusion	Logistical support and capacity building of staffing is low, to ensure proper spatial planning policies should be adopted by both government and the district assembly to build the capacity of staff.			

2: 12.1: Medium Term Needs Assessment and Future Development Projections.

The Asikuma Odoben Brakwa has various needs and projections focusing on various sectors to enhance the lives of its citizens.

Key areas of its needs include infrastructure development -upgrading of its deplorable roads as well as construction of bridges

Education, construction of new classroom blocks-kg, 3- and 6-unit classroom block and teacher's quarters.

Energy, extension of electricity to 40 communities

Health, renovation of some health facilities and construction of health facilities in eight communities.

Water and sanitation implement water projects, including mechanise boreholes and provision of public or institutional toilet facilities

Economics, construction of model market and renovation of market to support local economic development.

2: 12.2: Development Projections for 2026-2029

The development projections serve as preliminary to know the future populations for each year in the four-year medium-term planning period. It explained the overall scope within which the development of the district would take place since it provides information on the expected needs or services such as health, education, water etc. with respect to established population thresholds. The population for the planned period has been projected together with the social service requirement.

2: 12.3: Financial Projections

This seeks to project the sources of revenue inflow and outflow of the district for the planned period from 2026 to 2029. This is presented on the table below. The table also shows the baseline in 2024 as well as the figures for 2025.

Table: 2.12: Revenue projection for the planned period (MTDP 2026-2029)

TYPE	2024	2025	2026	2027	2028	2029
REVENUE ITEM	GHC	GHC	GHC	GHC	GHC	
IGF	728,934.00	801,827.40	882,010.14	970,211.15	1,067,232.27	1,173,955.50
GOG	6,399,950.83	7,039,945.91	7,743,940.50	8,518,334.55	9,370,168.01	10,307,184.81
DACF	2,671,903.53	2,939,093.88	3,233,003.27	3,556,303.60	3,911,933.96	4,303,127.35
DACF-RFG	1,553,160.00	1,708,476.00	1,879,323.60	2,067,255.96	2,273,981.56	2,501,379.71
OTHER TRANSFERS	-	-	-	-	-	-
DONORS	30,000.00	33,000.00	36,300.00	39,930.00	43,923.00	48,315.30

TOTAL	11,383,948.36	12,522,343.20	13,774,577.52	15,152,035.27	16,667,238.79	18,333,962.67
--------------	----------------------	----------------------	----------------------	----------------------	----------------------	----------------------

EXPENDITURE ITEM	2024	2025	2026	2027	2028	2029
	GHC	GHC	GHC	GHC	GHC	GHC
COMPENSATION	6,506,498.28	7,157,148.11	7,872,862.92	8,660,149.21	9,526,164.13	10,478,780.54
GOODS & SERVICES	3,982,681.21	4,380,949.33	4,819,044.26	5,300,948.69	5,831,043.56	6,414,147.92
CAPITAL EXPENDITURE	662,815.24	729,096.76	802,006.44	882,207.08	970,427.79	1,067,470.57
OTHERS	-	-	-	-	-	-
TOTAL	11,151,994.73	12,267,194.20	13,493,913.62	14,843,304.99	16,327,635.48	17,960,399.03

2:12.4: Population Projections

Since population is the center of all planning exercises and constitutes human resources with needs that vary according to size, composition and distribution over time, its forecast is essential tool for development planning. Other areas that require projection are the food needs, services requirements and finances for the plan period of 2026-2029. These projections form the basis for the Planning and Programming Phase of this Development Plan.

2:12.5: Yearly Population Projection

The yearly population of Asikuma-Odoben-Brakwa District has been projected for the next seven (7) years. The projection is based on the formula:

Table:2.13: The projected population with 2024 serving as the base year is shown in the table below.

YEAR	MALE	FEMALE	TOTAL
2024	66,777	70,513	137,290
2025	68,460	72,307	140,767
2026	69,916	73,864	143,780
2027	71,540	75,606	147,146
2028	73,170	77,358	150,528
2029	74,800	79,116	153,916
2030	76,431	80,878	157,309

Source: AOBDA. DSD, 2025

Table:2.14: Projected Populations of Some Selected Settlements in Asikuma-Odoben-Brakwa District

S/N	COMMUNITIES	2024	2025	2026	2027	2028	2029	2030
1	BREMAN ASIKUMA	22863	23160	23461	23766	24075	24388	24705
2	AGONA ODOBEN	14335	14521	14710	14901	15095	15291	15498
3	BREMAN BRAKWA	13615	13792	13971	14153	14337	14523	14712
4	KUNTUNASE	8039	8144	8250	8357	8466	8576	8688
5	BREMAN JAMRA	6201	6282	6364	6447	6531	6616	6702
6	BREMAN BEDUM	5897	5974	6052	6131	6211	6292	6374
7	BREMAN NWOMASO	3797	3846	3896	3947	3998	4050	4103
8	BREMAN BENIN	3114	3155	3196	3238	3280	3323	3366
9	BREMAN AMOANDA	2924	2962	3001	3040	3080	3120	3161
10	BREMAN AYIPEY	2847	2884	2922	2960	2999	3038	3078
11	BREMAN KOKOSO	2733	2769	2805	2841	2878	2915	2953
12	BREMAN FOSUANSA	2637	2671	2706	2741	2777	2813	2850
13	BREMAN BAAKO	2622	2656	2691	2726	2761	2797	2833
14	BREMAN AMANFOPONG	2251	2280	2310	2340	2370	2401	2432
15	BREMAN ANHWIAM	1792	1815	1839	1863	1887	1912	1937
16	SUPUNSO	1639	1660	1682	1704	1726	1748	1771
17	BREMAN ANOR MANTE	1408	1426	1445	1464	1483	1502	1522
18	NANKESE	1158	1173	1188	1203	1219	1235	1251
19	BREMAN TOWOBOASE	1132	1147	1162	1177	1192	1207	1223
20	FAKYENKO	1061	1075	1089	1103	1117	1132	1147

Source: AOBDA-DSD 2025

2: 12.6: Age Sex Structure

To appreciate the Age-Sex Structure of the District, the projected populations of the 2026-2029 plan period have been presented to cover the various age cohorts.

Table: 2.15 Projected Age Group for 2026-2029

Ages Group	% of Total Ppl	2026			2027			2028			2029		
		Male	Female	Total	Male	Female	Total	Male	Female	Total	Male	Female	Total

0-14	37%	27,450	25,747	53,197	28,093	26,351	54,444	28,739	26,956	55,695	29,386	27,563	56,949
15-29	26.4%	18,372	19,586	37,958	18,802	15-29	26.4%	18,372	19,586	37,958	18,802	15-29	26.4%
30-44	16.2%	11,017	12,275	23,292	11,275	30-44	16.2%	11,017	12,275	23,292	11,275	30-44	16.2%
45-59	11.8%	7,873	9,094	16,967	8,056	45-59	11.8%	7,873	9,094	16,967	8,056	45-59	11.8%
60+	8.6%	5,280	7,086	12,366	5,403	60+	8.6%	5,280	7,086	12,366	5,403	60+	8.6%

2:12.7: Housing projections for the district.

Projection of housing requirements for Asikuma-Odoben-Brakwa District Assembly is shown in the table below.

Table:2.16: Housing Requirements

Year	Projected population	Assumed occupancy rate
2026	137,290	6.2
2027	140,767	6.3
2028	143,780	6.3
2029	147,146	6.3
2030	150,528	6.3

Source: AOB-DS, 2025

2:12.8: Health Needs (Projected)

The Asikuma Odoben Brakwa health projection from 2026-2029 aims to improve healthcare access utilization particularly in rural areas.

The projections focus on the areas of maternal healthcare, healthcare infrastructure, environmental health and the health seeking behaviour of the district.

The district is challenge with certain healthcare accessibility and utilization particularly among the rural folks, the projection will also provide framework for improving healthcare outcomes in the district.

The variations in the health status are due to differential access to quality health care. Access to health care includes geographical and financial barriers. Geographically, there are Thirty-six (36) health facilities in District which are operational.

As indicated by the demographic projection, the population of the district will grow significantly within the plan period. This situation calls for an assessment of the demand for health services and facilities.

The plan is prepared in such that provision has been made in construction of new health facilities, expansion and renovation of existing facilities in the district

Table:2.17: Health Projection for 2026-2029

ITEM	2024 (Baseline)	2025	2026	2027	2028	2029
Doctor to Population Ratio	1:12,699	1:12,034	1:14,303	1:14,303	1:13,602	1:12,000
Nurse to Population Ratio	1:369	1: 290	1:300	1:300	1:300	1:300
Midwife to Women in Fertility Age (WIFA) population ratio	1:371	1:408	1:400	1:380	1:380	1:380
Maternal Mortality	1/115	1/125	1/125	1/125	1/125	1/125
Malaria case fatality (Institutional)	0	0	0	0	0	0
HIV Prevalence	2.5	1.9	2.0	2.1	2.1	2.2
Hospital	1	1	1	1	1	1
Polyclinic	2	2	2	2	2	2
Health centre	3	3	4	5	5	5
Clinic	1	1	1	1	1	1
CHPS compound	30	31	33	35	37	39

Source: AOB, GHS -2025

2:12.8: Agricultural Production Projections

Agriculture is the backbone of Asikuma Odoben Brakwa District local economy development. Summary of the agricultural activities give estimated production levels of major crops. Cassava, Plantain and Yam continue to be the major staple food of the people. Cocoa, Oil Palm and Rubber serve as the major cash crops in the district.

Table:2.18: Projections for Food Production.

Commodity	Production (MT)				
	2025	2026	2027	2028	2029
Maize	4,520	7,500tons	7,900tons	8,900tons	8,900tons
Rice	3,678	700tons	750tons	800tons	900tons

Cassava	5,654	75000tons	8000tons	8500tons	9000tons
Yam	1,237	1,349	1,656	1,738	1,829
Plantain	2,765	3500tons	4000tons	4500tons	5000tons
Cocoyam	654	3000tons	3500tons	4000tons	4500tons
Cattle	265	498	520	574	638
Sheep	1,543	15,500	16,000	16,500	17000
Goat	3,453	75000	80000	85000	90000
Pig	4,325	4,420	4,484	4,562	5,655
Poultry	7,650	12,000	12,000	13,000	14,000
Percentage of arable land under cultivation	54.53%	69%	75%	80%	85%

Source: AOBDA, DoFA, 2025

2:12.9: Sanitation Services Projections

Waste disposal facilities (skip containers) in Asikuma Odoben Brakwa District is inadequate considering the estimated waste generated annually of about **22,462.50** tons in 2024 and collected 4,620.00 with several **Six (6) Skip** Communal containers, there is a backlog of 17,842.5 waste uncollected and manage which may end up in stream, drains, and public places leading to flooding, causing outbreak of disease and offensive smell.

The district to curtail the improper disposal of waste for the plan period needed to procure 17 skip Communal containers to be able to properly manage the waste generation in the district.

Table:2.19: Projection for Refuse Containers.

No	Community	Refuse Containers		
		Current	Required	Backlog
1	Asikuma	5	9	4
2	Odoben	1	1	1
3	Brakwa	0	2	2
4	Kokoso	0	1	1
5	Jamra	0	1	1
6	Amanfopong	0	1	1
7	Bedum	0	1	1
8	Fosuansa	0	1	1
9	Kuntenase	0	1	1

10	Anwhiam	0	1	1
11	Benin	0	1	1
12	Baako	0	1	1
14	Adandan	0	1	1
	Total	6	22	17

Source: AOBDA-EHSU, 2025

Table: 2.20: Projected Water Points

Year	Pop.	Water Points			
		EX	ND	BL	AN
2026	68,469	298	218	218	218
2027	69,359		503	80	503
2028	70,261		518	16	518
2029	71,174		533	15	533

Source: DWST, AOBDA, 2025

2:12.10: Education Projection

The Asikuma Odoben District Educational projection from 2026-2029 focus on improving the quality of education, increasing access to educational facilities and then bridging the gap in infrastructure and resources.

Construction of new school buildings, renovation of existing ones and providing adequate furniture to ensure a conducive learning environment that met the expectation of increasing population of the plan period.

The Projection for educational needs is done based on assumptions included.

- The School Participation Rate (SPR) will be increasing by the end of the planned period due to government programs such as the School Feeding Programme, Capitation Grant, Free SHS, and ICT development.
- That available socio-economic infrastructure will motivate trained teachers to remain in the district whilst attracting more into the district.

The table below indicates classrooms, number of schools to be built and the furniture needed for the planning period for all levels.

Table: 2.21: Education projection for Pre-schools (KG)

Year	Population	Served	Unserved	Needed Classrooms	Schools needed	Tables Needed	Chairs Needed
2026	7,099	5,594	1,505	60	30 schools	300	1,505
2027	7,265	5,706	1,559	62	31 schools	310	1559
2028	7,432	5,826	1,606	64	32	320	1,606
2029	7,599	5948	1,651	66	33 schools	330	1,651

Table: 2.22: Education projection for Primary

Year	Population	Served	Unserved	Needed Classrooms	School needed	Desks Needed
2026	25,015	23,532	1,483	42	7 schools	742
2027	25,601	24,026	1,575	45	8 schools	788
2028	26,189	24,507	1,682	48	8 schools	841
2029	26,778	25,022	1,756	50	8 schools	878

Table: 2.23: Education projection for JHS

Year	Population	Served	Unserved	Needed Classrooms	Schools needed	Desk Needed
2026	10,908	8,780	2,128	71	24	1,065
2027	11,163	8,956	2,207	74	25	1,110
2028	11,420	9,135	2,285	76	25	1,140
2029	11,677	9,318	2,359	79	26	1,185

3:0: CHAPTER THREE: PRIORITISATION OF KEY DEVELOPMENT ISSUES

3:1: Introduction

This chapter also summaries development issues identified during the data collection and community needs assessment and prioritize the needs taking into consideration factors such as severity and diversity of the problem and intended benefits (social, economic, environmental etc.) of addressing it, significant linkage effect on meeting basic human needs and rights and significant effects in the sustainable spatial development of designated spaces or corridors. It also took the needs through SWOT analysis to enhance the formulation of appropriate strategies for more implementable-oriented plans.

3:2: Prioritization of Development Issues

The Prioritization of Development needs show the issues that have been identifying during data collection and weighted in order of importance and have come out with most pressing needs with weighted scores and ranked in table below.

Table: 3.1: Harmonization of development needs

Harmonization
1. Low involvement of communities in tourism development
2. Limited access to health service
3. Inadequate modern market and lorry parks
4. Poor infrastructure roads network connectivity
5. Child protection and gender mainstreaming issues
6. Poor sanitation and waste collection and management
7. Huge internally revenue generation revenue mobilization gap
8. Inadequate extension of electricity coverage in certain parts of the district.
9. Inadequate supply of Street Light bulbs
10. Inadequate internal revenue generation
11. Non-compliance disaster risk reduction law
12. Poor drainage system
13. High level of postharvest losses
14. Haphazard building due to weak enforcement of building regulations
15. 15. Inadequate educational infrastructure
16. Lack of communication network.

Table:3.2: Scoring and Ranking of Prioritized Development Issues

No.	Development Issues	Total Score	Weighted	Ranking
1.	Low involvement of communities in tourism development	12		15 th
2.	Limited access to health service	41		9 th
3.	Inadequate modern market and lorry parks	33		12 th
4.	Poor infrastructure roads network connectivity	67		3 rd
5.	Inadequate access to regular water supply	67		3 rd
6.	Poor sanitation and waste collection and management	55		6 th
7.	Low internally revenue generation gap	68		2 nd
8.	Inadequate extension of electricity coverage in certain parts of the district.	35		10 th
9.	Inadequate supply of Street Light bulbs	33		12 th
10.	Low interest in agriculture among the youth	53		7 th
11.	Child protection and gender mainstreaming issues	42		8 th
12.	Poor drainage system	58		5 th
13.	Low entrepreneurial skills among the youth	34		10 th
14.	High level of postharvest losses	23		14 th
15.	Haphazard building due to weak enforcement of building regulations	71		1 st
16.	Inadequate educational infrastructure	61		4 th
17.	Inadequate communication network	42		8 th
18.	Non-compliance disaster risk reduction law	32		13 th

The prioritisation process adopted by **2026-2029 MTDP** involved a comprehensive and inclusive approach using the following criteria

- Impact: potential impact on the district’s development goal and well-being of citizens
- Urgency: level of urgency and the need for intervention
- Feasibility: resources consideration and capacity
- Sustainability: potential for long term sustainability and benefit
- Alignment with national development goals and policies

Stakeholder input was also gathered through.

- Community consideration: meetings and focus group discussion with citizens, community leaders and traditional authorities
- Sectoral stakeholder’s meetings: consultation with sectoral experts
- Surveys and questionnaires

4.0: CHAPTER FOUR: DEVELOPMENT GOALS, OBJECTIVES AND STRATEGIES

4.1: Introduction

The identification of Asikuma-Odoben-Brakwa District development focus, goals, objectives and formulation of strategies were done through participatory approach by various stakeholders, Assembly members, Town and Area Council members, DPCU, NGOs working in the district and the Heads of Decentralized and Non-Decentralized Departments. The aim was to ensure that the district's goal conforms to the National Medium-Term Development Plan Framework (NMTDPF) 2026-2029. This chapter also captures the alignment of the District Development Plan with the National development objectives and strategies from NMTDPF, 2026-2029.

Table:4.1: Development Goals, Objectives, Strategies and Programme

Prioritized Issue	Goals	Objectives	Aligned National Objective	Strategies	Development Programme
DIMENSIONS/THEMATIC AREA					
ECONOMIC DEVELOPMENT					
Focus Area: Industrial Transformation					
Low involvement of communities in tourism development	Promoting diversity economics activities, improving infrastructure, enhancing value chain efficiency, and strengthening revenue mobilization	<ul style="list-style-type: none"> Ensure 45% community representation in tourism development by 2029 By the end of 2029 establish 1 tourist site 	Diversify and expand the tourism industry	Encourage community initiatives in tourism development and partner with chiefs and other traditional authorities to promote the commercialization of heritage festivals	Cultural and tourism modernisation programmes
Inadequate modern market and lorry parks		<ul style="list-style-type: none"> Complete construction of 1 modern market by the end of 2029. Increase market stores by 80% by the end of 2029 	Improve support for entrepreneurship and MSME development	Collaboration with private stakeholders to fund and implement market development projects	Local economic development programs
High level of postharvest losses		Decrease postharvest losses 80% to enhance food security by the end of 2029	Improve post-harvest management	Train farmers on proper techniques to minimise damage during harvesting and transportation. . Encourage processing and preservation techniques.	Local economic programme

Weak revenue generating capacity		Reforms revenue collection system	Strengthen fiscal decentralization	Provide training for revenue collectors	Revenue mobilisation programme
		through digital platform to enhance 75% efficiency in revenue collection by 2029 Identify about 60% new revenue items by the end of 2029		Implement accountability mechanisms	
SOCIAL DEVELOPMENT					
Focus Area: Health and Health Services					
Limited access to health service		Increase about 25% of health infrastructure by the end of 2029	Ensure equitable, affordable and quality Universal Health Coverage	Strengthening district and subdistrict health systems as the bedrock of the national primary healthcare strategy (SDG Targets 3.8, 16.6)	Health delivery programmes
Focus Area: Water, Environmental Sanitation and Hygiene	Improving access to quality social services, including healthcare, education, with a focus on quality inclusiveness and sustainability.				
Water and sanitation		Improve waste management system by increasing 45% of waste collection by 2029 Increase waste collection containers by 70% by 2029	Enhance access to improved and sustainable environmental sanitation services	Modernise landfill infrastructure Expand access to waste bins	Sanitation programme

Child protection and gender mainstreaming issues		Ensure 50 communities were sensitized on child protection and gender mainstreaming by the end of 2029	enhance social service delivery and gender mainstreaming in 50 communities by the end of 2029	Enhance the capacity of institutions, social welfare systems and communities to prevent and respond to child abuse and neglect. Implement program that empower women and girls in education, economic etc	Social Welfare and Gender Equality Programme
Focus Area: Education and Training					
Inadequate educational infrastructure		Increase educational infrastructure by 55% by the end of 2029 Construct 10 No. Educational facilities by the end of 2029 Procure 1400 No. furniture by the end of 2029	Enhance equitable access to, and participation in quality education at all levels	<ul style="list-style-type: none"> • Construct new schools in underserved communities • Renovate existing schools • Supply dual desks and teacher tables & chairs • Support schools with educational learning materials 	Educational infrastructure improvement programs
ENVIRONMENTAL AND HUMAN SETTLEMENT DEVELOPMENT					
Poor road infrastructure network and connectivity	Develop and maintain sustainable, resilient, and efficient infrastructure and human settlement ensuring access to reliable utilities,	Upgrade and maintain 100km of roads by the end of 2029 Reduce accidents by 99% by the end of 2029	Improve efficiency and effectiveness of road transport infrastructure and services	Reshaping of feeder roads Construction of New bridges Construction of Culvert	Road Infrastructure Programs
Inadequate extension of electricity coverage in certain parts of the district		Increasing % of household with access to electricity supply	Modernise and expand the national grid to ensure reliable power supply	Extend the electricity to reach more communities Reduce energy consumption	Rural electrification programs

Non-compliance of disaster risk reduction law	safe transportation networks, and disaster- resilient communities	Increases the compliance rate by 40% by the end of 2028	Improve national resilience to hydrological threats	Conduct public awareness campaigns to educate communities about disaster preparedness and prevention	Disaster prevention programmes
Focus area: Information and Communication Technology Development					
Lack of communication networks		Increase network coverage by 65% in unserved communities Reduce dropped calls by 65% by improve call clarity by 65% by the end of 2029	Upgrade and expand the national networks infrastructure to ensure reliable and widespread coverage	Laise with networks operators to construct communication mast	Communication Networks expansion programs
Weak enforcement of building regulations		Sensitization of 20 communities on building permit by the end of 2029	Intensify building regulations	Enforce building codes and standards at all levels (SDG Targets 11.3, 11)	Land use and spatial Development control programmes
Focus Area: Land Administration					
Poor drainage systems	Improve district drainage systems by 20% by 2029	Improve national resilience to hydrological threats	Develop and implement disaster prevention and mitigation plans (SDGs Target 11.5) (AU Target A1	Water and sanitation programmes	

GOVERNANCE AND INSTITUTIONAL DEVELOPMENT					
Focus Area: Local Governance and Decentralisation	<ul style="list-style-type: none"> • Enhancing transparency, accountability, and efficiency in governance, while promoting local development and public safety. 				
Inadequate supply of Street Light bulbs		<ul style="list-style-type: none"> • Always maintain at least a minimum of 300 streetlight bulbs • Ensure 99% of streetlight bulbs meet the required lumens per watt. 	Provide adequate and reliable streetlights to enhance safety and security	<ul style="list-style-type: none"> • Establish partnerships with reliable suppliers • Ensure timely delivery of high-quality bulbs • Identify and replace faulty bulbs regular 	Electricity development programmes
Focus Area: Public Policy and Management	<ul style="list-style-type: none"> • Enhancing transparency, accountability, and efficiency in governance, while promoting local development and public safety. 				
Weak functioning of sub-structures		<ul style="list-style-type: none"> • Provide training and capacity building programs for 90% of assembly members and unit committees by the of 2020 	Improve policy coherence and alignment with national development goals	<ul style="list-style-type: none"> • Strengthening coordination, collaboration, and consultations among key stakeholders in policy formulation • Establish mechanism for community participation and feedback. 	Local governance and institutional programmes

Table: 4.2: Goals compactivity analysis

GOAL	Promoting diversified economic activities, improving infrastructure, enhancing value chain efficiency, and strengthening revenue mobilization	Improving access to quality social services, including healthcare and education, with a focus on quality, inclusive and sustainability.	Develop and maintain sustainable, resilient, and efficient infrastructure and human settlement, ensuring access to reliable utilities, safe transportation networks, and disaster-resilient communities	Enhancing transparency, accountability, and efficiency in governance, while promoting local development and public safety
Promoting diversified economic activities, improving infrastructure, enhancing value chain efficiency, and strengthening revenue mobilization		Medium	Medium	High
Improving access to quality social services, including healthcare, education, with a focus on quality, inclusive and sustainability.			High	High
Develop and maintain sustainable, resilient, and efficient infrastructure and human settlement, ensuring access to reliable utilities, safe				Medium

transportation networks, and disaster- resilient communities				
Enhancing transparency, accountability, and efficiency in governance, while promoting local development and public safety				

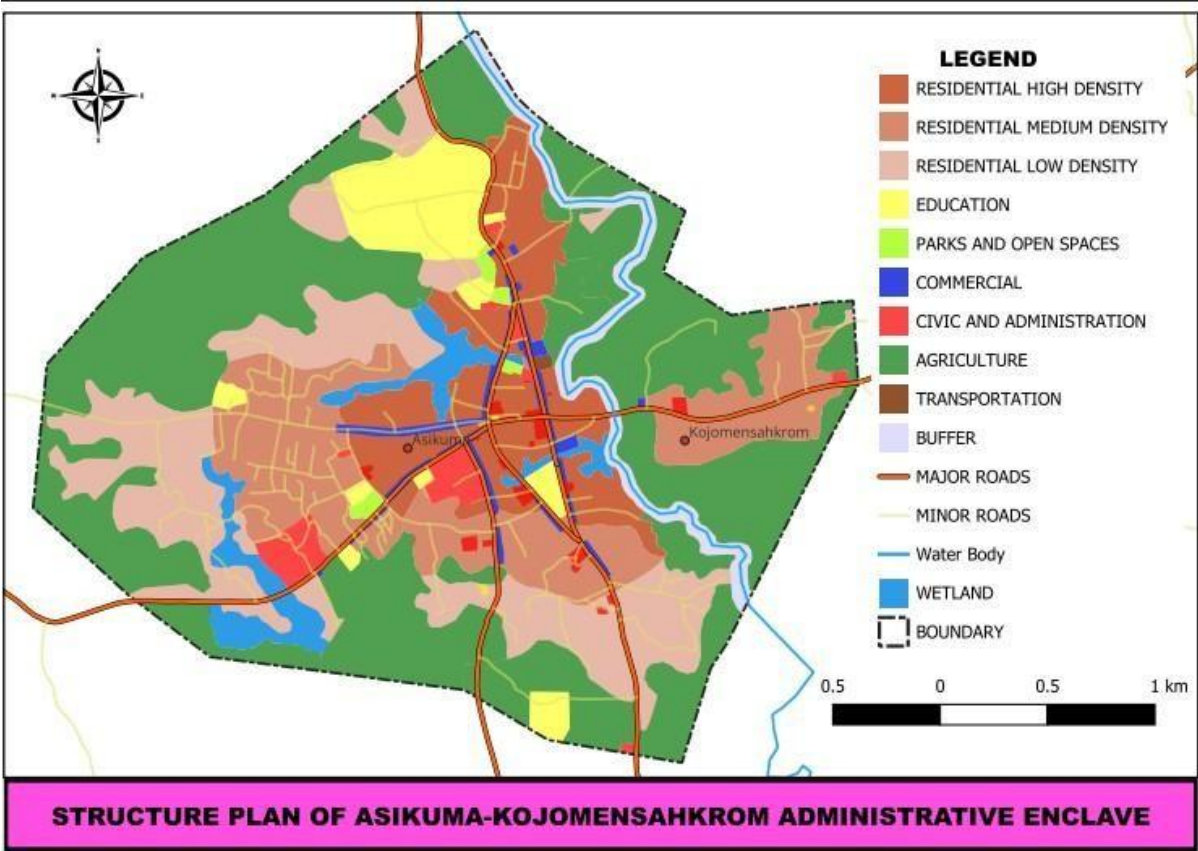
Source: DPCU-2025

4.2: Future Development Spatial Plan for the District

The Asikuma Odoben Brakwa future spatial development plan for 2026-2029 aims to promote sustainable spatial development, ensuring that district growth is managed in a way that balances economic, social and environmental needs. The plan focuses on creating a well-planned and livable district that supports the wellbeing of residents.

Figure: 4.1 Structure Development Framework (SDF)

Figure:4.2: Local Plan for Kojomensakrom



The structure plan of the Asikuma-Kojomensakrom Administrative Enclave presents a well-organized vision for land use and urban development. The zoning layout reflects a thoughtful balance between residential densities—high, medium, and low—strategically distributed to accommodate population growth while maintaining livability. The presence of designated areas for education, parks, and civic administration suggests a commitment to social infrastructure and public services. Major and minor roads are clearly delineated, ensuring connectivity between key

zones and facilitating mobility across the enclave. The inclusion of buffer zones and wetlands also indicates an awareness of environmental preservation and flood mitigation, which is crucial for sustainable urban planning. Commercial zones are concentrated in accessible areas, likely positioned to serve both Asikuma and Kojomensakrom efficiently, while agricultural lands on the periphery maintain the district's rural character and food security. The integration of water bodies and open green spaces enhances the ecological value of the enclave and provides recreational opportunities for residents. Overall, the structure plan reflects a holistic planning approach that balances economic activity, residential needs, environmental stewardship, and administrative functionality. It serves not only as a blueprint for development but also as a tool for guiding policy decisions and community engagement in shaping the future of the district

5.0: CHAPTER FIVE: COMPOSITE DEVELOPMENT PROGRAMMES

5.1 Introduction

This Section of the Medium-Term Programmes takes into consideration the inspiration from the harmonized development issues and projections made in the previous chapters. It therefore entails broad composite Programme of Actions (PoA) to be implemented within the four-year (4) period from 2026-2029. It also outlines the specific strategies and interventions to achieve the development objectives of the district. It therefore also takes into consideration broad composite Programme of Actions (PoA) to be implemented within the four-year period as well as the Indicative Financial Plan covering the same period.

The PoA consists of adopted goals and objectives from the Medium-Term Policy Framework, programmes, time schedule, indicative budgets and implementing agencies

(Lead/Collaborating). This is to assist in the monitoring and evaluation of the plan. The PoA was developed based on projections of needs related to population, education, sanitation, water, health, etc.

Table: 5.1: Programme of Action (PoA) for Asikuma Odoben Brakwa District Assembly

s/n	Development Programme	Time Frame (2026-2029)				Cost				Activity Status		Implementing Institution	
			2027	2028	2029	GOG	DACF	IGF	OTHER	New	On-Going	Lead	Collaborating
1.	Local Economic Development Programmes					73,000.00	16,508,000.00	154,000.00	475,000.00			DA	BAC/Partners/ Donors
2.	Agricultural Mechanisation and improvement programme					576,4000.00	770,000.00	-	900,000.00			DA	MoFA/Donors
3.	Cultural and modernisation program						120,000.00	80,000.00				DA	TA
4.	Revenue Mobilisation Programme					37,000.00	520,000.00	356,000.00	-			DA	GIZ/Partner
5.	Educational Infrastructure improvement and services delivery Programme					3,018,000.00	8,207,517.00	328,000.00	4,653,400.00			DA	GES/Partners
6.	Health services delivery programmes					20,530.00	10,721,000.00	-	3,184,000.00			DA	GHS/Partners
7.	Road's infrastructure improvement programme					10,000.00	9,280,000.00	112,500.00	-			DA	DRIP
8.	Rural Electrification Programmes					40,000.00	1,520,000.00	350,000.00	-			DA	ECG/Partners
9.	Disaster Prevention Programme					-	890,000.00	220,000.00	-			DA	NADMO

s/n	Development Programme	Time Frame (2026-2029)				Cost				Activity Status		Implementing Institution	
			2027	2028	2029	GOG	DACF	IGF	OTHER	New	On-Going	Lead	Collaborating
10.	Communication network expansion programme					-	-	80,000.00				DA	Telcos
11.	Land use and spatial planning programme					207,000.00	996,000.00	290,000.00				DA	Partners
12.	Social welfare and Gender Equality Programme					345,540.00	216,000.00	95,000.00	1,360,000.00			DA	Donors / Partners
13.	Water and Sanitation Programme					-	4,408,201.95	1,850,620.00	120,000.00			DA	NGOs/CWS
14.	Local governance and institutional programmes					190,000.00	28,395,650.00	3,034,000.00	459,755.00			DA	MLGCRA
15.													

Table 5.2: Programme Financing from 2026-2029

DEVELOPMENT DIMENSION	PROGRAMME (PBB)	PROGRAMME COST (A)	EXPECTED REVENUE AND SOURCE OF FUNDING (B)						TOTAL (B)	GAP (C)=B-A	MECHANISM TO FILL THE GAP
			GOG	DACF	IGF	DACFRFG	DP	OTHERS			
Economic Development	Programme.1 Local Economic Development	20,136,458.00	-	16,508,000.00	70,000.00		475,000.00		17,035,000.00	-3,101,458.00	Modern technology to generate enough IGF to close the gap
	Programme. 2 Cultural and modernisation program	423,450.00	-	120,000.00	80,000.00			-	200,000.00	-223,450.00	BOT arrangement to close the gap
	Programme. 3 Agricultural Mechanisation and improvement programme	4,945,900.00	577,800.00	770,000.00	0		3,104,000.00		4,451,800.00	-494,100.00	Seeking donor support.
	Programme 4 Revenue Mobilisation	1,245,052.00	57,000.00	540,000.00	101,000.00				698,000.00	-547,052.00	Adoption of modern technology of IGF collection
	Programme.1 Social Service Delivery	4,331,322.00	456,540.00	280,000.00	151,000.00	1,200,000.00	160,000.00		2,247,540.00	-2,083,782.00	Solicitation for donors support to close the gap

	Programme 2 Educational Infrastructure improvement and services delivery Programme	50,979,407.89	0	39,466,500.00	940,000.00		3,660,000.00	993,400.00	45,059,900	-5,919,507.89	Solicit for fund within external and Internal
	Programme 3 Health services delivery programmes	15,732,201.00	20,530.00	10,619,101.84	-		2,400,000.00	586,000.00	13,628,631.18	-2,103,569.82	Seeking for external support
	Programme 4 Communication network expansion programme	115,250.00			80,000.00				80,000.00	-35,250	Rely on philanthropies/ NGOs/ communities
Environment, Infrastructure and Human Settlements	Programme. 1 Road Infrastructure Improvement Programme	14,234,890.00	10,000.00	9,352,000.00	112,500.00	-	-	-	9,474,500.00	-4,760,390.00	BOT/PPP arrangement to close the gap
	Programme 2 Rural Electrification Programmes	5,167,380.40	40,000.00	1,520,000.00	350,000.00				1,910,000.00	-4,760,390	Rely on philanthropies/ NGOs/ communities
	Programme.3 Disaster Prevention Programme	2,601,670.60	-	890,000.00	220,000.00	-	-	-	1,110,000.00	1,491,670.60-	Seeking the support of partnership.
	Programme 4 Land Use and	3,789,054.00	207,000.00	996,000.00	290,000.00				1,493,000.00	-2,296,054.00	Collaborating with DPs

	Spatial Planning										
	Programme 5 Water and Sanitation Programme	8,809,348.45	-	5,492,220.95	1,070,620.20		0		6,562,841.15	-2,246,507.30	Seek for external support
Governance, Corruption and Public Accountability	Programme.1 Management and Administration	35,272,459.65	178,000.00	28,378,650.00	3,058,000.00		585,000.00		32,199,650.00	-3,072,809.65	Seek for donor support
Total		167,783,843.99	1,546,870.00	114,932,472.04	6,523,120.20	1,200,000.00	10,384,000.00	1,579,400	136,165,862.2	-31,617,981.79	Seek for donor support

Source: AOBDA-Budget, 2025

5: 2 Financing the Financial Gap

A cursory look at the analysis above indicates that the total projected cost of financing the Medium-Term Development Plan (2026-2029) is One Hundred and Sixty-Seven Million, Seven Hundred and Eighty-Three Thousand, Eight Hundred and Forty-Three Ghana Cedis and Ninety-Nine Pesewas (**GHC167,783,843.99**). However, within the plan period, projected revenue, which could be generated from the traditional sources, would amount to One Hundred and Thirty-Three Million, Nine Hundred and Ten Thousand, Nine Hundred and Seventy-Nine Ghana Cedis and Thirty-Six pesewas (**GHC 133,910,979.36**).

This means that there is a financial gap of Thirty-One Million, Six Hundred and Seventeen Thousand, Nine Hundred and Eighty-One Ghana and Seventy-Nine pesewas (**GHC 31,617,981.79**) would have to be mobilized from external donors and partners to cater for the shortfall.

5.3 Costing assumption rate for the MTDP (2026-2029)

To effectively implement the 2026-2029 MTDP, the Asikuma Odoben Brakwa District has adequately estimate cost assumption of expenditure to the implementation of some key projects and programmes, these was very necessary due to historical incidence of unstable inflation of the economy associated with budgeted cost of project, material cost etc.

The annual projected inflation rate for 2026-2029 MTDP is estimated as follows.

2026: 5.5%
2027: 6%
2028: 6.5%
2029: 7%

Price Indices

Due to changes of price of goods and service due to unstable inflation associated with cost of living or with the economic factors, The implementation of 2026-2029 MTDP adopted consumer price index to measure certain changes of goods and service in the areas such as budget adjustment for the allocation of projects and programs, revenue projection from local taxes, fees and charges.

The annual projected inflation rate for price indices for 2026-2029 MTDP is estimated as follows.

2026: 5.5%
2027: 6%
2028: 6.5%
2029: 7%

5.4 Strategic Environmental Assessments (SEA)

Strategic Environmental Assessment (SEA) is a tool used to evaluate the environmental implications of proposed policies, plans and programmes. is increasingly emerging as a major

tool for developing and analysing strategic actions (policies, plans and programmes – PPPs) to ensure that they adequately mainstream the concept of sustainability and thereby responding to the need for balancing socio-economic development with the requirement for conserving and enhancing the natural capital on which all lives depend.

The Asikuma Odoben Brakwa District Assembly therefore prepared this assessment to achieve the aim of adequately mainstreaming the policies, plans and programmes – PPPs of its Medium-Term Development Plan.

5.5 The Sustainability Test

This matrix provides a simple technique that can be used by all stakeholders without needing specialist knowledge (although that helps) to analyse programmes. The tool is designed to give a visual and quantitative measure to the extent to which a particular programme can provide sustainable growth and development. It also gives equal weight to social/cultural, economic and natural resource issues.

Scale	0	1	2	3	4	5
Effects	Not Relevant	Works Strongly against the aim	Works against the aim	On balance has neutral effects on the aim	Supports the aim	Strongly supports the aim
Colour	Not Relevant	Red	Red	Yellow	Green	Green

Table 5.3: Sustainability Test for Local Economic Development Programmes

Description of Programme: Construction of 24hr modern market								
CRITERIA - BASIC AIMS AND OBJECTIVES	INDICATORS	PERFORMANCE MEASURES						
EFFECT ON NATURAL RESOURCES								
Protected Areas and Wildlife: should be conserved and these resources should be enhanced where practical.	Sensitive areas shown on maps	0	1	2	3	4	5	
Degraded Land: Areas vulnerable to degradation should be avoided, and already degraded land should be enhanced.	Vulnerable areas shown on maps	0	1	2	3	4	5	
Energy: The Activity should encourage efficient energy use and maximize use of renewable rather than fossil fuels	Quantity and type of fuel/energy to be identified	0	1	2	3	4	5	
Pollution: Discharges of pollutants and waste products to the atmosphere, water and land should be avoided or minimized.	Quantity and type of pollutants and waste to be identified	0	1	2	3	4	5	
Use of Raw Materials: All raw materials should be used with Maximum efficiency and recycled where practical.	Quantity and type of materials to be assessed	0	1	2	3	4	5	
Rivers and Water bodies: should retain their natural character	Minimum flows/water levels to be set	0	1	2	3	4	5	
EFFECT ON SOCIAL AND CULTURAL CONDITIONS								
Local Character: and cohesion of local communities should be and enhanced where practical.	Opinions of local communities to be assessed	0	1	2	3	4	5	
Health and Well-being: The Activity should benefit the workforce, and local communities in terms of health and well-being nutrition, shelter, education and cultural expression.	Number of people exposed to waterborne disease or lacking adequate food and shelter to be assessed.	0	1	2	3	4	5	
Gender: The Activity should empower women	Number of women to be empowered	0	1	2	3	4	5	
Job Creation: The activity should create jobs for local people particularly women and young people.	Number of people to be employed	0	1	2	3	4	5	
Participation: Active participation and involvement of local communities should be encouraged (especially vulnerable and Excluded sections).	Level of participation proposed	0	1	2	3	4	5	
Access to Land: Activity should improve access to land	Number of the poor to be assisted	0	1	2	3	4	5	
Access to Water: Activity should improve access to water	Number of the poor to be assisted	0	1	2	3	4	5	
Access to Transport: Activity should improve access to Transport	Number of the poor to be assisted	0	1	2	3	4	5	
Sanitation: Activity should improve sanitation	Number of the poor to be assisted		1	2	3	4	5	

Equity: Adverse and beneficial impacts from development should be distributed equitably and should not discriminate against any groups, especially vulnerable and excluded people	Number of the poor to benefit on equitable terms	0	1	2	3	4	5
Vulnerability and Risk: of drought, bushfire, floods crises and Conflicts and epidemics should be reduced.	Occurrence to be noted and monitored	0	1	2	3	4	5
EFFECTS ON THE ECONOMY							
Growth: The PPP should result in development that encourages strong and stable conditions of economic growth.	Economic output to be evaluated	0	1	2	3	4	5
Use of local materials and services: The PPP should result in the use of raw materials and services from local industries where possible	Description of sources	0	1	2	3	4	5
Local Investment of Capital: Development should encourage the local retention of capital and the development of downstream industries, utilizing local raw materials, products and labour.	Description of investment strategy	0	1	2	3	4	5

Table 5.4: Sustainability Test: Educational Infrastructure and services delivery programme

Description of Programme: construction of classroom blocks with ancillary facilities							
CRITERIA - BASIC AIMS AND OBJECTIVES	INDICATORS	PERFORMANCE MEASURES					
EFFECT ON NATURAL RESOURCES							
Protected Areas and Wildlife: should be conserved and these resources should be enhanced where practical.	Sensitive areas shown on maps	0	1	2	3	4	5
Degraded Land: Areas vulnerable to degradation should be avoided, and already degraded land should be enhanced	Vulnerable areas shown on maps	0	1	2	3	4	5
Energy: The Activity should encourage efficient energy use and maximize use of renewable rather than fossil fuels	Quantity and type of fuel/energy to be identified	0	1	2	3	4	5
Pollution: Discharges of pollutants and waste products to the atmosphere, water and land should be avoided or minimized.	Quantity and type of pollutants and waste to be identified	0	1	2	3	4	5
Use of Raw Materials: All raw materials should be used with Maximum efficiency and recycled where practical.	Quantity and type of materials to be assessed	0	1	2	3	4	5
Rivers and Water bodies: should retain their natural character	Minimum flows/water levels to be set	0	1	2	3	4	5
EFFECT ON SOCIAL AND CULTURAL CONDITIONS							

Local Character: and cohesion of local communities should be enhanced where practical.	Opinions of local communities to be assessed	0	1	2	3	4	5
Health and Well-being: The Activity should benefit the workforce, and local communities in terms of health and well-being nutrition, shelter, education and cultural expression.	Number of people exposed to waterborne disease or lacking adequate food and shelter to be assessed.	0	1	2	3	4	5
Gender: The Activity should empower women	Number of women to be empowered	0	1	2	3	4	5
Job Creation: The activity should create jobs for local people particularly women and young people.	Number of people to be employed	0	1	2	3	4	5
Participation: Active participation and involvement of local communities should be encouraged (especially vulnerable and Excluded sections).	Level of participation proposed	0	1	2	3	4	5
Access to Land: Activity should improve access to land	Number of the poor to be assisted	0	1	2	3	4	5
Access to Water: Activity should improve access to water	Number of the poor to be assisted	0	1	2	3	4	5
Access to Transport: Activity should improve access to Transport	Number of the poor to be assisted	0	1	2	3	4	5
Sanitation: Activity should improve sanitation	Number of the poor to be assisted	0	1	2	3	4	5
Equity: Adverse and beneficial impacts from development should be distributed equitably and should not discriminate against any groups, especially vulnerable and excluded people	Number of the poor to benefit on equitable terms	0	1	2	3	4	5
Vulnerability and Risk: of drought, bushfire, floods crises and Conflicts and epidemics should be reduced.	Occurrence to be noted and monitored	0	1	2	3	4	5
EFFECTS ON THE ECONOMY							
Growth: The PPP should result in development that encourages strong and stable conditions of economic growth.	Economic output to be evaluated	0	1	2	3	4	5
Use of local materials and services: The PPP should result in the use of raw materials and services from local industries where possible	Description of sources	0	1	2	3	4	5
Local Investment of Capital: Development should encourage the local retention of capital and the development of downstream industries, utilizing local raw materials, products and labour.	Description of investment strategy	0	1	2	3	4	5

Table 5.5: Sustainability Test: Health care service delivery Programme

Description of Programme: construct of health facilities							
CRITERIA - BASIC AIMS AND OBJECTIVES	INDICATORS	PERFORMANCE MEASURES					
EFFECT ON NATURAL RESOURCES							
Protected Areas and Wildlife: should be conserved and these resources should be enhanced where practical.	Sensitive areas shown on maps	0	1	2	3	4	5
Degraded Land: Areas vulnerable to degradation should be avoided, and already degraded land should be enhanced	Vulnerable areas shown on maps	0	1	2	3	4	5
Energy: The Activity should encourage efficient energy use and maximize use of renewable rather than fossil fuels	Quantity and type of fuel/energy to be identified	0	1	2	3	4	5
Pollution: Discharges of pollutants and waste products to the atmosphere, water and land should be avoided or minimized.	Quantity and type of pollutants and waste to be identified	0	1	2	3	4	5
Use of Raw Materials: All raw materials should be used with Maximum efficiency and recycled where practical.	Quantity and type of materials to be assessed	0	1	2	3	4	5
Rivers and Water bodies: should retain their natural character	Minimum flows/water levels to be set	0	1	2	3	4	5
EFFECT ON SOCIAL AND CULTURAL CONDITIONS							
Local Character: and cohesion of local communities should be enhanced where practical.	Opinions of local communities to be assessed	0	1	2	3	4	5
Health and Well-being: The Activity should benefit the workforce, and local communities in terms of health and well-being nutrition, shelter, education and cultural expression.	Number of people exposed to waterborne disease or lacking adequate food and shelter to be assessed.	0	1	2	3	4	5
Gender: The Activity should empower women	Number of women to be empowered	0	1	2	3	4	5
Job Creation: The activity should create jobs for local people particularly women and young people.	Number of people to be employed	0	1	2	3	4	5
Participation: Active participation and involvement of local communities should be encouraged (especially vulnerable and Excluded sections).	Level of participation proposed	0	1	2	3	4	5
Access to Land: Activity should improve access to land	Number of the poor to be assisted	0	1	2	3	4	5
Access to Water: Activity should improve access to water	Number of the poor to be assisted	0	1	2	3	4	5
Access to Transport: Activity should improve access to Transport	Number of the poor to be assisted	0	1	2	3	4	5

Sanitation: Activity should improve sanitation	Number of the poor to be assisted	0	1	2	3	4	5
Equity: Adverse and beneficial impacts from development should be distributed equitably and should not discriminate against any groups, especially vulnerable and excluded people.	Number of the poor to benefit on equitable terms	0	1	2	3	4	5
Vulnerability and Risk: of drought, bushfire, floods crises and Conflicts and epidemics should be reduced.	Occurrence to be noted and monitored	0	1	2	3	4	5
EFFECTS ON THE ECONOMY							
Growth: The PPP should result in development that encourages strong and stable conditions of economic growth.	Economic output to be evaluated	0	1	2	3	4	5
Use of local materials and services: The PPP should result in the use of raw materials and services from local industries where possible	Description of sources	0	1	2	3	4	5
Local Investment of Capital: Development should encourage the local retention of capital and the development of downstream industries, utilizing local raw materials, products and labour.	Description of investment strategy	0	1	2	3	4	5

Table 5.6: Sustainability Test: Water, Sanitation and Hygiene Programme (WASH)

Description of Programme: construction of mechanise Boreholes							
CRITERIA - BASIC AIMS AND OBJECTIVES	INDICATORS	PERFORMANCE MEASURES					
EFFECT ON NATURAL RESOURCES							
Protected Areas and Wildlife: should be conserved and these resources should be enhanced where practical.	Sensitive areas shown on maps	0	1	2	3	4	5
Degraded Land: Areas vulnerable to degradation should be avoided, and already degraded land should be enhanced	Vulnerable areas shown on maps	0	1	2	3	4	5
Energy: The Activity should encourage efficient energy use and maximize use of renewable rather than fossil fuels	Quantity and type of fuel/energy to be identified	0	1	2	3	4	5
Pollution: Discharges of pollutants and waste products to the atmosphere, water and land should be avoided or minimized.	Quantity and type of pollutants and waste to be identified	0	1	2	3	4	5
Use of Raw Materials: All raw materials should be used with Maximum efficiency and recycled where practical.	Quantity and type of materials to be assessed	0	1	2	3	4	5

Rivers and Water bodies: should retain their natural character	Minimum flows/water levels to be set	0	1	2	3	4	5
EFFECT ON SOCIAL AND CULTURAL CONDITIONS							
Local Character: and cohesion of local communities should be enhanced where practical.	Opinions of local communities to be assessed	0	1	2	3	4	5
Health and Well-being: The Activity should benefit the workforce, and local communities in terms of health and well-being nutrition, shelter, education and cultural expression.	Number of people exposed to waterborne disease or lacking adequate food and shelter to be assessed.	0	1	2	3	4	5
Gender: The Activity should empower women	Number of women to be empowered	0	1	2	3	4	5
Job Creation: The activity should create jobs for local people particularly women and young people.	Number of people to be employed	0	1	2	3	4	5
Participation: Active participation and involvement of local communities should be encouraged (especially vulnerable and Excluded sections).	Level of participation proposed	0	1	2	3	4	5
Access to Land: Activity should improve access to land	Number of the poor to be assisted	0	1	2	3	4	5
Access to Water: Activity should improve access to water	Number of the poor to be assisted	0	1	2	3	4	5
Access to Transport: Activity should improve access to Transport	Number of the poor to be assisted	0	1	2	3	4	5
Sanitation: Activity should improve sanitation	Number of the poor to be assisted	0	1	2	3	4	5
Equity: Adverse and beneficial impacts from development should be distributed equitably and should not discriminate against any groups, especially vulnerable and excluded people	Number of the poor to benefit on equitable terms	0	1	2	3	4	5
Vulnerability and Risk: of drought, bushfire, floods crises and Conflicts and epidemics should be reduced.	Occurrence to be noted and monitored	0	1	2	3	4	5
EFFECTS ON THE ECONOMY							
Growth: The PPP should result in development that encourages strong and stable conditions of economic growth.	Economic output to be evaluated	0	1	2	3	4	5
Use of local materials and services: The PPP should result in the use of raw materials and services from local industries where possible	Description of sources	0	1	2	3	4	5
Local Investment of Capital: Development should encourage the local retention of capital and the development of downstream industries, utilizing local raw materials, products and labour.	Description of investment strategy	0	1	2	3	4	5

Description of Programme: reshaping of 20km of feeder road							
CRITERIA - BASIC AIMS AND OBJECTIVES	INDICATORS	PERFORMANCE MEASURES					
EFFECT ON NATURAL RESOURCES							
Protected Areas and Wildlife: should be conserved and these resources should be enhanced where practical.	Sensitive areas shown on maps	0	1	2	3	4	5
Degraded Land: Areas vulnerable to degradation should be avoided, and already degraded land should be enhanced	Vulnerable areas shown on maps	0	1	2	3	4	5
Energy: The Activity should encourage efficient energy use and maximize use of renewable rather than fossil fuels	Quantity and type of fuel/energy to be identified	0	1	2	3	4	5
Pollution: Discharges of pollutants and waste products to the atmosphere, water and land should be avoided or minimized.	Quantity and type of pollutants and waste to be identified	0	1	2	3	4	5
Use of Raw Materials: All raw materials should be used with Maximum efficiency and recycled where practical.	Quantity and type of materials to be assessed	0	1	2	3	4	5
Rivers and Water bodies: should retain their natural character	Minimum flows/water levels to be set	0	1	2	3	4	5
EFFECT ON SOCIAL AND CULTURAL CONDITIONS							
Local Character: and cohesion of local communities should be enhanced where practical.	Opinions of local communities to be assessed	0	1	2	3	4	5
Health and Well-being: The Activity should benefit the workforce, and local communities in terms of health and well-being nutrition, shelter, education and cultural expression.	Number of people exposed to waterborne disease or lacking adequate food and shelter to be assessed.	0	1	2	3	4	5

Table 5.7: Sustainability Test: District Road Improvement Programme

Gender: The Activity should empower women	Number of women to be empowered	0	1	2	3	4	5
Job Creation: The activity should create jobs for local people particularly women and young people.	Number of people to be employed	0	1	2	3	4	5
Participation: Active participation and involvement of local communities should be encouraged (especially vulnerable and Excluded sections).	Level of participation proposed	0	1	2	3	4	5
Access to Land: Activity should improve access to land	Number of the poor to be assisted	0	1	2	3	4	5
Access to Water: Activity should improve access to water	Number of the poor to be assisted	0	1	2	3	4	5
Access to Transport: Activity should improve access to Transport	Number of the poor to be assisted	0	1	2	3	4	5
Sanitation: Activity should improve sanitation	Number of the poor to be assisted	0	1	2	3	4	5

Equity: Adverse and beneficial impacts from development should be distributed equitably and should not discriminate against any groups, especially vulnerable and excluded people	Number of the poor to benefit on equitable terms	0	1	2	3	4	5
Vulnerability and Risk: of drought, bushfire, floods crises and Conflicts and epidemics should be reduced.	Occurrence to be noted and monitored	0	1	2	3	4	5
EFFECTS ON THE ECONOMY							
Growth: The PPP should result in development that encourages strong and stable conditions of economic growth.	Economic output to be evaluated	0	1	2	3	4	5
Use of local materials and services: The PPP should result in the use of raw materials and services from local industries where possible	Description of sources	0	1	2	3	4	5
Local Investment of Capital: Development should encourage the local retention of capital and the development of downstream industries, utilizing local raw materials, products and labour.	Description of investment strategy	0	1	2	3	4	5

6:0 CHAPTER SIX: ANNUAL ACTION PLANS

6.1 Introduction

This section of the plan indicates the arrangement put in place for the implementation of the plan for each year over the 4-year period. It was extracted from the Programme of Action.

The Annual Action Plan would be implemented by the Departments and Agencies of the District Assembly in collaboration with NGOs, CSOs, FBOs and the Private sector. The implementation of the plan would be supported by timely inflow of resources in order not to distort its schedule

6.2 Implementation Plan

The Composite Annual Action Plan phases out the District Composite Programme of Action into realistic time frame to be implemented by the Departments and Agencies of the DAs, NGOs, the Private Sector and Communities. Implementation involves translating the plan into actions to achieve the set objectives.

In the Annual Action Plan, more detailed activities to be undertaken in the implementation of the selected projects are presented. The Annual Plan, also known as the Work Plan, serves as the basis for disbursement of all funds for the first year and subsequent years of the four years.

Parameters used in the selection of annual projects include:

- Projects which require immediate awareness creation through public education.
- Projects which satisfy the immediate needs of the people
- On-going projects in the district
- Projects whose costs could be accommodated within the year.
- Projects which will have immediate impact on poverty reduction, good governance, employment generation and growth
- Legacy projects are critical in solving social problems

Table 6.1: Annual Action Plan for 2026

s/n	Programmes/Projects (Activities)	Location	Time Frame (2026)				Cost				Project Status		Implementing Institution/ Department	
			Q1	Q2	Q3	Q4	GOG	DACF	IGF	Other	New	Ongoing	Lead	Collaborating
ECONOMIC DEVELOPMENT														
Objectives: undertake 1no. modern market and store by the end of 2029														
Programmes: Local Economic Development														
1	Registration of 20no. business	Asikuma								12,000.00			BAC	DA
2	Organize Proficiency Examination for 10no. NVTI students	Asikuma								5,000.00			BAC	DA
3	Organise 2No. business forum	Asikuma							10,000.00				BAC	DA
4	Business council for 12no. SME, s	Asikuma								3,000.00			BAC	DA
5	Organise Led meetings	Asikuma							7,500.00				BAC	DA
6	Business Counselling and Fellow up for 50no. MSME, s	Asikuma								3,750			BAC	DA

7	Business Management Training for 5no. MSME, s	Asikuma							3,750			BAC	BAC/REP
8	GEA Client Registration	Asikuma							8,750			BAC	DP
9	CBT in Baking and Confectionery	Asikuma							7,500			BAC	DP
10	Construction 1no. Modern Markets	Asikuma					5,333,333.33					DWD	DA/DP
11	Construction of 1no. 12unit Lockable Stores with Meters	Asikuma					480,000.00					DWD	DA/DP
12	Construction of 2no. 6unit Lockable Stores with Meters	Asikuma							300,000.00			DWD	DA/DP
13	Monitor five of the one hundred and fifty (150) Teenage Girls who were trained in Apprenticeship in five communities (Gender Mainstreaming)	District wide				6,250.00		12,000.00				SWCD	DA
14	Monitor 5no. Women Groups under Economic Empowerment Programme (Gender Mainstreaming)	District wide				6,500.00	7,000.00					SWCD	DA

Objective: Decrease postharvest losses by 80% to enhance food security by the end of 2029

Programmes: Agricultural development Programme

15	Organise 3no. field days for crop and livestock farmers in the district	District Wide					8,000	14,000.00					DoFA	FBOs
16	Measure 25no. fields and establish yield plots annually and monitor Feed Ghana Activities	District Wide					13,200	20,000.00					DoFA	GSS
17	Organize 1no RELC session for Researchers, DDA, DAOs, AEAs and FBOs/ farmers by	District Wide					6,000	10,000.00					DoFA	RDA
18	Establish 5no. demonstrations on rice and cassava production technologies and 2no. simple housing structure for small ruminants	District Wide					18,500	30,000.00					DoFA	DA
19	Undertake 12no. radio based agricultural education programmes on livestock, crop and veterinary activities	District Wide					3,600	7,500.00					DoFA	DA

20	Undertake 168no. monitoring and 1,200no. home visits and by 7 District Agricultural Officers annually.	District Wide					56,150.00	55,000.00			120,000.00		DoFA	DA
21	Training of 20no. women in rice farming, fruit processing farmers and packaging annually	District Wide					10,000	10,000.00			30,000.00		DoFA	DA/DP
22	Undertake 4no. clinical interventions and other logistics for prophylactic and curative treatment for small ruminants and pets annually	District Wide					4,000	10,500.00			15,000.00		DoFA	EPA/PPR SD
23	Monitor and train 4no. Inputs dealers and supervise 4no. agro input shops in the district	District Wide					7,000	20,000.00			30,000.00		DoFA	DA/DP
24	Educate 4no. farmers on pest and diseases identification and management in 4no. communities	District Wide					4,000	15,500					DoFA	GSA

25	Training of 125no. oil palm farmers in processing and packaging and another training for 500no. farmers on GAAP Financial literacy annually.	District Wide					14,000				30,000.00			DoFA	DA
26	Facilitate and monitor the implementation of safety Net Project 2 programmes in 3 communities	Ayihey, Anhwiam, Nkansando									600,000.00				DA
Objectives: Reforms revenue collection system through digital platform to enhance 75% efficiency in revenue collection by 2029															
Programme: Revenue mobilization programme															
27	Update RIAP	Asikuma					30,000.00							Finance	DA
28	Organise 4no. Sensitization of Communities on Tax Education and Government Policies and Programmes	District wide					20,000.00	15,000.00						Finance	DA
29	Organize 1no. meeting for revenue collectors	All Town and Area Councils								15,000.00				Finance	DA
30	Undertake 3No. monthly market readings on selected items	District Wide					5,500.00			9,000.00				STATS	DA

31	Undertake 4No. enumerations of taxable properties and services	District Wide					3,750.00	10,000	5,000.00				STATS	DA
32	Develop 1No. Database of trained apprentices and artisans within the district.	District Wide					5,000.00	5,000.00	11,125.00				STATS	DA/DP
Objectives: By the end of 2029 establish 1 tourist site														
Programme: Cultural and tourism modernization programmes														
33	Support to Cultural Activities	District wide						30,000.00	20,000.00				CNC	DA/TC
SOCIAL DEVELOPMENT														
Objectives: Increase educational infrastructure by 55% by the end of 2029														
Programme: Educational service delivery and infrastructure improvement programmes														
34	Organize No. Orientation for the Newly recruited teachers	District Wide								105,000.00			GES	
35	Organize No. Induction training for Newly Qualified Teachers (NQT)	District Wide								42,000.00			GES	DA
36	Organize 2No. Common Core Programme (CCP) Curriculum									36,500.00			GES	DA

37	Undertake 4No. Monitoring of Schools	District wide							13,600.00			GES	NGOs/DA
38	Organize No. Orientation for JHS candidates	District wide							20,500.00			GES	DA
39	Organize No. My First Day at School	Selected Schools						31,000.00	15,000.00	12,000.00		GES	DA
40	Support BECE Mock Exams	District wide						35,500.00	30,000.00	18,750.00		GES	DA
41	Supply of 4000no. of Dual Desk and 200no teacher's tables	District wide						2,192,000.00				GES	DA/Donor
42	Completion of 1No. Nurses/Teaches Quarters	Bedum						65,000.00				GES	DA
43	Construction of 2No. Teaches Quarters	Sowutuom Wasabia mpa						1,700,000.00	60,000.00	1,700,000.00			
47	Construction of 3No. 2unit KG block with ancillary facility and Furniture	Odoben, Odumkw eku, Suponso						2,397,500.00				GES	DA/DP
44	Construction of 1No. 3unit classroom block with ancillary Facility and dual desk	Kawano pado						1,365,000.00				GES	DA
45	Construction of 1No. 6unit classroom block with ancillary Facility and dual desk	Odumase						2,740,000.00				GES	DA/DP

50	Completion of 1no. 6unit classroom Block	Islamic Brakwa						657,430.00					DWD	DA/DP
51	Completion of 2no. 3unit classroom Block	Jamra, Nwomaso						2,193,083.33					DWD	DA/DP
52	Renovation of 3No. Public Schools	Selected Schools					739,500.00	15,500.00					GES	DA/DP
Objectives: Increase about 25% of health infrastructure by the end of 2029														
Programmes: Health delivery programmes														
53	Support for HIV/AIDS Activities	District wide						11,625.46					DA	GHS/DP
54	Organize 2no. workshops on Malaria control, sexually transmitted diseases and HIV/AIDS	District wide						23,900.00					GHS	DA/DP
55	Organize 4No. quarterly district health committee meetings	District wide					5,132.50						GHS	DA
56	Reduce Under-Five mortality rate	District wide								45,000.00			GHS	DA/DP
57	Reduce Maternal mortality ratio	District wide								55,000.00			GHS	DA/DP

58	Reduce Malaria case fatality in children under five years	District wide							85,000.00			GHS	DA/DP
59	Renovation and Expansion of 1No. CHPS to Health Centre	Anhwia m						1,115,000.00				DA	GHS
60	Construction of 2no. CHPs and 1no Health centre	Baako, Asarekwaa						2,408,750.00		600,000.00		DA	GHS
61	Registration of Birth and Death	District wide								11,000.00		Birth & Death	GHS
62	Conduct medical health screening for 1000no. Food Vendors/ handlers	All Town and Area Councils						62,500.00				EHU	DA

Objectives: Promote social inclusive and equity at level by the end of 2029

Programme: Social welfare and gender equality programmes

63	Register 100no. LEAP beneficiaries and Indigents under the Free NHIS	District wide					6,000					SWCD	NHIS
64	Undertake LEAP Payment Cycles	District wide					9,000					SWCD	DA/DP
65	Registration and Monitoring of 16 DayCare Centres in the	District wide					15,000.00	9,000.00	2000			SWCD	DA/DP

	District													
66	Update Data on PWD and Vulnerable children for support services	District wide					11,500.00	10,000.00	2,500.00				SWCD	DA/DP
67	Register and Monitor Faith-Based (FBOs) and Community- Based Organization (CBOs) and (NGOs)	District wide					4,000.00						SWCD	DA/DP
68	Participation in Juvenile Court and Family Tribunal Services	District wide					4,885.00		5,500.00				SWCD	COURT
69	Undertake Five community Mobilization on Socioeconomic, Health and Gender issues for vulnerable groups in ten communities (Women, Children and PWDs)	District wide					10,500.00		3,750.00				SWCD	DA/DP

70	Undertake Child Right Protection and Promotion Sensitizations under Child Protection and Manage 10 child Protect cases Effectively	District wide					7,500.00		6,000.00	6,000.00			SWCD	DA/DP
71	Undertake Five Gender-Based Violence Interventions in a form of Sensitization (Women Empowerment and Voting for Women Assembly Members)	District wide					4,000.00	3,500.00					SWCD	DA/DP
72	Community Entry and Sensitization (UNICEF Child Protection)	District wide								13,000.00			SWCD	DA/DP
73	Training of CFPs and Social Services Providers on case Management and ISSOP (UNICEF Child Protection)	District wide					2,500			21,000.00			SWCD	DA/DP
74	Monitor 1no. temporary shelter in the district	District wide					6,000						SWCD	

ENVIRONMENT INFRASTRUCTURE & HUMAN SETTLEMENT

Objectives: Improve waste management system by increase 45% of waste collection by 2029

Programme: Water and Sanitation service delivery programmes

75	Conduct medical health screening for 1,250no. Food Vendors/ handlers	District wide						9,000.00					EHU	DA/GHS
76	Conduct Health education and Promotion in 30no. basic school and communities	Selected Schools						12,000.00					EHU	DA
77	Conduct 4no CLTS activities	District wide						40,000.00	12,000.00				EHU	DA
78	Standard Enforcement of Environmental defaulters	Asikuma						10,000.00					EHU	DA
79	Disinfection and Disinfestation 10no. public places (fumigation)	Selected Communities						366,275.00	52,000.00				EHU	DA/ZL
79	Supervise solid and liquid waste management activities	All Town and Area Councils						7,500.00	20,000.00				EHU	ZL GH LTD

80	Organize 12no. monthly clean -up exercise	All Towns and Area Councils						125,000.00	72,000.00				EHU	ZL GH LTD
81	Leveling and pushing of Final disposal site	District wide						225,000.00	30,000.00				EHU	ZOOMLION GH LTD
82	Provision of 4no skip containers	All Town and Area Councils						375,000.00					EHU	ZL
83	Control of Stray animals/ the construction of animal Pens	All Towns and Area Councils							46,000.00				EHU	DA
84	Construction of boreholes at the Slaughterhouse	Asikuma						25,000.00					DWD/ EHU	DA/NGOs
85	Construction and repairs 12no. Boreholes	District wide						178,275.95	35,655.05				DWD	DA
Objectives: Increases the compliance rate by 40% by the end of 2028														
Programme: Disaster prevention programmes														
86	Organise 4No. sensitization and awareness creation on disasters prevention	District wide						40,000.00	15,000.00				NADMO	DA
87	Support disaster affected individuals	District wide						40,000.00	15,000.00				NADMO	DA

89	Organise 1No. World Disaster Reduction Day (WDRD)	District wide					17,500.00	5,000.00				NADMO	DA
90	Organise 4No. flood, rainstorm and pandemics education	District wide					62,500.00	12,500.00				EHU	Assembly Members
91	Support Tree planting exercise in District	District wide					62,500.00	7,500.00				NADMO	DA
Objectives: Upgrade and maintain 100km of roads by the end of 2029													
Programme: Road Infrastructure improvement Programs													
92	Reshaping of feeder roads 125km	District wide				2,500.00	1,500,000.00					DWD	DA/DP
93	Construction Culverts of 2no.	Awusem Ogonaso					450,000.00	28,125.00				DWD	DA/DP
94	Construction Drains of 1no	Bedum					162,500.00					DWD	DA/DP
95	Road Sensitization	District wide					7,500.00					DWDGP RTU	DA
96	Construction Bridges	Jamra, Ofabir, Asarekwaa					835,653.00					DWD	DA

Objectives: Increase % of household with access to electricity supply														
Programme: Rural electrification programs														
97	Fixing and Replacement of 150no streetlights for communities	District wide					10,000.00	80,000.00	87,500.00					DWD ECG
98	Extension of Electricity	District wide						300,000.00						DWD ECG
Objective: Sensitization 20 communities on building permit by the end of 2029														
Programme: Land use and spatial Development control programmes														
99	Supervision of Development Projects	District wide					14,000.00	35,000.00	10,500.00					DWD DA
100	Prepare 2no. local plans	Asikuma					11,250.00	75,000.00	5,000.00					PPD DA
101	Complete street naming and property addressing	District wide					4,500.00	112,500.00	15,000.00					PPD DA
102	Prepare 1No. district map	Asikuma					5,500	7,500.00	500.00					PPD DA
103	Development Control	District wide						18,000.00	55,000.00					DWD DA
104	Prepare 1No. spatial Plans (SDF, Structure plan)	Asikuma					10,500	17,500.00	7,000.00					PPD DA

105	Undertake 1No. Sensitisation 10 communities on permitting and development control	District wide					6,000.00	1,500	5,000.00					PPD	DA
-----	---	---------------	--	--	--	--	----------	-------	----------	--	--	--	--	-----	----

Objectives: Increase network coverage by 65% in unserved communities

Programme: Communication Networks expansion programs

106	Undertake publicity activities	District wide						20,000.00						Info	DA
107	Extension of telecommunication network to difficult to reach communities	District wide						450,000.00						DA	Telcos & partners

GOVERNANCE & PUBLIC ACCOUNTABILITY

Objective: Collaborate with relevant stakeholders to develop and implement capacity building programs once annually by the end of 2029

Programme: Local governance and institutional programmes

108	Undertake 2no. Popular Participation in decision making/Town Hall meetings and DCE's community engagement	District wide						20,000.00	30,000.00					Adm	DA
109	Procure Logistics & Supports for Sub-Structures	All Town and Area Councils						20,162.53	19,500					Adm	DA

110	National Celebrations	District wide						6,000.00	30,000.00				Adm	DA
112	Wiring and fencing of for DCEs residence	Asikuma						250,000.00						
113	Support Administrative & Technical Meetings	All Town and Area Council						160,000.00	7,000.00				Adm	DA
114	Running cost of official vehicles	Asikuma						200,000.00	90,000.00				Adm	DA
115	Support Security Management (DISEC & Other Related Activities)	District wide						100,000.00	30,000.00				Adm	DA
116	Payment of compensation	Asikuma						100,000.00	15,000.00				Adm	DA
117	Facilitate the Construction of New Assembly block	Asikuma						10,000,000					DWD	DA
118	Renovation of Ambulance Office	Asikuma							20,000.00				DWD	DA
119	MP's Constituency Support [Programmes]	District wide						2,050,000.00					Adm	DA
120	Preparation and Review of Strategic documents: MTDP 2026-2026 FFR and Composite Budget, DESSAP, etc							840,000.00	55,000.00					DA

121	Procure Building Materials to support Self Help Project/Counterpart Funding	District wide					450,000.00	85,000.00					Adm	DA
122	Procure office logistics and other offices consumables	All Town and Area Councils					500,000.00	100,500.00					Adm	DA
123	Conduct Monitory and Evaluation (M&E)	District wide					10,000.00	30,000.00					Adm	DA
124	Renovation of. Staff Residential Accommodation	Asikuma						375,000.00	80,000.00				Adm	DA
125	Capacity Building on performance management system (Performance Appraisal)	Asikuma					26,500.00	37,750.00	42,000.00	114,938.75			HR	DA
126	Preparation and submission of Biennial Register for Promotion	Asikuma					3,500.00	9,500.00	11,000.00				HR	DA
127	Capacity Building on Local Governance Act, 2016 (Act 936) and service protocols (Performance Management System)	Asikuma					26,000.00	16,000.00	245,000.00				HR	DA

128	Preparation, Submission and Transmittal of monthly HRMIS and Validation	Asikuma					3,000.00	6,250	9,000.00				HR	DA
129	Preparation and Facilitation of staff salaries and posting	Asikuma					5,000.00	68,000.00	3,000.00				HR	DA
130	Total						1,163,318 .00	33,762,989.96	1,407,655.15	4,312,289,75				

Source: DPCU-2025

Table 6.2: Annual Action Plan for 2027

s/n	Programmes/Projects (Activities)	Location	Time Frame (2027)				Cost				Project Status		Implementing Institution/ Department	
			Q1	Q2	Q3	Q4	GOG	DACF	IGF	Other	New	Ongoing	Lead	Collaboration
ECONOMIC DEVELOPMENT														
Objectives: undertake 1no. modern market and store by the end of 2029														
Programmes: Local Economic Development														
1	Registration of 20no. business	Asikuma								12,000.00			BAC	DA
2	Organize Proficiency Examination for 10no. NVTI students	Asikuma								5,000.00			BAC	DA
3	Organise 2No. business forum	Asikuma						10,000.00					BAC	DA
4	Business council for 12no. SME, s	Asikuma								3,000.00			BAC	DA
5	Organise Led meetings	Asikuma								7,500.00			BAC	DA
6	Business Counseling and Fellow up for 50no. MSME, s	Asikuma								3,750			BAC	DA

7	Business Management Training for 5no. MSME, s	Asikuma								3,750			BAC	BAC/REP
8	GEA Client Registration	Asikuma								8,750			BAC	DP
9	CBT in Baking and Confectionery	Asikuma								7,500			BAC	DP
10	Construction 1no. Modern Markets	Asikuma						5,333,333.33					DWD	DA/DP
11	Construction of 1no. 12unit Lockable Stores with Meters	Asikuma						480,000.00					DWD	DA/DP
12	Construction of 1no. 12unit Lockable Stores with Meters	Brakwa								1,000,000.00			DWD	DA/DP
13	Monitor five of the one hundred and fifty (150) Teenage Girls who were trained in Apprenticeship in five communities (Gender Mainstreaming)	District wide					6,250.00		12,000.00				SWCD	DA
14	Monitor 5no. Women Groups under Economic Empowerment Programme (Gender Mainstreaming)	District wide					6,500.00		7,000.00				SWCD	DA

Objective: Decrease postharvest losses by 80% to enhance food security by the end of 2029

Programmes: Agricultural development Programme

15	Organise 3no. field days for crop and livestock farmers in the district	District Wide					8,000	14,000.00					DoFA	FBOs
16	Measure 25no. fields and establish yield plots annually and monitor Feed Ghana Activities	District Wide					13,200	20,000.00					DoFA	GSS
17	Organize 1no RELC session for Researchers, DDA, DAOs, AEAs and FBOs/ farmers by	District Wide					6,000	10,000.00					DoFA	RDA
18	Establish 5no. demonstrations on rice and cassava production technologies and 2no. simple housing structure for small ruminants	District Wide					18,500	30,000.00					DoFA	DA
19	Undertake 12no. radiobased agricultural education programmes on livestock, crop and veterinary activities	District Wide					3,600	7,500.00					DoFA	DA

20	Undertake 168no. monitoring and 1,200no. home visits and by 7 District Agricultural Officers annually.	District Wide					56,150.00	55,000.00			120,000.00		DoFA	DA
21	Training of 20no. women in rice farming, fruit processing farmers and packaging annually	District Wide					10,000	10,000.00			30,000.00		DoFA	DA/DP
22	Undertake 4no. clinical interventions and other logistics for prophylactic and curative treatment for small ruminants and pets annually	District Wide					4,000	10,500.00			15,000.00		DoFA	EPA/PPR SD
23	Monitor and train 4no. Inputs dealers and supervise 4no. agro input shops in the district	District Wide					7,000	20,000.00			30,000.00		DoFA	DA/DP
24	Educate 4no. farmers on pest and diseases identification and management in 4no. communities	District Wide					4,000	15,500					DoFA	GSA

25	Training of 125no. oil palm farmers in processing and packaging and another training for 500no. farmers on GAAP Financial literacy annually.	District Wide					14,000				30,000.00			DoFA	DA
26	Facilitate and monitor the implementation of safety Net Project 2 programmes in 3 communities	Ayipty, Anhwiam, Nkansan ando									600,000.00				DA
Objectives: Reforms revenue collection system through digital platform to enhance 75% efficiency in revenue collection by 2029															
Programme: Revenue mobilization programme															
27	Update RIAP	Asikuma					30,000.00							Finance	DA
28	Organise 4no. Sensitization of Communities on Tax Education and Government Policies and Programmes	District wide						20,000.00		15,000.00				Finance	DA
29	Organize 1no. meeting for revenue collectors	All Town and Area Councils								15,000.00				Finance	DA
30	Undertake 3No. monthly market readings on selected items	District Wide					5,500.00			9,000.00				STATS	DA

31	Undertake 4No. enumerations of taxable properties and services	District Wide					3,750.00	10,000	5,000.00				STATS	DA
32	Develop 1No. Database of trained apprentices and artisans within the district.	District Wide					5,000.00	5,000.00	11,125.00				STATS	DA/DP
Objectives: By the end of 2029 establish 1 tourist site														
Programme: Cultural and tourism modernization programmes														
33	Support to Cultural Activities	District wide						30,000.00	20,000.00				CNC	DA/TC
SOCIAL DEVELOPMENT														
Objectives: Increase educational infrastructure by 55% by the end of 2029														
Programme: Educational service delivery and infrastructure improvement programmes														
34	Organize No. Orientation for the Newly recruited teachers	District Wide								105,000.00			GES	
35	Organize No. Induction training for Newly Qualified Teachers (NQT)	District Wide								42,000.00			GES	DA

36	Organize 2No. Common Core Programme (CCP) Curriculum								36,500.00			GES	DA
37	Undertake 4No. Monitoring of Schools	District wide							13,600.00			GES	NGOs/DA
38	Organize No. Orientation for JHS candidates	District wide							20,500.00			GES	DA
39	Organize No. My First Day at School	Selected Schools					31,000.00	15,000.00	12,000.00			GES	DA
40	Support BECE Mock Exams	District wide					35,500.00	30,000.00	18,750.00			GES	DA
41	Supply of 4000no. of Dual Desk and 200no teacher's tables	District wide					2,192,000.00					GES	DA/Donor
42	Completion of 1No. Nurses/Teaches Quarters	Bedum					65,000.00					GES	DA
43	Construction of 2No. Teaches Quarters	Bisease, Ekurakese					1,700,000.00	60,000.00	1,700,000.00				
47	Construction of 3No. 2unit KG block with ancillary facility and Furniture	Edumanu, Mante					2,397,500.00					GES	DA/DP

44	Construction of 2No. 3unit classroom block with ancillary Facility and dual desk	Mpakyim, Edumanu						1,365,000.00					GES	DA
45	Construction of No. 6unit classroom block with ancillary Facility and dual desk	Anwhiam Camp						2,740,000.00					GES	DA/DP
50	Completion of 1no. 6unit classroom Block	Boamenk wanta						657,430.00					DWD	DA/DP
51	Completion of 2no. 3unit classroom Block	Jamra, Nwomaso						2,193,083.33					DWD	DA/DP
52	Renovation of 3No. Public Schools	Selected Schools						739,500.0 0	15,500.00				GES	DA/DP
Objectives: Increase about 25% of health infrastructure by the end of 2029														
Programmes: Health delivery programmes														
53	Support for HIV/AIDS Activities	District wide						11,625.46					DA	GHS/DP
54	Organize2no. workshops on Malaria control, sexually	District wide						23,900.00					GHS	DA/DP

	transmitted diseases and HIV/AIDS												
55	Organize 4No. quarterly district health committee meetings	District wide					5,132.50					GHS	DA
56	Reduce Under-Five mortality rate	District wide							45,000.00			GHS	DA/DP
57	Reduce Maternal mortality ratio	District wide							55,000.00			GHS	DA/DP
58	Reduce Malaria case fatality in children under five years	District wide							85,000.00			GHS	DA/DP
59	Renovation and Expansion of CHPS to Health Centre	Amanfopong						1,115,000.00				DA	GHS
60	Construction of 2no. CHPs and 1no Health centre	Adandan, Esumangwira						2,408,750.00		600,000.00		DA	GHS
61	Registration of Birth and Death	District wide								11,000.00		Birth & Death	GHS
62	Conduct medical health screening	All Town and Area Councils						62,500.00				EHU	DA

	for 1000no. Food Vendors/ handlers													
Objectives: Promote social inclusive and equity at level by the end of 2029														
Programme: Social welfare and gender equality programmes														
63	Register 100no. LEAP beneficiaries and Indigents under the Free NHIS	District wide					6,000						SWCD	NHIS
64	Undertake LEAP Payment Cycles	District wide					9,000						SWCD	DA/DP
65	Registration and Monitoring of 16 Day Care Centres in the District	District wide					15,000.00	9,000.00	2000				SWCD	DA/DP
66	Update Data on PWD and Vulnerable children for support services	District wide					11,500.00	10,000.00	2,500.00				SWCD	DA/DP
67	Register and Monitor Faith-Based (FBOs) and Community-Based Organization (CBOs) and (NGOs)	District wide					4,000.00						SWCD	DA/DP

68	Participation in Juvenile Court and Family Tribunal Services	District wide					4,885.00			5,500.00			SWCD	COURT
69	Undertake Five community Mobilization on Socioeconomic, Health and Gender issues for vulnerable groups in ten communities (Women, Children and PWDs)	District wide					15000.00		10,500.00	3,750.00			SWCD	DA/DP
70	Undertake Child Right Protection and Promotion Sensitizations under Child Protection and Manage 10 child Protect cases Effectively	District wide					7,500.00			6,000.00	6,000.00		SWCD	DA/DP
71	Undertake Five Gender-Based Violence Interventions in a form of Sensitization (Women Empowerment and	District wide					4,000.00		3,500.00				SWCD	DA/DP

	Voting for Women Assembly Members)												
72	Community Entry and Sensitization (UNICEF Child Protection)	District wide							13,000.00			SWCD	DA/DP
73	Training of CFPs and Social Services Providers on case Management and ISSOP (UNICEF Child Protection)	District wide				2,500			21,000.00			SWCD	DA/DP
74	Monitor 1no. temporary shelter in the district	District wide				6,000						SWCD	D A

ENVIRONMENT INFRASTRUCTURE & HUMAN SETTLEMENT

Objectives: Improve waste management system by increase 45% of waste collection by 2029

Programme: Water and Sanitation service delivery programmes

75	Conduct medical health screening for 1,250no. Food Vendors/ handlers	District wide					9,000.00					EHU	DA/GHS
----	--	---------------	--	--	--	--	----------	--	--	--	--	-----	--------

76	Conduct Health education and Promotion in 30no. basic school and communities	Selected Schools						12,000.00					EHU	DA
77	Conduct 4no CLTS activities	District wide						40,000.00	12,000.00				EHU	DA
78	Standard Enforcement of Environmental defaulters	Asikuma						10,000.00					EHU	DA
79	Disinfection and Disinfestation 10no. public places (fumigation)	Selected Communities						366,275.00	52,000.00				EHU	DA/ZL
79	Supervise solid and liquid waste management activities	All Town and Area Councils						7,500.00	20,000.00				EHU	ZL LTD GH
80	Organize 12no. monthly clean -up exercise	All Towns and Area Councils						125,000.00	72,000.00				EHU	ZL
81	Leveling and pushing of Final disposal site	District wide						225,000.00	30,000.00				EHU	ZL
82	Provision of 4no skip containers	All Town and Area Councils						375,000.00					EHU	ZL

83	Control of Stray animals/ the construction of animal Pens	All Towns and Area Councils							46,000.00					EHU	DA
84	Completion of 4no model toilet	Odoben, Brakwa, Anwhiam, Nankese						1,000,000.00						DWD/ EHU	DA/NG Os
85	Construction and repairs 12no. Boreholes	District wide						178,275.95	35,655.05					DWD	DA
Objectives: Increases the compliance rate by 40% by the end of 2028															
Programme: Disaster prevention programmes															
86	Organise 4No. sensitization and awareness creation on disasters prevention	District wide						40,000.00	15,000.00					NADMO	DA
87	Support disaster affected individuals	District wide						40,000.00	15,000.00					NADMO	DA
89	Organise 1No. World Disaster Reduction Day (WDRD)	District wide						17,500.00	5,000.00					NADMO	DA
90	Organize 4No. flood, rainstorm and pandemics education	District wide						62,500.00	12,500.00					EHU	Assembly Members

91	Support Tree planting exercise in District	District wide						62,500.00	7,500.00				NADMO	DA
Objectives: Upgrade and maintain 100km of roads by the end of 2029														
Programme: Road Infrastructure improvement Programs														
92	Reshaping of feeder roads 125km	District wide					2,500.00	1,500,000.00					DWD	DA/DP
93	Construction Culverts of 2no.	Okukrom Ogonaso						450,000.00	28,125.00				DWD	DA/DP
94	Construction Drains of 1no	Okukrom						162,500.00					DWD	DA/DP
95	Road Sensitization Safety	District wide						7,500.00					DWD/G PRTU	DA
96	Construction Bridges of 3no.	Mpakyim, Kwasidano, Nkansa						835,653.00					DWD	DA
Objectives: Increase % of household with access to electricity supply														
Programme: Rural electrification programs														
97	Fixing and Replacement of 150no streetlights for communities	District wide					10,000.00	80,000.00	87,500.00				DWD	ECG
98	Extension of Electricity	District wide						300,000.00					DWD	ECG

Objective: Sensitization 20 communities on building permit by the end of 2029

Programme: Land use and spatial Development control programmes

99	Supervision of Development Projects	strict wide					14,000.00	35,000.00	10,500.00			DWD	DA
100	Prepare 2no. local plans	Asikuma					11,250.00	75,000.00	5,000.00			PPD	DA
101	Complete street naming and property addressing	District wide					4,500.00	112,500.00	15,000.00			PPD	DA
102	Prepare 1No. district map	Asikuma					5,500	7,500.00	500.00			PPD	DA
103	Development Control	District wide						18,000.00	55,000.00			DWD	DA
104	Prepare 1No. spatial Plans (SDF, Structure plan)	Asikuma					10,500	17,500.00	7,000.00			PPD	DA
105	Undertake 1No. Sensitisation in 10 communities on permitting and development control	District wide					6,000.00	1,500	5,000.00			PPD	DA

Objectives: Increase network coverage by 65% in unserved communities

Programme: Communication Networks expansion programs

106	Undertakes publicity activities	District wide						20,000.00					Info	DA
107	Extension of telecommunication network to difficult communities	District wide						450,000.00					DA	Telcos & partners

GOVERNANCE & PUBLIC ACCOUNTABILITY

Objective: Collaborate with relevant stakeholders to develop and implement capacity building programs once annually by the end of 2029

Programme: Local governance and institutional programmes

108	Undertake 2no. Popular Participation in decision making/Town Hall meetings and DCE's community engagement	District wide					20,000.00	30,000.00					Adm	DA
109	Procure Logistics & Supports to Sub-Structures	All Town and Area Councils					20,162.53	19,500					Adm	DA
110	National Celebrations	District wide					6,000.00	30,000.00					Adm	DA
112	Wiring and fencing of for DCEs residence	Asikuma						250,000.00					DA	Wks

113	Support Administrative & Technical Meetings	All Town and Area Council						160,000.00	7,000.00				Adm	DA
114	Running cost of official vehicles	Asikuma						200,000.00	90,000.00				Adm	DA
115	Support Security Management (DISEC & Other Related Activities)	District wide						100,000.00	30,000.00				Adm	DA
116	Payment of compensation	Asikuma						100,000.00	15,000.00				Adm	DA
117	Facilitate the Construction of New Assembly block	Asikuma						10,000,000					DWD	DA
118	Renovation of Ambulance Office	Asikuma						20,000.00					DWD	DA
119	MP's Constituency Support programs	District wide						2,050,000.00					Adm	DA
120	Preparation and Review of Strategic documents: MTDP 2026-2026 FFR and Composite Budget, DESSAP, etc							840,000.00	55,000.00				Adm	DA
121	Procure Building Materials to support Self Help Project	District wide						450,000.00	85,000.00				Adm	DA

122	Procure office logistics and other offices consumables	All Town and Area Councils					500,000.00	100,500.00				Adm	DA
123	Conduct Monitory and Evaluation (M&E)	District wide					10,000.00	30,000.00				Adm	DA
124	Renovation of Staff Residential Accommodation	Asikuma					375,000.00	80,000.00				Adm	DA
125	Capacity Building on performance management system (Performance Appraisal)	Asikuma					26,500.00	37,750.00	42,000.00			HR	DA
126	Preparation and submission of Biennial Register for Promotion	Asikuma					3,500.00	9,500.00	11,000.00			HR	DA
127	Capacity Building on Local Governance Act, 2016 (Act 936) and service protocols (Performance Mgt System)	Asikuma					26,000.00	16,000.00	245,000.00			HR	DA

128	Preparation, Submission and Transmittal of monthly HRMIS and Validation	Asikuma					3,000.00	6,250	9,000.00				HR	DA
129	Preparation and Facilitation of staff salaries and posting	Asikuma					5,000.00	68,000.00	3,000.00				HR	DA
130	Total						1,163,318 .00	33,762,989.96	4,312,289,75					

Source: DPCU-2025

Table 6.3: Annual Action Plan for 2028

s/n	Programmes/Projects (Activities)	Location	Time Frame (2028)				Cost				Project Status		Implementing Institution/ Department	
			Q1	Q2	Q3	Q4	GOG	DACF	IGF	Other	New	Ongoing	Lead	Collaborating
ECONOMIC DEVELOPMENT														
Objectives: undertake 1no. modern market and store by the end of 2029														
Programmes: Local Economic Development														
1	Registration of 20no. business	Asikuma								12,000.00			BAC	DA
2	Organize Proficiency Examination for 10no. NVTI students	Asikuma								5,000.00			BAC	DA
3	Organised business forum 2No.	Asikuma							10,000.00				BAC	DA
4	Business council for 12no. SME, s	Asikuma								3,000.00			BAC	DA
5	Organise Led meetings	Asikuma							7,500.00				BAC	DA
6	Business Counselling and Fellow up for 50no. MSME, s	Asikuma								3,750			BAC	DA

7	Business Management Training for 5no. MSME, s	Asikuma								3,750			BAC	BAC/REP
8	GEA Client Registration	Asikuma								8,750			BAC	DP
9	CBT in Baking and Confectionery	Asikuma								7,500			BAC	DP
10	Construction 1no. Modern Markets	Asikuma						5,333,333.33					DWD	DA/DP
11	Construction of 1no. 12unit Lockable Stores with Meters	Asikuma						480,000.00					DWD	DA/DP
12	Construction of 2no. 6unit Lockable Stores with Meters	Asikuma								300,000.00			DWD	DA/DP
13	Monitor five of the one hundred and fifty (150) Teenage Girls who were trained in Apprenticeship in five communities (Gender Mainstreaming)	District wide					6,250.00		12,000.00				SWCD	DA
14	Monitor 5no. Women Groups under Economic Empowerment Programme (Gender Mainstreaming)	District wide					6,500.00	7,000.00					SWCD	DA

Objective: Decrease postharvest losses by 80% to enhance food security by the end of 2029

Programmes: Agricultural development Programme

15	Organise 3no. field days for crop and livestock farmers in the district	District Wide					8,000	14,000.00					DoFA	FBOs
16	Measure 25no. fields and establish yield plots annually and monitor Feed Ghana Activities	District Wide					13,200	20,000.00					DoFA	GSS
17	Organize 1no RELC session for Researchers, DDA, DAOs, AEAs and FBOs/ farmers by	District Wide					6,000	10,000.00					DoFA	RDA
18	Establish 5no. demonstrations on rice and cassava production technologies and 2no. simple housing structure for small ruminants	District Wide					18,500	30,000.00					DoFA	DA
19	Undertake 12no. radiobased agricultural education programmes on livestock, crop and veterinary activities	District Wide					3,600	7,500.00					DoFA	DA

20	Undertake 168no. monitoring and 1,200no. home visits and by 7 District Agricultural Officers annually.	District Wide					56,150.00	55,000.00			120,000.00		DoFA	DA
21	Training of 20no. women in rice farming, fruit processing farmers and packaging annually	District Wide					10,000	10,000.00			30,000.00		DoFA	DA/DP
22	Undertake 4no. clinical interventions and other logistics for prophylactic and curative treatment for small ruminants and pets annually	District Wide					4,000	10,500.00			15,000.00		DoFA	EPA/PPR SD
23	Monitor and train 4no. Inputs dealers and supervise 4no. agro input shops in the district	District Wide					7,000	20,000.00			30,000.00		DoFA	DA/DP
24	Educate 4no. farmers on pest and diseases identification and management in 4no. communities	District Wide					4,000	15,500					DoFA	GSA

25	Training of 125no. oil palm farmers in processing and packaging and another training for 500no. farmers on GAAP Financial literacy annually.	District Wide					14,000				30,000.00			DoFA	DA
26	Facilitate and monitor the implementation of safety Net Project 2 programmes in 3 communities	Ayipecy, Anhwiam, Nkansan ando									600,000.00				DA
Objectives: Reforms revenue collection system through digital platform to enhance 75% efficiency in revenue collection by 2029															
Programme: Revenue mobilization programme															
27	Update RIAP	Asikuma					30,000.00							Finance	DA
28	Organise 4no. Sensitization of Communities on Tax Education and Government Policies and Programmes	District wide					20,000.00	15,000.00						Finance	DA
29	Organize 1no. meeting for revenue collectors	All Town and Area Councils							15,000.00					Finance	DA
30	Undertake 3No. monthly market readings on selected items	District Wide					5,500.00		9,000.00					STATS	DA

31	Undertake 4No. enumerations of taxable properties and services	District Wide					3,750.00	10,000	5,000.00				STATS	DA
32	Develop 1No. Database of trained apprentices and artisans within the district.	District Wide					5,000.00	5,000.00	11,125.00				STATS	DA/DP
Objectives: By the end of 2029 establish 1 tourist site														
Programme: Cultural and tourism modernization programmes														
33	Support to Cultural Activities	District wide						30,000.00	20,000.00				CNC	DA/TC
SOCIAL DEVELOPMENT														
Objectives: Increase educational infrastructure by 55% by the end of 2029														
Programme: Educational service delivery and infrastructure improvement programmes														
34	Organize No. Orientation for the Newly recruited teachers	District Wide								105,000.00			GES	
35	Organize No. Induction training for Newly Qualified Teachers (NQT)	District Wide								42,000.00			GES	DA
36	Organize 2No. Common Core Programme (CCP) Curriculum									36,500.00			GES	DA

37	Undertake 4No. Monitoring of Schools	District wide								13,600.00			GES	NGOs/DA
38	Organize No. Orientation for JHS candidates	District wide								20,500.00			GES	DA
39	Organize No. My First Day at School	Selected Schools					31,000.00	15,000.00	12,000.00				GES	DA
40	Support BECE Mock Exams	District wide					35,500.00	30,000.00	18,750.00				GES	DA
41	Supply of 4000no. of Dual Desk and 200no teacher's tables	District wide					2,192,000.00						GES	DA/Donor
42	Construction of 2No. Teaches Quarters	Ayiwase, Kokoado					1,700,000.00	60,000.00	1,700,000.00					
47	Construction of 2No. 2unit KG block with ancillary facility and Furniture	Kwanan, Ewurake se					2,397,500.00						GES	DA/DP
44	Construction of 1No. 3unit classroom block with ancillary Facility and dual desk	Aniahu					1,365,000.00						GES	DA
45	Construction of 1No. 6unit classroom block with ancillary Facility and dual desk	Sowutuo m					2,740,000.00						GES	DA/DP
50	Completion of 1no. Teachers Quarters	BRAST ECH					657,430.00						DWD	DA/DP

51	Completion of 1no. ICT Centre and Odoben SHS classroom blk	Bedum, Odoben						2,193,083.33					DWD	DA/DP
52	Renovation of 3No. Public Schools	Selected Schools					739,500.00	15,500.00					GES	DA/DP
Objectives: Increase about 25% of health infrastructure by the end of 2029														
Programmes: Health delivery programmes														
53	Support for HIV/AIDS Activities	District wide						11,625.46					DA	GHS/DP
54	Organize 2no. workshops on Malaria control, sexually transmitted diseases and HIV/AIDS	District wide						23,900.00					GHS	DA
55	Organize 4No. quarterly district health committee meetings	District wide					5,132.50						GHS	DA
56	Reduce Under-Five mortality rate	District wide								45,000.00			GHS	DA/DP
57	Reduce Maternal mortality ratio	District wide								55,000.00			GHS	DA/DP
58	Reduce Malaria case fatality in children under five years	District wide								85,000.00			GHS	DA/DP
59	Construction of 2no. CHPs compound	Ohianhyed a, Akaase						2,408,750.00					DA	GHS

60	Completion of Ino. CHPs Compound centre	Kweku Boah						1,115,000.00			600,000.00			DA	GHS
61	Registration of Birth and Death	District wide									11,000.00			Birth & Death	GHS
62	Conduct medical health screening for 1000no. Food Vendors/ handlers	All Town and Area Councils						62,500.00						EHU	DA

Objectives: Promote social inclusive and equity at level by the end of 2029

Programme: Social welfare and gender equality programmes

63	Register 100no. LEAP beneficiaries and Indigents under the Free NHIS	District wide						6,000						SWCD	NHIS
64	Undertake LEAP Payment Cycles	District wide						9,000						SWCD	DA/DP
65	Registration and Monitoring of 16 DayCare Centres in the District	District wide						15,000.00	9,000.00	2000				SWCD	DA/DP
66	Update Data on PWD and Vulnerable children for support services	District wide						11,500.00	10,000.00	2,500.00				SWCD	DA/DP
67	Register and Monitor Faith-Based (FBOs) and Community- Based Organization (CBOs) and (NGOs)	District wide						4,000.00						SWCD	DA/DP

68	Participation in Juvenile Court and Family Tribunal Services	District wide					4,885.00		5,500.00				SWCD	COURT
69	Undertake Five community Mobilization on Socioeconomic, Health and Gender issues for vulnerable groups in ten communities (Women, Children and PWDs)	District wide					10,500.00		3,750.00				SWCD	DA/DP
70	Undertaking one Child Right Protection and Promotion Sensitizations under Child Protection and Manage 10 child Protect cases Effectively	District wide					7,500.00		6,000.00	6,000.00			SWCD	DA/DP
71	Undertake Five Gender-Based Violence Interventions in a form of Sensitization (Women Empowerment and Voting for Women Assembly Members)	District wide					4,000.00	3,500.00					SWCD	DA/DP
72	Community Entry and Sensitization (UNICEF Child Protection)	District wide								13,000.00			SWCD	DA/DP

73	Training of CFPs and Social Services Providers on case Management and ISSOP (UNICEF Child Protection)	District wide					2,500			21,000.00			SWCD	DA/DP
74	Monitor 1no. temporary shelter in the district	District wide					6,000						SWCD	DA
ENVIRONMENT INFRASTRUCTURE & HUMAN SETTLEMENT														
Objectives: Improve waste management system by increase 45% of waste collection by 2029														
Programme: Water and Sanitation service delivery programmes														
75	Conduct medical health screening for 1,250no. Food Vendors/ handlers	District wide						9,000.00					EHU	DA/GHS
76	Conduct Health education and Promotion in 30no. basic school and communities	Selected Schools						12,000.00					EHU	DA
77	Conduct 4no CLTS activities	District wide						40,000.00	12,000.00				EHU	DA
78	Standard Enforcement of environmental defaulters	Asikuma						10,000.00					EHU	DA

79	Disinfection and Disinfestation 10no. public places (fumigation)	Selected Communities					366,275.00	52,000.00				EHU	DA/ZL
79	Supervise solid and liquid waste management activities	All Town and Area Councils					7,500.00	20,000.00				EHU	ZL GH LTD
80	Organize 12no. monthly clean -up exercise	All Towns and Area Councils					125,000.00	72,000.00				EHU	ZL GH LTD
81	Leveling and pushing of Final disposal site	District wide					225,000.00	30,000.00				EHU	ZLGH LTD
82	Provision of 4no skip containers	All Town and Area Councils					375,000.00					EHU	ZL GH LTD
83	Control of Stray animals/ the construction of animal Pens	All Towns and Area Councils						46,000.00				EHU	DA
84	Construction of boreholes at the Slaughterhouse	Asikuma					25,000.00					DWD/ EHU	DA/NG Os
85	Construction and repairs 12no. Boreholes	District wide					178,275.95	35,655.05				DWD	DA

Objectives: **Increases the compliance rate by 40% by the end of 2028**

Programme: **Disaster prevention programmes**

86	Organise 4No. sensitization and awareness creation on disasters prevention	District wide						40,000.00	15,000.00				NADMO	DA
87	Support disaster affected individuals	District wide						40,000.00	15,000.00				NADMO	DA
89	Organise 1No. World Disaster Reduction Day (WDRD)	District wide						17,500.00	5,000.00				NADMO	DA
90	Organise 4No. flood, rainstorm and pandemics education	District wide						62,500.00	12,500.00				EHU	Ass Members
91	Support Tree planting exercise in District	District wide						62,500.00	7,500.00				NADMO	DA
Objectives: Upgrade and maintain 100km of roads by the end of 2029														
Programme: Road Infrastructure improvement Programs														
92	Reshaping of feeder roads 125km	District wide					2,500.00	1,500,000.00					DWD	DA/DP
93	Construction Culverts of 2no.	Ofabir						450,000.00	28,125.00				DWD	DA/DP
94	Construction Bridge of 1no	Nyamebekyere						162,500.00					DWD	DA/DP
95	Road Sensitization Safety	District wide						7,500.00					DWDG P RTU	DA
96	Construction of 2no Bridges	Besease, Krabo						835,653.00					DWD	DA

Objectives: Increase % of household with access to electricity supply														
Programme: Rural electrification programs														
97	Fixing and Replacement of 150no streetlights for communities	District wide					10,000.00	80,000.00	87,500.00				DWD	ECG
98	Extension of Electricity	District wide						300,000.00					DWD	ECG
Objective: Sensitization 20 communities on building permit by the end of 2029														
Programme: Land use and spatial Development control programmes														
99	Supervision of Development Projects	District wide					14,000.00	35,000.00	10,500.00				DWD	DA
100	Prepare 2no. local plans	Asikuma					11,250.00	75,000.00	5,000.00				PPD	DA
101	Complete street naming and property addressing	District wide					4,500.00	112,500.00	15,000.00				PPD	DA
102	Prepare 1No. district map	Asikuma					5,500	7,500.00	500.00				PPD	DA
103	Development Control	District wide						18,000.00	55,000.00				DWD	DA
104	Prepare 1No. spatial Plans (SDF, Structure plan)	Asikuma					10,500	17,500.00	7,000.00				PPD	DA
105	Undertake 1No. Sensitisation of 10 communities on permitting and development control	District wide					6,000.00	1,500	5,000.00				PPD	DA
Objectives: Increase network coverage by 65% in unserved communities														

Programme: Communication Networks expansion programs														
106	Undertaking publicity activities	District wide						20,000.00					Info	DA
107	Extension of telecommunication network to difficult to reach communities	District wide						450,000.00					DA	Telcos & partners
GOVERNANCE & PUBLIC ACCOUNTABILITY														
Objective: Collaborate with relevant stakeholders to develop and implement capacity building programs once annually by the end of 2029														
Programme: Local governance and institutional programmes														
108	Undertake 2no. Popular Participation in decision making/Town Hall meetings and DCE's community engagement	District wide						20,000.00	30,000.00				Adm	DA
109	Procure Logistics & Supports to Sub-Structures	All Town and Area Councils						20,162.53	19,500				Adm	DA
110	National Celebrations	District wide						6,000.00	30,000.00				Adm	DA
112	Wiring and fencing of for DCEs residence	Asikuma						250,000.00						
113	Support Administrative & Technical Meetings	All Town and Area Council						160,000.00	7,000.00				Adm	DA
114	Running cost of official vehicles	Asikuma						200,000.00	90,000.00				Adm	DA

115	Support Security Management (DISEC & Other Related Activities)	District wide					100,000.00	30,000.00					Adm	DA
116	Payment of compensation	Asikuma					100,000.00	15,000.00					Adm	DA
117	Facilitate the Construction of New Assembly block	Asikuma					10,000,000						DWD	DA
118	Renovation of Ambulance Office	Asikuma						20,000.00					DWD	DA
119	MP's Constituency Support [Programmes]	District wide					2,050,000.00						Adm	DA
120	Preparation and Review of Strategic documents: MTDP 2026-2026 FFR and Composite Budget, DESSAP, etc						840,000.00	55,000.00					Adm	DA

121	Procure Building Materials to support Self Help Project/Counterpart Funding	District wide						450,000.00	85,000.00				Adm	DA
122	Procure office logistics and other office consumables	All Town and Area Councils						500,000.00	100,500.00				Adm	DA
123	Conduct Monitory and Evaluation (M&E)	District wide						10,000.00	30,000.00				Adm	DA
124	Renovation of. Staff Residential Accommodation	Asikuma						375,000.00	80,000.00				Adm	DA
125	Capacity Building on performance management system (Performance Appraisal)	Asikuma					26,500.00	37,750.00	42,000.00	114,938.75			HR	DA
126	Preparation and submission of Biennial Register for Promotion	Asikuma					3,500.00	9,500.00	11,000.00				HR	DA
127	Capacity Building on Local Governance Act, 2016 (Act 936) and service protocols (Performance Management System)	Asikuma					26,000.00	16,000.00		245,000.00			HR	DA

128	Preparation, Submission and Transmittal of	Asikuma					3,000.00	6,250	9,000.00				HR	DA
	monthly HRMIS and Validation													
129	Preparation and Facilitation of staff salaries and posting	Asikuma					5,000.00	68,000.00	3,000.00				HR	DA
130	Total						1,163,318.00	33,762,989.96	1,407,655.15	4,312,289,75				

Source: DPCU-2025

Table 6.4: Annual Action Plan for 2029

s/n	Programmes/Projects (Activities)	Location	Time Frame (2029)				Cost				Project Status		Implementing Institution/ Department	
			Q1	Q2	Q3	Q4	GOG	DACF	IGF	Other	New	Ongoing	Lead	Collaborating
ECONOMIC DEVELOPMENT														
Objectives: undertake 1no. modern market and store by the end of 2029														
Programmes: Local Economic Development														
1	Registration of 20no. business	Asikuma								12,000.00			BAC	DA
2	Organize Proficiency Examination for 10no. NVTI students	Asikuma								5,000.00			BAC	DA
3	Organise 2No. business forum	Asikuma							10,000.00				BAC	DA
4	Business council for 12no. SME, s	Asikuma								3,000.00			BAC	DA
5	Organise Led meetings	Asikuma							7,500.00				BAC	DA
6	Business Counselling and Fellow up for 50no. MSME, s	Asikuma								3,750			BAC	DA

7	Business Management Training for 5no. MSME, s	Asikuma								3,750			BAC	BAC/REP
8	GEA Client Registration	Asikuma								8,750			BAC	DP
9	CBT in Baking and Confectionery	Asikuma								7,500			BAC	DP
10	Construction 1no. Modern Markets	Asikuma						5,333,333.33					DWD	DA/DP
11	Construction of 1no. 12unit Lockable Stores with Meters	Asikuma						480,000.00					DWD	DA/DP
12	Construction of 2no. 6unit Lockable Stores with Meters	Asikuma								300,000.00			DWD	DA/DP
13	Monitor five of the one hundred and fifty (150) Teenage Girls who were trained in Apprenticeship in five communities (Gender Mainstreaming)	District wide					6,250.00		12,000.00				SWCD	DA
14	Monitor 5no. Women Groups under Economic Empowerment Programme (Gender Mainstreaming)	District wide					6,500.00	7,000.00					SWCD	DA

Objective: Decrease postharvest losses by 80% to enhance food security by the end of 2029

Programmes: Agricultural development Programme

15	Organise 3no. field days for crop and livestock farmers in the district	District Wide					8,000	14,000.00					DoFA	FBOs
16	Measure 25no. fields and establish yield plots annually and monitor Feed Ghana Activities	District Wide					13,200	20,000.00					DoFA	GSS
17	Organize 1no RELC session for Researchers, DDA, DAOs, AEAs and FBOs/ farmers by	District Wide					6,000	10,000.00					DoFA	RDA
18	Establish 5no. demonstrations on rice and cassava production technologies and 2no. simple housing structure for small ruminants	District Wide					18,500	30,000.00					DoFA	DA
19	Undertake 12no. radiobased agricultural education programmes on livestock, crop and veterinary activities	District Wide					3,600	7,500.00					DoFA	DA

20	Undertake 168no. monitoring and 1,200no. home visits and by 7 District Agricultural Officers annually.	District Wide					56,150.00	55,000.00			120,000.00		DoFA	DA
21	Training of 20no. women in rice farming, fruit processing farmers and packaging annually	District Wide					10,000	10,000.00			30,000.00		DoFA	DA/DP
22	Undertake 4no. clinical interventions and other logistics for prophylactic and curative treatment for small ruminants and pets annually	District Wide					4,000	10,500.00			15,000.00		DoFA	EPA/PPR SD
23	Monitor and train 4no. Inputs dealers and supervise 4no. agro input shops in the district	District Wide					7,000	20,000.00			30,000.00		DoFA	DA/DP
24	Educate 4no. farmers on pest and diseases identification and management in 4no. communities	District Wide					4,000	15,500					DoFA	GSA

25	Training of 125no. oil palm farmers in processing and packaging and another training for 500no. farmers on GAAP Financial literacy annually.	District Wide					14,000				30,000.00		DoFA	DA
26	Facilitate and monitor the implementation of safety Net Project 2 programmes in 3 communities	Ayipecy, Anhwiam, Nkansan ando									600,000.00			DA

Objectives: Reforms revenue collection system through digital platform to enhance 75% efficiency in revenue collection by 2029

Programme: Revenue mobilization programme

27	Update RIAP	Asikuma					30,000.00						Finance	DA
28	Organise 4no. Sensitization of Communities on Tax Education and Government Policies and Programmes	District wide					20,000.00	15,000.00					Finance	DA
29	Organize 1no. meeting for revenue collectors	All Town and Area Councils							15,000.00				Finance	DA
30	Undertake 3No. monthly market readings on selected items	District Wide					5,500.00		9,000.00				STATS	DA

31	Undertake 4No. enumerations of taxable properties and services	District Wide					3,750.00	10,000	5,000.00				STATS	D A
32	Develop 1No. Database of trained apprentices and artisans within the district.	District Wide					5,000.00	5,000.00	11,125.00				STATS	DA/DP
Objectives: By the end of 2029 establish 1 tourist site														
Programme: Cultural and tourism modernization programmes														
33	Support to Cultural Activities	District wide						30,000.00	20,000.00				CNC	DA/TC
SOCIAL DEVELOPMENT														
Objectives: Increase educational infrastructure by 55% by the end of 2029														
Programme: Educational service delivery and infrastructure improvement programmes														
34	Organize No. Orientation for the Newly recruited teachers	District Wide								105,000.00			GES	
35	Organize No. Induction training for Newly Qualified Teachers (NQT)	District Wide								42,000.00			GES	DA
36	Organize 2No. Common Core Programme (CCP) Curriculum									36,500.00			GES	DA

37	Undertake 4No. Monitoring of Schools	District wide								13,600.00			GES	NGOs/DA
38	Organize No. Orientation for JHS candidates	District wide								20,500.00			GES	DA
39	Organize No. My First Day at School	Selected Schools						31,000.00	15,000.00	12,000.00			GES	DA
40	Support BECE Mock Exams	District wide						35,500.00	30,000.00	18,750.00			GES	DA
41	Supply of 4000no. of Dual Desk and 200no teacher's tables	District wide						2,192,000.00					GES	DA/ Donor
43	Construction of 2No. Teaches Quarters	Adandan, Manawoyem						1,700,000.00	60,000.00	1,700,000.00				
47	Construction of No. 2unit KG block with ancillary facility and Furniture	Odoben, Baako, Towsease, Bonsunyina						2,527,500.00					GES	DA/DP
44	Construction of 1No. 3unit classroom block with ancillary Facility and dual desk	Okukrom, Ohiansyeda						1,365,000.00					GES	DA
45	Construction of 1No. 6unit classroom block with ancillary Facility and dual desk	Odumase						2,740,000.00					GES	DA/DP

50	Completion of 1no. 6unit classroom Block	Islamic Brakwa						657,430.00					DWD	DA/DP
51	Completion of 2no. 3unit classroom Block	Jamra, Nwomaso						2,193,083.33					DWD	DA/DP
52	Renovation of 6No. Public Schools	Selected Schools					1,396,930.00	15,500.00					GES	DA/DP
Objectives: Increase about 25% of health infrastructure by the end of 2029														
Programmes: Health delivery programmes														
53	Support for HIV/AIDS Activities	District wide						11,625.46					DA	GHS/DP
54	Organize 2no. workshops on Malaria control, sexually transmitted diseases and HIV/AIDS	District wide						23,900.00					GHS	DA/DP
55	Organize 4No. quarterly district health committee meetings	District wide					5,132.50						GHS	DA
56	Reduce Under-Five mortality rate	District wide								45,000.00			GHS	DA/DP
57	Reduce Maternal mortality ratio	District wide								55,000.00			GHS	DA/DP
58	Reduce Malaria case fatality in children under five years	District wide								85,000.00			GHS	DA/DP
59	Expansion of 1No Odoben Health to Health Centre	Odoben						1,115,000.00					DA	GHS

60	Construction of 1no. CHPs and 1no Health centre	Afofosu, Benin						2,408,750.00			600,000.00			DA	GHS
61	Registration of Birth and Death	District wide									11,000.00			Birth & Death	GHS
62	Conduct medical health screening for 1000no. Food Vendors/ handlers	All Town and Area Councils						62,500.00						EHU	DA

Objectives: Promote social inclusive and equity at level by the end of 2029

Programme: Social welfare and gender equality programmes

63	Register 100no. LEAP beneficiaries and Indigents under the Free NHIS	District wide					6,000							SWCD	NHIS
64	Undertake LEAP Payment Cycles	District wide					9,000							SWCD	DA/DP
65	Registration and Monitoring of 16 DayCare Centres in the District	District wide					15,000.00	9,000.00	2000					SWCD	DA/DP
66	Update Data on PWD and Vulnerable children for support services	District wide					11,500.00	10,000.00	2,500.00					SWCD	DA/DP
67	Register and Monitor Faith-Based (FBOs)and Community- Based Organization (CBOs) and (NGOs)	District wide					4,000.00							SWCD	DA/DP

68	Participation in Juvenile Court and Family Tribunal Services	District wide					4,885.00			5,500.00				SWCD	COURT
69	Undertake Five community Mobilization on Socioeconomic, Health and Gender issues for vulnerable groups in ten communities (Women, Children and PWDs)	District wide					10,500.00			3,750.00				SWCD	DA/DP
70	Undertake 1 Child Right Protection and Promotion Sensitizations under Child Protection and Manage 10 child Protect cases Effectively	District wide					7,500.00			6,000.00	6,000.00			SWCD	DA/DP
71	Undertake Five Gender-Based Violence Interventions in a form of Sensitization (Women Empowerment and Voting for Women Assembly Members)	District wide					4,000.00	3,500.00						SWCD	DA/DP
72	Community Entry and Sensitization (UNICEF Child Protection)	District wide									13,000.00			SWCD	DA/DP

73	Training of CFPs and Social Services Providers on case Management and ISSOP (UNICEF Child Protection)	District wide					2,500				21,000.00			SWCD	DA/DP	
74	Monitor 1no. temporary shelter in the district	District wide					6,000							SWCD		
ENVIRONMENT INFRASTRUCTURE & HUMAN SETTLEMENT																
Objectives: Improve waste management system by increase 45% of waste collection by 2029																
Programme: Water and Sanitation service delivery programmes																
75	Conduct medical health screening for 1,250no. Food Vendors/ handlers	District wide									9,000.00				EHU	DA/GHS
76	Conduct Health education and Promotion in 30no. basic school and communities	Selected Schools									12,000.00				EHU	DA
77	Conduct 4no CLTS activities	District wide									40,000.00	12,000.00			EHU	DA
78	Standard Enforcement of Environmental defaulters	Asikuma									10,000.00				EHU	DA
79	Disinfection and Disinfestation 10no. public places (fumigation)	Selected Community									366,275.00	52,000.00			EHU	DA/ZL

79	Supervise solid and liquid waste management activities	All Town and Area Councils						7,500.00	20,000.00				EHU	ZL GH LTD
80	Organize 12no. monthly clean -up exercise	All Towns and Area Councils						125,000.00	72,000.00				EHU	ZL GH LTD
81	Leveling and pushing of Final disposal site	District wide						225,000.00	30,000.00				EHU	ZL GH LTD
82	Provision of 4no skip containers	All Town and Area Councils						375,000.00					EHU	ZL GH LTD
83	Control of Stray animals/ the construction of animal Pens	All Towns and Area Councils							46,000.00				EHU	DA
84	Construction of boreholes at the Slaughterhouse	Asikuma						25,000.00					DWD/ EHU	DA/NG Os
85	Construction and repairs 12no. Boreholes	District wide						178,275.95	35,655.05				DWD	DA
Objectives: Increases the compliance rate by 40% by the end of 2028														
Programme: Disaster prevention programmes														
86	Organise 4No. sensitization and awareness creation on disasters prevention	District wide						40,000.00	15,000.00				NADM O	DA

87	Support disaster affected individuals	District wide						40,000.00	15,000.00				NADMO	DA
89	Organise 1No. World Disaster Reduction Day (WDRD)	District wide						17,500.00	5,000.00				NADMO	DA
90	Organise 4No. flood, rainstorm and pandemics education	District wide						62,500.00	12,500.00				EHU	Assembly Members
91	Support Tree planting exercise in District	District wide						62,500.00	7,500.00				NADMO	DA

Objectives: Upgrade and maintain 100km of roads by the end of 2029

Programme: Road Infrastructure improvement Programs

92	Reshaping of feeder roads 125km	District wide					2,500.00	1,500,000.00					DWD	DA/DP
93	Construction Bridges of Ino.	Kokoado Ogonaso						450,000.00	28,125.00				DWD	DA/DP
94	Construction Bridges	Nsukyire						162,500.00					DWD	DA/DP
95	Road Sensitization Safety	District wide						7,500.00					DWDG P RTU	DA
96	Construction Bridges	Nhyirakrom						835,653.00					DWD	DA

Objectives: Increase: % of household access to electricity supply

Programme: Rural electrification programs														
97	Fixing and Replacement of 150no streetlights for communities	District wide					10,000.00	80,000.00	87,500.00				DWD	ECG
98	Extension of Electricity	District wide						300,000.00					DWD	ECG
Objective: Sensitization 20 communities on building permit by the end of 2029														
Programme: Land use and spatial Development control programmes														
99	Supervision of Development Projects	District wide					14,000.00	35,000.00	10,500.00				DWD	DA
100	Prepare 2no. local plans	Asikuma					11,250.00	75,000.00	5,000.00				PPD	DA
101	Complete street naming and property addressing	District wide					4,500.00	112,500.00	15,000.00				PPD	DA
102	Prepare 1No. district map	Asikuma					5,500	7,500.00	500.00				PPD	DA
103	Development Control	District wide						18,000.00	55,000.00				DWD	DA
104	Prepare 1No. spatial Plans (SDF, Structure plan)	Asikuma					10,500	17,500.00	7,000.00				PPD	DA
105	Undertake 1No. Sensitisation of 10 communities on permitting and development control	District wide					6,000.00	1,500	5,000.00				PPD	DA

Objectives: Increase network coverage by 65% in unserved communities

Programme: Communication Networks expansion programs

106	Undertaking publicity activities	District wide						20,000.00					Info	DA
107	Extension of telecommunication network to difficult to reach communities	District wide						450,000.00					DA	Telcos & partners

GOVERNANCE & PUBLIC ACCOUNTABILITY

Objective: Collaborate with relevant stakeholders to develop and implement capacity building programs once annually by the end of 2029

Programme: Local governance and institutional programmes

108	Undertake 2no. Popular Participation in decision making/Town Hall meetings and DCE's community engagement	District wide						20,000.00	30,000.00				Adm	D A
109	Procure Logistics & Supports to Sub-Structures	All Town and Area Councils						20,162.53	19,500				Adm	DA
110	National Celebrations	District wide						6,000.00	30,000.00				Adm	DA
112	Wiring and fencing of for DCEs residence	Asikuma						250,000.00						

113	Support Administrative & Technical Meetings	All Town and Area Council						160,000.00	7,000.00				Adm	DA
114	Running cost of official vehicles	Asikuma						200,000.00	90,000.00				Adm	DA
115	Support Security Management (DISEC & Other Related Activities)	District wide						100,000.00	30,000.00				Adm	DA
116	Payment of compensation	Asikuma						100,000.00	15,000.00				Adm	DA
117	Facilitate the Construction of New Assembly block	Asikuma						10,000,000					DWD	DA
118	Renovation of Ambulance Office	Asikuma							20,000.00				DWD	DA
119	MP's Constituency Support Programs	District wide						2,050,000.00					Adm	DA
120	Preparation and Review of Strategic documents: MTDP 2026-2026 FFR and Composite Budget, DESSAP, etc							840,000.00	55,000.00				Adm	DA

121	Procure Building Materials to support Self Help Project/Counterpart Funding	District wide						450,000.00	85,000.00				Adm	DA
122	Procure office logistics and other offices consumables	All Town and Area Councils						500,000.00	100,500.00				Adm	DA
123	Conduct Monitory and Evaluation (M&E)	District wide						10,000.00	30,000.00				Adm	DA
124	Renovation of. Staff Residential Accommodation	Asikuma						375,000.00	80,000.00				Adm	DA
125	Capacity Building on performance management system (Performance Appraisal)	Asikuma					26,500.00	37,750.00	42,000.00	114,938.75			HR	DA
126	Preparation and submission of Biennial Register for Promotion	Asikuma					3,500.00	9,500.00	11,000.00				HR	DA
127	Capacity Building on Local Governance Act, 2016 (Act 936) and service protocols (Performance Management System)	Asikuma					26,000.00	16,000.00		245,000.00			HR	DA

128	Preparation, Submission and Transmittal of monthly HRMIS and Validation	Asikuma					3,000.00	6,250	9,000.00				HR	DA
129	Preparation and Facilitation of staff salaries and posting	Asikuma					5,000.00	68,000.00	3,000.00				HR	DA
130	Total						1,163,318.00	33,762,989.96	1,407,655.15	4,312,289.75				

Source: DPCU-2025

7:0 CHAPTER SEVEN: MONITORING AND EVALUATION ARRANGEMENTS FOR 2026-2029 (DMTDP)

7.1 Introduction

This chapter has been prepared by the Assembly to provides a clear direction of how projects and programs will be Monitoring and Evaluated by implementing agencies. The M&E arrangement will assist the district assembly and stakeholders to be able to measure progress and achievement as well as the implementation impact on the life of the people. It will ensure accountability in project and program implementation.

This document contains programmes and projects to be undertaken within 2026-2029, which consist of physical projects (works), goods and services.

The table below provides the **Monitoring Matrix/Results Framework** detailing out the indicator's definition, indicator type, baseline information, monitoring frequency, responsibility etc. to ensure effective monitoring of programmes and projects for the 4-year period. It also details implementation reporting framework for the plan.

7.2 Stakeholder Analysis

The effective implementation of development programs requires the involvement of all stakeholders in the district. The Asikuma Odoben Brakwa District Assembly to ensure effective implementation has identified key stakeholders who has interest and responsibility for the successful implementation of the 2026-2029 Medium Term Development Plan. Table 7.1 shows the stakeholders and their roles and responsibilities.

Table:7.1 Key Stakeholder's roles and responsibility in implementation of DMTP

No	Stakeholder	Interests, Roles and Responsibilities
1	MLGDRD	<ul style="list-style-type: none">• Support capacity building programmes
2	NDPC	<ul style="list-style-type: none">• Facilitate relationship between MMDAs and donors• Provide guidelines and development of framework for Planning• Provide capacity building• Certify Medium Term Development Plans
3	RCC	<ul style="list-style-type: none">• Harmonize Development Plans• Undertake monitoring and evaluation projects• Provide technical backstopping
4	Traditional Council	<ul style="list-style-type: none">• They influence decision making• Provision of Lands for Development projects• Lobby for projects at national levels
5	Member of Parliament	<ul style="list-style-type: none">• Lobby for project at the national and to support projects with MPs CF

6	DPCU Members	<ul style="list-style-type: none"> • Plan, implement, monitor and evaluate programmes and projects of the Assembly
7	General Assembly/ Assembly Members	<ul style="list-style-type: none"> • They make byelaws and approve plans and budgets. • They champion the needs of their electorates and initiate and monitor projects
8	Decentralized and non-decentralized Departments	<ul style="list-style-type: none"> • Responsible for implementation of policies • Provision of social, economic and other services
9	Office of the Administrator of DACF	<ul style="list-style-type: none"> • Receive and disburse at least 5 percent of the consolidated fund to sub-national structures • Monitor MMDAs programmes and projects
10	Political Parties	<ul style="list-style-type: none"> • Act as pressure groups • Evaluate the performance of government
11	Unit Committee Members	<ul style="list-style-type: none"> • Enforce byelaws • Provide mechanisms of representation, participation and accountability at the lowest level
12	Town/Area Councils	<ul style="list-style-type: none"> • Responsible for the day-to-day administration of the Area council • Assist in the mobilization of revenues
13	Development Partners	<ul style="list-style-type: none"> • Act as donors for various projects • Monitor projects
14	CSOs/NGOs	<ul style="list-style-type: none"> • Act as advocates • Initiate projects • Demand accountability and transparency
15	Media	<ul style="list-style-type: none"> • Inform and educate the public • Ensure transparency and accountability

7: 3 Monitoring and Evaluation Arrangement

The monitoring matrix is used to track progress of projects earmarked for implementation for the 2026-2029 plan period.

Table: 7.2: Monitory and Evaluation Arrangement

Goal: Enhance economic activities and convenience for traders											
Objective 1: complete the construction of 3no modern markets by the end of 2029 Programme 1: local economic development programmes											
Indicators	Indicator Definition	Indicator Type	Baseline	Targets					Disaggregation	Monitoring Frequency	Responsibility
			2025	2026	2027	2028	2029				
Construction of market stores	The number of markets constructed	Output	23	5	6	5	5	Male and female	Annually	DA/Partners/Donors	
Goal: Minimize the amount of produce lost after harvesting available for consumption											
Objective: decrease in post-harvest lost 80% to enhance food security by the end of 2029 Programme 2: Agricultural Mechanization and improvement programme											
Train 600 farmers on good agriculture practice	Total number of farmers trained	Output	500	150	150	150	150	Male and Female	Quarterly	DA/DoFA/NGOs	
Goal: enhance sustainable tourism practices that benefit both the local communities and environment											
Objective: ensure at least 45% of community representation in cultural and tourist site development											
Programme: cultural modernization programme											
DA/CNC, TA, Tourist site and Female Annually	Total number of development and GTB developed	tourist site							cultural Output 1 1 1 1	1 Male	
Goal: To bridge the revenue gap and improve revenue mobilization											
Objective: Reform revenue collection system through digital platform to enhance 75% efficiency in revenue collection by the end of 2029											
Programme: Revenue Mobilization Programme											
% change in IGF collection	Annual % change	Output	9.6%	15%	20%	25%	30%	Male and Female	Annually	DA/Partners	

Goal: ensure all student have access to safe modern and well equip learning environment that support quality education

Objectives: Increase educational infrastructure by 28% by the end of 2029

Programmes: Educational infrastructure improvement and service delivery programme

Construction of 26 schools	Total number of schools constructed	Output	106	5	5	6	5	Male & female	Annually	GES/DA/ PARTNERS/ NGOs
----------------------------	-------------------------------------	--------	-----	---	---	---	---	---------------	----------	------------------------------

Goal: Ensure everyone has access to quality, affordable and equitable healthcare

Objectives: Increase at least 25% of health infrastructure by the end of 2029

Programme: Health service delivery programmes

Number of health infrastructure increased	Total number of health facility constructed	Output	36	2	2	2	2	Male & female	Annually	GHS PARTNERS/ NGOs
---	---	--------	----	---	---	---	---	---------------	----------	--------------------------

Goal: Ensure safe, efficient and maintain roads that support economic activities

Objective: Upgrade and maintain 100km of road by the end of roads by the end of 2029

Programme: Road infrastructure improvement

Upgrade and maintenance of feeder roads	Total number of km of feeder roads reshaped	Output	80km	20km	20km	20km	20km	Male & female	Quarterly	DA
---	---	--------	------	------	------	------	------	---------------	-----------	----

Goal: Ensure universal access to reliable electricity supply

Objective: Provide electricity supply to 30 communities by the end of 2029

Programme: Rural electrification programme

Provide 30 communities with electricity supply	Number of communities supplied with electricity	Output	398	8	8	7	7	Male & female	Annually	ECG/DA
Goal: Ensure compliance with disaster risk reduction laws and regulation										
Objective: Increase compliance rate by 40% by the end of 2029										
Programme: Disaster prevention programme										
Ensure proper compliance of disaster risk reduction law among communities	Number of Communities' disaster education carried out	Output	245	61	61	61	16	Male & female	Quarterly	NADMO
Goal: Ensure reliable and efficient telecommunication networks										
Objective: Increase network coverage by 45% by the end of 2029										
Programme: Communication expansion programme										
Ensure 40% of communities have access to communication coverage	Total % with access to telecommunication coverage	Output	60%	70%	80%	90%	100%	Male & female	Annually	DA/Telcos
Goal: Ensure proper regulation on building structures										
Objective: Sensitize 20 communities on permitting by the end of 2029										
Programme: Land use and spatial planning programme										

Ensure 20 communities sensitized on build permitting	Total number of communities sensitized	Input	40	5	5	5	5	Male & female	Annually	PPO/Wks Dept
Goal: Provide social services and gender equality										
Objective: enhance social service delivery and gender mainstreaming in 50 communities by the end of 2029										
Programme: Social welfare and gender equality programme										
Ensure 50 communities were sensitized on child protection and gender mainstreaming	Total number of communities sensitized	Input	64	12	12	13	13	Male & female	Quarterly	SWDC/ NGOs
Goal: improve sanitation management and ensure access to safe drinking water										
Objective: improve waste and water management systems by an increase of 45% by the end of 2029										
Programme: Water and sanitation programme										
Enhance improvement of waste and water management system by 45 %	Percentage of waste collected, and water facility constructed	Output	37%	42%	47%	52%	57%	Male & female	Annually	DA/ZL/NGOs
Goal: Enhancing the effectiveness and efficiency in delivery service and promote, local development										
Objective: Provide training and capacity building programme for 90% for Staff, Assembly Members and Unit Committee										
Programme: Local governance and institutional programme										
Provide capacity building trainings	Number of attendances	Input	185	185	185	185	185	Male & female	Quarterly	HRM

7.4: Evaluation Arrangement

Evaluation is key in improving decision making and providing insights for effective programme and project design and implementation. In view of this, MDAs, RCCs and MMDAs are expected to plan for the evaluation of programmes and projects in their PoAs and AAPs to inform evidence-based decision-making. Ex-ante, mid-term, and terminal evaluations are therefore recommended to be conducted

The Systematic assessment of the MTDP will provide the district with the opportunity to determine the effectiveness, efficiency and the impact on the implementation plan on its beneficiaries' communities. Reporting will be adopted to show the extent of progress made towards the implementation. The Plan will further help to:

1. Identify achievements, constraints and failures for improvements to be made to the DMTDP and project designs to achieve better results
2. Identify the appropriate interventions that will increase the responsiveness of targeted beneficiaries

At the District level, the activities of evaluation will be the responsibility of the District Planning Coordinating Unit (DPCU) led by the District Development Planning Officer and District Sectorial Departments. Pre-project, Mid-Term and Expo evaluation will be conducted before, mid and after the project respectively to assess whether the objective of the intervention has yielded the expected result. Also, a concept note will be prepared on each project before execution to ensure the relevance and alternative actions that can be developed to ensure the achievement of the desired result.

7.5: Participatory Monitoring & Evaluation

The Asikuma Odoben Brakwa District Assembly is committed to enhancing transparency, accountability, and citizen engagement in the implementation of 2026-2029 Medium Term Development Plan (MTDP). The document outlines the approach for integrating participation monitoring mechanism into the M&E framework. The reasons for the adoption of this approach are to ensure citizen are actively engaged in monitoring during the implementation of projects and programme.

The mechanisms adopted are as follows

1. Community scorecard: the plan will adopt scorecard for key projects for example, construction of school projects, roads construction etc
2. Project monitoring committee: the plan will be established committees for certain key projects
3. Social media and WhatsApp, SMS, Facebook feedback: the district will create these platforms that will respond promptly to certain concerns and issues for decision making
4. Citizen report card: the district will conduct annual survey together feedback on the implementation of certain projects and programmes

Table:7.4: Monitoring and evaluation of the work plan and budget for 2026-2029

Activities	Time frame																Actors	Budget (Ghc)
	2026				2027				2028				2029					
	Q1	Q2	Q3	Q4	Q1	Q2	Q3	Q4	Q1	Q2	Q3	Q4	Q1	Q2	Q3	Q4		
IMPLEMENTATION MONITORING																		
Quarterly monitoring																	DPCU	240,000
Mid-year review																	DPCU	12,000
Monitory of PWDs activities																	SWCD	5,000
Project inspection																	Inspection Team	42,000
LEAP beneficiaries																	SWCD	5,000
Annual Progress Report																		
Data collection																	DPCU/STAT	15,000
Preparation of APR																	Planning Unit	6,000
DPCU Meeting																	Planning Unit	44,800
Quarterly Progress Reports																	Planning Unit	12,000
DMTDP Evaluation																		
Mid-year review and evaluation																	DPCU	12,000
Terminal evaluation																	DPCU	12,000

7.6: Knowledge Management and Learning

Knowledge Management Learning in this context is the systematic process of creating, capturing, sharing, and effectively utilizing knowledge to improve decision-making, performance, and innovation across planning and development projects.

The concept of knowledge management and learning has become very necessary in the development paradigms. This is to ensure continues improvement, sustainability and avoid repeating mistakes. It also ensures harnessing the best practices for the best outcome in the process of implementing activities. Table 7.5 below shows details of knowledge mapping matrix for learning.

Table:7.5: Knowledge Mapping Matrix

Knowledge Area	Knowledge Holders	Knowledge Sources	Knowledge Gaps
Project management	Project management team	Project plan, reports, lessons learned	Limited knowledge of methodologies to be adopted
Financial management	Financer Officer, Accountant	Financial report, budget, accounting software	Insufficient knowledge of financial forecasting
Community engagement	Community development officer, social workers	Community feedback, focus group, survey	Limited understanding of community needs and expectations
Infrastructure development	Engineer, contractor, Technician	Technical specifications, construction manuals	Lack of knowledge about sustainable infrastructure practice
Monitory & Evaluation	M&E Officer, researchers	Evaluation reports, data analysis, research studies	Limited expertise in data analysis and interpretation

Source: DPCU 2025

7.7: Competency Matrix for Learning

The competency matrix will help us to identify, assess and develop the skill and knowledge of individuals, the various sectoral decentralized departments, stakeholders or the team in implementing the District Medium Term Development Plan

Table 7.6: Competency Matrix for Learning

Competency	Training Program	Evaluation Criteria	Learning Objectives
Project management	Project planning, risk management, methodologies	Ability to develop project plans, manage risk and adapt to changes	Develop project plans, identify and mitigate risk
Financial management	Budgeting, financial reporting, financial analysis	Ability to prepare budget, financial reports and analysis financial data	Prepare accurate budget, financial reports and analyse financial data to inform decision- making
Leadership and communication	Effective communication, Team building, conflict resolution	Ability to communicate effectively, build high performing teams and resolve conflict	Communicate effectively, build and lead high performing teams and resolve conflict in a constructive manner
Data analysis and interpretation	Data collection, data analysis, data visualization	Ability to collect, analyses and interpret data	Collect and analyse data, identify trends and present finding in a clear manner
Community engagement	Community assessment, stakeholder engagement, public hearings and need assessment	Ability to assess community needs, engagement and stakeholders	Assess community needs, engage stakeholders, build relationships to promote community development.

Source: DPCU 2025

8.0: CHAPTER EIGHT: COMMUNICATION STRATEGY

8.1: Introduction

The Asikuma Odoben Brakwa Districts is committed to effective communication with stakeholders to ensure the successful implementation of the 2026-2029 Medium Term Development Plan. The communication will outline the strategies to communicate with stakeholders, including community members, local authorities, project stakeholders and the media.

The communication objectives for AOBDA 2026-2029 MTDP are as follows:

1. Inform stakeholders about the district development plans and progress
2. Promote transparency and accountability
3. Engage citizens in decision making
4. Forster collaboration among stakeholders

8.2: Target Audience

1. Citizens of Asikuma Odoben Brakwa District
2. Traditional Authorities and Community Leaders
3. Development partners and stakeholders
4. Government agencies
5. Local business and entrepreneurs

8.3: Communication Channels

The communication channels Which will be adopted by Asikuma Odoben Brakwa District Assembly to disseminate the plan to the public are.

1. Traditional media, radio and community newsletter
2. Digital platforms, social media platforms, district websites and email
3. Reporting, Quarterly and Annual Progress Reports
4. Community engagement, Town hall meetings, community durbars and public forum
5. Stakeholders' engagement. Regular meetings with traditional authorities, business leaders and development partners.

8.4: Key Messages

The key messages for this communication strategy may include:

1. The district development vision and priorities
2. Success stories and impact of development intervention and initiatives
3. Opportunities for citizen engagement and participation
4. Progress updates on projects and programs implemented

8.5 Implementation Plan

The implementation plans for the communication strategy may include.

1. Adoption of communication team to oversee the implementation of the plan
2. Content calendar to ensure regular updates and engagement
3. Establishing local partnership with the media and community leadership
4. Monitoring and evaluating the effectiveness of the plan.

Table:8.1: Dissemination and Communication Strategy for the Implementation of AOBDA-2026-2029 Medium Term Development Plan

S/N	Activity	Purpose	Audience	Method/Tool	Time Frame	Responsibility
1.	DPCU meeting	To brief members on the new guidelines for the preparation 2026-2029 MTDP	DPCU members and non-decentralize agencies	Presentation	29/06/2025	Planning Officer/Chairman (DPCU)
2.	Meeting with pollical parties (leadership)	To get their inputs and to abreast with document as well as appreciate the plan	DCE, Presiding Member, MP, Sub-district level structures	Presentation	18/06/2025	Planning Officer
3.	Data collection at both area councils and communities	To get inputs/data	Area council members/ community leadership/CSOs	Questionnaires and discussions	23/06-30/07/2025	Field Officers
4.	Public hearing at Areas councils	To validate information and corrections	Area council members/ community leadership	Presentation	12/08-15/08/2025	Planning Officer/Team
5.	Final public hearing on the drafted plan	Final inputs and corrections	All Town/Area council members	presentation	26-29/2025	Planning Officer
6	Submission of the draft plan to RCC/NDPC	Technical backstopping and comment	RCC/NDPC	Draft document	10/10/2025	Planning Officer
6.	Submission of corrected draft plan to CRCC/NDPC	Technical advice and comment	RCC/NDPC	Draft document	22/10/2025	Planning Officer
7.	Approval of the plan by Ordinally General Assembly	Approval of the plan	Assembly members	Presentation	30/10/2025	Planning Officer

	Distribution of the document	For stakeholders to abreast with the implementation process	Stakeholder	Hard copies/ soft copies	04-06/11/2025	Planning Officer /Team
8.	Advertising the plan to public	Advertised the plan on the electronic media platforms and the Assembly's website	General public	Soft copies	18-20/11/2025	MIS Officer/ISD
9.	Reporting on progress of activities	Ensure the compilation of Quarterly and Annual Progress Report to various stakeholders and agencies to measure the progress of implementation.	General public	Reports	Quarterly/Annually	DPCU/Planning Unit
10.	Review meetings	To ensure whether the implementation is on course and to also make changes when necessary.	DPCU members, Stakeholders and public	DPCU review meeting	Half a year within the plan period	DCD/Planning Officer

Source: DPCU 2025

Table 8.2: Communication Strategy outcome (DMTDP 20262029)

Indicator	Description	Target	Data source
Website	Number of people who visited the district website	100 Every quarter	Website analysis
Social media engagement	Number of followers, like share and comment	200 followers per months	Social media analysis
Media coverage	Number of media coverage of district activities	5 media stations per quarter	Media monitoring
Citizen feedback	Number of citizens providing feedback through survey, suggestion box etc	200 feedback/month	Survey, suggestion box
Information dissemination	Number of information material e.g. flyers distributed	100 distribution/quarter	Distribution records
Stakeholder engagement	Number of stakeholders attending meetings, workshops	100 stakeholders, event	Attendance book
Message recall	% of citizens who can recall key messages about district medium term development plan	60%	Survey
Participation	Number of citizens participating in decision making processes	100 citizens/quarter	Attendant book

Source: DPCU 2025

Table 8.3: Members of Plan Preparation Team

No.	Name	Designation
1	Enoch Kwao	District Development Planning Officer
2	Owusu Ansah Louis	District Budget Analyst
3	Kwame Frimpong	District Statistician
4	MacJonnah Aidoo	Physical Planning Officer
5	Rapheal Paa Grant	Assistant Development Planning Officer
6	Charles Nusenu	District Engineer
7	Everyn	Assistant Director 11B- Secretary

8.5: Conclusion

The Asikuma Odoben Brakwa District Assembly Medium Term Development Plan for 2026-2029 represents a significant step towards achieving sustainable development and improving the lives of citizens in the district. Through a participatory and inclusive process, the plan has identified key priorities and strategies for addressing the district's development challenges.

The plans focus on economic development, social development, infrastructure and human settlement and governance will contribute to creating more prosperous and equitable society. The district commitment to transparency and accountability and citizen engagement will ensure that the plan is implemented effectively and that its impact is felt by all citizens.

As the district assembly embarks on implementing this plan, we are confident that it will bring about positive change and improvement in the lives of our citizens, traditional authorities, development partners, and government agencies to ensure the successful implementation of the plan.

Together we can build Asikuma Odoben Brakwa District Assembly and improve the wellbeing of our citizens.

ANNEXE

Annex 1. REFERENCES

1. Annual Progress Report, 2021, 2022, 2023, 2024, Asikuma Odoben Brakwa District. GSS. (2021) Population and Housing Census-Ghana Statistical Service.
2. LGS. (2016). Framework for Participatory Planning and Budgeting. Accra: Local Government Service.
3. MLGRD. (2013). National Local Economic Development Policy. Accra: Ministry of Local Government and Rural Development.
4. NDPC. (2026-2029). Guidelines for the preparation of District Medium-Term Development
5. Plans under the Medium-Term National Development Policy Framework. National
6. Asikuma Odoben Brakwa District Assembly: 2022-2025 Medium Term Development Plan.
7. AOBDA. (2021-2024 District Environmental Sanitation Action Plan

Annex 1: List Of Attendance of Public Hearing at Some Town/Area Councils










ASIKUMA ODOBEN BRAKWA DISTRICT ASSEMBLY			
TOWN/AREA COUNCILS			
(ODOBEN)			
S/N	NAME	DESIGNATION	SIGNATURE
1	Josephine Adah	Unit Committee	
2	Abubakar Yahya	Govt Appointee	
3	HON Kwame Gyasi	Hon. Ass	
4	Iddrisu Karim	Hon. Ass	
5	Millicent A. Darko	Hon. Ass	
6	Rehmat-Adi-Farson	Unit Committee	
7	Anthony R. Amos	Govt Appointee	
8	Edward Aare Inceom	Unit Committee	
9	ISAAC ARTHUR	Unit Committee	






10	Kwesi Adu	Unit Committee	
11	Benneth Antikwa	Unit Committee	
12	ENOCH KWABO	DPO	
13	Emmanuel Aducci	B-A	
14	Mawule Gbete	MIS	
15	Kwame Frimpong	DSO	
16	Richard K. Darko	SPA	

17	Abasiopain Yaw Mengah	Abasiopain	A
18	Yaw Abayyo	Chadon	Ab.
19	Kwame Abodwa	Harapan	Abodwa
20	Chadon Kwame Aene	Chadon	Har-
21	Kwame Dam	Abasiopain	Ab.
22	Pro. Kwadwo Bempang	PCS, Eson	Ab.
23	Abasiopain Kwabena Andeh	Abasiopain - Eson	Ab.
24	Joseph Odum	Nana - Poin	Ab.
25	Eric Essiaw	Nana - Poin	Ab.
26	Kwame Nyarko	Com Kwan	Ab.
27	Kofi Takyi	Abasiopain	Ab.
28	Ahna Kabidya	Commitment	Ab.

29	Enoch Kwasi	DPO	Kwasi
30	Emmanuel Asante	B.A	Ab.
31	Mawinko Cwka	MIS	Ab.
32	Kwabena Frimpong	DSU	Ab.
33	Richard K. Doko	SPA	Ab.
34	Park Evelyn	ASTLB	Ab.
36	Raphael Kw. Awa	ABPO	Ab.

ASIKUMA ODOBEN BRAKWA DISTRICT ASSEMBLY
TOWN/AREA COUNCILS
(KUNTENASE)










S/N	NAME	DESIGNATION	SIGNATURE
1	Hon Felix Acquah	Assembly	
2	Hon Justice Donnan	Assembly member	
3	Husein Usman	Zongo Rep	
4	Anthony Adjai	Assembly Chairman	
5	Titus Anyan	Pastor	
6	Richard Eyan	Unity Committee	
7	Charlotte Esho	Unity Committee	
8	Juliano Adoo	REP	
9	KWAME IDAHO	UNREP	

10	Inen Adjai	Treasurer	I.A.
11	Alex Agye	Youth rep	
12	Charles Kwaku Bediako	Committee	
13	Charles Gyasi	Assemblyman	C.A.
14	Enoch Kwao	DPO	
15	Emmanuel Asante	D.A	
16	Mawuko Gwaa	MIS	

ASIKUMA ODOBEN BRAKWA DISTRICT ASSEMBLY

TOWN/AREA COUNCILS

















(ODOBEN)










S/N	NAME	DESIGNATION	SIGNATURE
1	Josephine Adae	Unit Committee	
2	Abubakar Yahya	Govt Appointee	
3	Hon Kwame Gyasi	Hon. Ass	
4	Iddrisu Karim	Hon. Ass	
5	Millicent A. Darko	Hon. Ass	
6	Rehond-Adu Forson	Unit Committee	
7	Anthony R. Amos	Govt Appointee	
8	Edward Asare Inceon	Unit Committee	
9	ISAAC ARTHUR	Unit Committee	

ASIKUMA ODOBEN BRAKWA DISTRICT ASSEMBLY

TOWN/AREA COUNCILS

(BRAKWA)










S/N	NAME	DESIGNATION	SIGNATURE
1.	Hon Olivia Benti	DCE	
2	Enoch Kwao	DPA	
3.	Prah Evelyn	ADUB	
4.	Emmanuel Ake	B.A	
5.	Mawuko Coka	MIS	
7.	Macjonah Aideo	PPO	
8.	Radical Akrat	ABD	
9	Kwame Frimpong	DSE	
10	Eshwercel Obeng	assembly man	
11	Charles Botwe	Assembly man	
12	THOMAS K. BAAH	ABRODEASE	
13.	Robert Andoh	Ohenbronso	
14	Bernard A. Mensah	Ampabent	
15	ERIC ABJEI	ohenbronso	
16	An Thea Akwamena	Apubant	
17	Ernestina Amamb	Abodaso	

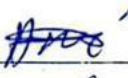






18.	Odunso Thomas	EHS	
19.	Isaac K. Essuman	Odiero Sec.	
20.	James Angmo	Resident Kona	
21.	Nona Yansam	Asofohene	
22.	Gloria Kumi	Sec. Council	
23.	Adam A Zubair	Zongo	
24.	Owusu-Ansah L.	DBA	
25.	Kwame Frimpong	Rep COS	
26.	Richard C. Dede	SP-A	

ASIKUMA ODOBEN BRAKWA DISTRICT ASSEMBLY

TOWN/AREA COUNCILS

(ANHWIAM)

S/N	NAME	DESIGNATION	SIGNATURE
1	Robert Abbam	Area Council Chairman	
2	ZIGAH JOEFFREY	Assemblyman	
3	Alex Dadzie	Area Council Secretary	
4	Christopher Saeed	Secretary to Nana Bodae v. Anlini	
5	Ebusua Panyin Mazer Bodae	Ebusua Panyin Anlini	
6	Esi Amaabua	women organizer	
7	Lou Nyerko	Town committee chair	
8	Amos Ktsiful	church leader	
9	Samuel Opoku	mratchene	

10	Kwabena Haruna	Nana's Rep	
11	Mustapha Agyah	Unit committee	
12	Issak Subeyman	Akase Rep	
13	Felice Ampomah	unit committee	
14	Abrokush Bright	youth wing	
15	Alexander Siau	Unit committee	
16	Joseph Kntsi	Unit Committee	


Annex 2: Summary of Minutes of Public Hearing

SUMMARISE OF REPORT OF THE PUBLIC HEARING FOR THE PREPARATION OF THE ASIKUMA ODOBEN BRAKWA DISTRICT ASSEMBLY 2026-2029 DMTDP FOR VARIOUS TOWN & AREA COUNCILS

1.0	<p><u>Introduction:</u> The public hearing of various Town and Area Councils was called to order by the District Planning Officer, Mr. Enoch Kwao. He went on to state the purpose of the meetings. He said the purpose of the hearing was to gather input from stakeholders for the preparation of the 2026-2029 District Medium-Term Development Plan (DMTDP)</p>	
2.0	<p>In attendance were:</p> <ul style="list-style-type: none">• District Chief Executive, Hon. Olivia Bentil• District Planning Officer, Mr. Enoch Kwao• District Budget Analyst, Mr. Louis Owusu Ansah• Staff from District Assembly• Representative of key stakeholders from various 8 Area Councils	
3.0	<p><u>Opening Remarks</u> The District Chief Executive, Hon. Olivia Bentil welcomes participants and emphasis the importance of community involvement in the planning process She stated that as we gathered here today, we are reminded of the critical role that community participation plays in shaping the development agenda of our district. The District Medium Term Development is a key document that will guide our development efforts over the next four years, and it is essential that we hear from you our stakeholders to ensure that it reflects our collective aspirations. We are committed to creating a plan that is responsive to the needs of our people, and we look forward to your valuable inputs.</p>	
4.0	<p><u>Presentations/Discussions</u> The District Planning Officer, Mr. Enoch Kwao, presented the draft plan highlighting key areas of focus including</p> <ol style="list-style-type: none">1. Education; improving infrastructure by construction of new classroom blocks2. Healthcare; strengthen healthcare infrastructure by construction facilities in areas such as Asarekwaa, Anwhiam, Completion of Tweredua CHPS Compound, Expansion of Amanfopong CHPS to health centre and many more3. Agriculture, promoting modern farming practice, enhancing market accessibility to local farm products, establishing demonstration farming4. Improving district road network, extension of rural electrification, access to clean water and sanitation among others. <p>He also presented the planning process including the situational analysis and the development goals and objectives; the presentation also highlighted the importance of aligning the DMTDP with national development priorities and the sustainable development goals and targets.</p>	

5.0	<p><u>Questions and Answers</u> Questions were asked and appropriate responses were also provided by the Hon. DCE and her team, noticeable among them was what measures will be put in place to ensure the plan is implemented effectively. Respond, the district assembly will put together a monitory team to track the progress of implementation of the plan and to also ensure accountability.</p>	
6.0	<p><u>Recommendations/Suggestion /Inputs</u> Individual views were also noted to be incorporated into the plan.</p>	
7.0	<p><u>Closing Remarks</u> The district chief executive thanked participants for their input and assured them that their suggestions would be incorporated into the plan.</p>	


.....
EVELYN PRAH
ADI (SECRETARY)


.....
HON. OLIVIA BENTIL
DIST. CHIEF EXECUTIVE
DISTRICT CHIEF EXECUTIVE
ASIKUMA - GBOHIN - BAKWA
DISTRICT ASSEMBLY
BAGWA ASIKUMA

Annex 3: Pictures of Public Hearing at the Town and Area Councils

Public Hearing on the Preparation of the Medium-Term Development Plan For 2026-2029 at Town and Area Councils.



Public Hearing at Bedum Area Council



Public Hearing at Bedum Area Council



Public Hearing at Anwhiam/Baako Area council



Public Hearing at Anwhiam/Baako Area Council



Public Hearing at Brakwa T. Council



Public Hearing at Brakwa T. Council



Public Hearing at Jamra Area Council



Jamra Area Council



Odoben Town Council



Odoben Town Council



Figure 1 Asikuma Town Council



Figure 2 Asikuma Town Council

Annex 4: Asset Maintenance Plan

Type of Infrastructure	Type of Maintenance	Schedule of maintenance	Estimated Cost	Time Frame	Location	Responsibility
District Assembly block	Major renovation works	Annually	500,0000	2026-2029	Breman Asikuma	Wks Engineer
Area councils Offices	Renovation	Annually	70,000.00	2026-2029	Bedum, Asikuma, Brakwa, Odoben, Kokoso, Jamra and Anwhiam	Chairman, Area Councils
Dist. Assembly Bungalows	Renovation	Annually	180,000	2026-2029	Breman Asikuma	Wks Engineer
Market	Maintenance	Quarterly	200,000.00	2026-2029	Breman Asikuma, Agona Odoben and Brakwa	Mkt committee
School Blocks	Renovation	Annually	300,000.00	2026-2029	Kyirakaa, Anwhiam Camp, Ohianhyeda, Okukrom	DA/GES, NGO
Health Facilities	Renovation	Annually	300,000. 00	2026-2029	Asikuma Health Centre, Asarekwaa CHPS etc	Wks Eng/DHD
Road	Reshaping	Annually	40,000.00	2026-2029	Asikuma-Abuakwa, Anwhiam-Edumanu, etc	Wks Engineer
Boreholes	Repairs	Annually	80,000.00	2026-2029	Faulty boreholes – all communities	DWST Eng,
School Desk	Repairs	Quarterly	50,000	2026-2029	Identifiable schools	GES/NGOs/Philanthropies
Streetlights	Replacement of street lightbulbs and other	Quarterly	70,000	2026-2029	District wide	Wks Eng/ Assembly Members
Laptops / Printers/ projectors	Major and minor Repairs	Quarterly	35,000.00	2026-2029	Asikuma	MIS Officer
General Equipment-Maintenance (The standby Generator, Cars)	Car body works Changing of oil and replacement of electrical items	When faulty occurs	100,000	2026-2029	Asikuma	Transport Officer

Source: Wks Dept-2025

