

AHAFO ANO SOUTH-WEST DISTRICT ASSEMBLY



REPUBLIC OF GHANA

**2020 ANNUAL
PROGRESS REPORT
(DMTDP 2018-2021)**

JANUARY, 2020

TABLE OF CONTENTS

| | |
|---|-------------------------------------|
| TABLE OF CONTENTS | 1 |
| LIST OF TABLES | 2 |
| LIST OF ACRONYMS | 3 |
| EXECUTIVE SUMMARY | 4 |
| | |
| 1.0 INTRODUCTION | 5 |
| 1.1 Purpose of the Monitoring and Evaluation for the Stated Period, 2020 | 5 |
| 1.2 Summary of Achievements of the Implementation of the DMTDP | 5 |
| 1.3 Challenges Encountered in the Implementation of the DMTDP | 7 |
| 1.4 Processes Involved in the Preparation of the 2020 Annual Progress Report | 8 |
| | |
| 2.0 MONITORING AND EVALUATION ACTIVITIES REPORT, 2020 Error! Bookmark not defined. | |
| 2.1 Programmes/Projects/Activities Status of 2020..... | Error! Bookmark not defined. |
| 2.2 Update on Funding Sources | 26 |
| 2.3 Update on Disbursement..... | 27 |
| 2.4 Update on Indicators and Targets | 28 |
| 2.5 Update on Critical Development and Poverty Issues..... | 31 |
| 2.6 Evaluations Conducted, Their Findings and Recommendations | 32 |
| 2.7 Participatory Monitoring and Evaluation Undertaken and Their Results | 36 |
| | |
| 3.0 CONCLUSION AND THE WAY FORWARD | 38 |
| 3.1 Summary of Key Issues Addressed in 2020 and Those Yet to be Addressed | 38 |
| 3.2 Recommendations..... | 38 |

LIST OF TABLES

| | |
|--|----|
| Table 1.1: Proportion of the DMTDP Implemented | 7 |
| Table: 1.2: Annual Action Plan Implemented under Agenda for Jobs Policy Framework..... | 7 |
| Table 2.1: Programmes/Projects Register, 2020 | 14 |
| Table 2.2: Update on Revenue Sources from 2017 to 2020 | 26 |
| Table 2.3: Update on Expenditure from 2017 to 2020..... | 27 |
| Table 2.4: Performance of Core Indicators at the District Level | 28 |
| Table 2.5: Update on Critical Development and Poverty Issues in 2020 | 31 |
| Table 2.6: Update on Evaluations Conducted in 2020..... | 34 |
| Table 2.7: Update on PM&E Conducted | 36 |

ACRONYMS

| | | |
|--------|---|--|
| AAP | : | Annual Action Plan |
| AIDS | : | Acquired Immune Deficiency Syndrome |
| AASWDA | : | Ahafo Ano South-West District Assembly |
| BAC | : | Business Advisory Centre |
| CHPS | : | Community Health Planning Services |
| CIC | : | Community Information Centre |
| CLTS | : | Community Led Total Sanitation |
| DACF | : | District Assemblies Common Fund |
| DBA | : | District Budget Analyst |
| DDF | : | District Development Fund |
| DMTDP | : | District Medium Term Development Plan |
| DPCU | : | District Planning Co-ordinating Unit |
| DPO | : | District Planning Officer |
| FBOs | : | Farm Based Organizations |
| GES | : | Ghana Education Service |
| GOG | : | Government of Ghana |
| HIV | : | Human Infections Virus |
| ICT | : | Information Communication Technology |
| IGF | : | Internally Generated Funds |
| LEAP | : | Livelihood Empowerment Against Poverty |
| M&E | : | Monitoring and Evaluation |
| MLGRD | : | Ministry of Local Government and Rural Development |
| MOFA | : | Ministry Of Food and Agriculture |
| MSMEs | : | Middle Small Medium Enterprises |
| NHIS | : | National Health Insurance Scheme |
| PPPs | : | Public Private Partnership |
| REP | : | Rural Enterprise Programme |
| SMEs | : | Small Medium Enterprises |
| SSNIT | : | Social Security National Insurance Trust |
| STIs | : | Sexually Transmitted Infections |

EXECUTIVE SUMMARY

The Ahafo Ano South West District Assembly is one of 43 districts of the Ashanti Region. It was established by legislative instrument (*L.I*) 2334 of 14th November, 2017 and was carved out of the then Ahafo Ano District Assembly, with Mankranso as its Capital. The District is guided by the implementation of its District Medium Term Development Plan (DMTDP 2018-2021) which is in line with the Agenda for Jobs creation, prosperity and equal opportunity policy framework. The focus of the DMTDP is to improve the socio- economic and the environmental conditions of people in the District. It is important to evaluate the progress of the DMTDP on a quarterly and annual basis by measuring the indicators and assessing the milestones reached.

The 2020 Action plan had a total of 96 Programs and projects and as at the 31st of December which is the end of the 4th quarter and the annual action year, the district had been able to implement about 7 (7.3%), about 83 (86.5%) of the activities are ongoing, while 6 (6.3%) are yet to be implemented. The total funds received for DACF for the year was **4,178,573.10** representing (97.32%) of the budgeted figure of 4,293,578.7. A total of 340,779.98 (85.79%) of Internally Generated Funds have so far been realized out of the budgeted amount of 397,243.50 cedis.

1.0 INTRODUCTION

1.1 Purpose of Monitoring and Evaluation for Stated Period, 2020

The rationale for developing Monitoring and Evaluation (M&E) for the implementation of 2020 Composite Annual Action Plan is summarized as follows:

- To assess whether 2020 Composite Annual Action Plan (DMTDP, 2018-2021) developmental targets were being met.
- To document progress made and lessons learnt from the implementation of programmes, projects and activities.
- To improve service delivery and influence allocation of resources in the District.
- To demonstrate M&E results to stakeholders as part of accountability and transparency.
- To provide information for effective coordination of District's development at the regional and national levels, African Union Agenda, 2063 and the Sustainable Development Goals, 2016-2030.
- To identify achievements, constraints and failures so that improvements can be made to the Composite Annual Action Plan (CAAP) and project designs to achieve better impact.

1.2 Summary of Achievements of the Implementation of the DMTDP

The 2020 Annual Progress Report is the appraisal of all programmes, projects and activities implemented during the quarters (from 1st January to 31st December) embedded in the 2020 Composite Annual Action Plan of the Ahafo Ano South-West District Assembly. The focus is to find out if the targets set by the District were achieved during the period under review. The Annual Progress Report will enable the District to measure the actual performance against the set targets. The report presents the result of the assessment of the indicators and targets adopted for monitoring and evaluating the achievements and impacts of key policy and Programme interventions executed in the 2020.

- ***Proportion of Composite Annual Action Plan (CAAP) Implemented by the End of 2020***

Out of 96 programmes, projects and activities proposed for implementation in the year 2020. Out of the 96, Six (6) accounting for 6.3 percent was not initiated 83 representing 86.5 percent were initiated out of which 7 forming 7.3 percent were fully completed with an overall performance of 93.75 percent. The performance of the district especially in the area of a higher percentage ongoing could be attributed to the covid 19 pandemic which halted most activities

during the second and third quarters of year 2020. Table 1.1 shows the level of implementation of the 2020 Composite Annual Action Plan. It is worth mentioning that, the District has successfully implemented the first 36 months (January, 2018 to December, 2020) of the four years of the plan that is, from 2018 to 2021 using the CAAP aggregated from the Eleven (11) Decentralized Departments of the Assembly. In the first 36 months of the four years, the District has initiated 182 programmes, projects and activities, out of which 179 representing 98.4 percent have been implemented.

- ***Overall Proportion of the DMTDP Implemented within the Four Year Period (2018-2021)***

Out of the 182 programmes, projects and activities proposed to be implemented within the plan period of 2018 to 2021, averagely 90 representing 51.4 percent were implemented. From the performance review of the DMTDP 2018-2021, the District has so far recorded 98.4 percent achievement. As a result of this, the District has seen a tremendous improvement in education, health, water, sanitation, energy, transportation, LED and job creation which has enhanced the quality life of the people. Again, all the cross-cutting issues targeting HIV/AIDS, gender, environment, climate change, population and social protection programmes have been fully integrated in the implementation of the programmes, projects and activities in the DMTDP (2018-2021). It is worth mentioning that not all the programmes, projects and activities implemented were from the plan. Table 1.1 shows the performance achievement of the implementation of the DMTDP 2018-2021.

Table 1.2 also shows the District's performance in terms of its achievement under the development dimensions of the National Medium Term Development framework (Agenda for Jobs Policy Framework). In 2020, Out of total executed projects/programmes of 90, 33 activities were initiated on social development while 13 were of the activities earmarked for the year were focused on economic development. Moreover, the district fully achieved all its planned activities under the economic and environment, infrastructure and human settlement dimensions in 2020.

Table 1.1: Proportion of the DMTDP Implemented

| Indicators | 2018 | 2019 | 2020 | 2021 |
|---|---------|---------|---------|---------|
| | Percent | Percent | Percent | Percent |
| Proportion of the Composite Annual Action Plan implemented by the End of 2020 | 96.7 | 98.8 | 93.75 | - |
| a. Percentage Completed | 85.8 | 3.5 | 7.3 | - |
| b. Percentage of On-going Interventions | 7.9 | 52.8 | 86.5 | - |
| c. Percentage of Interventions Yet to Start | 6.3 | 8.1 | 6.3 | - |
| Proportion of the Overall Medium-Term Development Plan Implemented by the end of the 2020 of the Four Years (2018-2021) | 50.9 | 55.8 | 63.2 | - |

Source: DPCU-AASWDA, January, 2021

Table 1.2: Annual Action Plan Implemented under the Agenda for Jobs Policy Framework

| S/N | Development Dimension | 2019 | | 2020 | |
|-----|--|------|------|------|------|
| | | Plan | Exec | Plan | Exec |
| 1 | Economic Development | 13 | 13 | 13 | 13 |
| 2 | Social Development | 35 | 35 | 34 | 33 |
| 3 | Environment, Infrastructure and Human Settlement | 13 | 12 | 15 | 15 |
| 4 | Governance, Corruption and Public Accountability | 29 | 29 | 30 | 29 |
| | Total | 90 | 89 | 92 | 90 |

Source: DPCU-AASWDA, January, 2021

1.3 Challenges Encountered in the Implementation of the DMTDP

The specific constraints, problems or difficulties encountered by the District Planning Coordinating Unit (DPCU) during the implementation, monitoring and evaluation of the 2020 Composite Annual Action Plans under the DMTDP 2018-2021 are outlined below.

- The outbreak of COVID 19 Pandemic globally had a sterling effect on the activities of the District due to the implementation of the restriction policy. The partial lockdown in Greater Accra and the Greater Kumasi areas affected turnout to work. Additionally, most departments could not embark on their earmarked activities due to these restrictions.

- The major challenge facing the implementation of the plan is inadequate funding from all sources (GOG, DACF, DDF, IGF and Other Donor Support). This is because some of the DACF releases (2020 fourth quarter) to the District is still in arrears. Similarly, the DPAT grants for 2018 and 2019 are still in arrears.
- Inadequate logistical support and other resources for monitoring and evaluation activities in the District and at the sub-structures levels.
- Lack of assigned permanent vehicle for monitoring and evaluation of programmes, projects and activities in the District.
- Inadequate training programmes organized by NDPC on the preparation and reporting of DMTDPs, CAAP and Annual Progress Reports respectively.
- Lack of sustainable funds to conduct DPCU activities, Social Accountability Programmes, Evaluation and Participatory Monitoring and Evaluation.

1.4 Processes Involved in monitoring and evaluating of 2020 CAAP

During the year under review, the District Planning Coordinating Unit (DPCU) was committed to ensuring that implementation of projects and activities of the Assembly were according to plan and budget. Monthly and quarterly monitorings were carried out frequently.

The District Planning Co-ordinating Unit (DPCU) also facilitated the preparation of the 2021 Annual Progress Report with the involvement of all the 11 decentralized departments of the Ahafo Ano South-West District Assembly. Monitoring and Evaluation data were compiled from both primary and secondary sources. The secondary data were compiled from the various quarterly Reports of Departments and Agencies as well as from the District Assembly and its Area Councils.

The primary data were also obtained from the quarterly site meetings, Public Hearings, Town Hall Meetings, Social Accountability Forums and the quarterly meetings with the various stakeholders involved in the plan implementation and monitoring. The data were collated, analysed and evaluated by the DPCU. The final report will be disseminated to the public by the District Development Communication Committee at the Town Hall meeting of the Assembly. The report was finally submitted to the National Development Planning Commission (NDPC) through the Regional Co-ordinating Council.

2.0 MONITORING AND EVALUATION ACTIVITIES REPORT, 2020

The Ahafo-Ano South West District Assembly is mandated by the National Development Planning Commission (NDPC) to prepare a 4-year Medium Term Development Plan (MTDP) to cover 2018-2021 which would form the basis for wealth creation in the District and reduce the incidence of poverty. The MTDP which is aligned within the framework of the National Development Plan focuses on Agenda for jobs under these four out of the five pillars;

1. Economic Development
2. Social Development
3. Environmental, Infrastructure and Human Settlement
4. Governance, Corruption and Public Accountability

In this chapter, the status of programmes and projects under these pillars for the year 2020 are presented. Out of the ninety-six (96) projects and programmes, six (6) of them were not initiated at all by the end of the year. However, seven (7) were fully completed while about eighty three (83) were at various stages and ongoing

Total Programme/Project = 96

Completed = 6

Ongoing = 83

Not Implemented = 7

It is relevant to know whether the programmes/projects as planned have been achieved. The non-achievement of programmes/projects calls for an assessment of key challenges of project implementation and the way forward.

2.1 Programmes/Projects/Activities Status

Table 2.1: Projects Register, 2020 Annual Progress Report

| S/N | Projects And Programs | Policy framework/Pillar | Location | Contract or/ Consultant/ Department/ Unit | Budget/ Contract Sum (GH¢) | Source Of Funding | Date of Award D/M/ Y | Date Started (D/M/Y) | Expected Date of Completion (D/M/Y) | Expenditure to Date (GH¢) | Outstanding Balance (GH¢) | Implementation Status | Remarks |
|-----|---|--|-----------|---|----------------------------|-------------------|----------------------|----------------------|-------------------------------------|---------------------------|---------------------------|-----------------------|---|
| | <i>Central Adm. Dept</i> | | | | | | | | | | | | |
| 1 | Maintenance of Residential and Office Buildings | Governance, Corruption and Public Accountability | Mankranso | Central Adm. | 231,721.56 | DACF/IGF | - | 02/01/2020 | 31/12/20 | 106,123.00 | - | Implemented | 4 No. Residential bungalows for DCD, DFO, District Planning Officer and District Engineer renovated |
| 2 | Maintenance of General Equipment, Machineries, Furniture and Fixtures | Governance, Corruption and Public Accountability | Mankranso | Central Adm. | 110,000.00 | DACF/IGF | - | 02/01/2020 | 31/12/20 | 62,945.02 | - | Ongoing | Maintenance of General Equipment, Machineries, Furniture and Fixtures |
| 3 | Maintenance of Official Vehicles (Grader, Tipper Truck & general equipment) | Governance, Corruption and Public Accountability | Mankranso | Central Adm. | 90,693.66 | IGF/DACF | - | 02/01/2020 | 31/12/20 | 66,338.73 | - | Ongoing | Official Vehicles (Grader, Tipper Truck & general equipment) |
| 4 | Provision for running cost and lubricants for Official Vehicles | Governance, Corruption and Public Accountability | Mankranso | Central Adm. | 8,000.00 | IGF | - | 02/01/2020 | 31/12/20 | 7,695.00 | - | Ongoing | Servicing of Official Vehicles done routinely |

| | | | | | | | | | | | | | |
|----|---|--|---------------------|--------------|------------|-----------|---|------------|----------|------------|---|-----------------------|---|
| 5 | Provision for Travel and Transport Allowance for Operation and Maintenance activities | Governance, Corruption and Public Accountability | District wide | Central Adm. | 8,500.00 | IGF | - | 02/01/2020 | 31/12/20 | 7,850.00 | - | Ongoing | Travel and Transport Allowance for Operation and Maintenance activities supported |
| 6 | Provision of Equipment, Supplies and Tools for Offices and Others under Operation and Maintenance activities | Governance, Corruption and Public Accountability | Mankranso | Central Adm. | 19,600.00 | DACF/IGF | - | 02/01/2020 | 31/12/20 | 12,088.21 | - | Ongoing | Equipment, Supplies and Tools for Offices and Others under Operation and Maintenance activities |
| 7 | Completion of 1No. 4-Unit Staff Quarters with Auxiliary Facilities at Mankranso | Governance, Corruption and Public Accountability | Mankranso | Central Adm. | 80,000.00 | DACF | - | 02/01/2020 | 31/12/20 | | - | Yet to be implemented | Project to be prioritized for implementation due to increasing accommodation challenges of staff |
| 8 | Renovation and Furnishing of 2No. Area Council Offices at Kunsu and Mpasaso No.1 | Governance, Corruption and Public Accountability | Kunsu, Mpasaso No.1 | Central Adm. | 18,178.00 | DFF/DPA T | - | 02/01/2020 | 31/12/20 | 18,120.50 | - | Implemented | Domeabra area council has been renovated |
| 9 | Provision for Donations and Other Social Responsibilities | Governance, Corruption and Public Accountability | District wide | Central Adm. | 4,000.00 | IGF | - | 02/01/2020 | 31/12/20 | 3,988 | - | Ongoing | Donations and social responsibilities eg Funerals, medical aid etc supported by the Assembly. |
| 10 | Provision for Other Administrative Expenses of the Assembly (NALAG dues, Printed Materials and Stationery, Refreshments and | Governance, Corruption and Public Accountability | District wide | Central Adm. | 132,084.56 | DACF/IGF | - | 02/01/2020 | 31/12/20 | 129,113,92 | - | Ongoing | Administrative Expenses of the Assembly (NALAG dues, Printed Materials and Stationery, Refreshments and hosting of Official Guests, Fuel, Travelling duly honored |

| | | | | | | | | | | | | | |
|------------------------------|---|--|---------------|--------------|--------------|-----------|---|------------|----------|--------------|---|---------|--|
| | hosting of Official Guests, Fuel, Travelling, Overtime and all other meetings) | | | | | | | | | | | | |
| 11 | Provision for Funds for Social Interventions and Unanticipated Programmes (Contingency) | Governance, Corruption and Public Accountability | District wide | Central Adm. | 194,900.30 | IGF/DAC F | - | - | - | 100,234.81 | - | Ongoing | Ongoing |
| 12 | Provision for transfer and haulage grants to newly posted female and male staff | Governance, Corruption and Public Accountability | Mankranso | Central Adm. | 5,000.00 | IGF | - | 02/01/2020 | 31/12/20 | 5,500.00 | - | Ongoing | Seven persons have been supported with transfer grants within the period under review. |
| B. Finance Department | | | | | | | | | | | | | |
| 13 | Payment of Employees' Compensation (Established Post and Non-Established Post) | Governance, Corruption and Public Accountability | District wide | Finance Dept | 2,178,381.60 | IGF/GOG | - | 02/01/2020 | 31/12/20 | 2,178,381.98 | - | Ongoing | Ongoing |
| 14 | Payment of Utility Bills, Postal, Bank and Other Charges | Governance, Corruption and Public Accountability | Mankranso | Finance Dept | 11,000.00 | DACF/IG F | - | 02/01/2020 | | 6,515.74 | - | Ongoing | Ongoing |
| 15 | Provision of logistics (Raincoats, Willington boats, Torchlight and other incentives) for revenue collectors under RIAP | Governance, Corruption and Public Accountability | District wide | Finance Dept | 7,000.00 | DACF/IG F | - | 02/01/2020 | 31/12/20 | 6,445.91 | - | Ongoing | Ongoing |

| <i>C. Physical Plg Dept</i> | | | | | | | | | | | | | |
|-----------------------------|---|---|---------------|------------|------------|----------------|---|------------|----------|------------|---|---------|--|
| 16 | Provision of support for the T&CP Department and Works Department to promote housing standards, design and construction | Environment, Infrastructure and Human Settlements | Mankranso | PPD | 2,000.00 | DACF/IG F | - | 02/01/2020 | 31/12/20 | 1,900.00 | - | Ongoing | Meeting held with Mankranso, Wioso and Kunsu Chiefs to sensitize them on the land use and housing standards related issues. The taskforce undertook site inspections and issued demand notices to developers without permit with the aim of raising the revenue of the District while managing and controlling development. |
| <i>D. Works Department</i> | | | | | | | | | | | | | |
| 17 | Maintenance of 40km Feeder Roads to promote LED and other road related activities | Environment, Infrastructure and Human Settlements | District wide | Works Dept | 162,000.00 | DACF/IG F /GOG | - | 02/01/2020 | 31/12/20 | 152,250.00 | - | Ongoing | Maintenance of roads Kunsu-Saakrom -21km Bonkro-Bonkro – 8.2km Asuogya-Asuogya 1.0km, Sikafrebogya-Kramokrom-11km Bonkwaso-Bonkwaso - 11.0km Asenkatia – Asenkatia – 6.0km Asukese – Asukese- 10.10km Nyameadom – Nyameadom – 2.8km Asuoabena- Asuoabena – 5.4km Afresini – Bonkwaso - 7.0 km, Kunsu-Piniwotrim – 10km Surface Ongoing – Wioso – Mpasaso- 20km Asphalt Overlay (Ghana Highway Authority) Mankranso –Tepa – 55km |

| | | | | | | | | | | | | | | |
|----|--|---|----------------------|--|-------------------|-------------|------------|------------|----------|------------|---|---------|--|---|
| | | | | | | | | | | | | | | Ohiapae junction- Ohiapae- 3.6km Nyameahyiraso junction- Nyameahiraso- 2.4km |
| 18 | Maintenance of Street Lighting System to curb the incidence of crime in the District | Environment, Infrastructure and Human Settlements | District wide | Works Dept/ Bossman Hydro Engineering Limited | 52,000.00 | DACF/IGF | . 05/07/18 | 02/01/2020 | 31/12/20 | 39,182.00 | - | Ongoing | Maintenance of streetlights ongoing in Kunsu, Mankranso, Wioso, Mpasaso | |
| 19 | Maintenance of boreholes and water improvement projects in the District | Social Development | Selected Communities | Works Dept | 186,273.99 | DACF/IGF/DF | - | 02/01/2020 | 31/12/20 | 76,050.00 | - | Ongoing | Boreholes maintenance ongoing in 8 communities | |
| 20 | Construction of 1No. Slaughter Slab at Wioso and Sikafrebogya | Social Development | Wioso | Works Dept | 19,000.00 | IGF/DACF | - | 02/01/2020 | - | 8,662.57 | - | Ongoing | 1No. slaughter slab at Sikafrebogya about 60% completed | |
| 21 | Construction of 1No. Public Toilet facility at a Selected Community | Social Development | Bonkwaso No. 1 | Works Dept | 100,000.00 | DACF/IGF | - | 02/01/2020 | - | 100,922.00 | - | Ongoing | The project is 67% complete. | |
| 22 | Maintenance of 10No. Defective Toilet Facilities (APPT, WC, Pit Latrines) | Social Development | Selected Communities | Works Dept | 154,744.32 | DACF/IGF | - | 02/01/2020 | 31/12/20 | 57,841.50 | - | Ongoing | Maintenance of Hwibaa public toilet implemented | |
| 23 | Provision of support for the construction of 100No. Household Toilets to end Open Defecation | Social Development | District wide | Works Dept | 76,882.54 | DACF/IGF | - | 02/01/2020 | 31/12/20 | 43,723.11 | - | Ongoing | Support to 1Household, 1 bio digester toilet facility ongoing by the District. | |

| | | | | | | | | | | | | | |
|---|---|--------------------|-------------------------------|----------------|------------------|-----------|---|------------|------------|------------|---|---------|--|
| 24 | Drilling and Mechanization of 2No Boreholes with 7No. Handwashing Facilities at exit points at Kunsu Market Centre and Domeabra and the Construction of 1No. handwashing facility at Mankranso | Social Development | Kunsu, Domeabra and Mankranso | Works Dept | | | | | | 148,960.00 | | Ongoing | 8no. Hand washing facilities with 2no. mechanized boreholes at Mankranso, Kunsu and Domeabra Project is 95% done Due to the road construction at Kunsu, some sections of works are affected. |
| <i>E. Education, Youth and Sports Department</i> | | | | | | | | | | | | | |
| 25 | Provision of quarterly support to District Education Fund / District Education Oversight Committee (DEOC)/ SPAM/STMIE Clinic to celebrate girl child education week and other girl child related activities | Social Development | District Wide | Education Dept | 71,216.94 | DACF/IG F | - | 02/01/2020 | 31/12/20 | 5,142.73 | - | Ongoing | DEOC meetings were successfully organized for the period. Spam was organised for selected school communities DEOC/STMIE yet to be organised stationery for Girl Child Education |
| 26 | Provision of bursaries to Needy Students to promote especially Girl Child Education in the District | Social Development | District wide | Education Dept | 10,000.00 | DACF | - | 02/01/2020 | 31/12/20 | 9,430.00 | - | Ongoing | Support given to 6 females through MP's common fund |
| 27 | Construction of 2No. 3-unit Classroom Blocks with offices, Stores, 1No. 4-seater KVIP, Urinal and landscaping at Abodease and Kunsu DA | | Kunsu | Education Dep | | DACF | | 26/05/2020 | 26/10/2020 | 131,557,6 | | Ongoing | Construction of 1no. 3 unit classroom block at Kunsu is 47% complete. |

| | | | | | | | | | | | | | |
|-----------------------------|---|--------------------|----------------------|----------------------------|------------|----------|----------|------------|----------|------------|---|-------------|---|
| 28 | Maintenance of School Buildings and Other Facilities in the District | Social Development | Selected Communities | Education Dept | 75,000.00 | DACF/IGF | - | 02/01/2020 | 31/12/20 | 43,000.00 | - | Implemented | Renovated Directors Bungalow/ and Rehabilitation of Odoyefe D/A primary classrooms done |
| 29 | Provision of School Facilities and GETFund Projects in the District-Asukese, Mankranso, Bonsukrom, Domeabra, Kunsu, Abaasua, Agyeibi, Adiembra, Wioso, Abodease | Social Development | Selected Communities | Education Dept | 215,766.58 | IGF/DACF | - | 02/01/2020 | 31/12/20 | - | - | Ongoing | Ongoing |
| 30 | Provision of School Furniture, School Furniture, Computers and Accessories for schools in the District to promote Girl Child Education | Social Development | District Wide | Oliver Mountain Enterprise | 250,000.00 | DACF/DDF | 05/07/18 | 02/01/2020 | 31/12/20 | - | - | Ongoing | Ongoing |
| 31 | Fumigation of the District against diseases | Social Development | Selected Communities | Health Dept | 148,000.00 | DACF | - | 02/01/2020 | 31/12/20 | 123,000.89 | - | Implemented | The unit in collaboration with Zoomlion Ghana, disinfested public toilets, container sites, drains, refuse dump sites, District Assembly premises and final disposal sites in various communities. In addition, mass disinfection was conducted district wide in schools, market centres, lorry stations and public drains to control corona virus. Fumigation was carried out district wide. |
| F. Health Department | | | | | | | | | | | | | |

| | | | | | | | | | | | | | |
|----|---|--------------------|----------------------|-------------|------------|-----------|---|------------|----------|-----------|---|-----------------|--|
| 32 | Construction of 1No. CHPS Compound at Adjeibikrom | Social Development | Adjeibikrom | | | | | | | | | Not Implemented | Project was not implemented |
| 33 | Provision of Health Facilities in the District - Kunsu Camp, Wioso | Social Development | Selected Communities | Health Dept | 509,926.19 | DACF/DD F | - | 02/01/2020 | 31/12/20 | 47,643.75 | - | Ongoing | Expansion of Wioso Healthcare Centre and furnishing of the Kunsu Camp Health Centre. Construction of CHPS compound at Nyehwe and Renovation of Detention ward Mpasaso Dotiem Project is ongoing. |
| 34 | Maintenance of Health Facilities in the District | Social Development | Selected Communities | Health Dept | 53,000.00 | DACF/IG F | - | 02/01/2020 | 31/12/20 | 45,000.00 | - | Ongoing | Re-roofing and painting of Wioso Healthcare Centre is 90% done. Painting of Kunsu and Mpasaso Dotiem has been done and completed. |
| 35 | Procurement of Assorted Refuse Management Equipment and Chemical Detergents for the Environmental Health Unit to improve environmental sanitation | Social Development | Mankranso | Health Dept | 10,000.00 | IGF | - | 02/01/2020 | 31/12/20 | 3220.00 | - | Ongoing | Chemical detergent and veronica buckets, sanitizers were purchased. Distribution of sanitary dust bins to schools and police stations. 2 gallons of Izal and 3 gallons of liquid soap were supplied. |
| 36 | Provision of litre bins at Market Centres and Other Public Places | Social Development | District wide | Health Dept | 3,000.00 | IGF | - | 02/01/2020 | 31/12/20 | 1211.45 | - | Ongoing | 48 litre bins were distributed to schools and market centres. |
| 37 | Management of Landfill Site and evacuation/ pushing of refuse dump sites in the District | Social Development | Selected Communities | Health Dept | 90,000.00 | DACF/IG F | - | 02/01/2020 | 31/12/20 | 10,853.00 | - | Ongoing | During the period under review, the final disposal site (Landfill site) was at kunsu was pushed and levelled. A huge refuse dump at Kunsu-Camp |

| | | | | | | | | | | | | | |
|---|--|--------------------|----------------------|---------------------------------------|------------|---------|---|------------|----------|-----------|---|---------|--|
| | | | | | | | | | | | | | was also pushed and levelled. |
| 38 | Provision of monthly support for the co-ordination and management of HIV/AIDS programmes | Social Development | District wide | Health Dept | 8,527.12 | DACF | - | 02/01/2020 | 31/12/20 | 7,000.00 | - | Ongoing | <p>Health Facilities; Mankranso hospital; Wioso, Mapasasso, Kunsu and St. Johns Health Centers; Mpasasso Dotiem, Anitimfi, Kunsu Dotiem, CHPS compounds supported to undertake HIV/AIDS programmes.</p> <p>Key areas supervised: Screening of ANC women tested= 682, # tested positive=21, # on ARV=15</p> |
| G. Social Welfare and Community Dev't Dept | | | | | | | | | | | | | |
| 39 | Procurement of Building Materials for Community Initiated (Self-Help) Projects, Local Economic Development, Relief Items and other interventions | Social Development | District wide | Social Welfare & Community Dev't Dept | 130,542.37 | DACF | - | 02/01/2020 | 31/12/20 | | - | Ongoing | Some selected communities have been sensitized on self-help projects. 419 community members reached (237 males and 182 females including children and 17 PWDs) |
| 40 | Provision of social protection support to the vulnerable, excluded and marginalised persons under LEAP and other social interventions | Social Development | Selected Communities | Social Welfare & Community Dev't Dept | 5,000.00 | GOG/IGF | - | 02/01/2020 | 31/12/20 | 30,094.00 | - | Ongoing | 409 LEAP households (278 females, 131 male caregivers) have received their bi-monthly cash grants for the 68 th cycle. |

| | | | | | | | | | | | | | |
|----|--|----------------------|-----------|-------------------------------|------------------|---------------|---|------------|------------|------------|---|-------------|---|
| | | | | | | | | | | | | | Some LEAP households in selected LEAP communities have been visited to monitor progress |
| | H. Trade, Industry and Tourism Dept | | | | | | | | | | | | |
| 41 | Facilitation of the establishment of 1No. Cassava Processing Factory and Other Factories under LED | Economic Development | Mankranso | Trade and Industry Department | 3,000.00 | GOG/DA CF/IGF | - | 02/01/2020 | 31/12/20 | - | - | Ongoing | Implemented/ Company Name – Jaksay Plus Company Ltd (Lag.) Investor /CEO – Hon. Johnson Kwaku Adu Raw Materials – Cassava Final Product – Cassava Chips Average Quantity Produced Per Day – 50,000Mt Capital Investment – GHC1,000,000.00 No. of Employees (Expected) – 50 (M-20, F-30) No. of Farmers – 100 with Av. Farm Size of 50A Needed Support – GHC1,000,000.00 |
| 42 | Construction of 1No. 200m Length Drain with 1,200mm diameter culvert pipes at Kunsu Market | Economic Development | Kunsu | Trade and Industry Department | 47,511.25 | DDF | - | 21/11/2019 | 19/05/2020 | 262,947.56 | - | Implemented | Construction of 1No. 200m Length Drain with 1,200mm diameter culvert pipes at Kunsu Market – 100% complete |
| 43 | Construction of 12-unit Lockable Stores at Kunsu Market Centre | Economic Development | Kunsu | | | DDF | | 26/05/2020 | 26/10/2020 | 203,607.45 | | Ongoing | Construction of 12-unit Lockable Stores at Kunsu Market Centre – Project is 65% done. |

| | | | | | | | | | | | | | |
|--------------------------------|--|----------------------|-----------------------------------|-------------------------------|------------|--------------|---|------------|----------|-----------|---|---------|--|
| 44 | Maintenance of Market Facilities in the District | Economic Development | Kunsu, Domeabra, Mpasaso No.1 & 2 | Trade and Industry Department | 152,000.00 | DACF/IGF | - | 02/01/19 | 31/12/20 | | - | Ongoing | Ongoing |
| 45 | Facilitation of National Arts Village development for purposes of tourism | Economic Development | Kunsu | Trade and Industry Department | 1237 | IGF | - | | | | - | Ongoing | Sod cutting ceremony for the facility done on 16/07/2020 by the minister for tourism in Kunsu |
| I. Agriculture Dept | | | | | | | | | | | | | |
| 46 | Provision of Training Support in climate change and green economy for the District Agriculture Department and Other Departments | Economic Development | Mankranso | Agriculture Dept | 16,000.00 | GOG/DACF/IGF | - | 02/01/2020 | 31/12/20 | | - | Ongoing | Farmers were trained on conservation Agriculture and climate change practices such as the use of early maturing varieties, zero tillage, crop rotation, inter-cropping and mulching to reduce the effects of climate change. Total of 527 farmers made up of 361 males, 166 females were trained through home and farm visits. |
| 47 | Provision of support to Agriculture Extension Officers to undertake farm visits to train and monitor farmers in Climate Change and Green Economy | Economic Development | District wide | Agriculture Dept | 18,000.00 | GOG/DACF/IGF | - | 02/01/2020 | 31/12/20 | 20,250.00 | - | Ongoing | Total of 6,284 farmers made up of 3,960 males, 2,324 females were reached with improved farming techniques such as row planting, pest and disease identification, use of improved seeds among others through home and farm visits. |
| Sub-total 9-Agric. Dept | | | | | 34,000.00 | | | | | | | | |

| | <i>J. Disaster Mgt and Prev. Dept</i> | | | | | | | | | | | | |
|----|--|---|----------------------|-----------------------|------------|----------|----------|------------|------------|-----------|---|-----------------------|--|
| 48 | Procurement of Relief Items for Disaster Victims in the District | Environment, Infrastructure and Human Settlements | Selected Communities | NADMO | 11,000.00 | DACF/IGF | - | 02/01/2020 | 31/12/20 | - | - | Ongoing | Feeding support given to covid 19 positive inmates. The Assembly has provided two holding areas to treat persons with covid 19 in the district. |
| 49 | Demolition and reconstruction of 1No. Police Post at Wioso | Governance, Corruption and Public Accountability | Wioso | NADMO | | DACF | | 02/01/2020 | 31/12/20 | 113,992.5 | | Ongoing | Project is 90% complete. |
| 50 | Construction of 1No. Police Post at Mpasaso No 2 | Governance, Corruption and Public Accountability | Mpasaso no. 2 | NADMO | | DACF | | 02/01/2020 | 31/12/20 | 142,008.1 | | Ongoing | Project is at lintel stage, 65% completion |
| 51 | Completion of the construction of 1No. Fire Service Station and Ambulance Service Unit with Mechanised borehole at Mankranso | Governance, Corruption and Public Accountability | Mankranso | NADMO | | | | | | | | Ongoing | 1No. Fire Service Station and Ambulance Service Unit with Mechanised borehole at Mankranso completed. Facility commissioned on 12 th September. |
| 52 | Rehabilitation of 1No. District NADMO Office at Mankranso | Governance, Corruption and Public Accountability | Mankranso | NADMO | 11,000.00 | IGF/DACF | - | 02/01/2020 | 31/12/20 | | - | Yet to be implemented | Yet to be implemented |
| 53 | Construction of 1No. District Circuit Court with mechanised borehole | Governance, Corruption and | Mankranso | Nickseth Construction | 500,000.00 | DDF | 05/07/18 | 19/07/18 | 31/12/2019 | | | Ongoing | |

| | | | | | | | | | | | | | |
|----|--|---|---------------|-----------------|-----------------|-----------|---|------------|----------|--|---|---------|--|
| | at Mankranso (DPAT-2019) | Public Account ability | | Company Limited | | | | | | | | | |
| | <i>Natural Resource and Conservation Dept</i> | | | | | | | | | | | | |
| 54 | Planting of trees at mining areas, degraded forestry areas, along river banks and road | Environment, Infrastructure and Human Settlements | District wide | Forestry Dept | 2,500.00 | DACF/IG F | - | 02/01/2020 | 31/12/20 | | - | Ongoing | Activity: Youth in Afforestation Programme (YAP) Planting of trees along Kunsu, Kramokrom and Boatengkrom |

AASDA, October, 2021

Table 2.2: Programmes Register, 2020 Annual Progress Report

| S/N | Projects and Programmes | Policy framework | Location | Contractor/ Consultant/ Department/ Unit | Budget/ Contract Sum (GH¢) | Source of Funding | Date of Award (D/M/Y) | Date Started (D/M/Y) | Expected Date of Completion (D/M/Y) | Expenditure to Date (GH¢) | Outstanding Balance (GH¢) | Implementation (Status) | Remarks |
|-----|--|---|----------------------|--|----------------------------|-------------------|-----------------------|----------------------|-------------------------------------|---------------------------|---------------------------|-------------------------|--|
| | <i>A. Central Adm. Dept</i> | | | | | | | | | | | | |
| 1 | Organisation of National Celebrations (6th March, etc.) | Governance, Corruption and Public Accountability | District wide | Central Adm. | 40,000.00 | DACF | - | 02/01/2020 | 31/12/20 | | - | Implemented | 6 th March duly celebrated at the National level in Kumasi; Baba Yara sports stadium |
| 2 | Conducting, reporting and registering of projects under Environmental and Social Impact Assessment (ESIA), Strategic Environmental Assessment (SEA) and Environmental Protection Agency permits in the District | Environment, Infrastructure and Human Settlements | Selected Communities | Central Adm. | 55,000.00 | DACF/IGF | - | 02/01/2020 | 31/12/20 | | - | Ongoing | All 2020 projects registered with Environmental Protection Agency |
| 3 | Organisation and implementation of actions, decisions and recommendations of Meetings held by DPCU, Budget Committee, Local Economic Development Team, Site Meeting and Other Meetings | Governance, Corruption and Public Accountability | Mankranso | Central Adm. | 8,000.00 | IGF | - | 02/01/2020 | 31/12/20 | 425 | - | Ongoing | Statutory meetings like the DPCU, Budget Committee, Entity Tender Committee etc organized quarterly and major decisions taken carried out. |
| 4 | Organisation of Public Financial Management Town Hall Meetings, Town Hall Meetings, Public Hearings, Consultation Meetings, Public Announcements, Stakeholders Forums, Community Durbars, Community Engagement Programmes, Community Familiarization Tour, Community | Governance, Corruption and Public Accountability | Selected Communities | Central Adm. | 48,000.00 | DACF/IGF | - | 02/01/2020 | 31/12/20 | 37,625.00 | - | Implemented | Four social accountability fora/town hall meetings organized at Mpasaso No 1 and Mpasaso No 2, Wioso and Mankranso. |

| | | | | | | | | | | | | | |
|---|--|--|-----------------------|---------------------------------|------------|--------------|---|------------|----------|-----------|---|-------------|--|
| | Sensitisation Programmes, Information Centre/Radio Discussion, Project Commissioning, Site Meetings, and Other Social Accountability Programmes on planning, budgeting, implementation, monitoring and other public/community activities in the District | | | | | | | | | | | | |
| 5 | Preparation, implementation and reporting of Capacity Building and Training Plan Programmes under all sources in the District | Governance, Corruption and Public Accountability | District wide | Central Adm. | 101,413.40 | IGF/DACF/DDF | - | 02/01/2020 | 31/12/20 | 34,872.90 | - | Implemented | Capacity training organized for 70 Assembly members and Heads of Department on Local Governance Act, Act 936, Public Financial Management, and Decentralization of local government and Model Standing Orders. |
| 6 | Organisation, implementation and reporting of Meeting's actions, decisions and recommendations of General Assembly, Executive Committee, Sub-committees, Audit Committee, Management Meeting, District Tender Committee, District Security Council, Client Service Unit and Public Relations and Complaints Committee (PRCC) activities and other related issues | Governance, Corruption and Public Accountability | Mankranso | Central Adm. | 25,000.00 | DACF/IGF | - | 02/01/2020 | 31/12/20 | | - | Ongoing | Inaugural Meeting, 3 Ordinary and one emergency meeting were organized within the period under review |
| 7 | Strengthening and implementation of Area Council Activities-Revenue Collections, | Governance, Corruption and Public Accountability | Area Council Capitals | Havakye Enterprise/Central Adm. | 82,217.50 | DACF/IGF | | 02/01/2020 | 08/07/19 | | - | Ongoing | Preparatory works to inaugurate all the area councils is being undertaken. |

| | | | | | | | | | | | | | |
|------------------------------|--|--|---------------|--------------|-----------|----------|---|------------|----------|-----------|---|-------------|--|
| | Meetings and Functionality | | | | | | | | | | | | |
| 8 | Organisation and implementation of actions, decisions and recommendations of Auditing Activities- Audit Committee, Internal Audit, Ghana Audit Service (External Audit), Management Letters, Presiding Member Letters, and other related auditing activities | Governance, Corruption and Public Accountability | District wide | Central Adm. | 10,000.00 | DACF/IGF | - | 02/01/2020 | 31/12/20 | | - | Ongoing | Four quarterly audit committee meetings held. |
| 9 | Publication of Draft Composite Budget, Annual Statement of Accounts, Newsletters, Notice board Information, Project Advertisement, External Audit Reports to Assembly Members and Other Statutory Bodies | Governance, Corruption and Public Accountability | District wide | | 8,000.00 | DACF/IGF | | | | | | Implemented | Draft Composite budget has been approved and disseminated |
| B. Finance Department | | | | | | | | | | | | | |
| 10 | Compilation and updating of District Revenue Database and Property Valuations under RIAP | Governance, Corruption and Public Accountability | District wide | Finance Dept | 52,000.00 | DACF/IGF | - | 02/01/2020 | 31/12/20 | 12,513,24 | - | Ongoing | District Revenue Database ongoing under TREE Program |
| 11 | Implementation of Finance and Revenue Mobilisation Activities under RIAP-Pay Your Levy Campaigns, Forum, Gazetting, Monitoring, Training, submission of Financial Reports (Trial Balance, Revenue and Expenditure Statement, Balance Sheet and Notes to the Accounts, Cash Analysis Returns and Annual Financial | Governance, Corruption and Public Accountability | District wide | | 20,000.00 | DACF/IGF | | 02/01/2020 | 31/12/20 | 1700,00 | | Ongoing | Implementation of Finance and Revenue Mobilisation Activities under RIAP-Pay Your Levy Campaigns ongoing Monthly submissions of trial balance and other financial returns |

| | | | | | | | | | | | | | |
|----|---|--|------------------|-------------------|-----------------------|----------------------|---|----------------|----------|---------------|---|------------------------------|--|
| | Statement of Accounts), Transcripts & Value Books | | | | | | | | | | | | |
| | <i>C. Physical Plg Dept</i> | | | | | | | | | | | | |
| 12 | Implementation of Physical Planning Department activities- Street Naming and Property Address System | Environment, Infrastructure and Human Settlements | District wide | PPD | 4,000.00 | GOG/D ACF/IG F | - | 02/01/202 0 | 31/12/20 | 12,000.0 0 | - | Ongoing | Five existing streets have been identified in the Mankranso Township. Names will soon be assigned to these streets. |
| 13 | Organisation of Stakeholders' forum on proper usage of land | Environment, Infrastructure and Human Settlements | District wide | PPD | 3,767.00 | DACF/ GOG | - | 02/01/202 0 | 31/12/20 | 8,000.00 | - | Ongoing | The chiefs were invited from four communities and the major issue discussed was on allocation sheet. The chiefs were from these communities: Kunsu, Mankranso, Sikafrebogya and Wioso. They all agreed to issue allocation sheet to the developers when the need arises. |
| 14 | Preparation and registering of title deeds for landed properties and land properties in the District | Environment, Infrastructure and Human Settlements | District wide | | 7,000.00 | IGF/D ACF | | 02/01/202 0 | | 15,000.0 0 | | Ongoing | Pre analysis and communications to lands commission of land title registration for the land properties in the district is on-going. |
| | <i>D. Works Department</i> | | | | | | | | | | | | |
| 15 | Implementation of Works Department Activities-Operation and Maintenance | Environment, Infrastructure and Human Settlements | District wide | Works Dept | 10,209.0 0 | GOG/D ACF/IG F | - | 02/01/202 0 | 31/12/20 | 24,440.0 0 | - | Implemen ted | Rehabilitation of bungalows of DCD, Finance Director, Planning Officer and Engineer's bungalows 100% complete |
| | <i>E. Education, Youth and Sports Department</i> | | | | | | | | | | | | |
| 16 | Organisation of My First Day at School for boys and girls in the District | Social Development | District wide | Education Dept | 1,000.00 | DACF | - | - | - | - | - | Yet to be implement ed | My first day at school will be duly organised districtwide in January 2021 |
| 17 | Implementation of School Feeding | Social Development | District Wide | Education Dept | 2,000.00 | IGF | - | 02/01/202 0 | 31/12/20 | | - | Ongoing | Ongoing |

| | | | | | | | | | | | | | |
|-----------------------------|---|--------------------|----------------------|----------------|-----------|----------|---|------------|----------|----------|---|-----------------|--|
| | Programme to promote Girl Child Education | | | | | | | | | | | | |
| 18 | Facilitation of the organisation of sports and cultural activities in the District | Social Development | District wide | Education Dept | 11,000.00 | DACF/IGF | - | 02/01/2020 | 31/12/20 | 1,300.00 | - | Not Implemented | Covid 19 put all activities on this line on hold as a result of the closure of schools |
| 19 | Organisation of training workshops for NFED Facilitators, NSS Personnel and Trainees | Social Development | Selected Communities | Education Dept | 2,000.00 | DACF/IGF | - | 02/01/2020 | 31/12/20 | 1,287.00 | - | Ongoing | Workshop for 48 GALLOP schools. In all, 286 primary teachers were trained in differentiated learning. |
| F. Health Department | | | | | | | | | | | | | |
| 20 | Implementation of Health Department activities, roll back malaria and immunisation | Social Development | District wide | Health Dept | 31,054.00 | DACF/IGF | - | 02/01/2020 | 31/12/20 | 5,400.00 | - | Ongoing | 6,008 suspected malaria cases were recorded. 4233 were tested and 3066 cases were confirmed through microscopy and RDT for malaria. Activities to control the spread of malaria included continuous distribution of insecticide treated mosquito nets to pregnant women and children in their second year of life. Capacity building for all prescribers in malaria case management through training workshops. The district also conducted 186 vaccination sessions as planned. The number of children receiving OPV 3 vaccines were 823. A mass polio vaccination was done for 14,500 children. LLIN=1037, opd malaria=6419, # < 5 death=0 BCG=738 OPV 3=656 measles 2=609 |
| 21 | Organisation of 4 Educational Campaigns on causes and impacts of HIV/AIDS and other STIs under Behaviour Change Communication | Social Development | District wide | Health Dept | 8,527.12 | DACF | - | 02/01/2020 | 31/12/20 | 4,300.00 | - | Ongoing | Intensive health education in communities on how to boost the immune system of persons was organised in Kunsu, Mankranso, Domeabra, Wioso Sessions conducted=341 Participants=24,982 |
| 22 | Organisation and implementation of | Social Development | District wide | Health Dept | 23,000.00 | DACF/IGF | - | 02/01/2020 | 31/12/20 | | - | Ongoing | Market sanitation/Lorry stations: Markets and Lorry |

| | | | | | | | | | | | | | |
|---|---|--------------------|----------------------|---------------------------------------|-----------|---------------|---|------------|----------|----------|---|---------|--|
| | Sanitation Programmes and Activities-Solid and Liquid at Markets, Public Places, Lorry Stations, Sanitation Days and Other Places Communication | | | | | | | | | | | | stations are swept by Zoomlion workers on a daily basis. Waste bins are provided for the market women to dispose off their refuse. A clean-up exercise is organised every month in various communities in the district. Fumigation was carried out District wide. |
| 23 | Organisation of educational campaigns on food hygiene and safety, and screening 2,500 food/drinks vendors | Social Development | District wide | Health Dept | 5,000.00 | IGF | - | 02/01/2020 | 31/12/20 | | - | Ongoing | 979 food/drink vendors screened to improve environmental and sanitation management |
| 24 | Implementation of Community Led Total Sanitation activities in the District – (Sanitation Improvement Package) | Social Development | Selected Communities | Health Dept | 64,000.00 | DACF | - | 02/01/2020 | 31/12/20 | | - | Ongoing | Ongoing |
| G. Social Welfare and Community Dev't Dept | | | | | | | | | | | | | |
| 25 | +Implementation of Child Protection, Vulnerability and Social Protection Programmes for Justice Administration, Community Care and Child Rights in the District | Social Development | District wide | Social Welfare & Community Dev't Dept | 9,000.00 | GOG/D ACF/IGF | - | 02/01/2020 | 31/12/20 | 3,420.00 | - | Ongoing | Sensitization and community engagement on child protection carried out in 12 communities. A total of 549 people (282 males, 267 females including children and 13 PWDs) Case management= 42 (30 females, 12 males) NHIS =13 (5 males, 8 females) Sensitization on teenage pregnancy. 302 community |

| | | | | | | | | | | | | | |
|--|---|--------------------|----------------------|---------------------------------------|------------|--------------|---|------------|----------|------------|---|-----------------------|--|
| | | | | | | | | | | | | | members reached. (103 males and 199 females including children and 13 PWDs) Community sensitization on drug abuse. 223 people reached (136 males and 87 females including 7 PWDs) |
| 26 | Implementation of Persons With Disabilities activities under Disability Common Fund-Livelihood Empowerment and LED Activities-Soap Making, Dressmaking and Hairdressing | Social Development | District wide | Social Welfare & Community Dev't Dept | 104,325.42 | DACF/IGF | - | 02/01/2020 | 31/12/20 | 118,850.00 | - | Ongoing | 32 PWDs (19 females, 13 males) have been supported with start-up capital, deep freezers, knapsack sprayers and provisions. Other PWDs activities have also been supported (conferences, disability day and meetings) |
| 27 | Organisation of Senior Citizenship Day for the Aged, PWDs and Excluded | Social Development | Mankranso | Social Welfare & Community Dev't Dept | 5,000.00 | DACF | - | 02/01/2020 | 31/12/20 | | - | Yet to be implemented | Not implemented due to COVID 19 pandemic and observation of health protocols |
| 28 | Training of 200 women in income generating activities and home management in the District | Social Development | Selected Communities | Social Welfare & Community Dev't Dept | 8,104.00 | GOG/DACF/IGF | - | 02/01/2020 | 31/12/20 | 2,000.00 | - | Ongoing | 113 women and 16 men and 17 children were trained on home management and income generating activities. |
| H. Trade, Industry and Tourism Dept | | | | | | | | | | | | | |

| | | | | | | | | | | | | | |
|----------------------------|--|----------------------|---------------------|-------------------------------|-----------|----------|---|------------|----------|----------|---|---------|---|
| 29 | Implementation of Rural Enterprises Projects and Programmes under LED | Economic Development | Kunsu and Mankranso | Trade and Industry Department | 11,000.00 | DACF/IGF | - | 02/01/2020 | 31/12/20 | 4,500.00 | - | Ongoing | Mankranso-Nineteen (19) palm oil processors comprising twelve (12) male and seven (7) female were trained in Regulatory requirement Kunsu- seven (7) poultry farmers comprising six males and one female were trained in financial literacy and basic Kaizen to enable them improve productivity. District-wide: Business counseling was done for thirty (30) clients comprising 12 males and 18 females. |
| 30 | Organisation of Sensitisation Programmes for Co-operative/Producer/Farmer Based Organisations to promote LED activities | Economic Development | District wide | Trade and Industry Department | 2,000.00 | DACF/IGF | - | 02/01/2020 | 31/12/20 | | - | Ongoing | Technology Improvement and Packaging Training in beads designing given to over 50 women districtwide Technology improvement training organized for Poultry Farmers association |
| 31 | Creating and updating database for all local enterprises and businesses under LED | Economic Development | District wide | Trade and Industry Department | 81,000.00 | DACF/IGF | - | 02/01/2020 | 31/12/20 | | - | Ongoing | 100 new businesses update on District's business database |
| 32 | Organisation of 4 Training Programmes for Women and Small Medium Enterprises (SMEs) in Mushroom Production, Grasscutter rearing, Cassava Processing, Oil Palm processing, Pastries and Soap Making under LED | Economic Development | District wide | Trade and Industry Department | 2,000.00 | DACF/IGF | - | 02/01/2020 | 31/12/20 | | - | Ongoing | Technology Improvement and Packaging Training in Mushroom Cultivation given to mushroom growers in the District. |
| I. Agriculture Dept | | | | | | | | | | | | | |
| 33 | Training of farmers and agro-chemical dealers in correct handling of Agro-chemicals in | Economic Development | District wide | Agriculture Dept | 13,019.00 | GOG/DACF | - | 02/01/2020 | 31/12/20 | 2,000.00 | - | Ongoing | Total of 425 farmers and agrochemical dealers made up of 261 males, 164 |

| | | | | | | | | | | | | | |
|----|---|---|-------------------------|------------------|------------|--------------------|---|------------|----------|--------|---|---------|--|
| | support of climate change and green economy | | | | | | | | | | | | females were sensitized on correct handling of agrochemicals across the district through home and farm visits. |
| 34 | Implementation of Planting for Food and Job Programmes, Planting for Export and Rural Development (PERD) and Climate Change Related Programmes under Local Economic Development | Economic Development | District wide | Agriculture Dept | 180,000.00 | GOG/DACF/IGF/Donor | - | 02/01/2020 | 31/12/20 | | - | Ongoing | Monitoring of PFJ and PERD was carried out across the district through home and farm visits. Performance of both PFJ and PERD was encouraging. |
| 35 | Undertaking 52 weekly market data collection under Local Economic Development | Economic Development | Kunsu Pokukrom Adugyama | Agriculture Dept | 6,000.00 | GOG/IGF | - | 02/01/2020 | 31/12/20 | 240.00 | - | Ongoing | 12 weekly market surveys were conducted at Kunsu market during this period to determine the average prices of agric. commodities in the district. |
| 36 | Organisation of Annual Farmers' Day | Economic Development | Mankranso | Agriculture Dept | 35,000.00 | DACF | - | - | - | - | - | Ongoing | Preparation for farmers' day celebration which includes farm inspection of nominated farmers started from 15 th October. The actual celebration was shifted from 4 th December to 6 th November 2020. Total of 19 farmers were awarded in various categories. |
| | J. Disaster Mgt and Prev. Dept | | | | | | | | | | | | |
| 37 | Collation of data on climate change and disaster-prone areas in the District | Environment, Infrastructure and Human Settlements | District wide | NADMO | 6,077.86 | DACF/IGF | - | 02/01/2020 | 31/12/20 | | - | Ongoing | Ongoing |
| 38 | Organisation of Public Education on Climate Change and Disaster Prevention and Management | Environment, Infrastructure and Human Settlements | District wide | NADMO | 3,000.00 | DACF/IGF | - | 02/01/2020 | 31/12/20 | | - | Ongoing | Anti-bush fire campaigns at Kunsu Dotiem and Barniekrom were done prior to the Harmattan season to help reduce or prevent fire outbreaks within the district. |

| | | | | | | | | | | | | | |
|----|--|---|---------------|---------------|------------|----------|---|------------|----------|--|---|---------|--|
| | | | | | | | | | | | | | Sensitization programs on ways to mitigate the effects of Corona Virus were held district wide all year round. |
| 39 | Implementation of Security Services Activities to maintain law and order, and response to disaster, armed robbery, accidents and other security related issues- Police, District Fire Service and National Ambulance Service | Governance, Corruption and Public Accountability | District wide | NADMO | 101,000.00 | DACF/IGF | - | 02/01/2020 | 31/12/20 | | - | Ongoing | The District Secretariat NADMO- Mankranso continued with its educational and sensitization programme on Corona virus (Covid 19) Pandemic in the District. The District had recorded ten (10) Covid 19 cases, and all of them have been sent to Kumasi for isolation. With this soaring numbers of the Covid 19 cases especially at Domeabra and Mpassaso Zones, the Secretariat intensified its educational programme DVGs Activities, Training and Support The Monitoring and Evaluation exercise undertaken by the District Director and his team intends to give further education (training) on Covid 19 to the DVGs in the District to enable them to be much more proactive in the fight against the Covid 19 Pandemic in their communities. |
| | Natural Resource and Conservation Dept | | | | | | | | | | | | |
| 40 | Implementation of Forestry Department activities-Tree Planting, Illegal Chain saws, Illegal Farming and | Environment, Infrastructure and Human Settlements | District wide | Forestry Dept | 2,000.00 | DACF/IGF | - | 02/01/2020 | 31/12/20 | | - | Ongoing | Activity: Modified Taungya System (MTS): This is a system that involves interplanting trees with agricultural crops. This is a legally-binding lease in |

| | | | | | | | | | | | | | |
|----|---|---|---------------|---------------|----------|----------|---|------------|----------|--|---|---------|---|
| | Natural Resources Conservation Activities | | | | | | | | | | | | <p>which farmers are considered co-owners of the plantations with the Forestry Commission, and are entitled to the MTS plots till the tree crops mature.</p> <p>Beneficiaries: Forest Fringe Communities</p> <p>1. Tano Offin Forest Reserve: Bonkrom, Saakrom, Nyamebekyere, Awaduwa, Onyinanufu, Yawhene, Adadekrom, Wioso, Mentukwa, Oseikrom and Oforikrom</p> <p>2. Tinte Bepo Forest Reserve: Nsuta, Hiapae, Mmorobem, Hwibaa, Jacobu, Dorma and Wawase</p> <p>Activity: Youth in Afforestation Programme (YAP)</p> <p>Beneficiaries: Mankranso = 170 beneficiaries Tepa: 413 beneficiaries Asutifi South: 90 Adugyama: 315</p> <p>Species of Hyeduanini, Mahogany and Ofra were planted in Tinte Bepo, Tano Offin and Desiri Forest Reserve.</p> |
| 41 | Organisation and implementation of Sensitisation Programmes on Climate Change and Green Economy Awareness in the District | Environment, Infrastructure and Human Settlements | District wide | Forestry Dept | 2,000.00 | DACF/ GF | - | 02/01/2020 | 31/12/20 | | - | Ongoing | Sensitization Programmes on Climate Change and Green Economy awareness campaigns included in all major public fora of the Assembly. |
| 42 | Implementation of Environmental Protection, Degradation Restoration and Awareness Creation | Environment, Infrastructure and Human Settlements | District wide | Forestry Dept | 3,000.00 | DACF/ GF | - | 02/01/2020 | 31/12/20 | | - | Ongoing | Wioso: Education on planting trees on Cocoa farms Domeabra, Mpasaaso, Bonsukrom & Oforikrom: |

| | | | | | | | | | | | | | |
|--|----------------------------|--|--|--|--|--|--|--|--|--|--|--|---|
| | Programmes in the District | | | | | | | | | | | | Education on wildfire and Forest Offences |
|--|----------------------------|--|--|--|--|--|--|--|--|--|--|--|---|

Source: DPCU-AASWDA, January, 2021

2.2 Update on Funding Sources

A total of GH¢ 4,178,573.10 was the amount received by the Ahafo Ano South-West District Assembly by the end of the year. The range of the revenue sources include Internally Generated Fund (IGF), District Assemblies Common Fund (DACF), Member of Parliament Common Fund (MPCF), Disability Common Fund (PWDCF), MSHAP, Ghana School Feeding Programme (GSFP), SRWSP, District Development Facility (DDF) and Livelihood Empowerment Against Poverty (LEAP). A summary of the trend of revenue performance of the District is presented in Table 2.2

In order to generate enough IGF, adequate measures have been put in place to educate the public on the need to pay rates. In addition, several actions were taken by the Assembly to improve upon the revenue collection and management during the third quarter. These included compilation of revenue database register for major towns in the District, establishment of a Revenue Task Force, successful implementation of the 2020 Revenue Improvement Action Plan and the implementation of the Tax Revenue Economic Empowerment Program (TREE).

Table 2.2: Update on Revenue Sources from 2018 to 2020

| Sources of Revenue | 2018 Baseline (GH¢) | 2019 Target (GH¢) | 2019 Actual(GH¢) | 2020 Actual (GH¢) | 2020 Actual(GH¢) |
|--|---------------------------|-------------------------|---------------------|-------------------------|---------------------|
| Internal Generated Fund (IGF) | 397,245.84 | 453,844.84 | 397,245.84 | 453,844.84 | 498,449.96 |
| District Assemblies Common Fund (DACF) | 3,010,349.62 | 1,989,011.50 | 3,245,234.41 | 1,989,011.50 | 3,863,975.24 |
| MP's Common Fund | 104,575.78 | 63,450.00 | 294,575.78 | 63,450.00 | 329,254.42 |
| PWD Common Fund | 240,500.00 | 170,585.97 | 240,969.86 | 170,585.97 | 192,426.20 |
| MSHAP | 20,474.22 | 13,426.40 | 15,000.00 | 13,426.40 | - |
| GSFP | - | - | - | 0 | - |
| SRWSP | - | - | - | 0 | - |
| DDF- Capacity Building | 54,560.00 | 54,560.00 | 54,560.00 | 54,560.00 | 25,871.25 |

| | | | | | |
|---|---------------------|---------------------|---------------------|---------------------|---------------------|
| DDF- Investment Grant | 950,000.00 | 950,000.00 | 950,000.00 | 950,000.00 | 484,952.12 |
| GSOP | - | - | - | - | - |
| UNFPA | - | - | - | - | - |
| UDG | - | - | - | - | - |
| LEAP | 331,194.00 | 322,817.00 | - | 180,564 | - |
| School Feeding Programme & MAG | 1,532,655.76 | 598,700.00 | 1,532,655.76 | 598,700.00 | 71,616.33 |
| GOG- Decentralized Departments | | | | | 105,238.77 |
| Total | 6,310,361.22 | 4,293,578.71 | 6,913,865.61 | 4,293,578.71 | 4,178,573.10 |

Source: DPCU-AASWDA, January, 2021

2.3 Update on Disbursement

In order to ensure effective implementation every plan and budget, revenue and expenditure report played a key role for successful implementation. This section of the progress report brings on board the revenue and expenditure for the year under review. This will demonstrate the total revenue generated within the year and how funds were released to finance the expenditure of the 2020 Composite Budget and the 2020 CAAP

From Table 2.3, in 2020, an amount **GH¢3,136,838.52** out of the total estimated expenditure of **GH¢22,241,785.50** was spent. However, out of the total actual receipts of **GH¢4,178,573.10** the District spent within the budget leaving a balance surplus of **GH¢182,567.62**.

Table 2.3: Update on Expenditure from 2017 to 2018

| | Baseline 2018 | Target 2019 | Actual 2019 | Target 2020 | Actual 2020 |
|--------------------------|----------------------|----------------------|----------------------|----------------------|---------------------|
| Compensation | 5,113,994.07 | 5,022,251.22 | 5,113,994.07 | 5,022,251.22 | 2,198,008.81 |
| Goods And Service | 14,621,619.77 | 9,872,187.08 | 14,621,619.77 | 8,781,692.52 | 2,047,274.37 |
| CAPEX | 2,506,171.67 | 2,016,275.85 | 2,506,171.67 | 2,016,275.85 | 2,766,507.71 |
| Others | | | | | |
| TOTAL | 22,241,785.51 | 16,910,714.15 | 22,241,785.51 | 15,820,219.59 | 7,011,790.89 |

Source: DPCU-AASWDA, January, 2021

2.4 Update on Indicators and Targets

The NDPC in consultation with stakeholders has strategically devised twenty (20) core indicators and targets to track the performance of the implementation of the 2020 Composite Annual Action Plan and the 2020 Composite Budget as well as the trend analysis of the implementation of the DMTDP 2018-2021. Table 2.4 shows the performance indicators and targets for the implementation of 2020 Composite Annual Action Plan and Composite Budget. In general, the policy outcomes are affected by the delays in the release of the major funding sources (GOG, DACF and DDF) as they constitute more than half of the budgetary allocations to the Assembly.

Table 2.4: Performance of Core Indicators at the District Level

| | Indicator (Categorised by Development Dimension of Agenda for Jobs) | Target 2018 | Target 2019 | Actual 2019 | Target 2020 | Actual 2020 |
|----|---|-------------|-------------|-------------|-------------|-------------|
| | ECONOMIC DEVELOPMENT | | | | | |
| 1. | i. Maize | 40% | 30% | 40% | 33% | 35.95% |
| | ii. Rice (milled), | 30% | 22% | 305 | 28% | 40.20% |
| | iii. Millet | | | | | |
| | iv. Sorghum | - | - | - | - | - |
| | v. Cassava | - | - | - | - | - |
| | vi. Yam | | | | | |
| | vii. Cocoyam | 15% | 5% | 20% | 18% | 26.00% |
| | viii. Plantain | 20% | 10% | 20% | 12% | 9.21% |
| | ix. Groundnut | 20% | 16% | 30% | 23% | 22.23^% |
| | x. Cowpea | | | | | |
| | xi. Soybean | 25% | 18% | 25% | 21% | 30% |
| | xii. Cocoa | - | - | - | - | - |
| | xiii. Shea butter | 20% | 9% | 20% | 14% | 27% |
| | xiv. Oil palm | | | | | |
| | xv. Cashew nut | - | - | - | - | - |
| | xvi. Cotton | - | - | - | - | - |
| | xvii. Cattle | 20% | 11% | 25% | 16% | 15% |
| | xviii. Sheep | | | | | |
| | xix. Goat | - | - | - | - | - |
| | xx. Pig | - | - | - | - | - |
| | xxi. Poultry | | | | | |
| | Total output in agricultural production | 25% | 12% | 25% | 14% | 26% |
| | | 25% | 18% | 25% | 25% | 43% |
| | | 30% | 20% | 30% | 21% | 25% |
| | | 30% | 5% | 30% | 26% | 31% |
| | | 35% | 22% | 35% | 31% | 25% |
| | | | | | | |
| 2. | Percentage of arable land under cultivation | 20.09% | 21.21% | 28.12% | 30.98% | 32.36% |
| 3. | Number of new industries established | 18 | 21 | 25 | 24 | 25 |
| | i. Agriculture, | 12 | 11 | 18 | 12 | 13 |
| | ii. Industry, | | | | | |
| | iii. Service | 20 | 21 | 25 | 24 | 22 |
| 4. | Number of new jobs created | 55 | 60 | 65 | 68 | 66 |
| | iv. Agriculture | 40 | 45 | 50 | 55 | 53 |
| | v. Industry | | | | | |

| | | | | | | |
|-----|---|--------|--------|--------|----------|---------|
| | vi. Service | 91 | 89 | 102 | 110 | 105 |
| | SOCIAL DEVELOPMENT | | | | | |
| 5. | Net enrolment ratio | | | | | |
| | i. Kindergarten | 76.10 | 77.30% | 78.10% | 78.20% | 78.1 |
| | ii. Primary | 74.0 | 81.20% | 92.50% | 86.30% | 76.4 |
| | iii. JHS | 40.0 | 40.20% | 41.20% | 36.6% | 36.6 |
| 6. | Gender Parity Index | 0.9 | 0.9 | 1 | 0.91 | 0.91 |
| | i. Kindergarten | 0.9 | 0.9 | 1 | 0.91 | 0.92 |
| | ii. Primary | 0.9 | 0.9 | 1 | 0.93 | 0.93 |
| | iii. JHS | 1 | 1.05 | 1 | 1.11 | 1.1269 |
| | iv. SHS | | | | | |
| 7. | Completion rate | 90.00 | 96.8% | 9% | 97.2% | 98% |
| | i. Kindergarten | 90.00 | 89% | 90% | 91.2% | 92.1% |
| | ii. Primary | | | | 68.7% | 68.5% |
| | iii. JHS | 67.0 | 67.45% | 73.5% | 72.2% | 72.1% |
| | SHS | 20.00 | 21.85% | 22.5% | | |
| 8. | Number of operational health facilities | 4 | 4 | 5 | 5 | 5 |
| | i. CHP Compound | 2 | 3 | 3 | 2 | 2 |
| | ii. Clinic | 2 | 1 | 2 | 2 | 2 |
| | iii. Health Centre | 1 | 1 | 1 | 1 | 1 |
| | iv. Hospital | | | | | |
| 9. | Proportion of population with valid NHIS card | | | | | |
| | i. Total (by sex) | 40.00 | 54.2 | 70.4% | T- 69.9% | T-71% |
| | ii. Indigents | | | | M- 42.6 | M-43.4% |
| | iii. Informal | | | | F- 57.4 | F-56.6 |
| | iv. Aged | 22.7% | 24.30% | 29% | 31.5% | 31.7% |
| | v. Under 18years | 12.31% | 11.65% | 14.78% | 19.21% | 18.4% |
| | vi. pregnant women | 6.20% | 6.445% | 10.12% | 19.88% | 19.02% |
| | | 34.45% | 36.12% | 38.27% | 40.95% | 41.95% |
| | | 68.22% | 70.29% | 75.12% | 73.96% | 71.09% |
| 10. | Number of births and deaths registered | 1350 | 1320 | 1366 | 1345 | 1342 |
| | i. Birth (sex) | | | | | |
| | ii. Death (sex, age group) | 0 | 13 | 0 | 15 | 14 |
| 11. | Percent of population with sustainable access to safe drinking water sources¹ | 67.00% | 64.00% | 68.00% | 67.00 | 67.00 |
| | i. District | | | | | |
| | ii. Urban | | | | | |
| | iii. Rural | 67.00% | 64.00% | 68.00% | 67.00 | 67.00 |
| 12. | Proportion of population with access to improved sanitation services | 50.00% | 43.00% | 67.21% | 74.22% | 74.32% |

¹ CWSA defines access to safe water to include the following elements:

1. Ensuring that each person in a community served has access to no less than 20 litres of water per day
2. Ensure that walking distance to a water facility does not exceed 500 meters from the furthest house in the community
3. That each sprout of borehole or pipe system must serve no more than 300 persons and 150 for a hand dug well
4. The water system is owned and managed by the community
5. Water facility must provide all year-round potable water to community members

| | | | | | | |
|-----|--|--------|--------|--------|--------|--------|
| | i. District ii. Urban iii. Rural | | | | | |
| | | 50.00% | 43.00% | 67.21% | 74.22% | 75.01% |
| 13. | Maternal mortality ratio (Institutional) | 0.00 | 0.001 | 0.000 | 0.000 | 0.000 |
| 14. | Malaria case fatality (Institutional) | 0.00 | 0.01 | 0.00 | 0.01 | 0.01 |
| | i. General ii. Under 5years | 0.0 | 0.0 | 0.0 | 0.3 | 0.3 |
| 15. | Number of recorded cases of child trafficking and abuse | 0.00 | 0.00 | 0.00 | 0.00 | 0.00 |
| | i. Child trafficking (sex) ii. Child abuse (sex) | 0.00 | 2.00 | 0.00 | 0.00 | 0.00 |
| 16. | Percentage of road network in good condition | 20km | 30km | 35km | 35km | 37km |
| | Total | | | | | |
| | Urban | | | | | |
| | Feeder | 20km | 30km | 35km | 35km | 36km |
| 17. | Percentage of communities covered by electricity | 40% | 38.2% | 40.2% | 39.3% | 38.9% |
| | District | | | | | |
| | Rural | 40% | 38.2% | 40.2% | 39.3% | 39.2% |
| | Urban | | | | | |
| 18. | Reported cases of crime | 34 | 44 | 100 | 42 | 39 |
| | i. Men, ii. Women iii. Children | | | | | |
| 19. | Percentage of annual action plan implemented | 100% | 96.5% | 100% | 97.8% | 93.8% |
| 20. | Number of communities affected by disaster | 0 | 2 | 0 | 1 | 3 |
| | i. Bushfire ii. Floods | 0 | 2 | 0 | 1 | 7 |

Source: DPCU-AASWDA, January, 2021

2.5 Update on Critical Development and Poverty Issues

This section provides the update of the critical development and poverty issues being implemented in the District. These include Ghana School Feeding Programme, Capitation Grants, National Health Insurance Scheme, Livelihood Empowerment Against Poverty (LEAP) Programme, National Youth Employment Program, Nation Builder Corps, One District-One Factory Programme, One Village-One Dam Programme, One Constituency-One Million Dollars Programme, Planting for Food and Jobs Programme, Free SHS Programme, National Entrepreneurship and Innovation Plan (NEIP) and Implementation of Infrastructural for Poverty Eradication Programme (IPEP). In order to provide lasting solutions to the challenges identified, policy recommendations have been provided under each section.

Table 2.5: Update on Critical Development and Poverty Issues in 2020

| Critical Development and Poverty Issues | Allocation GH¢ | Actual Receipt GH¢ | No. of Beneficiaries | | | | Remarks |
|--|----------------|--------------------|----------------------|---------|--------|-------------------|--|
| | | | Targets | Actuals | | | |
| | | | | Male | Female | Total | |
| Ghana School Feeding Programme | 210,000.00 | - | 5,000 | 2,241 | 2,296 | 4,537 | School feeding program was halted due to break in school activities |
| Capitation Grants | 198,957.24 | - | 40,000 | 16,365 | 17,729 | 34,094 | Capitation grants were not received during the period under review |
| National Health Insurance Scheme | 500,000.00 | - | 50,000 | 15,253 | 21,585 | 36,838 | Provision of Office Accommodation |
| Livelihood Empowerment Against Poverty (LEAP) Programme | 72,459.00 | 18,114.75 | 3,000 | 845 | 1,327 | 2,172 | Provision of adequate Logistics |
| National Youth Employment Programme | 950,000.00 | - | 300 | 117 | 75 | 192 | Timely payment of Allowances to beneficiaries |
| One District-One Factory Programme | NA | NA | 100 | - | - | - | Planting of cassava varieties |
| One Village-One Dam Programme | NA | NA | 100 | - | - | - | Yet to be implemented in the District |
| One-Constituency-One Million Dollars Programme | 2,000,000.00 | - | 100,000 | - | - | - | Yet to be implemented |
| Planting for Food and Jobs Programme (Rice, Maize, Tomato, Pepper) | 75,000.00 | - | 500 | 616 | 84 | 700 (1,119 acres) | Timely provision of Seedlings and Fertilizers |
| Free SHS Programme | 1,323,000.00 | - | 2,352 | 1,149 | 761 | 1,910 | Due to the impact of covid 19, school activities were temporarily suspended |
| National Entrepreneurship and Innovation Plan (NEIP) | NA | NA | 50,000 | - | - | - | A workshop was held by the NEIP team and forms were submitted to their office for support especially during the covid 19 pandemic to businesses. |
| Implementation of Infrastructural for Poverty | NA | NA | 50,000 | - | - | - | Sod-cutting has been done for all projects under this Programme and handed over to the various |

| | | | | | | | |
|--|------------|----------|-----|----|----|-----|--|
| Eradication Programme (IPEP) | | | | | | | contractors. Construction on going at different stages |
| Others | | | | | | | |
| Sensitization Workshops on LGS Protocols (SoS, CoS, CoC, SDS, PMS, OM) | 50,000.00 | 5,000.00 | 160 | 54 | 97 | 151 | Timely release of the Capacity Building Grants |
| Capacity Building Programmes | 100,000.00 | 5,000.00 | 160 | 54 | 97 | 151 | Timely release of the Capacity Building Grants |

Source: DPCU-AASDA, January, 2021

2.6 Evaluations Conducted, Their Findings and Recommendations

Evaluation plays a vital role in the life of every project implementation as the feedback always determines the success or failure of the project. Therefore, the evaluation of the achievements of the 2020 Composite Annual Action Plan was conducted using Ex-Ante Evaluation of the implementation of the programmes, projects and activities based on the M&E Calendar and Budget. This was performed by the DPCU with support from the collaborating Agencies and Stakeholders.

The conduct of the evaluations involved scrutinizing the status-quo reports and the analyzed data from both primary and secondary sources and comparing them with the appraisal reports during and after the implementation of the year's activities. Field surveys including data collection, analysis, observations, presentation and reporting were used to conduct the evaluation of the selected physical projects implemented in the year. In addition, the DPCU and Stakeholders Forum were used to valid and confirm the data before and after completion to ascertain if the intervention achieved its original objectives and assess the overall changes caused by the implementation of the physical project. From Table 2.6, Five (5) Ex-ante Evaluations were conducted in the District.

The findings of the evaluation revealed that all the selected physical projects implemented in the 2020, impacted positively on the quality life of the people in the District as exhibited in Table 2.6. However, funding for the implementation of most projects are lacking with respect to Central Government Transfers (GOG, DACF and DDF). It is therefore recommended that funds should be released timely and adequately toward the implementation of the rest of the quarters of 2020 Composite Annual Action Plan. In addition, adequate funds should be made readily available to conduct evaluations so as to improve decision making and provide insights for effective Programme, project and activity design and implementation in the District.

Table 2.6: Update on Evaluations Conducted in 2020

| Name of the Evaluation | Policy/programme/project involved | Consultant or resource persons involved | Methodology used | Findings | Recommendations |
|--|--|--|--|---|---|
| 1. Ex-Ante Evaluation of Physical Projects | Educational Facilities – Classrooms, Teachers Quarters, Institutional Latrines | <ul style="list-style-type: none"> • District Co-ordinating Director • District Planning Office • District Budget Analyst • District Finance Officer • District Works Engineer • Director, Ghana Education Service • Selected DPCU Members | <ul style="list-style-type: none"> • Field Surveys including Data Collection and Analysis • Observations • Presentations • Dissemination <p>Report Writing</p> | <ul style="list-style-type: none"> • Low Teachers' conduct hours • Low students' attendance to school within the first three months of 2020 before schools were closed. | <ul style="list-style-type: none"> • Provision of conducive environment for teaching and learning (Classrooms, Teachers Quarters, Institutional Latrines) to improve conduct hours and students attendance |
| 2. Ex-Ante Evaluation of Physical Projects | Health Facilities – Health Centres, CHPS, Nurses Quarters | <ul style="list-style-type: none"> • District Co-ordinating Director • District Planning Office • District Budget Analyst • District Finance Officer • District Works Engineer • Director, Ghana Health Service • Selected DPCU Members | <ul style="list-style-type: none"> • Field Surveys including Data Collection and Analysis • Observations • Presentations • Dissemination <p>Report Writing</p> | <ul style="list-style-type: none"> • Low access to quality healthcare | <ul style="list-style-type: none"> • Provision of Health Facilities (Health Centres, CHPS, Nurses Quarters) to increase access to quality healthcare |
| 3. Ex-Ante Evaluation of Physical Projects | Water Facilities – Boreholes | <ul style="list-style-type: none"> • District Co-ordinating Director • District Planning Office • District Budget Analyst • District Finance Officer • District Works Engineer • Selected DPCU Members • Assembly Members <p>Community Water and Sanitation Agency – Ashanti Region</p> | <ul style="list-style-type: none"> • Field Surveys including Data Collection and Analysis • Observations • Presentations • Dissemination <p>Report Writing</p> | <ul style="list-style-type: none"> • Low access to potable water | <ul style="list-style-type: none"> • Provision of water facilities (boreholes and mechanised boreholes) to improve access to potable water |
| 4. Ex-Ante Evaluation of Physical Projects | Sanitation Facilities – Communal Toilet Facilities | <ul style="list-style-type: none"> • District Co-ordinating Director • District Planning Office • District Budget Analyst • District Finance Officer • District Works Engineer • Selected DPCU Members | <ul style="list-style-type: none"> • Field Surveys including Data Collection and Analysis • Observations • Presentations • Dissemination <p>Report Writing</p> | <ul style="list-style-type: none"> • Low access to improved sanitation facilities | <p>Improve access to sanitation facilities</p> |

| | | | | | |
|--|-------|--|---|---|---|
| | | <ul style="list-style-type: none"> • Assembly Members Community Water and Sanitation Agency – Ashanti Region | | | |
| 4. Ex-Ante Evaluation of Physical Projects | Roads | <ul style="list-style-type: none"> • District Co-ordinating Director • District Planning Office • District Budget Analyst • District Finance Officer • District Works Engineer • Feeder Road Engineer • Selected DPCU Members | <ul style="list-style-type: none"> • Field Surveys including Data Collection and Analysis • Observations • Presentations • Dissemination Report Writing | <ul style="list-style-type: none"> • High cost of transportation | <ul style="list-style-type: none"> • Provision of water facilities (boreholes and mechanised boreholes) to improve access to potable water |

Source: DPCU-AASWDA, January, 2021

2.7 Participatory Monitoring and Evaluation Undertaken and Their Results

Participatory Monitoring and Evaluation (PM&E) refers to the practice where all key stakeholders are directly involved in the M&E design and implementation process. For the 2020 under review, the District conducted PM&E using Community Score Card in the implementation of 2020 Composite Annual Action Plan. The key stakeholders who participated in the PM&E through the stakeholders' analysis included Traditional Authorities, Assembly Members, Unit Committee Members, Opinion Leaders, Contractors, Heads of Decentralised Departments and other Agencies, Political Parties (NPP and NDC), Civil Society Organisations, Religious Bodies, Financial Institutions, Artisans, Communities and Media. The detail of the conduct of the PM&E is presented in Table 2.7.

Table 2.7: Update on PM&E Conducted

| Name of the PM&E Tool | Policy/Programme/ Project Involved | Consultant or Resource Persons Involved | Methodology Used | Findings | Recommendations |
|--|--|--|---|---|--|
| 1. Community Score Card (CSC) on Physical Projects | Construction of Physical Projects including: <ul style="list-style-type: none"> • Educational Facilities – Classrooms, Teachers Quarters, Institutional Latrines • Health Facilities –Health Centres, CHPS, Nurses Quarters • Water Facilities – Boreholes • Sanitation Facilities – Communal Toilet Facilities • Roads | <ul style="list-style-type: none"> • District Co-ordinating Director • District Planning Office • District Budget Analyst • District Finance Officer • District Works Engineer • Director, Ghana Health Service • Director, Ghana Education Service • Selected DPCU Members • Assembly Members • Traditional Authorities • Unit Committee Members • Opinion Leaders • Contractors | <ul style="list-style-type: none"> • Site Meetings • Observations • Projects Reporting | <ul style="list-style-type: none"> • Delay in the completion of projects • Low hiring of communal labour for projects by Contractors • Low payment of Internally Generated Funds • Inadequate provision of Social Amenities such as education, health, water, sanitation, energy, transportation, employment and among others | <ul style="list-style-type: none"> • Provision of adequate funds for completion of projects • Identification of technical skills needed by Contractors in the communities • Organisation of sensitization programmes on Internally Generated Funds • Provision of Community Social Amenities such as education, health, water, sanitation, energy, transportation and employment |

| | | | | | |
|--|--|--|--|--|--|
| | | <ul style="list-style-type: none">• Other Key Stakeholders | | | |
|--|--|--|--|--|--|

Source: DPCU-AASWDA, January, 2020

3.0 CONCLUSION AND THE WAY FORWARD

This section summarizes the 2020 Annual Progress Report by exhibiting the key issues addressed and those yet to be addressed as well as the recommendations for successful implementation of subsequent quarters of the 2020 Composite Annual Action Plans (CAAP). The details are outlined in the sub-section 3.1 and 3.2.

3.1 Summary of Key Issues in 2020 and Those Yet to be Addressed

In the course of implementation of the 2020 Composite Annual Action Plan, the following key issues were identified and addressed successfully in 2020, which need to be sustained for the subsequent quarters.

- Funds for Monitoring and Evaluation activities were provided for the District Monitoring Team to conduct the exercise with ease. This provided funds for Quarterly M&E Reporting and the payment of Day Trip Allowances.
- Logistics in form of fuel, stationery and other Monitoring and Evaluation materials were provided timely for the conduct of the M&E exercise in the District. This provided solution to the logistical challenge raised by the District Monitoring Team.
- Funds were released for the 11 Decentralized Departments of the Assembly to carry-out their mandated programmes, projects and activities in the 2020 Composite Annual Action Plan. This addressed the challenge of lack of funds for Departments to carry-out their activities in the 2020 CAAP.

However, the implementation of the 2020 Composite Annual Action Plan was challenged with the following key issues, which are yet to be addressed, possibly in 2020.

- Inadequate and untimely release of DACF has negatively affected the implementation of programmes, projects and activities in the District. This issue is yet to be resolved by the District Assemblies Common Fund Administrator.
- Lack of assigned permanent vehicle for Monitoring and Evaluation of programmes, projects and activities in the District. This pending issue is yet to be rectified by management of the District Assembly.

3.2 Recommendations

In conclusion, the way forward to address the challenges faced in the Monitoring and Evaluation activities, in addition to those yet to be addressed, include the following.


- Provision of permanent vehicle for Monitoring and Evaluation exercise in the District will help to improve the routine inspection and supervision of programmes, projects and activities.



- Based on the challenges identified in the implementation of DACF programmes, the Assembly recommends timely and adequately release of DACF to finance the plan and budget implementation in the District.
- Based on the infrastructural challenges identified in the District, the Assembly recommends timely release of DPAT for 2017 and 2018 to finance the implementation of infrastructural gaps identified.
- Regular reshaping of road network in the District will improve Monitoring and Evaluation exercise.
- Organisation of Monitoring and Evaluation training programmes by the National Development Planning Commission (NDPC) to equip District Monitoring Teams with the required knowledge and experience.
- Setting-up DPCU Fund to promote the functionality of DPCU as enshrined in the Local Governance Act 936, 2016 and the National Development Planning (System) Regulations, LI 2232, 2016.


3.3 Implementation Report of Social Protection/Vulnerability Programmes



The following are the implementation reports of Social Protection/Vulnerability Programmes including Child Protection, PWD and Gender Mainstreaming Programmes executed in the District.


Table 3.1: Implementation Report of Social Protection/Vulnerability Programmes


| | |
|--------------------------|--|
| Main Activity 1 | Organization of Sensitization Programme for Economic and Political Empowerment of Women |
| Objective | To empower women within the District |
| Venue | Mpasaaso and surrounding communities |
| Target Group | Community Members |
| Date/Time | Wednesday, 15 th April, 2020 |
| Activity Report | <p>The programme was organized and implemented address the social protection and vulnerability issues and gaps identified. The occasion was used to sensitize women on economic and political development activities.</p> <p>A total of ninety-seven (97) community members participated comprising of sixty-eight (68) women and twenty-nine (29) men including seven (7) PWDs attended the programme from the various communities.</p> <p>The meeting started at 10:39am and ended at 12:50pm.</p> |
| Activity Pictures |  |

| | |
|--------------------------|--|
| Main Activity 1 | Child Rights Promotion and Protection Statutory Work With Families and Children |
| Objective | To provide professional social services in all districts and ensure that statutory responsibilities are carried out in the field of Child Rights and Protection. |
| Venue | District wide |
| Target Group | Children |
| Date/Time | Monday, 20 th April 2020 |
| Activity Report | The activity was organized and implemented to address child protection and vulnerability issues and gaps identified. A total of one hundred and sixty six (166) cases were registered. |
| Activity Pictures |  |
| Main Activity 1 | Disability Day (PWDs) |
| Objective | To promote access to social services for the disadvantaged, vulnerable and marginalized groups. |
| Venue | District Assembly Hall |
| Target Group | People living with Disabilities (PWDs) |
| Date/Time | 3 rd December, 2020 |
| Activity Report | A total of two hundred and eighty-three (283) persons with varied disabilities attended including some regional executives. Each attendee received a 5kg bag of rice and a liter of cooking oil and transportation fare. |
| Activity Pictures |  |
| Main Activity 1 | Provision of monthly support for the co-ordination and management of HIV/AIDS programmes. |
| Objective | To reduce HIV/AIDS |

| | |
|--------------------------|--|
| Venue | Nyamebkyere and surrounding communities |
| Target Group | Community Members |
| Date/Time | Thursday, 30 th May, 2020 |
| Activity Report | <p>The programme was organized and implemented to address the social protection and vulnerability issues and gaps identified.</p> <p>The occasion was used to sensitize community members on the causes, effects and preventions of HIV/AIDS and other STIs. Four educational campaigns have been organized on the causes, effects and preventions of HIV/AIDS and other STIs. Again, assistance have been given to the co-ordination and management of HIV/AIDS programmes in the District.</p> <p>Seventy-Six (76)community members participated from the various communities which constitute thirty-one(31) males and forty-five (45) females including nine (9) PWDs.</p> <p>The meeting started 9:53am and ended at 11:47pm.</p> |
| Activity Pictures |  |
| Main Activity 1 | World AIDS Day |
| Objective | To create awareness on the prevention, control and management of HIV/AIDS in collaboration with the Assembly and all others stakeholders with the view to promote community care strategies |
| Venue | District Wide |
| Target Group | Everyone |
| Date/Time | 2 nd December,2020 |
| Activity Report | <p>The theme of the exercise was: “Global solidarity, stay safe, let’s end AIDS by 2030”.</p> <p>The float started at 8am. The Assembly staff paraded the streets of the district with placards sensitizing the indigenes on ways to prevent HIV/AIDS. Free testing was done for members of the various communities.</p> <p>The float finally ended at 1 pm.</p> |
| Activity Pictures | |

| | |
|--------------------------|---|
| |  |
| Main Activity 1 | Provision of social protection support to the vulnerable, excluded and marginalized persons under LEAP and other social interventions |
| Objective | To improve the social welfare of people in the District |
| Venue | Anitemfe and surrounding communities |
| Target Group | Community Members |
| Date/Time | Tuesday, 10 th December, 2020 |
| Activity Report | <p>The programme was organized and implemented to address the social protection and vulnerability issues and gaps identified.</p> <p>Community members were sensitized on social protection programmes in the District, enrollment procedures and what is expected of the beneficiaries. Additionally, provisions have been made to support the vulnerable, excluded and marginalized under LEAP and other social interventions</p> <p>103 participants attended the programme from the various communities, which comprise of thirty-seven (37) males and forty-three (45) females of which eleven (11) were Persons with Disability.</p> <p>The programme started at 10: 43am and ends at 1:39pm.</p> |
| Activity Pictures |  |
| Main Activity 1 | <ul style="list-style-type: none"> • Organisation of Sensitisation Programmes for Economic and Political Empowerment of Women |
| Objective | To empower women within the District |
| Venue | Adadekrom and surrounding communities |
| Target Group | Community Members |
| Date/Time | Tuesday, 26 th March, 2020 |

| | |
|-------------------------|--|
| Activity Report | <p>The programme was organized and implemented address the social protection and vulnerability issues and gaps identified.</p> <p>The occasion was used to sensitize women on economic and political development activities.</p> <p>Fifty-one (51) women and sixteen (16) males making a total of sixty-seven (67) participants who attended the programme from the various communities including three (3) PWDs.</p> <p>The meeting started at 10:39am and ended at 12:50pm.</p> |
| Main Activity | <ul style="list-style-type: none"> • Implementation of Child Protection, Vulnerability and Social Protection Programmes for Justice Administration, Community Care and Child Rights in the District • Provision of Social Protection support to the vulnerable, excluded and marginalized persons under LEAP and other social interventions. |
| Objective | To reduce and protect the vulnerable within the District. |
| Venue | Asuokor and surrounding communities |
| Target Group | Community members |
| Date/Time | Tuesday, 16 th March, 2020 |
| Activity Report | <p>The programme was organized and implemented to promote basic education, protect the vulnerable and other social protections.</p> <p>Community members were sensitized on child protection, vulnerability and other social protection programmes. Also, provisions have been made to support the vulnerable, excluded and marginalized under LEAP. This is to help alleviate short-term poverty and encourage long-term human capital in the District.</p> <p>The main activities undertaken include:</p> <ul style="list-style-type: none"> • Sensitization on the issues of child labour • Distribution of Exercise Books and School Uniforms • Sensitization on the LEAP programme <p>One hundred and sixteen participants comprising of forty-eight (48) males and sixty-eight females (68) including five (5) disables.</p> <p>The programme ended at 2:23pm</p> |
| Activity picture |  |
| Main Activity | Provision of Social Protection support to the vulnerable, excluded and marginalized persons under LEAP and other social interventions. |
| Objective | To reduce vulnerability and protect the excluded, vulnerable and marginalized within the District. |
| Venue | Abasua and surrounding communities |
| Target Group | Community members |
| Date/Time | Tuesday, 15 th October, 2020 |

| | |
|-------------------------|--|
| Activity Report | <p>The programme was organized and implemented to support and protect the vulnerable, excluded and marginalized under LEAP and other social interventions.</p> <p>Community members were sensitized on social protection programmes available and enrollment procedures. Also, provisions have been made to support the vulnerable, excluded and marginalized under LEAP. This is to help alleviate short-term poverty and encourage long-term human capital in the District.</p> <p>The main activities undertaken include:</p> <ul style="list-style-type: none"> • Sensitization on the issues of child labour • Sensitization on the LEAP and School Feeding programmes <p>One hundred and sixteen(116) participants comprising of forty-eight (48) males and sixty-eight females (68) including five (5) PWDs.</p> <p>The programme ended at 2:23pm</p> |
| Activity Picture | |
| Main Activity | Implementation of Persons with Disabilities activities under Disability Common Fund-Livelihood Empowerment and LED Activities – Soap making, Hairdressing and Dressmaking |
| Objective | To support and protect the vulnerable |
| Venue | Akyease and surrounding communities |
| Target Group | Community Members |
| Date/Time | Thursday, 30 th March, 2020 |
| Activity Report | <p>The programme was organizes and implemented to assist Persons with Disabilities in order to improve their living conditions.</p> <p>The occasion was use to educate the community on discrimination against PWDs, themed: ‘Disability is not a barrier but discrimination is’.</p> <p>Fifty-three (53) people took part in the programme of which thirty-four (34) are females and nineteen (19) were males including Seventeen (17) PWDs.</p> <p>Seven (7) females and Four (4) males who are PWDs were supported with items such as Sewing Machines, Hair dryers and Shoe making machines and Credit Cards business.</p> <p>The programme ended at 1:21pm</p> |
| Activity Picture |  |
| Main Activity | Implementation of Persons with Disabilities activities under Disability Common Fund-Livelihood Empowerment and LED Activities-Soap Making, Dressmaking and Hairdressing |
| Objective | To support and protect the vulnerable and less privilege in the District |
| Venue | Oseikrom and surrounding communities |
| Target Group | Community Members |
| Date/Time | Tuesday, 14 th May, 2020 |
| Activity Report | <p>The programme was organized and implemented to assist Persons with Disabilities. This is to help improve their living conditions.</p> <p>The occasion was used to educate the community about the need to send children with disabilities to school or special school and not to neglect them.</p> <p>The programme recorded eighty-three (83) participants comprising of forty-five (45) females and thirty-eight (38) males including twenty-one (21) persons with disability comprising of nine (9) females and twelve (12) males.</p> <p>Eight (8) PWDs were given educational support: four (4) females and four (4) males.</p> <p>The programme ended at 1:17pm</p> |
| Activity Picture | |

Source: DPCU-AASWDA, January, 2021


3.4 Implementation/Sensitisation Report of Climate Change Awareness

The following are the implementation reports of Climate Change Awareness activities implemented in 2020 in the District.

Table 3.2: Implementation/Sensitisation Report of Climate Change Awareness

| | |
|--------------------------|--|
| Main Activity 1 | Organisation and implementation of Sensitisation Programmes on Climate Change and Green Economy Awareness in the District |
| Objective | To reduce activities leading to Climate Change |
| Venue | Asukese and surrounding communities |
| Target Group | Community Members |
| Date/Time | Wednesday, 14 th July, 2020 |
| Activity Report | <p>The programme was organised and implemented to create awareness on climate change and green economy to the public. This is to protect climate change and the natural resources in the District.</p> <p>The occasion was used to sensitize community on proper farming such as how to effectively apply pesticides and insecticides on their farmlands in order to sustain the environment from further degrading. Again, the facilitators at the programme created the awareness on illegal farming in the forest reserves areas in the District as well as environmental degradation activities. Example, bush burning, charcoal burning, deforestation. On that note, Climate Change Awareness Committee was formed to sensitise and protect the environment in order to secure the present and future generation.</p> <p>The occasion was attend by the District Forestry Manager and the NADMO Co-ordinator and other related Climate Change Departments and Units.</p> <p>127 participants attended the programme at the various communities with 78 being males, 49 being female and 8 disables. Some of the communities who benefited include Pewodie and Anitemfe etc.</p> <p>The meeting started at 10:15am and ended at 2:54pm.</p> |
| Activity Pictures | |
| Main Activity 1 | Organisation and implementation of Sensitisation Programmes on Climate Change and Green Economy Awareness in the District, and Planting of trees at mining areas, degraded forestry areas, along river banks and road |
| Objective | To improve internal security for protection of life and property |
| Venue | Asuokor and surrounding communities |
| Target Group | Community Members |
| Date/Time | Tuesday, 11 th May, 2020 |


| | |
|-------------------------|---|
| Activity Report | <p>The programme was organised and implemented to create awareness on climate change and green economy to the public. This is to protect climate change and the natural resources in the District.</p> <p>The event was used to educate community to plant trees at mining areas, degraded forestry areas, along riverbanks and roads to protect the environment against degradation. In addition, the facilitators at the programme created the awareness on deforestation, illegal mining, improper farming practices and illegal farming in the forest reserves areas in the District. In line with this, Climate Change Awareness Committee was formed to sensitise and protect the environment in order to secure the current and future generation.</p> <p>The occasion was attend by the District Forestry Manager and the NADMO Co-ordinator and other related Climate Change Departments and Units.</p> <p>231 participants, comprising of 147 males, 84 females and 9 disables, attended the programme at the various communities.</p> <p>The meeting commenced at 10:12am and ended at 1:08pm.</p> |
| Activity Picture | |
| Main Activity 1 | <p>Organisation and implementation of Sensitisation Programmes on Climate Change and Green Economy Awareness in the District, and</p> <p>Implementation of Environmental Protection, Degradation Restoration and Awareness Creation Programmes in the District</p> |
| Objective | To protect and restore the environment |
| Venue | Nyamebikyere and surrounding communities |
| Target Group | Community Members |
| Date/Time | Monday, 9 th August, 2020 |
| Activity Report | <p>The programme was organised and implemented to create awareness on climate change and green economy to the public. This is to protect climate change and the natural resources in the District.</p> <p>The programme was used to sensitize community on the need and how to sustain the natural environment. Again, the community was prompted on the dangers of illegal farming, sand winning, poor farming practices. In line with this, Climate Change Awareness Committee was formed to sensitise and protect the environment in order to secure the future for the unborn. However, the occasion was used to plant trees at the degraded areas of the Forest Reserve at Mpasaso No.1 and the erosion areas. Those who used wood as fuel were advised to use LPG in order to protect the environment from further degradation.</p> <p>The occasion was attend by the District Forestry Manager and the NADMO Co-ordinator and other related Climate Change Departments and Units.</p> |


| | |
|--------------------------|--|
| | <p>99 participants attended the programme at the various communities with female being 38, males being 61 and 7 disabled.</p> <p>The meeting started at 10:32am and ended at 12:36pm.</p> |
| Activity Picture | |
| Main Activity 1 | <p>Organisation and implementation of Sensitisation Programmes on Climate Change and Green Economy Awareness in the District, and Implementation of Forestry Department activities-Tree Planting, Illegal Chain saws, Illegal Farming and Natural Resources Conservation Activities</p> |
| Objective | <p>To improve internal security for protection of life and property and sustain natural resources.</p> |
| Venue | <p>Hwibaa and surrounding communities</p> |
| Target Group | <p>Community Members</p> |
| Date/Time | <p>Friday, 29th October, 2020</p> |
| Activity Report | <p>The programme was organised and implemented to create awareness on climate change and green economy to the public. This is to protect climate change and the natural resources in the District.</p> <p>The occasion was used to create awareness on illegal farming in the forest reserves areas in the District and the importance of afforestation/reforestation. In addition, the occasion was used to sensitize community on how to effectively applied pesticides and insecticides on their farmlands in order to sustain the natural environment from further degrading. Again, awareness was created on prevention and restoration of environmental degradation. Activities, which degrade the environment discussed, were sand winning, charcoal burning, deforestation. On that note, Climate Change Awareness Committee was formed to sensitise and protect the environment in order to secure the future for the unborn.</p> <p>The occasion was attend by the District Forestry Manager and the NADMO Co-ordinator and other related Climate Change Departments and Units.</p> <p>111 participants, which comprise of 63 males and 37 females and 3 disables attended the programme at the various communities.</p> <p>The meeting started at 10:17am and was ended at 12:03pm.</p> |
| Activity Pictures |  |

3.5 Implementation of Climate Change Awareness Creation Report

The following are the implementation reports of Climate Change Awareness activities implemented in 2020 in the District.

Table 3.3: Implementation of Climate Change Awareness Creation Report

| | |
|--------------------------|---|
| Main Activity 1 | Organisation and implementation of Sensitisation Programmes on Climate Change and Green Economy Awareness in the District |
| Objective | To reduce activities leading to Climate Change |
| Venue | Kunsu Camp and surrounding communities |
| Target Group | Community Members |
| Date/Time | Tuesday, 19 th March, 2020 |
| Activity Report | <p>The programme was organised and implemented to create awareness on climate change and green economy to the public. This is to protect climate change and the natural resources in the District.</p> <p>The occasion was used to sensitize community on proper farming such as how to effectively apply pesticides and insecticides on their farmlands in order to sustain the environment from further degrading. Again, the facilitators at the programme created the awareness on illegal farming in the forest reserves areas in the District as well as environmental degradation activities. Example, bush burning, charcoal burning, deforestation. On that note, Climate Change Awareness Committee was formed to sensitise and protect the environment in order to secure the present and future generation. The activities undertaken include:</p> <ul style="list-style-type: none"> • Education on proper farming practices (application of chemicals) • Education on illegal farming at the forest reserves • Formation of Climate Change Committee <p>The occasion was attend by the District Forestry Manager and the NADMO Co-ordinator and other related Climate Change Departments and Units.</p> <p>105 participants attended the programme at the various communities with 64 being males, 41 being female and 4 disables.</p> <p>The meeting started at 10:09am and ended at 12:06pm.</p> |
| Activity Pictures |  |
| Main Activity 1 | <ul style="list-style-type: none"> • Organisation and implementation of Sensitisation Programmes on Climate Change and Green Economy Awareness in the District • Planting of trees at mining areas, degraded forestry areas, along river banks and road |

| | |
|-------------------------|--|
| Objective | To improve internal security for protection of life and property |
| Venue | Kunsu Dotiem and surrounding communities |
| Target Group | Community Members |
| Date/Time | Tuesday, 2 nd June, 2020 |
| Activity Report | <p>The programme was organised and implemented to create awareness on climate change and green economy to the public. This is to protect climate change and the natural resources in the District.</p> <p>The event was used to educate community to plant trees at mining areas, degraded forestry areas, along riverbanks and roads to protect the environment against degradation. In addition, the facilitators at the programme created the awareness on deforestation, illegal mining, improper farming practices and illegal farming in the forest reserves areas in the District. In line with this, Climate Change Awareness Committee was formed to sensitise and protect the environment in order to secure the current and future generation. The major activities undertaken include:</p> <ul style="list-style-type: none"> • Education on planting of trees at degraded areas • Education on the effect of deforestation and improper farming • Formation of Climate Change Committee <p>The occasion was attend by the District Forestry Manager and the NADMO Co-ordinator and other related Climate Change Departments and Units.</p> <p>91 participants, comprising of 61 males, 30 females and 5 disables, attended the programme at the various communities.</p> <p>The meeting commenced at 10:13am and ended at 12:17pm.</p> |
| Activity Picture |  |
| Main Activity 1 | <ul style="list-style-type: none"> • Organisation and implementation of Sensitisation Programmes on Climate Change and Green Economy Awareness in the District, and • Implementation of Environmental Protection, Degradation Restoration and Awareness Creation Programmes in the District |
| Objective | To protect and restore the environment |
| Venue | Afreseni Camp and surrounding communities |

| | |
|-------------------------|--|
| Target Group | Community Members |
| Date/Time | Friday, 4 th August, 2020 |
| Activity Report | <p>The programme was organised and implemented to create awareness on climate change and green economy to the public. This is to protect climate change and the natural resources in the District.</p> <p>The programme was used to sensitize community on the need and how to sustain the natural environment. Again, the community was prompted on the dangers of illegal farming, sand winning, poor farming practices. In line with this, Climate Change Awareness Committee was formed to sensitise and protect the environment in order to secure the future for the unborn. However, the occasion was used to plant trees at the degraded areas of the Forest Reserve areas and the erosion areas. Those who used wood as fuel were advised to use LPG in order to protect the environment from further degradation. The major activities undertaken include:</p> <ul style="list-style-type: none"> • Education on negative effects of illegal farming and poor farming activities • Education of the usage of LPG in the cooking • Formation of Climate Change Committee <p>The occasion was attend by the District Forestry Manager and the NADMO Co-ordinator and other related Climate Change Departments and Units.</p> <p>112 participants attended the programme at the various communities with female being 45, males being 67 and 3 disabled.</p> <p>The meeting started at 10:45am and ended at 12:53pm.</p> |
| Activity Picture | |
| Main Activity 1 | <ul style="list-style-type: none"> • Organisation and implementation of Sensitisation Programmes on Climate Change and Green Economy Awareness in the District, and • Implementation of Forestry Department activities-Tree Planting, Illegal Chain saws, Illegal Farming and Natural Resources Conservation Activities |
| Objective | To improve internal security for protection of life and property and sustain natural resources. |
| Venue | Agyeibikrom and surrounding communities |
| Target Group | Community Members |
| Date/Time | Tuesday, 2 nd October, 2020 |
| Activity Report | <p>The programme was organised and implemented to create awareness on climate change and green economy to the public. This is to protect climate change and the natural resources in the District.</p> <p>The occasion was used to create awareness on illegal farming in the forest reserves areas in the District and the importance of afforestation/reforestation. In addition, the occasion was used to sensitize</p> |

| | |
|--------------------------|---|
| | <p>community on how to effectively applied pesticides and insecticides on their farmlands in order to sustain the natural environment from further degrading. Again, awareness was created on prevention and restoration of environmental degradation. Activities, which degrade the environment discussed, were sand winning, charcoal burning, deforestation. On that note, Climate Change Awareness Committee was formed to sensitise and protect the environment in order to secure the future for the unborn. The major activities undertaken include:</p> <ul style="list-style-type: none"> • Education on proper farming practices • Education on the protection of the environment from sand winning • Education on the effect of deforestation and improper farming • Formation of Climate Change Committee <p>The occasion was attend by the District Forestry Manager and the NADMO Co-ordinator and other related Climate Change Departments and Units.</p> <p>157 participants, which comprise of 88 males and 69 females and 5 disables attended the programme at the various communities.</p> <p>The meeting started at each around 10:12am and ended each day around at 12:19pm.</p> |
| Activity Pictures | |

CONCLUSION AND THE WAY FORWARD

This section summarizes the 2020 Progress Report by exhibiting the key issues addressed and those yet to be addressed as well as the recommendations for successful implementation of subsequent quarters of the 2021 Composite Annual Action Plans (CAAP). The details are outlined in the sub-section 3.1 and 3.2.

3.1 Summary of Key Issues Addressed in 2020 Third quarter

In the course of implementation of the 2020 Composite Annual Action Plan, the following key issues were identified and successfully addressed;

- Funds for Monitoring and Evaluation activities were provided for the District Monitoring Team to conduct the exercise with ease. This provided funds for Quarterly M&E Reporting and the payment of Day Trip Allowances.
- Logistics in form of fuel, stationery and other Monitoring and Evaluation materials were provided timely for the conduct of the M&E exercise in the District. This provided solution to the logistical challenge raised by the District Monitoring Team.
- Funds were released for the 11 Decentralized Departments of the Assembly to carry out their mandated programmes, projects and activities in the 2020 Composite Annual Action Plan. This addressed the challenge of lack of funds for Departments to carry out their activities in the 2020 CAAP.

However, the implementation of the 2020 Composite Annual Action Plan, was challenged with the following key issues

- The effect of covid 19 strongly affected the activities of the District especially in the implementation of planned programs and activities of the Assembly. Due to the national lockdown, almost all the departments were inactive within the second and third quarters; a situation which adversely affected the functionality of the Assembly.
- Inadequate and untimely release of DACF has negatively affected the implementation of programmes, projects and activities in the District. This issue is yet to be resolved by the District Assemblies Common Fund Administrator.
- Lack of assigned permanent vehicle for Monitoring and Evaluation of programmes, projects and activities in the District. This pending issue is yet to be rectified by management of the District Assembly.

3.2 Recommendations

In conclusion, the way forward to address the challenges faced in the Monitoring and Evaluation activities, in addition to those yet to be addressed, include the following.

- Provision of permanent vehicle for Monitoring and Evaluation exercise in the District will help to improve the routine inspection and supervision of programmes, projects and activities.
- Based on the challenges identified in the implementation of DACF programmes, the Assembly recommends timely and adequate release of DACF to finance the plan and budget implementation in the District.
- Regular reshaping of road network in the District will improve Monitoring and Evaluation exercise.
- Organization of Monitoring and Evaluation training programmes by the National Development Planning Commission (NDPC) to equip District Monitoring Teams with the required knowledge and experience.
- Setting-up DPCU Fund to promote the functionality of DPCU as enshrined in the Local Governance Act 936, 2016 and the National Development Planning (System) Regulations, LI 2232, 2016.