

# **ANNUAL PROGRESS REPORT**

**2020**

**ADANSI SOUTH DISTRICT ASSEMBLY**

**JANUARY, 2021**

## **ABBREVIATIONS AND ACRONYMS**

AAP	ANNUAL ACTION PLAN
APR	ANNUAL PROGRESS REPORT
AIDS	ACQUIRED IMMUNODEFICIENCY SYNDROME
BECE	BASIC EDUCATION CERTIFICATE EXAMINATION
CF	COMMON FUND
CHED-COCOBOD	COCOA HEALTH AND EXTENSION DIVISION- GHANA COCOA BOARD
CHPS	COMMUNITY-BASED HEALTH PLANNING AND SERVICES
CHRAG	COMMISSION ON HUMAN RIGHTS AND ADMINISTRATIVE JUSTICE
CIDA	CANADIAN INTERNATIONAL DEVELOPMENT AGENCY
CSIR	COUNCIL FOR SCIENTIFIC AND INDUSTRIAL RESEARCH
DA	DISTRICT ASSEMBLY
DACF	DISTRICT ASSEMBLY COMMON FUND
DCE	DISTRICT CHIEF EXECUTIVE
DDF	DISTRICT DEVELOPMENT FUND
DEOC	DISTRICT EDUCATION OVERSIGHT COMMITTEE
DFO	DISTRICT FINANCE OFFICER
DISEC	DISTRICT SECURITY COUNCIL
DMTDP	DISTRICT MEDIUM TERM DEVELOPMENT PLAN
DPCU	DISTRICT PLANNING CO-ORDINATING UNIT
GETFUND	GHANA EDUCATION TRUST FUND
GNFS	GHANA NATIONAL FIRE AND RESCUE SERVICE
GOG	GOVERNMENT OF GHANA
HIV	HUMAN IMMUNODEFICIENCY VIRUS
ICI	INTERNATIONAL COCOA INITIATIVE
ICT	INFORMATION COMMUNICATION TECHNOLOGY
IGF	INTERNALLY GENERATED FUND
JHS	JUNIOR HIGH SCHOOL

KG	KINDERGATEN
LEAP	LIVELIHOOD EMPOWERMENT AGAINST POVERTY
M&E	MONITORING AND EVALUATION
MAG	MODERNIZING AGRICULTURE IN GHANA
MP	MEMBER OF PARLIAMENT
MTDP	MEDIUM TERM DEVELOPMENT PLAN
NABCO	NATION BUILDERS CORPS
NADMO	NATIONAL DISASTER MANAGEMENT ORGANISATION
NGO	NON-GOVERNMENTAL ORGANISATION
NHIS	NATIONAL HEALTH INSURANCE SCHEME
PFJ	PLANTING FOR FOOD AND JOBS
PM&E	PARTICIPATORY MONITORING AND EVALUATION
PWD	PERSON WITH DISABILITY
RCC	REGIONAL CO-ORDINATING COUNCIL
SHS	SENIOR HIGH SCHOOL
WATSAN	WATER AND SANITATION

## TABLE OF CONTENTS

<b>ABBREVIATIONS AND ACRONYMS</b> .....	<b>ii</b>
<b>LIST OF TABLES</b> .....	<b>vi</b>
<b>LIST OF FIGURES</b> .....	<b>vi</b>
<b>CHAPTER ONE</b> .....	<b>0</b>
1.0 INTRODUCTION.....	0
1.1 Purpose of Monitoring and Evaluation for the Year 2020 .....	0
1.2 Summary of achievements of the implementation of the DMTDP.....	1
1.3 Challenges encountered in the implementation of the DMTD .....	3
1.4 Summary of Processes Involved and Difficulties Encountered in Conducting Monitoring and Evaluation in the Preparation of the 2020 Annual Progress Reports. ....	4
<b>CHAPTER TWO</b> .....	<b>6</b>
2.0 MONITORING AND EVALUATION ACTIVITIES REPORT .....	6
2.1 Program/Project status as at the end of December, 2020 .....	6
2.2 Update on Funding Sources .....	21
2.3 Update on District Core Indicators and Targets.....	28
2.4 Evaluations Conducted, their Findings and Recommendations.....	38
2.5 Participatory Monitoring and Evaluation (PM&E) Undertaken and their Results .....	41
<b>CHAPTER THREE</b> .....	<b>43</b>
3.0 CONCLUSION AND THE WAY FORWARD .....	43
3.1 Key issues addressed and those yet to be addressed and recommendations .....	43
3.1.1 Economic Development .....	43
3.1.2 Social Development.....	43
3.1.3 Environment, Infrastructure and Human Settlement Development .....	44
3.1.4 Governance, Corruption and Public Accountability.....	44
3.2 Conclusion.....	45

## LIST OF TABLES

<b>Table 1.1:</b> Proportion of the DMTDP Implemented .....	2
<b>Table 1.2:</b> Details on the Annual Action Plan Implemented under the Agenda for Jobs Policy Framework .....	2
Table 2.1: Project Register of Physical Projects .....	7
<b>Table 2.2:</b> Programmes and other Non-Physical project Register .....	10
<b>Table 2.3:</b> Update on Revenue Sources of the Assembly as at end of 31st December, 2020..	21
<b>Table 2.4:</b> Differences in Actual Revenue for the years 2018, 2019 and 2020. ....	23
<b>Table 2.5</b> Update on Disbursements .....	26
<b>Table 2.6:</b> Performance of Core Indicators at the District Level .....	28
<b>Table 2.7:</b> Update on Critical Development and Poverty Issues In 2020 .....	37
<b>Table 2.8</b> Update on Evaluations Conducted. ....	38
<b>Table 2.9</b> Update on PM&E Conducted.....	41

## LIST OF FIGURES

<b>Figure 2.1</b>	Budget Performance from 2018, 2019 and 2020.....	25
<b>Figure 2.2.</b>	Update on Disbursements .....	27

## **CHAPTER ONE**

### **1.0 INTRODUCTION**

This Annual Progress Report for Adansi South District Assembly covers the programmes, projects and activities carried out based on the 2020 Composite Annual Action Plan of the Assembly from January to December, 2020. It also collates, harmonizes and reports on the activities, achievements and challenges of the various Decentralized Departments and Agencies in the District in the implementation of the 2020 Annual Action Plan.

The report is prepared in line with the Medium Term Development Plan (MTDP), 2018-2021 under the five Development Dimensions of ‘Agenda for Change and Prosperity’. The Development Dimensions are:

- ❖ Economic Development
- ❖ Social Development
- ❖ Environment, Infrastructure and Human Settlements
- ❖ Governance, Corruption and Public Accountability
- ❖ Ghana’s Role in the International Affairs

### **1.1 Purpose of Monitoring and Evaluation for the Year 2020**

The monitoring and evaluation report cover the programmes and projects undertaken in January-December 2020. The operationalization of the DPCU guidelines in line with provisions of the Local Governance Act 2016, Act 936, mandates the Assembly as a planning Authority.

The need for embarking on these monitoring exercises is premised on the activities outlined in the District Monitoring and Evaluation Plan (2018-2021), which was designed as a guiding document, to facilitate the successful realization of the various development interventions outlined in the District Medium Term Development Plan (2018-2021). It is a continuous process that runs through the life cycle of the project.

The conduct of monitoring exercises is necessary as it is the main means by which implementation progress of various projects and programmes could be assessed and verified. Again, it also gives the opportunity for the monitoring team to know the implementation

challenges; thereby in a more informed position to address these challenges. Specifically, monitoring of programs and projects in the year 2020 was done to:

1. Analyse the project situation
2. Determine whether the inputs in the projects are well utilized
3. Identify problems facing the community or the project and finding solutions
4. Ensure all activities are carried out properly by the right people and on schedule
5. Transfer lessons from one project experience to another and
6. Determine whether the way the project was designed is the most appropriate way of solving the problem at hand in the District.

## **1.2 Summary of achievements of the implementation of the DMTDP**

The achievements of the Assembly as at 31<sup>st</sup> December, 2020 on the implementation of the 2018-2021 DMTDP was based on data collected, collated, processed and validated. Analyses and information generated from the results of the project/activities in relations to the indicators and targets of the District was undertaken to review the Assembly's performance to ascertain the level of achievements of the 2020 Annual Action Plan.

The District Assembly also took into account the following:

- i. The extent of the achievement of the planned goals and objectives
- ii. Problems/constraints/challenges encountered during implementation of the 2020 Annual Action Plans in achieving the overall 2018-2021 DMTDP and the;
- iii. Lessons learnt

Adansi South District Assembly earmarked Seventy-seven (77) projects and programmes from the District Medium Term Development Plan to be implemented in 2020. Out of this, Seventy-two (72) programmes and projects were implemented representing 93.50% as at the end of 2020.

Out of this, 50 of the activities representing 64.93% have been completed while 22 representing 28.57% were on-going. Five (5) programmes and projects were not implemented which accounts for 6.50%. From **Table 1.1**, the District Assembly was able to implement 93.50% of its programmes and projects in the 2020 Annual Action Plan as at 31<sup>st</sup> December 2020.

**1.Table 1.1: Proportion of the DMTDP Implemented**

Indicators	Baseline 2017	Target 2018	Actual 2018	Target 2019	Actual 2019	Target 2020	Actual 2020
1. Proportion of the annual action plans implemented by the end of the year.	80%	80%	76.70	80%	87.09%	80%	93.50%
a. Percentage completed	55%	55%	48%	55%	61.29%	55%	64.93%
b. Percentage of on-going intervention	35%	35%	38%	35%	25.80%	35%	28.57
c. Percentage of interventions abandoned	1%	1%	1.3%	0%	0%	0%	0%
d. Percentage of interventions yet to start	8%	8%	2.5%	8%	11.29%	9%	6.50%
e. Percentage of Intervention executed outside the plan	1%	1%	13.8%	2%	1.6%	1%	0%
<b>2. Proportion of the medium term Development plan implemented for the year</b>		<b>25%</b>	<b>23.1%</b>	<b>25%</b>	<b>22.0%</b>	<b>25%</b>	<b>23.4%</b>
<b>3. Proportion of the overall medium Development plan implemented</b>	<b>82%</b>	<b>25%</b>	<b>23.1%</b>	<b>50%</b>	<b>45.1%</b>	<b>75%</b>	<b>68.5%</b>

**Source: DPCU, 2020**

From the table above, the District Assembly was able to implement 93.50% of programmes and projects in the 2020 Annual Action Plan as at December 2020.

**2.Table 1.2: Details on the Annual Action Plan Implemented under the Agenda for Jobs Policy Framework**

S/N	Development Dimension	2019		2020	
		Plan	Executed	Plan	Executed
1	Economic Development	19	17	24	24
2	Social Development	20	18	24	21
3	Environment, Infrastructure and Human Settlement	11	10	19	17



4	Governance, Corruption and Public Accountability	12	9	10	10
	TOTAL	62	54	77	72

**Source: DPCU, 2020**

From the table above, it was realised that the District Assembly earmarked 77 activities to be implemented. Out of this, 72 of them representing 93.50% were implemented in the area of economic development, social development, environment, infrastructure and human settlement and governance, corruption and public accountability.

### **1.3 Challenges encountered in the implementation of the DMTD**

Specific constraints, problems or difficulties encountered during the implementation, monitoring and evaluation of the 2020 Annual Action Plan include the following:

#### **1. Delay in the release of funds from central government**

Central government transfers constitute the chunk of all revenue sources of the Assembly's budget. This implies a direct correlation between achieving budget implementation target and funds received from central government. Due to this link, late release of full complement of government transfers caused projects and programmes implementation to suffer a major setback in terms of delay, completion and payment to contractors

#### **2. Unreliable IGF Generation**

The Assembly's IGF generation strength and pattern have not seen a steady upward trend for past years. The unreliability and inconsistencies in the IGF mobilization accounts for a slower pace of work both administratively and the execution of projects in the district in general as IGF sources serve as a major cushion and support to other funding sources. A number of factors can be attributed to this. They include low industrial and commercial activities in the District, low education on payment of taxes and inadequate logistical support and skilled human resources for revenue mobilization.

#### **3. Inadequate Database on Revenue/ rateable items and Logistics**

Revenue Database and logistics needed by the Assembly to do realistic revenue and expenditure projections and planning are not adequately available. Due to this, the analysis of figures, especially in terms of rateable items, always come with a challenge because of

inadequate data. Logistics and funds to carry out data gathering exercises have also not been adequately available hence placing a restriction on the few available skilled human resource.

#### **4. Inadequate collaboration with other stakeholders**

Some of the stakeholders who the projects would impact negatively posed some challenge to the implementation of some projects especially on land litigation and payment of compensations. It was also difficult in getting all the relevant stakeholders to participate in the monitoring and evaluation exercise.

### **1.4 Summary of Processes Involved and Difficulties Encountered in Conducting Monitoring and Evaluation in the Preparation of the 2020 Annual Progress Reports.**

Participatory monitoring and evaluation was used to keep track of progress of implementation of projects towards achieving objectives. Stakeholders who the projects were affected directly were involved in the selection of sites, monitoring and reporting progress of work through site inspections, meetings and discussions of implementation progress at DPCU and sub-committee levels and General Assembly meetings. Participatory monitoring and evaluation locally tailored in recording information which meets local needs and aspirations. Monitoring processes used primarily addressed cultural, social and economic factors at play in the District.

The monitoring and evaluation of programmes and projects for the 2020 Annual Progress was undertaken by the District Monitoring and Evaluation Team.

The Chiefs and Elders, Opinion Leaders, Citizenry and those who the projects affected both positively and negatively were also involved. This helped in addressing challenges prior to the implementation of some projects envisaged to face implementation difficulties especially with land litigation and other related challenges.

The findings and recommendations from the Monitoring and Evaluation Team inspections, technical reports and minutes of meetings were collated and harmonized into the 2020 Annual Progress Reports.

There was a challenge in respect of availability of logistics such as vehicles and funds to undertake the monitoring and evaluation exercise. Effective collaboration with other Heads of departments for the exercise was a bit challenge as not all of them were available at all times for the exercise. In addition, stakeholders who the projects would affect negatively objected to

the siting and implementation of some projects especially on land litigation issues. Nonetheless, the Assembly was able to marshal all efforts and negotiations to make the exercise a success.

## CHAPTER TWO

### 2.0 MONITORING AND EVALUATION ACTIVITIES REPORT

This chapter addresses issues on the status of projects for 2020, updates on revenue sources and expenditure. It also indicates update on core and District specific indicators and critical development and poverty issues including monitoring and evaluation conducted and their findings and conclusions within the planned period. It highlights on participatory M&E undertaken and their results.

#### 2.1 Program/Project status as at the end of December, 2020

Table 1.2 shows the status of projects and programs implemented by the Assembly as at the end of December, 2020, from the Annual Action Plans in the 2018-2021 DMTDP.

Data collected, collated, processed, validated, analysed and information generated from the results of the analysis and assessment of the project/activities in relations to the indicators (core and district specific) and targets of the DMTDP of the Adansi South District Assembly was undertaken to review the Assembly's performance to ascertain the level of achievements of the 2020 Annual Action Plan.

- On-going
- Started but abandoned
- Suspended
- Not Implemented; and
- Implemented but not in the MTDP

This is indicated in **Table 1.2** in chapter one:

**3.Table 2.1: Project Register of Physical Projects**

Project Description	Development Dimension	Location	Contractor/ Consultant	Contract Sum/ Estimated Cost	Source of Funding	Date of Award	Date Started	Expected Date of Comp.	Expenditure To Date (GHC)	Outstanding Balance	Implantation Status (%)	Remarks
1. Construction of Community Durbar Grounds	Economic Development	New Edubiase	M/S BOJ Premium Gh. Ltd	634,985.32	DDF	14 <sup>th</sup> June 2019	1 <sup>st</sup> July, 2019	10 <sup>th</sup> November, 2020	574,854.52	-	95%	On-going
2. Construction of 1No 16-Unit Market Storey Stores	Economic Development	Adansi Praso	M/S Cinprinx Ltd	430,958.65	DACF	20 <sup>th</sup> Nov. 2017	11 <sup>th</sup> Jan. 2018	30 <sup>st</sup> November, 2020	283,347.54		90%	On-going
3. Construction of 1 No. 10 Unit Market Stalls	Economic Development	Wuruyie Junction	M/S Pephrah Yeboah Ltd	81,500.00	DACF	16 <sup>th</sup> Aug.2016	30 <sup>th</sup> June, 2017	28 <sup>th</sup> Feb. 2020	88,396.00	-	100%	Completed
4. Renovation of official Assembly Bungalows- DCD,DFO,DWE	Governance, Corruption and Public Accountability	New Edubiase	Works Dept	47020.00	IGF DACF	2 <sup>nd</sup> January 2019	2 <sup>nd</sup> January 2019	31 <sup>st</sup> December, 2020	62,776.13	-	100%	Completed

5. Reshaping of Feeder Roads	Environment, Infrastructure and Human Settlement	Somoroso-Obobikrom-Akwa & others	M/S Ernatak Construction Ltd	84,732.00	DACF, IGF and DDF	30 <sup>th</sup> March, 2020	4 <sup>st</sup> May, 2020	31 <sup>st</sup> August, 2020	84,684.51	-	100%	Completed
6. Construction of CHPS Compound	Social Development	Menang	M/S Fesage Enterprise	245,504.70	DACF	1 <sup>st</sup> August, 2016	12 <sup>th</sup> August, 2016	31 <sup>st</sup> August, 2020	94,864.23	-	45%	On-going
7. Furnishing of Tweapease CHPS Compound	Social Development	Tweapease	M/S Echark Benes Ventures	35,000.00	DACF	2 <sup>nd</sup> August, 2019	2 <sup>nd</sup> August, 2019	31 <sup>st</sup> May, 2020	-		100%	Completed
8. Construction of 1No 3-Unit School Block with ancillary facilities	Social Development	Atwereboanna	M/S Cinprinx Ltd	382,958.63	DACF	20 <sup>th</sup> Nov. 2017	11 <sup>th</sup> Jan. 2018	31 <sup>st</sup> May, 2020	211,674.35	-	70%	On-going
9. Rehabilitation of 1No 6-Unit School Block with ancillary facilities	Social Development	Wuruyie	M/S King Kay Co. Ltd	169,457.28	DACF	1 <sup>st</sup> August, 2016	12 <sup>th</sup> August, 2016	31 <sup>st</sup> October, 2020	169,447.19	-	100%	Completed
10. Renovation 1 No 4-Unit Classroom Block with ancillary facilities	Social Development	Atobiase	BOJ Premium Gh. Ltd	252,640.06	DACF	11 <sup>th</sup> December 2018	30 <sup>th</sup> Nov. 2019	5 <sup>th</sup> May, 2020	252,640.06	-	100%	Completed

11. Construction of 1 No. 3-Unit classroom Block	Social Development	Apagya	BOJ Premium Gh. Ltd	125,856.00	DACF	11 <sup>th</sup> December 2018	30 <sup>th</sup> Nov. 2019	5 <sup>th</sup> May, 2020	125,856.00	-	100%	Completed
12. Renovation of Slaughter House	Environment, Infrastructure and Human Settlement	New Edubiase	Works Dept.	50,000.00	DACF	2 <sup>nd</sup> Oct. 2019	2 <sup>nd</sup> Oct. 2019	31 <sup>st</sup> May, 2020	-	-	50%	On-going
13. Drilling and Mechanisation of 1No. Boreholes, installation of 5,000 litre Polytank with overhead stand and extension of Pipe borne water.	Social Development	New Edubiase Market, Obonsu CHPS Compound.	M/S Ernatak Construction Ltd	84,280.00	DACF	2 <sup>nd</sup> April, 2020	3 <sup>rd</sup> April, 2020	31 <sup>st</sup> December, 2020	80,066.00	-	100%	Completed
14. Drilling and Mechanisation of 3No. Boreholes and installation of of 5000 litre Polytank with overhead stand	Social Development	Adansi Praso, Atobiase. Apagya market	M/S Ernatak Construction Ltd	72,000.00	DACF	29 <sup>th</sup> April, 2020		2 <sup>nd</sup> September, 2020	68,400.00		100%	Completed

15. Drilling and Mechanisation of Boreholes	Social Development	Aya Mankata Dzobokrom Congo Nkrankese	PURC & GWCL					31 <sup>st</sup> December, 2020			100%	Completed
---	--------------------	--	-------------	--	--	--	--	---------------------------------------	--	--	------	-----------

Source: DPCU, 2020

The table above indicated that the District was able to execute 18 physical projects in the District. However, it was noted that most of the projects takes average of three years before its completion. This is basically attributed to inadequate and untimely release of project funds.

**4. Table 2.2: Programmes and other Non-Physical project Register**

Programme Description	Development Dimension of Policy Frame	Amount Involved	Source of Funding	Date Started	Expected Completion Date	Expenditure to date	Outstanding Balance	Implementation Status (%)	Total Beneficiaries	Remarks
1. Preparation of Composite Budget	Economic Development	10,000.00	DACF	1 <sup>st</sup> July, 2020	30 <sup>th</sup> November 2020	3,565.00	-	100%		Completed
2. Support the Implementation of 1D1F	Economic Development	50,000.00	DACF	2 <sup>nd</sup> January, 2020	31 <sup>st</sup> December, 2020	40,100.00	-	100%		Completed
3. Maintenance and operation of Accounting Software	Governance, Corruption and Public Accountability	10,000.00	DACF	2 <sup>nd</sup> January, 2020	31 <sup>st</sup> December, 2020	9,000.00	-	100%		Completed



4. Support the implementation of Rice Extension Programme	Economic Development	10,000.00	DACF	2 <sup>nd</sup> January, 2020	31 <sup>st</sup> December, 2020	100,000.00	-	100%	6,782	Completed
5. Support to farmers through farm inputs distribution (seedlings, fertilizers and other farm inputs)	Economic Development	120,000.00	MPCF	2 <sup>nd</sup> January, 2020	31 <sup>st</sup> December, 2020	120,000.00	-	100%	7,863	Completed
6. Implement the Modernizing Agriculture in Ghana Program (CIDA)		126,106.96	CIDA	2 <sup>nd</sup> January, 2020	31 <sup>st</sup> December, 2020	126,106.96		100%		Completed
7. Train AEAs and farmers on land development and rice cultivation.		55,750.33	CIDA	2 <sup>nd</sup> January, 2020	31 <sup>st</sup> December, 2020	55,750.33		100%		Completed
8. Planting of Trees in selected communities	Environment, Infrastructure and Human Settlement	10,000.0	DACF/GoG	2 <sup>nd</sup> January, 2020	31 <sup>st</sup> December, 2020	3,500.00	-	100%		Completed

9. Implement Street Naming and Property Address System	Environment, Infrastructure and Human Settlement	60,000.00	DACF	2 <sup>nd</sup> January, 2020	31 <sup>st</sup> December, 2020	5,000.00	-	25%		On-going
10. Support Science, Technology, Mathematics, Education Clinic for Male and Female Students	Social Development	10,000.00	DACF	2 <sup>nd</sup> January, 2020	31 <sup>st</sup> August, 2020	5,000.00	-	50%		On-going
11. Support needy but brilliant students/ Scholarships	Social Development	35,000.00	DACF	31 <sup>st</sup> May 2020	31 <sup>st</sup> December, 2020	66,751.00	-	100%	Male Female	Completed
12. Evacuation of Liquid and Solid Waste	Environment, Infrastructure and Human Settlement	49,000.00	IGF/DACF	2 <sup>nd</sup> January, 2020	31 <sup>st</sup> December, 2020	320,100.00	-	100%		Completed
13. Provision of Sanitation Equipment	Environment, Infrastructure and Human Settlement	12,000.00	DACF	2 <sup>nd</sup> January, 2020	31 <sup>st</sup> December, 2020	3,000.00	-	40%		On-going
14. Provision of Disaster Relief	Environment, Infrastructure	50,000.0	DACF	1 <sup>st</sup> July, 2020	31 <sup>st</sup> December, 2020	600.00	-	10%	Male 6 Female3	On-going

Items to Disaster Victims	and Human Settlement									
15. Undertake Public Education and Sensitization on Climate Change and Disaster Reduction Activities and Bushfire Prevention.	Environment, Infrastructure and Human Settlement	35,000.00	EU	2 <sup>nd</sup> January, 2020	31 <sup>st</sup> December, 2020	15,000.00	-	100%		Completed
16. Build Capacity of Assembly Staff, (Demand Driven Training)	Governance, Corruption and Public Accountability	37,000.00	IGF/DDF			37,000.00	-	100%	Male Female	Completed
17. Maintenance of Assembly Vehicles and Grader	Governance, Corruption and Public Accountability	70,000.00	IGF DACF	2 <sup>nd</sup> January, 2020	31 <sup>st</sup> December, 2020	49,226.89	-	50%		Ongoing
18. Monitoring and Evaluation of Assembly's Programmes and Projects	Governance, Corruption and Public Accountability	40,000.00	DACF	2 <sup>nd</sup> January, 2020	31 <sup>st</sup> December, 2020	12,490.00	-	100%		Completed

19. Procure Street Bulbs for Distribution to Selected Communities	Economic Development	120,000.00	DACF	2 <sup>nd</sup> January, 2020	31 <sup>st</sup> December, 2020	98,426.70		100%		Completed
20. Support to Town and Area Council	Governance, Corruption and Public Accountability	79,656.00	DACF	2 <sup>nd</sup> January, 2020	31 <sup>st</sup> December, 2020	27,000.00	-	50%		On-going
21. Support The Organization of Skill Training for Male and Female in soap making, pastries, gari processing and Palm oil extraction.	Economic Development	20,000.00	IGF	2 <sup>nd</sup> January, 2020	31 <sup>st</sup> December, 2020	7,000.00		100%	Male 57 Female 13	Completed
22. Implement Persons with Disabilities activities in the District. Supply of items for economic activities, training of PWDs in Records Keeping,	Social Development	150,000.00	DACF	2 <sup>nd</sup> January, 2020	31 <sup>st</sup> December, 2020	51,786.46	-	100%	Male 3	Educational
									Female 3	Support
									Male 2	Medical
								Female 4	Support	
								Male 35	Distribution of Items for Income Generation	
								Female 28		

and Medical and Educational Support									-	Training on Records and Financial Management
23. Maintenance of Office Equipment	Governance, Corruption and Public Accountability	60,000.00	IGF/ DACF	2 <sup>nd</sup> January, 2020	31 <sup>st</sup> December, 2020	52,300.89	-	100%		Completed
24. Implementation of MP's Constituency Fund (Educational and Health Support, Agricultural Support, Building Material Supply, Construction of Markets at Atobiase and Ataase Nkwanta	Economic and Social Development	590,000.00	MPs DACF	2 <sup>nd</sup> January, 2020	31 <sup>st</sup> December, 2020	321,412.27	-	100%		Completed
25. Provide fuel and Logistics to Police to maintain security.	Governance, Corruption and Public Accountability	50,000.00	DACF	2 <sup>nd</sup> January, 2020	31 <sup>st</sup> December, 2020	2,000.00	-	100%		Completed

26. Procurement of Sanitary and cleaning materials	Social Development	5,000.00	DACF	2 <sup>nd</sup> January, 2020	31 <sup>st</sup> December, 2020	5,728.00	-	100%		Completed
27. Creation and maintenance of Assembly' Website	Governance, Corruption and Public Accountability	25,000.00	DACF	2 <sup>nd</sup> January, 2020	31 <sup>st</sup> March, 2020	5,000.00		100%		Completed
28. Undertake Data Collection on Revenue Mobilization	Governance, Corruption and Public Accountability	37,000.00	DACF	22 <sup>nd</sup> May, 2020	24 <sup>th</sup> May, 2020	3,000.00	-	70%		On-going
29. Support Planting for Food and Jobs	Economic Development	60,000.00	DACF	2 <sup>nd</sup> January, 2020	31 <sup>st</sup> December, 2020	48,100.00	-	100%	M-6,884 F-2,520	Completed
30. Provision of Potable Water- Rehabilitation of Boreholes in 20 Communities	Social Development	10,000.00	DACF	30 <sup>th</sup> June, 2020	31 <sup>st</sup> August, 2020	1,600.00	-	100%		Completed
31. Nursing of 10,500 Oil Palm Seedlings (PERD Project)	Economic Development	120,000.00	DACF	2 <sup>nd</sup> January, 2020	31 <sup>st</sup> December, 2020	34,000.00		100%		Completed
32. Organise Official Celebrations	Governance, Corruption and Public	80,000.00	DACF	2 <sup>nd</sup> January, 2020	31 <sup>st</sup> December, 2020	109,899.40		100%		Completed

(Independence, Farmers etc.	Accountability									
33. Implement DPCU Activities	Governance, Corruption and Public Accountability	15,000.00	DACF	2 <sup>nd</sup> January, 2020	31 <sup>st</sup> December, 2020	2,500.00		100%		Completed
34. Support Implementation of Child Protection Activities (Child Maintenance, Paternity and Child Custody)	Social Development	10,000.00	DACF	2 <sup>nd</sup> January, 2020	31 <sup>st</sup> December, 2020	2,5800.00		100%	Male 19 Female 76	Completed
35. Support the Implementation of LEAP activities	Social Development	3,000.00	DACF	2 <sup>nd</sup> January, 2020	31 <sup>st</sup> December, 2020	2,000.00		100%	Male 235 Female 378	Completed
36. Sensitization on Restoration of Degraded Forest	Environment, Infrastructure and Human Settlement	20,000.00	DACF/EU	2 <sup>nd</sup> January, 2020	31 <sup>st</sup> December, 2020	8,100.00		100%		Completed
37. Implementation of HIV/AIDS Activities in the District	Social Development	13,914.00	DACF/M-SHAP Fund	2 <sup>nd</sup> January, 2020	31 <sup>st</sup> December, 2020			100%		Completed

38. Internal Management of organisation	Governance, Corruption and Public Accountability	120,000.00	IGF/DACF	2 <sup>nd</sup> January, 2020	31 <sup>st</sup> December, 2020	100,000.00		100%		Completed
39. Undertake minor repair or maintenance of office fixtures and furniture	Governance, Corruption and Public Accountability	40,000.00	IGF DACF	2 <sup>nd</sup> January, 2020	31 <sup>st</sup> December, 2020	9,100.00		70%%		On-going
40. Preparation of Strategic Environmental Assessment (SEA)	Environment, Infrastructure and Human Settlement	20,000.00	DACF	2 <sup>nd</sup> July, 2020	31 <sup>st</sup> October, 2020	1,500.00		100%		Completed
41. Undertake Emergency works		165,113.00	DACF/IGF	2 <sup>nd</sup> January, 2020	31 <sup>st</sup> December, 2020	178,034.89		100%		Completed
42. Procure Value Books and other Logistics	Governance, Corruption and Public Accountability	6,000.00	IGF	2 <sup>nd</sup> January, 2020	31 <sup>st</sup> December, 2020	2,500.00		100%		Completed
43. Procurement of 3No. motorbikes	Governance, Corruption and Public Accountability	20,000.00	DACF	2 <sup>nd</sup> January, 2020	31 <sup>st</sup> December, 2020	2,500.00		66.6%		Ongoing



44. Submission of Financial Reports	Governance, Corruption and Public Accountability	5,000.00	IGF	2 <sup>nd</sup> January, 2020	31 <sup>st</sup> December, 2020	4,700.00		100%		Completed
45. Support to District Health Committee	Social Development	10,000.000	DACF	2 <sup>nd</sup> January, 2020	31 <sup>st</sup> December, 2020	8,500.00		100%		Completed
46. Support the Implementation of GSFP	Governance, Corruption and Public Accountability	4,000.00	IGF	2 <sup>nd</sup> January, 2020	31 <sup>st</sup> December, 2020	2,500.00		100%		Completed
47. Revaluation of Properties	Economic Development	30,000.00	DACF	2 <sup>nd</sup> January, 2020	31 <sup>st</sup> December, 2020	1,200.00		50%		Ongoing
48. Support to Rice Marketing Group/ DCACT Training	Economic Development	25,000.00	DACF	2 <sup>nd</sup> January, 2020	31 <sup>st</sup> December, 2020	16,423.89		100%		Completed
49. Maintenance of Agriculture Equipment	Economic Development	10,000.00	DACF	2 <sup>nd</sup> January, 2020	31 <sup>st</sup> December, 2020	2,400.00		40%		Ongoing
50. Provide for Fumigation and Evacuation	Environment, Infrastructure and Human Settlement	430,600.00	DACF	2 <sup>nd</sup> January, 2020	31 <sup>st</sup> December, 2020	421,674.00		100%		Completed

51. Undertake support for Planting for Export and Rural Development.	Economic Development	15,000.00	DACF	2 <sup>nd</sup> January, 2020	31 <sup>st</sup> December, 2020	13,000.00		100%		Completed
52. Undertake supply of 500No. dual desk furniture to schools	Social Development		DACF DDF	2 <sup>nd</sup> January, 2020	31 <sup>st</sup> December, 2020			100%		Completed
53. Undertake Supervision of Day care centers	Governance, Corruption and Public Accountability	5,000.00	DACF IGF	2 <sup>nd</sup> January, 2020	31 <sup>st</sup> December, 2020	1,000.00		50%		On-going
54. Undertake scholarships to 70 No. brilliant but needy students	Social Development	95,000.00	DACF MPCF	2 <sup>nd</sup> January, 2020	31 <sup>st</sup> December, 2020	66,751.00		100%	M-24 G-31	Completed

**Source: DPCU, 2020**

With reference to the table above, the District Assembly was able to implement Fifty four (54) Programmes/Non Physical projects out of fifty-five (55) programmes earmarked for the year. However, it was noted that expenditure on most activities in the Action Plan was at the lower side. Efforts should be made to increase expenditure so that the living conditions of the people is improved.

## 2.2 Update on Funding Sources

The table below provides update of funding sources for the year 2018, 2019 and 2020 with 2017 as its baseline.

**5.Table2.3: Update on Revenue Sources of the Assembly as at end of 31st December, 2020.**

S/N	REVENUE ITEM	BASELINE (2017)	TARGET (2018)	ACTUAL (2018)	TARGET (2019)	ACTUAL (2019)	TARGET (2020)	ACTUAL (2020)
1	<b>IGF</b>	561,833.51	369,000.00	378,588.73	508,200.00	501,544.48	630,900.00	717,146.90
2	<b>DACF</b>	1,598,991.78	2,426,234.26	1,317,266.89	2,542,751.76	2,141,805.48	3770797.00	2,359,445.37
3	<b>MPs CF</b>	265,522.78	500,000.00	541,208.39	300,000.00	339,417.68	339,417.68	321,412.27
4	<b>PWDs CF</b>	5,000.00	200,000.00	212,594.89	200,000.00	83,678.25	83,678.25	131,287.59
5	<b>M SHAP</b>	-	-	12,403.91	15,000.00	12,478.83	12000.00	8052.54
6	<b>CIDA (MAG)</b>	75,000.00	84,640.68	84,640.68	132,807.00	132,806.87	132,806.87	181,857.30
7	<b>DDF</b>	-	765,832.23	644,856.00	685,955.28	445,721.54	445,721.54	21,650.00
8	<b>OTHER DONOR FUND – EU</b>	-	-	-	-	-		
9	<b>GOG- GOODS &amp; SERVICES</b>	12,141.60	64,082.23	167,380.91	50,000.04	7,870.12	89498.53	51,790.03
10	<b>GOG SALARIES</b>	1,486,732.08	1,724,736.48	1,083,727.08	1,717,592.88	1,654,354.08	1,654,354.08	2,412,046.91
	<b>TOTAL</b>	<b>4,005,221.75</b>	<b>6,134,525.88</b>	<b>4,442,667.48</b>	<b>6,152,306.96</b>	<b>5,319,677.33</b>	<b>7159173.95</b>	<b>6,204,688.91</b>
<b>Source: District Finance Office/District Budget Unit, 2020.</b>								

The table above displays data on expenditure and the projected revenue in 2018, 2019 and 2020 respectively. These highlights Revenues generated from IGF, DACF, MP's CF, PWD's CF, MSHAP, CIDA (MAG), DDF, Other Donor Fund-EU, GOG-goods and services as well as on GoG salaries and also uses the 2017 budget performance as the baseline.

From the table above, the revenue performance for internally Generated fund was 113.67%. This was 13.67% more than the target set for the year and GH¢215,602.42 more than the previous year.

The table also shows 75.71% of expected amount of GH¢7,945,367.51 being received from GoG transfers.

**Table 2.4** illustrates the variances of amounts planned to be received and the actual amounts received for 2018, 2019 and 2020.

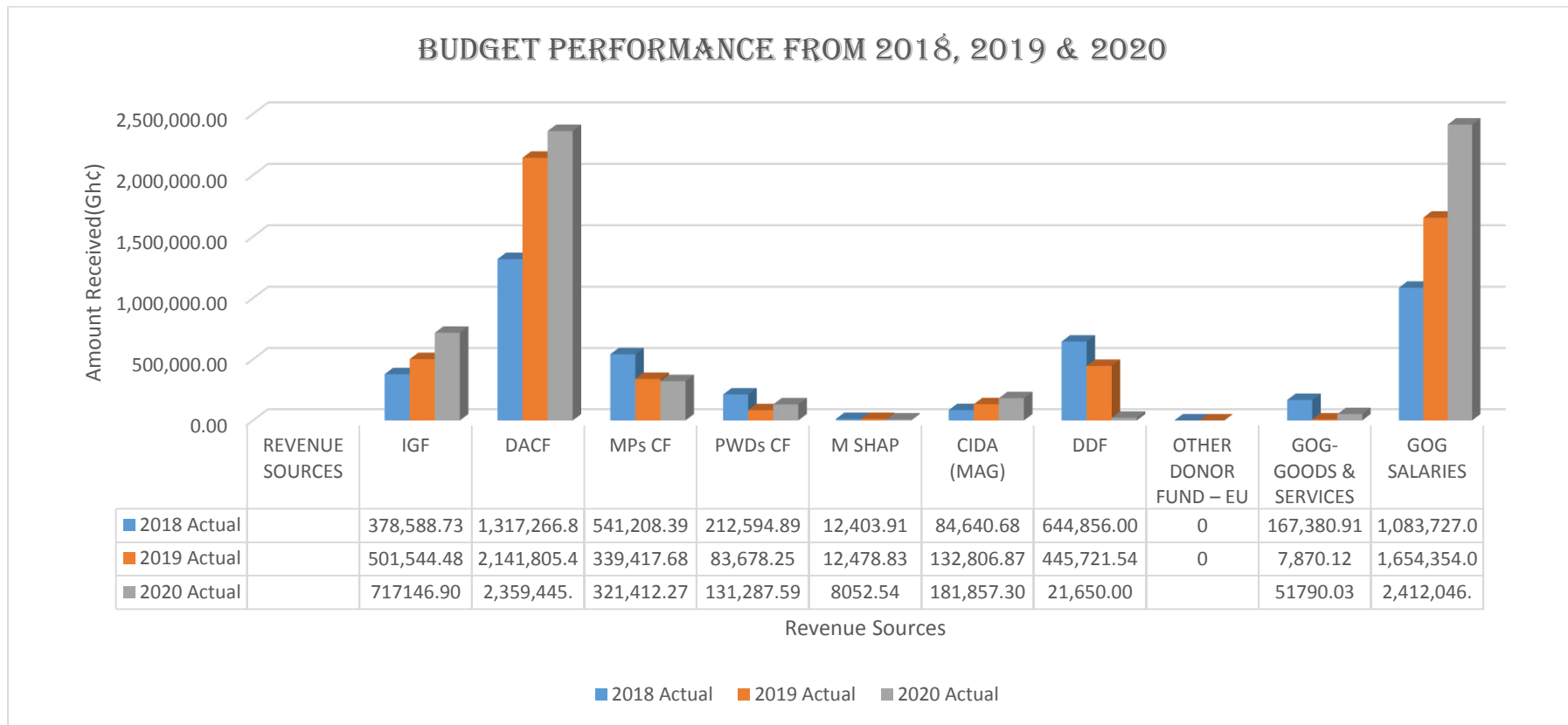
**6. Table 2.4: Differences in Actual Revenue for the years 2018, 2019 and 2020.**

S/N	ITEMS	2018		2019		2020		Diff. for 2018	Diff. for 2019	Diff. for 2020
		Target	Actual	Target	Actual	Target	Actual			
	<b>REVENUE</b>									
1	<b>IGF</b>	369,000.00	378,588.73	508,200.00	501,544.48	630,900.00	717146.90	9,588.73	-6,655.52	86246.90
2	<b>DACF</b>	2,426,234.26	1,317,266.89	2,542,751.76	2,141,805.48	3770797.00	2,359,445.37	1,108,967.37	400,946.28	-1411351.63
3	<b>MPs CF</b>	500,000.00	541,208.39	300,000.00	339,417.68	339,417.68	321,412.27	41,208.39	39,417.68	-18005.41
4	<b>PWDs CF</b>	200,000.00	212,594.89	200,000.00	83,678.25	83,678.25	131,287.59	-12,594.89	116,321.75	47609.34
5	<b>M SHAP</b>	-	12,403.91	15,000.00	12,478.83	12000.00	8052.54	12,403.91	2,521.17	-3947.46
6	<b>CIDA (MAG)</b>	84,640.68	84,640.68	132,807.00	132,806.87	12,478.83	181,857.30		-0.13	169378.47
7	<b>DDF</b>	765,832.23	644,856.00	685,955.28	445,721.54	132,806.87	21,650.00	-120,976.23	240,233.74	-111156.87
8	<b>OTHER DONOR FUND – EU</b>	-	-	-	-			-	-	0.00

9	<b>GOG- GOODS &amp; SERVICES</b>	64,082.23	167,380.91	50,000.04	7,870.12	89498.53	51790.03	-103,298.68	-42,129.92	-37708.50
10	<b>GOG SALARIES</b>	1,724,736.48	1,083,727.08	1,717,592.88	1,654,354.08	7,870.12	2,412,046.91	641,009.40	63,238.80	2404176.79

**Source: District Finance Office/ District Budget Unit, 2020**

**Figure 2.1 Budget Performance from 2018, 2019 and 2020**



*Figure 2.1 Budget Performance from 2018, 2019 and 2020*

The clustered column above shows the Revenues accrued from various sources and how it compares to the previous years.

**7. Table 2.5 Update on Disbursements**

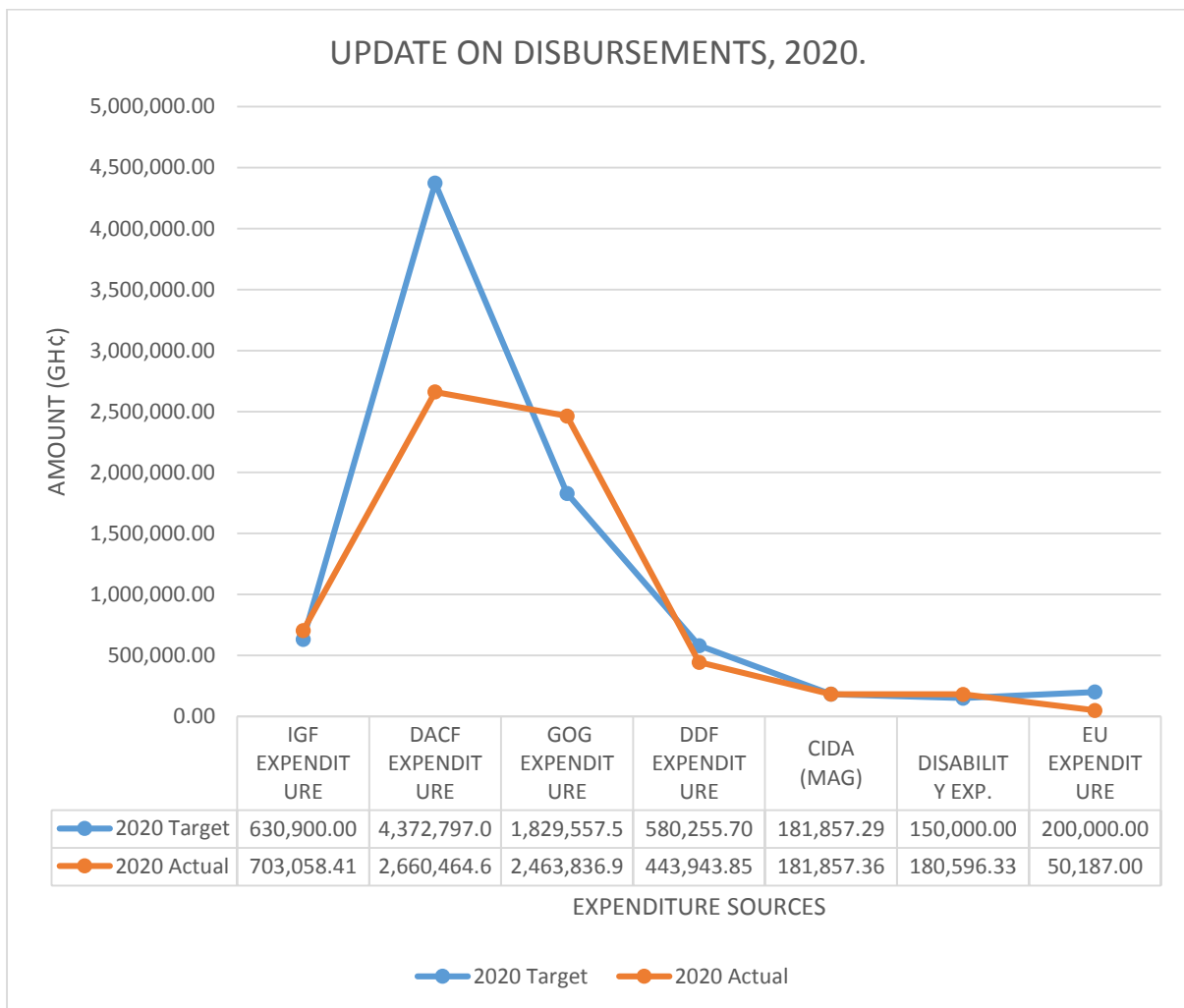
S/N	EXPENDITURE ITEM	Baseline 2017	Target 2018	Actual 2018	Target 2019	Actual 2019	Target 2020	Actual 2020
	<b>EXPENDITURE</b>							
1	COMPENSATION	1,577,738.95	1,821,936.44	1,156,920.55	1,821,792.88	1,737,784.05	1,867,058.99	2,573,360.74
2	GOODS & SERVICES	1,650,026.66	2,313,198.76	1,982,351.53	2,731,058.00	2,024,146.13	3,807,952.82	2,582,955.05
3	ASSETS	493,643.15	1,999,390.68	1,418,114.57	1,599,456.08	1,291,037.29	2,270,355.70	1,527,628.78
	<b>TOTAL</b>	<b>3,721,408.76</b>	<b>6,134,525.88</b>	<b>4,557,386.65</b>	<b>6,152,306.96</b>	<b>5,052,967.47</b>	<b>7,945,367.51</b>	<b>6,683,944.57</b>

The above table shows expenditure on Compensation, Goods and Services and Assets for 2018, 2019 and 2020 respectively. And also uses 2017 budget performance as the baseline.

From the table above, the expenditure performance on compensation for the year 2020 was 137.83%. This was 37.83% more than the expenditure target set on compensation for the 2020 fiscal year. Goods and Services and Assets was 67.83 and 67.29% respectively. The overall performance on expenditure for the fiscal year was 84.17%. This was GH¢1,261,422.94 short of the target for the year.



**Figure 2.2. Update on Disbursements**



*2. Figure 2.2. Update on Disbursements*

**Figure 2.2** illustrates the sources of the various disbursements made for the 2020 fiscal year and the differentials from the budget and the actuals for the period.

## 2.3 Update on District Core Indicators and Targets

Analysis of District Core Indicators and targets with respect to development dimensions is as indicated in the table below

**8.Table2.6: Performance of Core Indicators at the District Level**

	Indicator (Categorised by Development Dimension of Agenda for Jobs)	Baseline (2017)	Target 2018	Actual 2018	Target 2019	Actual 2019	Target 2020	Actual 2020
	<b>Development Dimension: Economic Development</b>							
	<b>Goal: Build Prosperous Society</b>							
1.	<b>Total output in agricultural production</b>	Tons/ha	Tons/ha	Tons/ha	Tons/ha	Tons/ha	Tons/ha	Tons/ha
	i. Rice	4.8	4.8	5.1	4.8	5.7	4.8	11.6
	ii. Maize	3.2	3.2	3.2	3.2	3.5	3.2	5.4
	iii. Plantain	1.5	1.5	1,5	1.5	1.5	1.5	1.4
	iv. Cassava	22.3	22	22.3	22	22.3	22	23.3
	v. Cocoyam	7.1	7.0	7.1	7.0	7.0	7.0	6.7
2.	<b>Percentage of arable land under cultivation</b>	10%	10%	10%	10%	10%	10%	10%
3.	<b>Number of new industries established</b>	1	1	0	1	1	1	1
	i. Agriculture,	1	1	0	1	0	1	1

	<b>Indicator (Categorised by Development Dimension of Agenda for Jobs)</b>	<b>Baseline (2017)</b>	<b>Target 2018</b>	<b>Actual 2018</b>	<b>Target 2019</b>	<b>Actual 2019</b>	<b>Target 2020</b>	<b>Actual 2020</b>
	ii. Industry, iii. Service	2	2	0	2	1	2	0
4.	<b>Number of new jobs created</b>							
	iv. Agriculture	10	10	10	10	5	10	6
	v. Industry	5	10	0	5	0	5	3
	vi. Service	10	10	2	10	8	10	6
	<b>SOCIAL DEVELOPMENT</b>							
	<b>Goal: Create Opportunity for All Ghanaian</b>							
5.	<b>Net enrolment ratio</b>							
	i. Kindergarten	70%	70%	71.94%	75%	87.0%	87.0%	155.2%
	ii. Primary	70%	70%	70.1%	80%	88.0%	88.0%	94.5%
	iii. JHS	50%	50%	52.6%	55%	57.0%	57.0%	57.4%
6.	<b>Gender Parity Index</b>	0.9	0.9	0.9	0.9	0.94		
	i. Kindergarten	1	1	1	1	1	1	0.9

	<b>Indicator (Categorised by Development Dimension of Agenda for Jobs)</b>	<b>Baseline (2017)</b>	<b>Target 2018</b>	<b>Actual 2018</b>	<b>Target 2019</b>	<b>Actual 2019</b>	<b>Target 2020</b>	<b>Actual 2020</b>
	ii. Primary	0.9	0.9	0.9	0.9	0.9	0.9	1.0
	iii. JHS	0.9	0.9	0.97	0.9	0.93	0.93	1.63
	iv. SHS							
7.	Completion rate	80%	80%	80%	80%	82,9	82,9	B-100%
	i. Kindergarten							G-100%
	ii. Primary	80	80	82%	82	85.%	85.%	B-87.6%
								G-11.5%
	iii. JHS	70%	70%	68.5%	70%	70%	70%	B-75.5%
								G-12.3%
	iv. SHS	25%	25%	22.4%	30%	38%	38%	B-40.0%
								G-30.3%
8.	<b>Number of operational health facilities</b>							
	CHPS Compound	30	30	9	30	4	5	4
	Clinic						2	2
	Health Centre	4	4	4	4	2	2	2
	Hospital	1	1	1	1	1	1	1

	Indicator (Categorised by Development Dimension of Agenda for Jobs)	Baseline (2017)	Target 2018	Actual 2018	Target 2019	Actual 2019	Target 2020	Actual 2020
9.	<b>Proportion of population with valid NHIS card</b>						45.50%	30.60%
	Total	Male 20% Female 30%	Male 20% Female 30%	Male 17.53% Female 28.2%	Male 20% Female 30%	Male 18.88% Female 30.15%	Male 40.0% Female 60.0%	Male 38.01% Female 61.99%
	Indigents	Male 2% Female 2%	Male: 2% Female 2%	Male: 0.18% Female 0.16%	Male 2% Female 2%	Male 0.11% Female 0.09%	Male 2% Female 2%	Male 0.33% Female 0.11%
	Informal	Male 5% Female 10%	Male 5% Female 10%	Male 4.79% Female: 10.82%	Male 5% Female 10%	Male 5.33% Female 11.29%	Male 5% Female 11%	Male 5.12% Female 11.47%
	Aged	Male 2% Female 3%	Mal: 2% Female 3%	Male 0.8% Female: 1.42%	Male 2% Female 3%	Male 0.98% Female 1.52%	Mal: 2% Female 3%	Male 0.78% Female: 1.43%

	<b>Indicator (Categorised by Development Dimension of Agenda for Jobs)</b>	<b>Baseline (2017)</b>	<b>Target 2018</b>	<b>Actual 2018</b>	<b>Target 2019</b>	<b>Actual 2019</b>	<b>Target 2020</b>	<b>Actual 2020</b>
	Under 18	Male 15% Female 15:%	Male 15% Female 15:%	Male 12.48% Female 12.47%	Male 15% Female 15:%	Male 12:56% Female 40.1	Male 15% Female 15:%	Male 11.46% Female 32.1%
	Pregnant Women	4%	4%	3.1%	4%	3.2%	4%	7.76%
10.	<b>Number of births and deaths registered</b>							
	i. Birth (sex)	Male 100 Female 800	Male 1000 Female 800	Male 419 Female 351	Male 1000 Female 800	Male 1406 Female 1195	Male 1000 Female 800	Male 1487 Female 1371
	ii. Death (sex, age group )	Male 100 Female 50	Male 100 Female 50	Male 19 Female 21	Male 100 Female 50	Male 91 Female 61	Male 100 Female 50	Male 107 Female 82
11.	<b>Percent of population with sustainable access to safe drinking water sources</b>							
	i. District	61.3%	75%	62%	82%	85%	85%	84%
		605	65%	68%	84%	90%	90%	90%

	<b>Indicator (Categorised by Development Dimension of Agenda for Jobs)</b>	<b>Baseline (2017)</b>	<b>Target 2018</b>	<b>Actual 2018</b>	<b>Target 2019</b>	<b>Actual 2019</b>	<b>Target 2020</b>	<b>Actual 2020</b>
	ii. Urban	50%	60%	55%	70%	75%	80%	75%
	iii. Rural							
12.	<b>Proportion of population with access to improved sanitation services</b>	4.8%	4.8%	5.2%	7.0%	10%	11%	12%
	i. District	4.8%	4.8%	5.2%	7.0%	10%	10%	11%
	ii. Urban	4.8%	4.8%	5.2%	7.0%	10%	10%	11%
	iii. Rural							
13.	<b>Maternal mortality ratio (Institutional)</b>	797/1000lb	1/1000lb	159/ 1000lb	1/1000lb	22.8/ 1000lb	1/1000lb	143/1000lb
14.	<b>Malaria case fatality (Institutional)</b>	Male 0.22%	Male 0.22%	Male 0.5%	Male 0.5%	Male 0%	Male 0.5%	Male 0%
	i. Sex					Female 0%	Female: 0.2	Female 0%
	ii. Age group							
15.		Male 0	Male 0	Male 0	Male 0	Male 0	Male 0	Male 0

	<b>Indicator (Categorised by Development Dimension of Agenda for Jobs)</b>	<b>Baseline (2017)</b>	<b>Target 2018</b>	<b>Actual 2018</b>	<b>Target 2019</b>	<b>Actual 2019</b>	<b>Target 2020</b>	<b>Actual 2020</b>
	<b>Number of recorded cases of child trafficking and abuse</b>	Female 0	Female 0	Female 0	Female 0	F:M	Female 0	Female 0
	i. Child trafficking (sex)	Male 0	Male 0	Male 0	Male 0	Male 0	Male 0	Male 0
	ii. Child abuse (sex)	Female 0	Female 0	Female 0	Female 0	Female	Female 0	Female 0
	<b>Development Dimension: Environment, Infrastructure and Human Settlement</b>	<b>Baseline (2017)</b>	<b>Target 2018</b>	<b>Actual 2018</b>	<b>Target 2019</b>	<b>Actual 2019</b>	<b>Target 2020</b>	<b>Actual 2020</b>
	<b>Goal: Safeguard the Natural Environment and Ensure Resilient Built Environment</b>							
16.	<b>Percentage of road network in good condition</b>							
	Total	55%	60%	55%	55%	60%	65%	60%
	Urban	60%	65%	60%	65%	60%	60%	60%
	Feeder	58%	60%	60%	75%	60%	70%	65%
17.	<b>Percentage of communities covered by electricity</b>							
	District	58%	62%	65%	65%	65%	70%	65%
	Rural	60%	68%	68%	75%	68%	70%	70%



	<b>Indicator (Categorised by Development Dimension of Agenda for Jobs)</b>	<b>Baseline (2017)</b>	<b>Target 2018</b>	<b>Actual 2018</b>	<b>Target 2019</b>	<b>Actual 2019</b>	<b>Target 2020</b>	<b>Actual 2020</b>
	Urban	60%	60%	60%	70%	70%	65%	70%
18	<b>Number of communities affected by disaster</b>							
	i. Bushfire	5	5	1	5	3	5	0
	ii. Floods	2	2	1	2	4	5	19
	<b>Development Dimension: Governance, Public Accountability and Corruption</b>	<b>Baseline (2017)</b>	<b>Target 2018</b>	<b>Actual 2018</b>	<b>Target 2019</b>	<b>Actual 2019</b>	<b>Target 2020</b>	<b>Actual 2020</b>
	<b>Goal: Maintain Stable, United and Stable Society.</b>							
19	<b>Reported cases of crime</b>							
	i. Robbery	1	1	1	1	0	1	0
	ii. Stealing	150	150	160	150	154	150	164
	iii. Rape	2	2	0	2	1	5	2
	iv. Murder						-	2
	v. Defilement	2	2	1	5	9	10	9
20	<b>Percentage of annual action plan implemented</b>	80%	80%	76.70	80%	87.09%	80%	93.05%



**9.Table2.7: Update on Critical Development and Poverty Issues In 2020**

Critical Development and Poverty Issues	Allocation GH¢	Actual receipt GH¢	No of beneficiaries	
			Targets	Actuals
Ghana School Feeding Programme			12,000	11,802
One Hot meal			1,726	1,726
Capitation Grants	64,723.21	64,723.21	22,455	22,455
National Health Insurance Scheme	-	-	50,000	30,300
Livelihood Empowerment Against Poverty (LEAP) programme	291060.45	291,060.45	612	612
				M-235 F-377
National Youth Employment Program			600	558
One District-One Factory Programme	50,000.00			
One Village-One Dam Programme	-	-	-	-
Planting for Food and Jobs Programme	-	-	9,404	M-6,884
				F-2,520
Free SHS Programme	821,085.00	821,085.00	2,457	2,457
National Entrepreneurship and Innovation Plan (NEIP)	-	-	-	-
Others :NABCO			150	146
Planting for Export and Rural Development (Nursing of 10,500 Oil Palm Seedlings for Farmers)	15,000.00		168	M-145
				F-23

## 2.4 Evaluations Conducted, their Findings and Recommendations

Evaluation was conducted to make judgement about a project or program that is completed or on-going based on systematic and objective collection and analysis of data or information relative to such issues as effectiveness, efficiency, relevance, and sustainability for its stakeholders. Important outcome of the project or program evaluation is a set of recommendations to address issues related to the project or program design, objective, implementation and lessons learnt to guide future planning. Evaluation determines the causes of deviations from the plan, the initial effects, (planned/unplanned) as well as the impact the programme has had, e.g., the effect on the target group and many others. Evaluation conducted in 2020 is represented in the Table 2.6 below:

10. Table 2.8 Update on Evaluations Conducted.

NO.	Name of the Evaluation	Policy/ Program/Project involved	Consultant or Resource persons involved	Methodology used	Findings	Recommendation
1.	Participatory evaluation	Construction of CHPS Compounds	District Monitoring Team and Health Dept., Assembly Members, Opinion Leaders.	Field workers report, observations and interviews	The CHPS compound at Tweapease is operational with staff while that of Menang is on-going	Works on the Menang CHPs compound should be sped up to help improve health care in the community.
2.	Terminal and summative evaluation	Support district health response to malaria control, immunization and HIV/AIDS	Health Directorate and District HIV/AIDS Focal	Focus group discussions/ /key informant	Stigmatization has reduced significantly and	The programme should be undertaken annually to sustain growth.

			Person/District Disease Control Officer	interview/community meetings	the citizenry now has deeper knowledge in causes, effects and prevention of HIV/AIDS	
3.	Terminal evaluation	Implementation of Planting for Food and Jobs	Agric Dept./District Assembly/ Assembly Members, Opinion Leaders and Farmers	Interview/focus group discussion,/community meetings	There was an increasing in the production of staple crops due the implementation of Planting for Foods and Jobs	More agriculture inputs should be supplied to increase production under planting for Food and Jobs. The inputs must also be released early enough to enable farmers start cultivation at the appropriate time
4.	Internal evaluation	Implementation of the Ghana School Feeding Programme	Ghana Education Service, Social Services Sub-committee, Caterers	Focus Group Discussions	The allocation made for each School Pupil was woefully inadequate. There was a continuous	The One Ghana Cedi (GHC 1.00) allocated to each School pupil should be increased to at least GHC 3.00 to help improve the quality of food served.

					delay in the release of funds	
5.	Participatory evaluation	Construction of markets stalls/stores	Works Engineer/contractors / field workers report/ M&E Team/ Assembly Members, Opinion Leaders	Interview/focus group discussion/community meetings	Construction of 1No 10-Unit market stalls at Wuruyie Junction has been completed while 1No 16-Unit Market Stores at Adansi Praso is at the completion phase.	The Contractor should speed the market construction at Adansi Praso as the market Women have been displaced

Source: DPCU, 2020

## 2.5 Participatory Monitoring and Evaluation (PM&E) Undertaken and their Results

Participatory Monitoring and Evaluation (PM&E) encourages and reflects on what has happened in the past in order to make decisions about the future. By PM&E, beneficiary communities learn about things that have worked well and vice versa and through the process, it becomes more likely that corrective measures will be implemented. The effectiveness of participatory monitoring and evaluation lies in the understanding of the stakeholders to agree on the purpose of the evaluation. The objectives of the project, as well as the expected outputs provide a forum for changes and adjustments if the need arises in order to achieve desired results. The PM&E tools employed, projects undertaken, stakeholders involved, methodology used, findings and recommendations are as stated in the Table 2.7 below:

11. Table 2.9 Update on PM&E Conducted

NO.	Name of the PM&E Tools	Policy/ Program/Project involved	Consultant or Resource persons involved	Methodology Used	Findings	Recommendation
1	Citizen Report Cards	Support district health response to malaria control, immunization and HIV/AIDS	Health Dept/ District HIV/AIDS Focal Person/District Disease Control Officer	<b>Qualitative Research :</b> Focus Group discussion/ Community meeting/ Observations	1. Immunization was completed District wide 2.HIV/AIDS Focal Person and Health Staff undertook HIV/AIDS education as well monitoring and	Funds and logistics for HIV/AIDS activities should be released on time

					sharing of condoms at New Edubiase.	
2	Community Score Cards	Implementation of Planting for Food and Jobs	Agric Dept./District Assembly	<b>Qualitative Research:</b> Focus Group Discussion/ Community Meeting/ Farm Visits	Technologies introduces increased yield especially with Planting for Food and Jobs	Inputs should be supplied to farmers on time
3	Community Score Cards	Implementation of PWDs and LEAP activities in the District	Dept. of Soc. Welfare & Community Dev't	<b>Qualitative Research:</b> Interviews	80% Programmes/ Projects were implemented according to plan, however, the time schedules delayed due to the late release of funds	More logistics required eg. motor bikes
4	Citizen Score Cards	Support the needy in education fund	Central Administration/MPs	<b>Qualitative Research:</b> Interviews	The amount paid to each beneficiary has increased by 50%	More funds should be allocated to support needy students in the District

Source: DPCU, 2020



## CHAPTER THREE

### 3.0 CONCLUSION AND THE WAY FORWARD

#### 3.1 Key issues addressed and those yet to be addressed and recommendations

The following are key issues addressed and those yet to be addressed, recommendations to aid Adansi South District Assembly to achieve its goals in the various thematic areas of ‘Agenda for Change and Prosperity’:

##### 3.1.1 Economic Development

- Improve the Assembly’s Internally Generated Funds to complement the effort of Central Government funding sources for development.
- Improve Assembly’s expenditure management
- Revalue property to generate more revenue.
- Improve internal financial management measures to minimize the leakages and waste.
- Support the private sectors in the District to sustain continuous production especially those in the informal sector of the local economy.
- Provide the enabling environment such as roads, utility provision, and flexible regulatory framework to attract investors in the District.
- Facilitate the development of employable skills among the youth by supporting the technical and vocational schools in the District.
- Improve tourist site development in the District by involving the private sector in tourism development.
- Promote non-traditional crops production such as citrus, oil palm and vegetable farming by farmers
- Organize training workshops for farmers on new technologies of farming
- Increase farmers’ access to credit facilities.

##### 3.1.2 Social Development

- Construct ICT centers for some selected basic schools

- Conduct periodic socio-economic survey on population and development.
- Organize ‘Know Your Status’ campaign on HIV/AIDS throughout the District.
- Improve maintenance culture of the water and sanitation facilities and organize workshops and training programmes for the WATSAN committees
- Improve access and quality education in the District
- Improve water and sanitation situation in the District
- Improve health care services in the District

### **3.1.3 Environment, Infrastructure and Human Settlement Development**

- Support rural communities that are not connected to the national grid to acquire electricity and extend electricity to newly developed areas.
- Rehabilitation of old and existing deplorable roads and construct new roads to communities without road to improve linkages and communication.
- Restore degraded forest, wet and dry lands while protecting the existing forest reserves
- Regular preparation and updating of settlement planning schemes and ensuring development control
- Provide decent accommodation to staff of departments and agencies.

### **3.1.4 Governance, Corruption and Public Accountability**

- Embark on a capacity building programme to ensure the proper functioning of all the sub-structures and units of the Assembly
- Sensitize the people on the importance of the local government system and their roles to contributing to decentralized accountable governance
- Encourage the participation of citizens in community developmental issues
- Organize periodic seminars, workshops, job-training for the Assembly personnel
- Provide financial and logistical support for women participating in local government elections and increase the number of women among appointed assembly members

- Undertake periodic public hearing forums to account to the people and also take constructive criticisms.

### **3.2 Conclusion**

It is the hope of the Assembly that these recommended strategies would be pursued in order to step up the general efforts of promoting growth in the local economy and also facilitate development in the various sectors, to improve the living conditions of the people in the District.

**APPENDIX**

**PROJECTS AND PROGRAMME IN THE 2020 ANNUAL ACTION PLAN AS AT  
DECEMBER 2020**

S/N	ACTIVITY	LOCATION	SOURCE OF FUNDING	LEVEL OF COMPLETION	STATUS	REMARKS
1	Internal management of organization	New Edubiase	IGF	Completed	100%	
2.	Maintenance of office Equipment	New Edubiase	DACF	Completed	100%	
3	Preparation of Composite Budget	New Edubiase	DACF	Completed	100%	
4	Creation and Maintenance of Website	New Edubiase	DACF	Completed	100%	
5	Construction of Police Post	Obonsu,	DACF	Not implemented	-	
6.	Renovation of Assembly guest house	New Edubiase	DACF	Not implemented	-	
7.	Support HIV/AIDS programs (MSHAP)	District Wide	DACF	Completed	100%	
8.	Provision of Sanitary and Cleaning Materials	District Wide	DACF	Completed	100%	
9.	Build capacity of staff, Assembly members, Town and Area council members, etc.	District Wide	DACF DDF IGF	Completed	100%	
10.	Maintain and repair official vehicles and Assembly grader	District Wide	DACF IGF	On-going	50%	
11	Undertake Monitoring and Evaluation of projects	District Wide	DACF DDF IGF	Completed	100%	

12	Procure sanitary/cleaning materials, logistics and equipment, office supplies etc.	New Edubiase	DACF IGF	On-going	80%	
13	Support Town and Area Council in their activities	New Edubiase, Atobiase-Apagya, Praso, Akotreso and Wuruyie	DACF	On-going	50%	
14	Undertake minor repair/maintenance of office fixtures and furniture	District Wide	DACF	On-going	70%	
15	Provide fuel & logistics to police to maintain security.	District Wide	DACF	On-going	80%	
16	Undertake National Celebration (Independence, Farmers Day, etc)	District Wide	DACF	Completed	100%	
17	Implement DPCU Activities	New Edubiase	DACF	Completed	100%	
18.	Undertake Sensitisation on Restoration of Degraded forests.	District Wide	Donor-EU	Completed	100%	
19.	Construction of 1No. 4-Unit Biodigester Toilet at New Edubiase Market	New Edubiase	DACF	Not Implemented	-	
20	Procurement of 3No. Motorbikes	New Edubiase	DACF	On-going	66.6%	2 motorbikes procured
21	Preparation of Strategic Environmental	New Edubiase	DACF	Completed	100%	

	Assessment (SEA)					
22.	Undertake emergency Works.	District Wide	DACF	On-going	80%	
23	Revaluation of Properties	New Edubiase	DACF	On-going	50%	
24	Undertake Revenue Mobilization/Data Collection in the District.	No of revenue mobilization sessions	DACF	On-going	70%	
25	Procure Value Books and other Logistics	New Edubiase	IGF	Completed	100%	
26	Accounting Software (Procurement and Management)	New Edubiase	DACF	Completed	100%	
27.	Support the implementation of child protection Activities (Child maintenance, Paternity and Child Custody)	District Wide	DACF	Completed	100%	
28.	Submission of Financial Reports	New Edubiase	IGF	Completed	100%	
29.	Construction CHPS Compound	Menang	DACF	On-going	50%	
30.	Furnishing of Tweapease CHPS Compound	District Wide	DACF	Completed	100%	
31.	Support to District Health Committee	New Edubiase	DACF	Completed	100%	
32.	Construction of 1 No. 3 Unit-Classroom Blocks	Atwereboana,	DACF	On-going	70%	
33.	Rehabilitation of 1No. 6 Unit	Wuruyie,	DACF	Completed	100%	




	classroom Blocks					
34.	Support Science, Technology, Mathematics, Education (STME) clinic	District Wide	DACF	On-going	50%	
35.	Support Sports, Recreation and Cultural Materials	District Wide	DACF	Not Implemented	-	
36.	Renovation of 1No 4-Unit School Block	Atobiase	DACF	Completed	100%	
37.	Completion of 1No 4-Unit Pavilion Block	Apagya	DACF	Completed	100%	
38.	Support to needy students/Education Fund/Scholarship	District Wide	DACF	Completed	100%	
39.	Supply of 500No. dual desk furniture to schools.	District Wide	DDF	Completed	100%	
40.	Support to School Feeding Programme	District Wide	IGF	Completed	100%	
41.	Support to education (Scholarships, furniture, renovation of schools)	New Edubiase	DDF	On-going	70%	
42.	Construction of rice processing mill-1D1F	Brekete	DACF	Completed	100%	
43.	Train AEAs and farmers on land development and rice cultivation.	District Wide	DACF	Completed	100%	
44.	Implement the Modernizing Agriculture in Ghana Program (CIDA)	District Wide	DDF	Completed	100%	

45.	Improve Food Security- Provision of fuel for farmer engagements	District Wide	IGF	Completed	100%	
46.	Support Planting for food and jobs in the District	District Wide	DACF	Completed	100%	
47.	Nursing of Seedlings for Distribution to Farmers (Cocoa, Citrus and Oil Palm Seedlings)	District Wide	DACF	Completed	100%	
48.	Undertake supervision of Day care centers	District Wide	DACF	On-going	60%	
49.	Support to Rice Marketing Group/ DCACT Training	New Edubiase	DACF	Completed	100%	
50.	Maintenance of Agriculture Equipment (Thresher, Combined Harvester)	District Wide	DACF	On-going	40%	
51.	Support Planting for Export and Rural Development	District Wide	DACF	On-going	70%	
52.	Support Rice Extension Plan	District Wide	DACF	Completed	100%	
53.	Support to farmers through farm inputs distribution (Seedlings, fertilized, other farm inputs)	District Wide	DACF	Completed	100%	
54.	Construction of 1No. 16 -Unit storey market stores	Adansi Praso	DACF	On-going	90%	
55.	Construction of 1No. 11-Unit market stalls	Wuruyie Junction	DACF	Completed	100%	



56.	Improve upon degraded road surface conditions (40 km of feeder roads)	District Wide	DACF IGF DDF	Completed	100%	
57.	Renovation of Slaughter House	New Edubiase	DDF	On-going	60%	
58.	Procure 100No. Street light bulbs for distribution and 50 Low Tension Poles.	District Wide	DACF	Completed	100%	
59.	Maintenance of 20 No. Boreholes in 20 communities /Cleaning materials for WATSAN	District Wide	DACF	Completed		
60.	Construction of 1No. community Durbar Ground at New Edubiase	New Edubiase	DACF DDF	On-going	100%	
61.	Drilling and Mechanization of 1No. Borehole, installation of 5000 litre Polytank with overhead stand and Extension of Pipe Borne water	New Edubiase Market, Obonsu CHPS compound.	DDF	Completed	100%	
62.	Drilling and Mechanisation of 3No. Boreholes, Installation of 5000 Litre Polytank with overhead stand	Adansi Praso, Atobiase and Apagya Market	DDF	Completed	100%	
63.	Construction of Culverts	Kwame Adjei	DACF	Not Implemented	-	
64.	Renovation of Official	New Edubiase	DACF	Completed	100%	

	Bungalows- (DBA /DPO)					
65	Provide for fumigation and sanitation	District Wide	DACF	Completed	100%	
66.	Evacuation of accumulated refuse	Sakasaka Park, Somoroso and Petenyinase Dumpsite	DACF	Completed	100%	
67.	Embark on street naming and property addressing system	District Wide	DACF	On-going	25%	
68.	Support Preparation of Layout and Site Inspection	District Wide	DACF	On-going	50%	
69.	Organize Demonstration for Soap making, Gari Processing and Palm Oil Extraction for 5No. organized women groups	District Wide	DACF	Completed	100%	
70.	Organize Skill Training on Income Generation	District Wide	DACF	Completed	100%	
71.	Register Persons With Disabilities (PWDs) and implement Disability Fund	District Wide	DACF	Completed	100%	
72.	Support the Implementation of LEAP	District Wide	DACF DDF	Completed	100%	
73.	Organize education programs on natural and man-made disasters	District Wide	DACF	Completed	100%	
74	Provide disaster Relief items	District Wide	DACF	On-going	25%	

75.	Undertake Public Education and Sensitization of Climate Change and Disaster Reduction Activities	District Wide	DACF	Completed	100%	
76.	Embark on tree planting and growing Exercise	District Wide	DACF GOG EU	Completed	100%	
77.	Undertake Clean and Green Campaign (Public Sensitization)	New Edubiase, Apagya, Atobiase, Akotreso, Wuruyie, Praso, etc	DACF	Completed	100%	
	<b>Programmes/Projects Completed</b>					<b>50</b>
	<b>Programmes/Projects Ongoing</b>					<b>22</b>
	<b>Programmes/Projects Not Implemented</b>					<b>5</b>

*12. PROJECTS AND PROGRAMME IN THE 2020 ANNUAL ACTION PLAN AS AT DECEMBER 2020*

