

# **TANO NORTH MUNICIPAL ASSEMBLY**

## **ANNUAL PROGRESS REPORT**

**2020**

**JANUARY, 2021**

## Contents

CHAPTER ONE .....	5
1.1 INTRODUCTION .....	5
1.2 PURPOSE OF M & E OBJECTIVES FOR THE YEAR 2020.....	5
1.3 PROCESSES INVOLVED AND DIFFICULTIES ENCOUNTERED .....	6
1.4 SUMMARY OF ACHIEVEMENTS OF THE DMTDP.....	6
1.5 STATUS OF IMPLEMENTATION OF DMTDP .....	8
1.5.1 Economic Development.....	8
1.5.2 Social Development.....	9
1.5.3 Environment, Infrastructure and Human Settlement .....	10
1.5.3 Governance, Corruption Transparency and Accountability .....	11
CHAPTER TWO .....	12
2.0 MONITORING AND EVALUATION ACTIVITY REPORT .....	12
2.1 Programmes/Projects Status for the Year 2020.....	12
2.2 Update On Funding Sources .....	12
2.2.1 DACF .....	13
2.2.2 DPAT .....	13
2.2.3 Internally Generated Fund .....	14
2.3 UPDATE ON EXPENDITURE .....	16
2.4 UPDATE ON INDICATORS AND TARGETS.....	16
2.5 UPDATE ON CRITICAL DEVELOPMENT AND POVERTY ISSUES IN 2020 .....	16
2.5.1 School Feeding Programme.....	16
2.5.2 Capitation Grant .....	18
2.5.3 Livelihood Empowerment against Poverty.....	18
2.5.4 Persons With Disability .....	19
2.5.5 Free senior high school programme.....	20
2.5.6 Youth Employment Agency .....	21
2.5.7 Nation Builders Corp (NABCO) .....	22
2.5.8 Planting for Food and Jobs Initiative .....	22
2.5.9 Planting for Export and Rural Development (PERD).....	23
2.5.10 Rearing for Food and Jobs (RFJ) Programme - Cockerels .....	24
The ratio of farmer to AEAs has reduced as compared to last year due to the recruitment of additional AEAs .....	24
<b>Major Crop Performance (Non PFJ).....</b>	<b>24</b>

<b>Major Crop performance (PFJ)</b> .....	25
<b>PFJ recovery</b> .....	25
2.2.11 NHIS Registration and Renewal for Vulnerable Groups .....	26
2.5.12 Child Protection Activities .....	26
2.2.13 Gender .....	27
2.5.14 Waste Management .....	29
2.5.14 Malaria.....	31
2.5.15 HIV Activities -2020 .....	33
2.5.16 Local Economic Development .....	35
2.6 Participatory Monitoring and Evaluation (M&E).....	38
2.7 KEY ISSUES IDENTIFIED .....	38
2.8 RECOMMENDATIONS .....	39
2.9 CONCLUSION .....	39
ANNEXES.....	40
ANNEX 1. PROPORTION OF THE DMTDP IMPLEMENTED .....	40
ANNEX 2: PERFORMANCE OF CORE INDICATORS .....	41
ANNEX 3a: PROJECT REGISTER .....	47
ANNEX 3B: PROGRAMME REGISTER .....	53
ANNEX 4: UPDATE ON REVENUE SOURCES FOR 2020 .....	54
ANNEX 5: UPDATE OF EXPENDITURE FOR 2020.....	55
ANNEX 6: UPDATE ON CRITICAL DEVELOPMENT AND POVERTY ISSUES IN 2020.....	56
ANNEX 7: UPDATE ON PM &E CONDUCTED.....	57

## LIST OF TABLES

TABLE 1.0 SOURCE OF PROJECT FUNDING.....	7
TABLE 2.0 PERFORMANCE OF IGF REVENUE ITEMS FROM 2018– 2020 .....	15
TABLE 2.1 SCHOOLS BENEFITING FROM SCHOOL FEEDING PROGRAMME .....	17
TABLE 2.2 DATA ON VULNERABLE GROUPS 2020 .....	19
TABLE 2.3 PWD FUNDS RECEIVED, 2020 .....	19
TABLE 2.5: MODULES UNDER YEA, 2020 .....	21
TABLE 2.6 NABCO MODULES.....	22
TABLE 2.7: CURRENT STOCK OF PLANTING MATERIALS.....	23
TABLE 2.8: NO. OF SEEDLINGS DISBURSED.....	23
TABLE 2.9: AVAILABILITY OF AGRICULTURAL EXTENSION SERVICES.....	24
TABLE 2.9A: IMPROVED MAJOR CROP PERFORMANCE (NON PFJ) .....	24
TABLE 2.9B: IMPROVED MAJOR CROP PERFORMANCE (PFJ) .....	25
TABLE 2.10 DATA ON NHIS MEMBERSHIP FOR 2020.....	25
TABLE 2.11 NHIS REGISTRATION AND RENEWAL FOR VULNERABLE GROUP 2020 .....	26
TABLE 2.12: NO. OF REPORTED CASES.....	27
TABLE 2.13: TYPES OF HOUSEHOLD TOILET FACILITIES .....	30
TABLE 2.14: OPD MALARIA CASES .....	31
TABLE 2.15: 2017-2020 OPD MALARIA POSITIVE CASES DISTRIBUTION BY AGE .....	32
TABLE 2.16: 2017-2020 PREGNANCY MALARIA CASES COMPARED .....	32
TABLE 2.17: HTC SUMMARIES, 2017-2020 .....	34
TABLE 2.18 2020 HTC REPORTS BY AGE .....	34
TABLE 2.19 PMTCT FROM 2017- 2020 .....	35
TABLE 2.20: TRAINING AND BUSINESS DEVELOPMENT SERVICE ACTIVITIES .....	36
TABLE 2.21: ADVISORY, COUNSELING AND EXTENSION SERVICES .....	37

# CHAPTER ONE

## 1.1 INTRODUCTION

The Annual Report as the name depicts is a compilation of the performance of the 2020 Annual Action Plan of the Tano North Municipal Assembly. It forms part of the 2018- 2021 MTDP and was developed in accordance with the National Development Planning policy framework and Government's Co-ordinated program of action.

It details the processes involved in the implementation of the Annual Action Plan, achievements, challenges encountered and suggested recommendations.

The annual performance report has been amassed from an evaluation of the performance of the District core indicators and targets, and their impact on key policy programmes undertaken during the year under review. It also provides updates on the following:

- The status of implementation of MTDP 2018-2021
- Update of programme/project status for the year 2020
- Receipts and disbursement from funding sources for the period 2020
- Update on core indicators agreed on in the M & E Plan
- Update on critical development and poverty issues
- Participatory M & E and other studies undertaken during the period under review
- Policy recommendations to address key weaknesses in the implementation

## 1.2 PURPOSE OF M & E OBJECTIVES FOR THE YEAR 2020

Monitoring and evaluation is embarked on to provide information on the progress made towards the achievement of the overall goal (Agenda for Jobs-creating prosperity and equal opportunity for all (2018-2021) of the Assembly's medium term development Plan. It is also a means through which the Assembly can demonstrate results as part of its efforts towards accountability and transparency to the citizenry and other stakeholders. It again spells out the various weaknesses and bottlenecks that are likely to hinder the achievement of the goals and objectives set in the DMTDP and provides mitigation measures for addressing any limitations that may arise in the course of implementation.

### **1.3 PROCESSES INVOLVED AND DIFFICULTIES ENCOUNTERED**

The preparation of the 2020 Annual Performance Report was facilitated by the MPCU with inputs from MDA's and other stakeholders. Data were harnessed from both primary and secondary sources. Secondary data were compiled from the various quarterly and annual reports of Departments and Agencies, Development Partners, NGO's and CSO's as well as the Assembly's Sub-structures.

Designed questionnaires and interviews were employed in gathering the primary data. To facilitate data collection and analysis, standard reporting formats were prepared for all sector departments.

Data collected focused on the 20 core Indicators and targets identified in the M & E plan. Data gathered was analyzed and interpreted by the MPCU in collaboration with MDA's. The draft APR was validated at a stakeholder's workshop with comments and suggestions incorporated in this final report.

During the preparation of this report, a number of challenges were encountered.

These included;

- Unavailability of established baselines and targets at MDA levels, especially on many of the new indicators selected to track progress
- Absence of standard reporting format
- Inadequacy of updated data on socio-economic indicators
- Inadequate capacity in M & E at MDA's and sub-structure levels
- Inadequate logistical and financial support for effective and continuous implementation of M & E activities

### **1.4 SUMMARY OF ACHIEVEMENTS OF THE DMTDP**

Here, emphasis is made on the achievements attained in the course of the implementation of the 2020 Annual Action Plan. The Tano North Municipal Assembly accomplished remarkable achievements in the implementation of the 2020 Annual Action plan. Out of the total number of sixty-two (62) physical projects implemented, 42 had been completed within schedule while 20 of the projects are still ongoing. The delay in the completion of the 34 projects is as a result of the delay in the release of funds especially from GETFund.

The implemented projects for the reporting period were funded from District Assemblies Common Fund (DACF), District Performance Assessment Tool (DPAT), Stool lands, GETFund Donors and Newmont Gold Ghana Limited (NGGL). GETFund however emerged as the main financier of development projects in the municipality paying for a total of 46% of all investments followed by DACF covering a total of 25% as indicated in the table below.

**Table 1.0 Source of Project Funding**

S/N	Sources of Funding	No. of Projects	%
1	District Assemblies Common Fund (DACF)	15	25
2	DDF/DPAT	13	20
3	Stool lands / Internal Generated Fund	5	8
4	GETFund	28	46
5	NGGL	1	1
	TOTAL	62	100

The proportion of MTDP implemented for only 2020 in the 2018 -2021 period was 17.4%. However, the accumulation of projects implemented from 2018 to 2020 is 71.2%.

This is depicted in the table below.

S/N	No of Projects in the MTDP	Cumulative Percentage(%) of Projects implemented and being implemented in the MTDP	No. of Projects in 2020 Annual Action Plan	Percentage(%) of Projects implemented and being implemented in 2020 Annual Action Plan
1.	132	71.2	62	84%

Annex 1: provides a summary of assessment of performance on the implementation of the 2020 Annual Action Plan and the MTDP.

## 1.5 STATUS OF IMPLEMENTATION OF DMTDP

A result based M&E system was prepared to facilitate the collection, analysis and dissemination of information on performance outcomes.

The status of implementation of specific initiatives under the various thematic areas as at December 2020 included;

### 1.5.1 Economic Development

- Assisted 15 persons/client made up of 7 males and 8 females to access credit totaling GH¢ 72,000
- Organized Study Tour for 4 males and 49 females Tailors and Dressmakers at Unijay Fashion (Kumasi)
- Organized Study Tour for 16 hairdressers at Jacavi School
- Educated Soya Bean Farmers (18 Males and 9 females) on group development
- Sensitized 14 entrepreneurs 6 males and 8 females in FDA Regulations
- Sensitized 66 males and 120 Females on Mastercard Resilient Fund
- Sensitized 258 males and 263 Females on Mastercard Young Africa Works
- Organized boot camps for graduates (108 males, 100 Females)
- Facilitated the registration of 7 clients in NVTI
- Facilitated the registration 157 (77 males, 80 Females) Service providers in NBBSI
- Organized OSHEM training for 10 Soap makers
- Sensitized SMEs on CAPBuss and Youg Africa Works
- Sensitized Assembly members and Heads of Department on Master Card (34 m, 12 F)
- Organized financial literacy for CapBuss beneficiaries (4 males, 46 females)
- Facilitated the formalization of 14 SMEs
- Distributed start up kits for graduate apprentice
- Trained 96 farmers (58 males, 38 female) on the right use of FAW agro chemicals.
- Conducted vaccination against new castle and fowl pox.
- Trained food venders (4 males, 37 females) on food safety issues under WIAD.
- Trained 136 (112 males, 24 females) tomato farmers on GAPS in tomato production.

- Registered 2200 farmers (1520 males, 680 females) under Solidaridad project.
- Trained 220 farmers (10 males, 210 females) on financial and digital literacy for oil palm processing.
- Conducted community sensitization on safe use of pesticide.
- Trained 91 farmers (56 males, 35 females) in oil palm plantation for processor.
- Conducted 5541 farm visits

### 1.5.2 Social Development

- Constructed 1No. CHPS compound with 2 bedroom semi- detached staff Quarters at Bredi
- Constructed 1No 2 Bedroom semi- detached Nurses Quarters at Duayaw Nkwanta
- Drilled and mechanized 1No. Borehole for Health Centre at Duayaw Nkwanta
- Rehabilitated staff quarters to Isolation Centre at Bomaa Hospital
- Extended water and hand washing facilities to 6No. markets at Duayaw Nkwanta, Bomaa, Yamfo, Adrobaa, Tanoso, Techire
- Constructed 1 No. 2 Bedroom semi-detached Staff Quarters - ongoing
- Constructed 1No. 6 Bedroom Hostel facility for Yamfo College of Health
- Procured and supplied 200 No. Dual desk at Municipality wide
- Constructed 1No. 2 Bedroom semi- detached Staff Quarters at St. John of God Hospital in Duayaw-Nkwanta - ongoing
- Constructed 1No. Dormitory Block for Boakye Tromo at Duayaw Nkwanta - ongoing
- Constructed 1No. Teachers Quarters at Buokrukruwa - ongoing
- Constructed 1No. 3 Unit Classroom Block with Ancillary Facilities at Nsuapemkrom- Ongoing
- Constructed 3 Unit Classroom Block with Ancillary Facilities at Adagyamen- Ongoing
- Constructed Isolation Ward for St. John of God Hospital-Ongoing.
- Procured Health equipment to furnish Bredi, Tanoano and Atudurobesa CHPS
- Constructed 3-unit classroom block with ancillary facility(GETFund)
- Constructed 5 No. 2-unit Kg block (GETFund)
- Constructed 9 No. 6-unit classroom block with ancillary facility (GETFund)
- Constructed 6 No. WC Toilet facility (GETFund)
- Constructed 1 No. 3-unit classroom block with office, store, 2 seater KVIP with urinal at Tanokrom

- Constructed 1 No. 3-unit classroom block with office, store and supply of furniture at Duayaw Nkwanta R/C
- Completed 1 No. 5-unit classroom block at Yamfo Presby
- Supplied materials for the construction of 1 No. 2 unit Kg block

### 1.5.3. Environment, Infrastructure and Human Settlement

- Reshaped 9 km Susaunho- Adagyemen feeder road
- Reshaped 10 km Tanoso Adongo Feeder Road
- Procured and supplied 75 No. LV poles Municipal wide
- Procured and supplied 50No. LV Poles
- Procured and maintained streetlights municipal wide
- Procured supplied 60No. LV Poles
- De-silted along selected Roads -15 km
- Grading and patching of selected roads - 20 km
- Pothole Patching (0.1 x 100 m<sup>2</sup>) and re-sealing on selected Roads 5 km
- Grass cutting 2 x 3 green area maintenance along selected roads -10 km
- Traffic and Safety Management works (Road signs and walkways repairs)
- Minor drainage repairs on drains along Selected Roads 0.50 km
- Prepared and approved 2 No. Planning Schemes for Tanoso South Extension and Duayaw Nkwanta Tromo Local Plan
- Held 4 No. Technical sub-committee meeting
- Held 4 No. Spatial Planning Committee meeting
- Approved 109 Development Applications.
- Undertook data collection of 2500 properties and streets in Duayaw Nkwanta under the presidential initiative of Digital Addressing project.
- Acquisition of Auto photos for Yamfo and Boma.
- Conducted 7035 premises inspection.
- Prosecuted 7 sanitary offenders.
- Organized communal labour in 5 electoral areas.
- Conducted education on CLTS.
- Screened 533 food vendors

### 1.5.3 Governance, Corruption Transparency and Accountability

- Organized 3No. Town Hall Meetings
- Sensitized 5 Zonal Councils on the activities of Public Relations Complaints Committee and Assembly Bye-laws
- Organized 4 quarterly MPCU meetings
- Organized 4 No. Plan review meetings
- Gazetted Fee Fixing Resolution
- Construction of 2 bedroom semi-detached Nurses Quarters at Duayaw Nkwanta
- Organised 1 public forum on Assembly's 2020 fee fixing resolution
- Organized capacity building for Assembly Members and PRCC Members
- Purchased 3 No. Desktop, 2 Laptops, 2 Printers, 4 UPS and 2 External hard disc
- Organized Training for Budget Officers, Planning Officers and Human Resource Managers
- Completion of 1 No. Area Council Block at Bomaa

## CHAPTER TWO

### 2.0 MONITORING AND EVALUATION ACTIVITY REPORT

#### 2.1 Programmes/Projects Status for the Year 2020

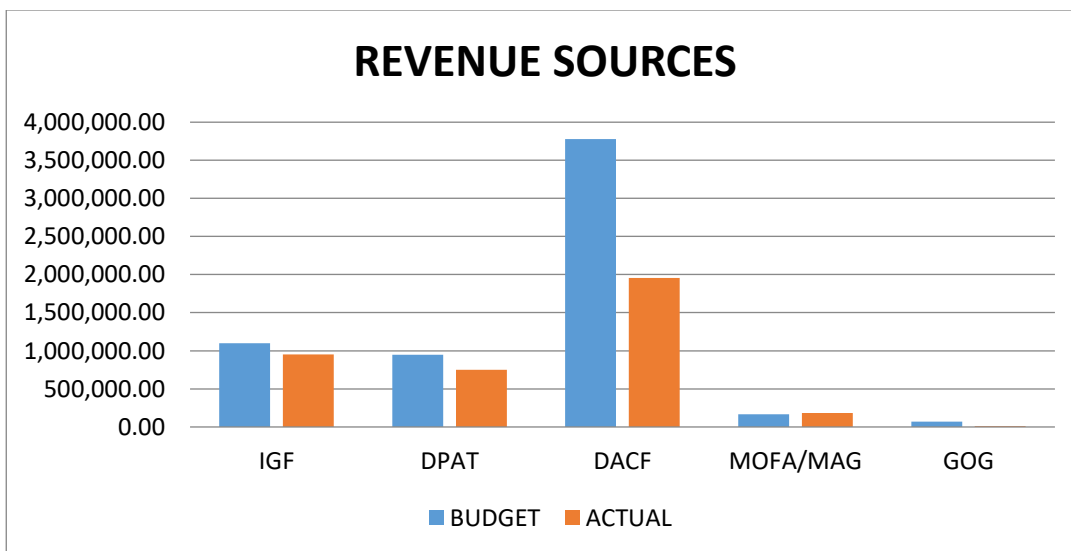
Annex 3A & B is the project and programme register. It presents the status of projects and programme implementation as at the end of 31<sup>st</sup> December, 2020.

From the Table in Annex 3A the education sector received the highest capital investment during the year of about 66.1%, followed by health 14.5%, 9.7% for energy, the road and water sectors had 3.2% each and 1.6% each for Administration and Security.

#### 2.2 Update On Funding Sources

In the year under review, the total budgeted revenue was GH¢ 6,903,825.94; however, GH¢ 4,464,051.47 was received representing 64.7%. The total actual revenue recorded was GH¢ 4,464,051.47, showing a 5.9% decrease as compared to that of the total actual revenue in 2019 of GH¢ 4,747,691.84. The actual funds internally generated for 2020 was GH¢ 953,709.42 which shows 5% decrement as compared to the IGF actuals for 2019 (GH¢ 1,003,794.69). On the Decentralized Department releases (GoG), 78.4% (GH¢ 53,798.06) of the total budget of GH¢ 68,578.34 was received. Below is a graphical representation of the revenue performance

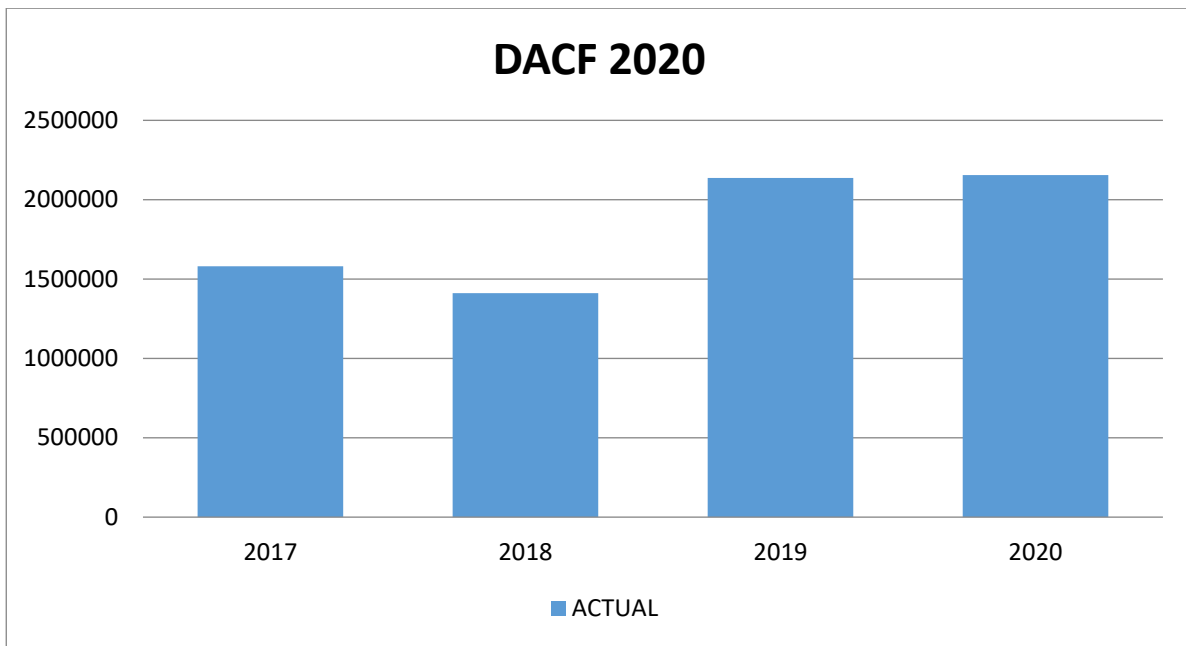
*Fig 2.0 Revenue Performance of 2020*



### 2.2.1 DACF

Estimated revenue of GHC3,776,587.69 was expected from this source for the year 2020; however, an amount of GHC2,155,114.79 was realized. This figure shows a short fall of 43% of the estimated amount. However, an amount of GHC2,136,463.3 was received in 2019 whereas GHC1,580,877.63 and GHC1,411,617.4 were received for 2017 and 2018 respectively. The late release and mandatory deductions made from this source constrained the Assembly's capacity to complete payment for some of its development programmes for the year.

*Figure 2.1: Trend of DACF Performance from 2017-2020*

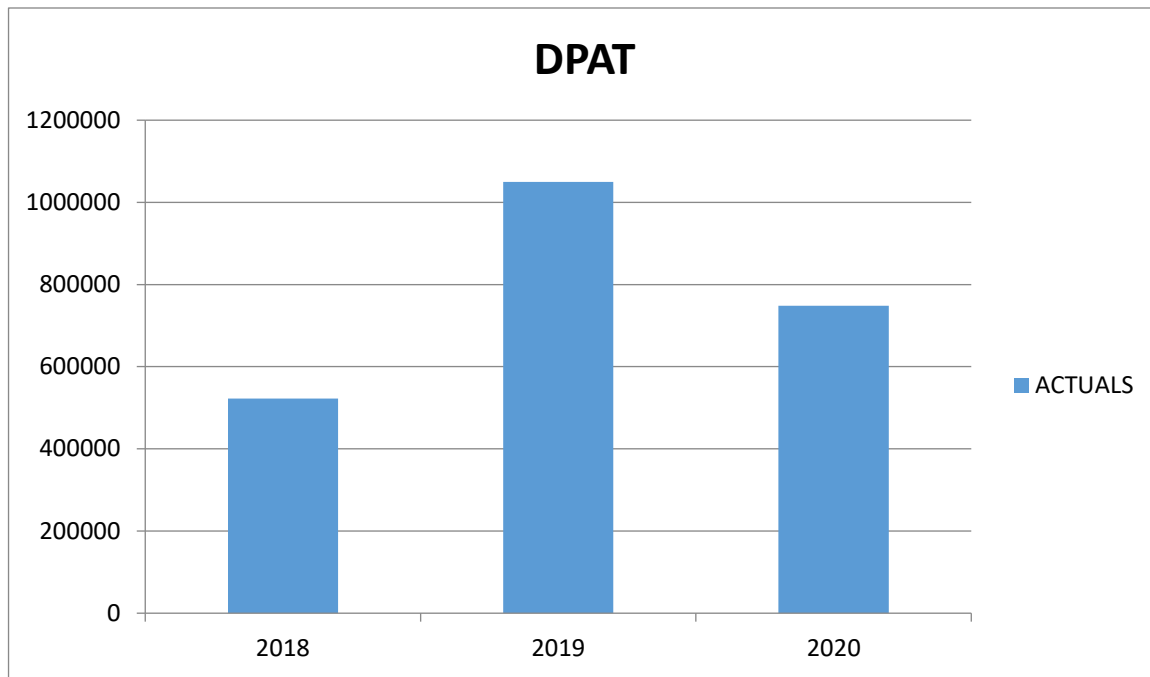


Source: Finance Unit, 2020

### 2.2.2 DPAT

The estimated amount from the above source for the year 2020 was GHC946,782.61 however an amount GH¢748,293.15 was received within the year representing 79.0%. An amount of GHC1,050,022.18 and GHC522,633.00 was received in 2019 and 2018 respectively.

*Figure 2.2 Trend of DPAT Performance from 2017 – 2020*



Source: Finance Unit, 2020

### 2.2.3 Internally Generated Fund

The estimated amount for the year 2020 was GHC1,098,992.37, while the actual amount collected was GHC953,709.42. This represents 86.8% collection of estimated revenue. However the revenue performance for 2019 indicates an achievement of 103% over the total budgeted amount of GHC 970,785.16 with actual collection of GHC 1,003,794.69. Miscellaneous exceeded its estimated amount due to a refund of an amount of GHC 40,000 which was initially planned and paid for the conduct of Land valuation exercise in the Municipality.

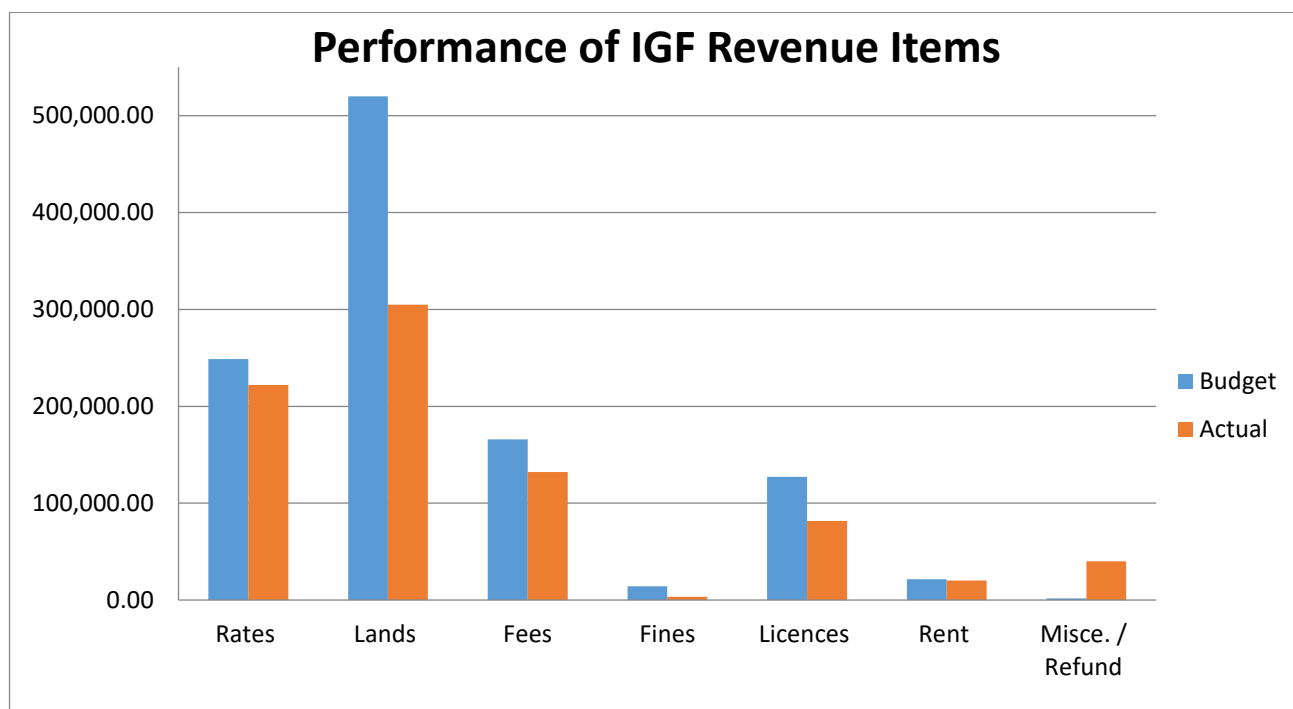
The table below shows the performance of IGF revenue items from 2018 – 2020

**Table 2.0 Performance of IGF Revenue Items from 2018– 2020**

SOURCE	2018		2019		2020	
	Budget	Actual	Budget	Actual	Budget	Actual
Rate	226,000.00	180,510.23	248,600.00	201,886.20	248,600.00	222,118.47
Lands	436,373.42	367,027.79	462,815.19	518,910.19	519,965.00	304,765.00
Fees	111,700.00	108,342.00	119,870.00	152,819.00	165,800.00	132,151.00
Fines	13,000.00	7,600.00	14,300.00	6,455.00	14,300.00	3,287.00
Licenses	95,700.00	79,161.00	105,270.00	101,305.00	127,170.00	81,746.00
Rent	16,500.00	15,269.00	18,150.00	21,395.00	21,500.00	20,179.00
Investment	0	0	0.00	0.00	0.00	0.00
Miscellaneous/ Refund	1,856.43	1,240.38	1,779.97	1,024.30	1,657.37	40,000.95
<b>Total</b>	<b>901,129.85</b>	<b>759,150.40</b>	<b>970,785.16</b>	<b>1,003,794.69</b>	<b>1,098,992.37</b>	<b>953,709.42</b>

Source : Finance Unit, 2020

*Figure 2.3 Performances of IGF Revenue Items for 2020*



Source: Finance Unit

### 2.3 UPDATE ON EXPENDITURE

**Annex 5** indicates the disbursement of funds for the period 2017-2020. Total expenditure increased from GH¢ 2,902,835.31 in 2017 to GH¢ 5,167,986.48 in 2020. Out of the budgeted figure of GH¢6,357,475.82 only GH¢ 5,167,986.48 was actually spent in 2020. The late release of funds from DACF and delays in disbursement of special/ donor project funds as a result of procurement requirements affect time schedules and sometimes lead to cost overruns in project implementation.

### 2.4 UPDATE ON INDICATORS AND TARGETS

**Annex 2:** indicates progress made towards the achievement of the core indicators and targets under the MTDP. The statuses of core policy measures and indicators covering key thematic areas have been summarized.

### 2.5 UPDATE ON CRITICAL DEVELOPMENT AND POVERTY ISSUES IN 2020

#### 2.5.1 School Feeding Programme

The programme continues to play a vital role in overall school enrolment and retention of pupils. During the year under review, the number of beneficiary schools increased from twenty-two (22)

in 2019 to sixty-five (65) in 2020. The total number of boys and girls enrolled increased from 8,273 in 2019 to 11,524 in 2020 and 4,328 in 2019 to 10,694 in 2020 respectively.

The table below shows the list of beneficiary schools and enrolments in the 2019/2020 Academic year basically arising from the impact of the school feeding programme.

**Table 2.1 Schools benefiting from school feeding programme**

No.	SCHOOL	2018	2019	2020		TOTAL
				BOYS	GIRLS	
1	YAMFO PRESBY PRIM	461	550	275	275	550
2	AFRISIPAKROM R/C PRIM	420	439	225	216	441
3	BUOKRUKRUWA R/C PRIM	359	355	186	171	357
4	DWENEASE D/A PRIM	262	271	154	121	275
5	KROFOFROM D/A PRIM	382	254	142	122	264
6	MANKRANHO D/A PRIM	388	414	207	207	414
7	NSUAPENKROM D/A PRIM	214	261	188	150	338
8	PONWAA D/A PRIM	313	331	179	157	336
9	SERESO D/A PRIM	192	166	142	94	236
10	TERCHERE PRIM	333	281	200		200
11	YAMFO ANGLICAN PRIM	626	498	176	156	332
12	YAMFO ISLAMIC PRIM	502	502	255	259	514
13	YAMFO METHODIST 'A'	515	535	277	258	535
14	YAMFO METHODIST 'B'	485	515	291	210	501
15	YAMFO R/C PRIM "A"	311	371	135	238	373
16	YAMFO R/C PRIM "B"	318	309	210	110	320
17	DUAYAW NKWANTA R/C A	-	490	242	248	490
18	SUSUANHO R/C PRIM SCH.	-	380	185	195	380
19	DUAYAW NKWANTA PRESBY 'B'	-	300	160	140	300
20	TERCHIRE D/A PRIMARY	-	350	200	150	350
21	BOMAA S.D.A PRIMARY	-	502	247	258	505
22	RC CLUSTER OF SCH. TANOSO	--	441	238	203	441
23	D/N ISLAMIC 'B' BASIC SCH	-	-	135	135	270
24	KOFORIDUA M/A BASIC	-	-	158	153	311
25	D/NKWANTA PRESBY 'B'	-	-	300	280	580
26	AFRICAN FAITH BASIC SCH	-	-	200	190	390
27	TANOSO METHODIST BASIC	-	-	151	221	372
28	TANOSO D/A BASIC SCH	-	-	191	195	386
29	BOMAA R/C MODEL PRI. B'	-	-	117	88	205
30	TANOKROM D/A BASIC SCH	-	-	67	85	152
31	BOMAA R/C MODEL PRI. A'	-	-	118	114	232
32	BOMAA METHODIST PRIM	-	-	108	114	222
33	BOASO D/A BASIC PRIM SCH	-	-	88	83	171
34	DUMANKWAI D/A PRIMARY	-	-	144	169	313
35	D/NKW. METHODIST BASIC	-	-	210	164	374
36	D/NKWANTA R/C 'B'	-	-	249	210	459
37	BOMAA PRESBY PRIM	-	-	70	85	155
38	BOMAA ISLAMIC BASIC SCH.	-	-	128	145	273
39	TERCHIRE S.D.A BASIC SCH	-	-	203	175	378
40	TANOSO S.D.A PRIPARY	-	-	120	246	366
41	TWABIDI ANGLICAN PRIM	-	-	72	48	120
42	D/A PENTECOST PRIMARY	-	-	156	156	312
43	SUBOMPANG METHODIST PRIMARY	-	-	282	250	532
44	CAMPISO R/C PRIMARY	-	-	98	82	180
45	SUBRISO NO. 1 D/A CLUSTER PRIM	-	-	312	227	539
46	BREDI M/A BASIC SCHOOL	-	-	122	128	250
47	ASSEN PRESBY BASIC SCHOOL	-	-	166	169	335
48	SUKUUMU BASIC PRIMARY	-	-	146	140	286
49	AHYIAYEM D/A BASIC PRIMARY	-	-	223	220	443
50	NKWANTABISA D/A PRIMARY SCH	-	-	181	169	350

51	RUBI-BEPOSO PRIMARY ANGLICAN	-	-	156	174	330
52	ADROBAA METHODIST PRIMARY	-	-	174	153	327
53	TERCHIRE R/C PRIMARY	-	-	185	165	350
54	BOMMODEN ANGLICAN PRIMARY	-	-	41	60	101
55	BAFFOKROM D/A BASIC SCHOOL	-	-	148	128	276
56	ASUKESE R/C PRIMARY SCHOOL	-	-	174	129	303
57	ADROBAA R/C BASIC SCHOOL	-	-	300	202	502
58	TANOSO PRESBY PRIMARY SCH	-	-	163	151	314
59	ADAGYAMEM M/A BASIC SCHOOL	-	-	150	103	253
60	SUSUANHO R/C PRIM SCH.	-	-	174	239	413
61	TANOANO M/A PRIMARY	-	-	162	155	317
62	TWEWAAHO M/A PRIMARY	-	-	131	122	253
63	SUSUANSO PRESBY BASIC SCH.	-	-	257	257	514
64	D/NKWANTA ANGLICAN PRIMARY	-	-	130	127	257
65	D/NKW. ISLAMIC PRIMARY A	-	-	150	150	300
	Total	8273	8515	11524	10694	22218

### 2.5.2 Capitation Grant

During the year under review, an amount of Sixty-Seven Thousand One Hundred and Thirty-Nine Ghana Cedis Forty-Nine pesewas (GHC 67,139.49) was received in June, 2020 as capitation grant for the 2019/2020 first term academic year.

### 2.5.3 Livelihood Empowerment against Poverty

The Livelihood Empowerment Against Poverty programme has been in section for the past seven years, thus from 2014 till date. The targeting was done in 2014 and 2018. The municipality has run 33 cycle payments for the past seven years, thus from the 38<sup>th</sup> cycle to the current 69<sup>th</sup> cycle.

The current beneficiary households stood at 365 comprising 165 males and 200 females. Out of the 365 beneficiaries, 332 are on the payment voucher (PV) and receive their grant regularly, 33 are registered with a valid E-Zwich ID card but are not on PV. Efforts are in place to get the names of the 33 beneficiary households unto the PV.

The LEAP cycle payment is done (6) six times in a year, thus once in every two months. However, in 2020, only 5 cycle (65<sup>th</sup> to 69<sup>th</sup>) payments were done. The 70<sup>th</sup> cycle payment was rescheduled to 2021 owing to the non-release of funds to the bank.

LEAP exist in 35 communities within the Tano North municipality, they are; Adongo, Tanoso, Susuanso, Yamfo, Ahyiyem, Ansen, Rubi, Asuadai, Mamponenten, Bomaa, Dwenase, Tanokrom, Dwumakwae, Subonpang, Kwasuagya, Afrisipakrom, Techire, Adrobaa, Kotwei, Sukuumu, Subriso No. 2, Mankranho, Adagyamem, Santase, Asukese, Onwe, Nkwantabisa, Bomoden, Buokrukruwa, Susuanho, Twiwaho, Duayaw Nkwanta Zongo, Campso, Achiase, Domeabra, Jerusalem

**Table 2.2 Data on Vulnerable Groups 2020**

No.	Vulnerable Groups	Male	Female	Total
1	PWD	395	326	721
2	LEAP	165	200	365
3	OVC's/Aged/ Indigenes	2003	2893	4,896
4	Orphanage Home	11	16	27
5.	Prisons Inmates	126	-	126
<b>TOTAL</b>		<b>2700</b>	<b>3,435</b>	<b>6,135</b>

Source: SW&CD, 2020

#### 2.5.4 Persons With Disability

The Municipality has a total of seven hundred and twenty-one (721) registered PWDs in the Assemblies database. The breakdown is as follows 395 males, 326 females. During the year under review, a total amount of GHC201,057.53 was received and disbursed. The amount received were releases from 2019 second, third and fourth quarter funds and first and second quarters of 2020 as shown below

**Table 2.3 PWD Funds Received, 2020**

Quarter	Amount GHC
2 <sup>nd</sup> Quarter 2019	39,749.42
3 <sup>rd</sup> Quarter, 2019	35,825.27
4 <sup>th</sup> Quarter, 2019	58,252.86
1 <sup>st</sup> Quarter, 2020	33,151.75
2 <sup>nd</sup> Quarter, 2020	34,077.95
<b>Total</b>	<b>201,057.25</b>

Source: Finance Unit, 2020

The beneficiaries received a number of items such as six (6) fufu pounding machines, industrial sewing machines three (3), two (2) cutlass sharpening machines and washing machines, about six (6) business were opened in the area of charcoal, pastry and bakery for the beneficiaries who were interested in entering into those businesses, five (5) farm inputs, one (1) wheel chair each were giving out to some of the beneficiaries, about nine (9) provisions stores and twenty (20) deep freezers and ice chest were giving out to some of the beneficiaries, etc.

**Table 2.4 Categories of Disability**

Type of Disability	Male	Female	Total
Physically challenged	210	177	387
Visually Impaired	60	57	117
Hearing impaired	18	22	40
Speech impaired	10	4	14
Intellectual disability	12	14	26
Leprosy	6	-	6
Epilepsy	6	7	13
Multiple Disability	5	6	11
Hunchback	-	5	5

Source. Disability Register, 2020

### 2.5.5 Free senior high school programme

Three out of the five public senior high schools in the municipality had their first and second year enrolment in the second cycle schools with students benefiting from the programme are unchanged due to the outbreak of the pandemic disease (COVID-19). Even though schools were not in session, effective teaching and learning was on- going in all the schools when the students in the final year were ask to resume with the Ghana Education Service and the Municipal Assembly ensuring measures were in place to prevent the spread of the virus. A total of **Two Thousand, Six Hundred and Sixty- two (2,662)** first year students who were in the three Second cycle schools in the Municipality, remain the same.

The break down is indicated in the table below.

Name Of School	2020-2021 (First Year)	2020-2021( Second Year)	TOTAL
Boakye Tromo Sec/Tech	413	372	785
Yamfo Anglican SHS	320	345	665
Serwaa Kesse SHS	675	537	1,212
Grand Total	1,408	1,254	2,662

Source: Municipal Education Directorate, 2020

From the table above, Serwaa Kesse SHS recorded the highest number of students benefitting from the Free Senior High School Program with Yamfo Anglican SHS as the least beneficiary school. Even though school enrolment has increased due to the Free SHS Policy with its Double - Track System, there is no doubt that schools emerging are left with some challenges such as;

- Inadequate boys’ and girls’ dormitory
- Inadequate students bed
- Inadequate mono desk
- Inadequate dining hall benches and tables
- Inadequate staff bungalows

### 2.5.6 Youth Employment Agency

The Youth Employment Agency was established under the Act Feb, 2015 (887) to oversee the development, coordination and to offer employment to the Ghanaian youth and also to develop their potentials through skills training. The programme seeks to create jobs for the youth aged 18-35 years abled and disabled, to prepare their future security, reduce poverty and improve the social- well-being of the citizenry, to also open Public Service employment opportunities to our beneficiaries.

During the period under review, the modules rolled out are shown in the table below:

**Table 2.5: Modules under YEA, 2020**

No	Name of modules	Male beneficiaries	Female beneficiaries	Vacated post	Total
1.	Community Protection Assistants	59	26	12	85
2.	School support	12	9	1	21
3.	Youth in Sports	18	5	7	23
4..	Youth in Afforestation	194	51	47	245
6.	Sanitation Module	70	247	nil	317
	<b>Total</b>	<b>353</b>	<b>338</b>	<b>67</b>	<b>691</b>

*Source: YEA, Annual Report, 2020*

A total number of 67 beneficiaries vacated their post during the year under review. Beneficiary allowances are paid periodically through the mobile money system with few challenges, beneficiaries under the sanitation module however, received their eight months’ allowances during the year under review.

During the year, beneficiaries of School Support Program were served their appointment letters and equipment such as uniforms, raincoat, boots, torch lights, belts and wellington boots to work with. Additionally, re-engagement letters were served to beneficiaries who re-applied under the Community Protection Assistant module.

The Program to some extent has helped some youth to gain employment and admissions to Tertiary Institutions. The Office facilitated in the retrieval of monies from beneficiaries who were doubling as YEA beneficiaries and National Service Personnel. One major challenge the agency is still battling with is the delay in payments of allowances to beneficiaries which is too meager.

### 2.5.7 Nation Builders Corp (NABCO)

The Nation Builders Corp (NABCO) is an initiative by the Government of Ghana to provide jobs to the unemployed Tertiary Graduates to solve various social issues in both the Private and Public Sector and also to build their skills to promote economic growth and development in the country.

The Assembly received a total number of (260) NABCO Trainees right at the start of the program. However, (95) of the trainees have exited due to permanent job acquisition, travelling, schooling etc. A total of (3) trainees were transferred to the District while (5) were transferred out of the District in the year under review. Seven (7) new trainees were admitted pending posting to their various institutions.

During the period under review, the modules rolled out are shown in the table below:

**Table 2.6 NABCO Modules**

Module	Start of the Program		Present Beneficiaries	
	Male	Female	Male	Female
Revenue Ghana	32	11	22	11
Heal Ghana	8	27	2	9
Educate Ghana	71	23	62	15
Digitize Ghana	22	2	16	0
Civic Ghana	22	6	17	5
Feed Ghana	23	3	9	1
Enterprise Ghana	7	0	3	2
<b>Total</b>	<b>185</b>	<b>72</b>	<b>142</b>	<b>54</b>

Source: NABCO Annual Report, 2020

During the year under review, a total of 53 NABCO Trainees were engaged to digitize properties in Duayaw Nkwanta under the Digital Property Addressing System (DPAS). An initiative was introduced in the year known as Career Transition Pathway to help Trainees gain permanent employment or further their education.

### 2.5.8 Planting for Food and Jobs Initiative

In response to Governments initiative on the above, the Municipal Assembly took several steps to make the program a success by supporting the farmers with Agricultural inputs, improved seeds and extension services to increase their yields and also increase their income for enhanced living conditions.

During the year under review, the Assembly was in receipts of One Thousand, Five Hundred and Ninety-one (1591) seeds of maize and rice as well as Fourteen Thousand Five Hundred and

Thirty-Three (14,533) bags of fertilizer which was distributed to farmers. In all a total of 22,507 made up of 16,936 males and 5,571 Females have been supplied with both seeds and fertilizers.

The statistics of current stock levels of planting materials received in relation to the project is shown below:

**Table 2.7: Current Stock of Planting Materials**

Item	Quantity Received (Bags)	Quantity Distributed (Bags)	No. of Beneficiaries		Total
			Males	Females	
NPK	10,523 Bags	10,523 Bags	4,733	2,027	6,760
Urea	4,010 Bags	4,010 Bags	804	215	1,019
Maize	1,291 Bags	1,291 Bags	8,385	2,354	10,739
Seed-Rice	300 Bags	300 Bags	3,014	975	3,989

Source: DAD, 2020

The department continued to embark on the aggressive awareness creation for Planting for Food and Jobs so that a lot more farmers can avail themselves to be signed unto the programme. The department of Agric has embarked on a lot of education in the recovery of the remaining 50% of the inputs with the beneficiaries through Radio, Extension Agents, Assembly men and women as well as opinion leaders.

#### 2.5.9 Planting for Export and Rural Development (PERD)

This programme is aimed at supporting farmers in the production of cash crops for export under the Planting for Export and Rural Development Program (PERD). During the period of reporting, the Assembly distributed One Hundred and Fifty Thousand cashew seedlings to Three Thousand and Seven Hundred and Fifty (3,750) farmers. The Assembly was also in receipt of Two Thousand (2000) Mango seedlings and One Thousand (1000) Coconut seedlings to be distributed to farmers in the Municipality

The details are stated below:

**Table 2.8: No. of seedlings disbursed**

Item	Seedlings Raised	Seedling Distributed	Males	Females	Total	Remarks
Cashew Seedlings	150,000	150,000	2,325	1,425	3,750	Local level
Mango Seedlings		2,000	2	-	2	Supplied by the national
Coconut Seedlings		1000	1	-	1	

Source: DAD Report, 2020

### 2.5.10 Rearing for Food and Jobs (RFJ) Programme - Cockerels

The Assembly received One Thousand, Six Hundred and Ninety Cockerels for phase 1 and 2 to be distributed to farmers. . The aim of the distribution of cockerels was to cross with local birds to improve the breeds by coming up with hybrid breeds.

The details are stated below:

Phase	Received	Distributed	Beneficiaries		
			Males	Females	Totals
Phase 1	1,000	957	56	15	71
Phase 2	690	600	47	13	60

### Agricultural Extension Service Performance

**Table 2.9: Availability of Agricultural Extension Services**

MMDA	2019			2020		
	Male	Female	Total	Male	Female	Total
Number of AEAs required			32			32
Number of AEAs at post	7	2	9	12	4	16
% AEAs at post compared to required	-	-	28	-	-	56
% of female AEAs at post	-	10	10	-	20	20
Number of farmers	-	-	78,238	52,608	22,546	75,154
Ratio of farmer to AEAs at post			1: 4,602			1:2242

The ratio of farmer to AEAs has reduced as compared to last year due to the recruitment of additional AEAs

### Major Crop Performance (Non PFJ)

**Table 2.9a: Improved Major crop Performance (Non PFJ)**

No	Crops	Productivity (Mt/Ha)		Area of production (Ha)		Production (Mt)	
		4th Quarter 2019	4th Quarter 2020	4th Quarter 2019	4th Quarter 2020	4th Quarter 2019	4th Quarter 2020
1	Maize	5.20	5.5	13,209	10,248	68,671.20	56,364
2	Rice (paddy)	4.55	5.0	2,422	3,502	11,202.10	17,510
3	Cassava	30.0	35.0	5,966	5,425	178,980	189,875
4	Yam	19.9	19.0	394	350	7,486.0	6,650
5	Cocoyam	13.72	13.8	1,996	2,045	27,385.12	28,221
6	Plantain	3.28	3.4	6,982	7,245	22,342.40	24,633

## Major Crop performance (PFJ)

**Table 2.9b: Improved Major crop Performance (PFJ)**

No	Crops	Productivity/Yield (Mt/Ha)	Area of production (Ha)	Production (Mt)
1	Maize	5.5	6,500	35,750
2	Rice	4.4	1,250	5,500

## PFJ recovery

	Total cost of input (GHC)	Amount Recovered (GHC)	Balance (GHC)	Recovery %
<b>Fertilizer</b>	377,750	190,980	186,770	
<b>Seed</b>	59,066.80	30,333.40	28,733.40	

From Table 2.9 below, in the year under review, from January to December 31st 2020, the total number of registrants was 47,229. This shows a marginal increase in the number of registrants recorded in 2019 (46,501). These registered clients include: indigents – 6,698 registrants, informal -15,186 registrants, aged 2,012 registrants under 5 – 7,778 registrants and 1506 registrants as pregnant women.

**Table 2.10 Data on NHIS Membership for 2020**

Status Categories	2019	New		Renewal		Total
		Female	Male	Female	Male	
Children under 5	8,481	1,081	1,148	2,678	2,871	<b>7,778</b>
Dependent	13,161	328	310	5,762	5,597	<b>11,997</b>
Indigent	3,957	59	271	3,680	2,688	<b>6,698</b>
Mentally Challenge	2	0	0	1	1	<b>2</b>
Informal	15,015	575	907	9,431	4,273	<b>15,186</b>
Person aged 70 and over	2,031	40	36	1,283	653	<b>2,012</b>
Pregnant Women	1,579	310	0	1,196	0	<b>1,506</b>
SSNIT Contributors	1,904	8	27	781	979	<b>1,795</b>
SSNIT Pensioners	217	0	2	97	156	<b>255</b>
School Feeding	154	-	-	-	-	<b>-</b>
<b>Grand Total</b>	<b>46,501</b>	<b>2,401</b>	<b>2,701</b>	<b>24,909</b>	<b>17,218</b>	<b>47,229</b>

Source: Municipal Health Insurance Scheme, 2020

### 2.2.11 NHIS Registration and Renewal for Vulnerable Groups

A total of 11,049 poor and vulnerable groups had their health insurance cards registered and renewed freely under the National Health Insurance Scheme. The vulnerable groups were LEAP beneficiaries, Aged & Indigents in Tano North Municipal.

Registration for other vulnerable groups such as Prison Inmates, beneficiaries of School Feeding, PWDs and OVC's was not successful due to the outbreak of the novel Covid-19 pandemic.

The table below shows the breakdown;

**Table 2.11 NHIS Registration and Renewal for Vulnerable Group 2020**

<b>VULNERABLE GROUP</b>	<b>MALE</b>	<b>FEMALE</b>
LEAP beneficiaries	215	261
Aged/ indigents	4729	5844
<b>TOTAL</b>	4944	6105

### 2.5.12 Child Protection Activities

As part of the Assembly's mandate to promote child rights promotion and protection, social protection activities and justice administration to the society, the Social Welfare Unit of the Assembly carried out series of activities in the year 2020 to support the poor and vulnerable in the society.

The Child Protection activities covered the following areas;

- Monitoring of Orphanage homes
- Justice Administration
- Child Maintenance

During the year under review the following programs were undertaken;

#### • **Justice Administration**

In the year under review, the juvenile court heard stealing charges against five boys. They were found guilty of the preferred charges against them and were convicted to serve at juvenile prison. The Prisoners Aftercare Service is one of the services under Justice Administration, The Social Welfare Officer visit the prisoners twice every week thus Mondays and Thursdays to help inmate to rehabilitate and prepare to re-enter the society among others.

As at the end of December, 2020, the number of inmates discharged or released were 153, however as at 31<sup>st</sup> December 2020, the inmates at the camp were 126.

- **Child Maintenance**

During the year 2020 under review, cases involving child non maintenance, child custody, paternity, family reconciliation and rent issues were heard and settled at the office. Sensitization programmes were organized in selected communities to promote child rights and protection.

**Table 2.12: No. of reported cases**

No.	Type Of Case	Number Of Cases	Outcome
1	Non-maintenance	11	Settled
2	Custody	3	Resolved
3	Paternity	1	Resolved
4	Family reconciliation	4	Resolved
5	Rent	10	Settled
	<b>TOTAL</b>	<b>29</b>	

- **Monitoring of Child Residential Homes**

As part of the Department’s mandate, four (4) Officers were made to inspect activities and wellbeing of the children in the private home in the municipality.

An impressive report in all our visits shows children in the facility look healthy and are in school to receive formal education.

### 2.2.13 Gender

During the year under review, a number of programs were undertaken to promote gender equality in the areas of School feeding, LEAP, NHIS, Youth Employment, Nabco, local economic Development and HIV/AIDs. With regards to the school Feeding Program total enrolment for girls increasing by about 147% from 2019 to 2020 while boys’ enrolment increased to 39.1% in 2020. This shows that the program has created more opportunities for girls to be enrolled in schools.

Mention can also be made of the LEAP program which supports 250 females and 165 males in the Municipality. The Program is purposed to empower the citizenry against poverty.

Data on Vulnerability indicates that there are more males living with disabilities than females in the Municipality. OVCs/ Aged/Indigenes recorded the reverse with females having 2893 and males 2003.

On disability the Physically Challenged category was ranked the highest of all the disabled categories with 177 females and 210 males totaling 387 followed by the Visually Impaired of

57 females and 60 males. The least disabled category is the Multiple Disability. The Hunchbacks category recorded zero for male and 5 for female.

The Youth Employment Program has almost equal number of male and female beneficiaries of 353 and 338 respectively. All the modules under this program recorded more male beneficiaries than female except the Sanitation Module which recorded more females of 247.

Then again, regarding the NABCO Program, the male beneficiaries were more than the females in all the modules apart from the Heal Ghana Module which had more females (9) than males (2). Digitize Ghana Module recorded zero for female and (16) for males implying the module is more male than is female friendly. The Assembly in its efforts to promote gender and child protection sought to support 5,571 females with both seedlings and fertilizers to enable them increase production.

The efforts of the Assembly were also complemented by the distribution of a more than 50% cashew seedlings to females than males. On the NHIS registration and renewal of vulnerable groups, female beneficiaries outweighed that of their male counterparts with 6105 and 4944 respectively.

There has been a drop down trend in the total malaria cases tested positive and treated from 2019 to 2020 and more significantly are the reported cases for females which reduced by about 8.2%. The 53% increase in pregnancy malaria cases in 2020 is a wakeup call on the Assembly, Health Directorate and key stakeholders to put in place prudent health care measures to prevent the loss of mothers and infants.

The high rate of HIV positive cases tested among females in the municipality of about 72% as compared to that of the males of about 28% is likely to pose serious threats to the survival of families as female turn to play critical role in our homes. It further reveals that 50% of the positive cases recorded were of the youthful age (35-45). This implies that the lives of the working group are threatened and this can go a long way to affect the growth of the economy. In the area of local economic development more females received financial support than their male counterparts. Whereas the training for dressmakers and tailors benefitted an almost equal number of females and males in the Yamfo community of 34 and 37 respectively, the beneficiaries in Bomaa included only one male compared to 15 female dressmakers.

#### 2.5.14 Waste Management

- Final Waste Disposal

The Tano North Municipal Assembly has three (3) final disposal sites which are not engineered: Duayaw – Nkwanta, Yamfo and Terchire Zonal Councils. The Sites are three kilometers and two kilometers from the towns respectively.

The sites in Terchire and Yamfo have been in use for the past ten years and do not pose any health hazards but the site in Duayaw Nkwanta contaminate the nearby water source which pose threat to the surrounding communities, as a result, the assembly have constructed a bore-hole for the nearby communities.

The waste is normally pushed and leveled, before the sites become full.

#### **Refuse Dumps Need to Be Evacuated**

<b>Area Council</b>	<b>No. Of Dumping Site</b>	<b>No. Of Refuse Dump Evacuated</b>	<b>No. Of Refuse Dumps Yet To Be Evacuated</b>
D/Nkwanta	5	-	4
Yamfo	4	1	3
Bomaa	4	-	4
Terchire / Adrobaa	3	-	3
Tanoso	4	1	3

#### **Liquid Waste**

Human excreta and waste water constitute liquid waste in the Municipality. Most habitants don't have toilet facilities in their homes; they depend solely on public toilets, which are for travelers, visitors, and Business operators who visit the community.

This situation has brought about diseases like, Typhoid fever, Hepatitis C and others. For this to be curbed, the Assembly assisted the unit to introduced Community Led Total Sanitation (CLTS) in the municipality. Open Defecation Free (ODF) is an excellent basis for progress up in the sanitation ladder, hygiene and behavioral change, creating a healthy environment, and the generation of livelihoods.

**Table 2.13: Types of Household Toilet Facilities**

Zonal Council	W.C		VIP		Pan Lat.		Pit Lat.		Kvip	
	Base L.	Cur.	Base L.	Cur	Base L.	Cur.	Base L.	Cur.	Base L.	Cur
D/Nkwanta	280	282	300	333	0	0	106	55	215	208
Yamfo	71	141	230	341	0	0	25	10	32	33
Bomaa	37	131	168	188	-	-	6	15	30	28
Terchire / Adrobaa	20	54	109	94	-	-	-	-	5	24
Tanoso	39	91	157	137	-	-	38	1	25	18
<b>Total</b>	<b>447</b>	<b>699</b>	<b>964</b>	<b>1093</b>	<b>0</b>	<b>0</b>	<b>175</b>	<b>81</b>	<b>307</b>	<b>311</b>
% Increased						0				

Source: Annual Report Environmental Health, 2020

Total Base Line = 1893 (HH Toilet in 2019)

Total Current = 2184 (HH Toilet in 2020)

2184 – 1893 = 291

Therefore;  $291/1893 \times 100 = 15.4\%$

**Comment**

The table above depicts all recorded household latrines including CLTS beneficiary communities, who have achieved ODF status in the Municipality. There was an increase of (56.4%) in household latrines for W.C, (13.4%) for VIP and (53.7%) decrease in pit latrines. This is because most of the pit latrines have been modified into VIPs.

The current Household Toilet coverage in the Municipality is 15.4%.

The Assembly in an effort to encourage the use of household toilet facilities adopted the community led total sanitation approach. This involves guiding and sensitizing the community members to identify their own sanitation problems and take initiatives to address them. During the year under review, 3 communities were declared ODF free.

S/N	COMMUNITY NAME	POP	NO. OF HSES	NO. OF HHS	NO. OF EXISTING HHLS	DIGNI LOOS		NO. OF HAND WASHING FACILITIES INSTALLED	NO. OF HHLS COMPLETE D AND IN USE	ODF	
						DISTRIBUTE D	INSTALL ED			ODF BASI C	ODF
1.	TWEWAAHO	152	17	17	0	17	17	17	17	✓	
2.	AMANKWAAS U	144	18	17	0	17	17	17	17	✓	
3.	KOPEI	148	21	21	0	21	21	21	21	✓	
	<b>TOTAL</b>	<b>444</b>	<b>56</b>	<b>55</b>	<b>0</b>	<b>55</b>	<b>55</b>	<b>55</b>	<b>55</b>	✓	

### 2.5.14 Malaria

Malaria still remains the first priority disease among the top ten cases reported in the municipality. During the year under review, various activities were carried out to prevent and control the incidence.

Activities carried out includes

- Provision of Intermittent Preventive Treatment (IPT) using Sulphadoxine-Pyrimethamine (SP) as part of comprehensive antenatal package.
- Supportive Supervision and monitoring visit to all facilities.

**Table 2.14: OPD Malaria cases**

Indicator	2017		2018		2019		2020	
	M	F	M	F	M	F	M	F
Total Malaria cases Suspected	18,856	25,531	23,452	30,685	28,000	39,850	25719	36574
Total Malaria cases Tested	17,512	23,592	21,866	28,251	27,732	39,249	25640	36164
Total Malaria cases tested Positive & Treated	10,189	12,346	14,393	17,223	16,400	20,993	14693	18022
% of Positive Malaria at the OPD	54%	48.4%	61.4%	56.1%	59.1%	53.5%	57.3%	49.8%
Total cases not tested but Treated as Malaria	1,078	1,363	1,399	2,346	273	640	74	57
Total cases tested negative but tested as malaria	0	0	214	268	0	0	114	876
OPD Cases	161,271		188,491		177,875		57,827	88077

Source: DHD Report 2020

Table 2.11 The table above shows a decrease in the malaria positive cases with the percentage dropping from 59.1% to 57.3% males and 53.5% to 49.8% within the year under review. Despite this decrease, there is the need to intensify education and put in measures to reduce it drastically.

**Table 2.15: 2017-2020 OPD Malaria Positive cases distribution by age**

<b>Age Group</b>	<b>2017</b>	<b>2018</b>	<b>2019</b>	<b>2020</b>
0-4	13,810	14,962	12,292	10143
5-17	12,108	16,112	11,763	10139
18-49	12,166	14,982	8,886	8338
50-70+	6,303	8,081	4,452	4095
Total	46,404	56,155	39,412	32715

Source: DHD Report 2020

The table shows that there was a decline in Malaria cases in all the ages from 2018 to 2020. There has been a significant decrease from an increase of 21% in 2018 to a decrease of 29% and 17.5% for 2019 and 2020 respectively. This could be attributed to measures put in place by Ghana Health Service.

### **Malaria in Pregnancy**

Malaria in pregnancy is a major concern in malaria control, because pregnant women are more susceptible to malaria. Pregnant women should therefore be tested early to prevent complications such as stillbirth, anemia and low birth weight.

**Table 2.16: 2017-2020 Pregnancy Malaria cases compared**

<b>Indicator</b>	<b>2017</b>	<b>2018</b>	<b>2019</b>	<b>2020</b>
ANC Registrants	2738	3013	2971	3340
Total Malaria cases Suspected	1121	1251	1353	62293
Total Malaria cases Tested	878	959	1311	61804
Total Malaria cases tested Positive & Treated	313	394	568	32715
Total cases not tested but Treated as Malaria	31	9	0	131
Total cases tested negative but tested as malaria	0	0	0	990

Source: DHD Report 2020

The table above indicates an increase malaria in pregnancy. Out of a total of 61804 malaria cases tested 32715 tested positive and treated representing 53%.

### 2.5.15 HIV Activities -2020

Major HIV/AIDS Activities Carried Out include;

- HTC and PMTCT at the health facilities
- Administration of Antiretroviral Therapy.
- Monitoring and supervisory visits to facilities.
- Sensitization of the public on the first 90-day campaign.
- Distribution of HIV health education materials facilities
- Updated health staff on new guidelines of HIV

Facilities Providing PMTCT Services

- St. John of God Hospital, Duayaw Nkwanta
- Bomaa Hospital Bomaa
- Yamfo Health Centre, Yamfo
- Tanoso Health Centre, Tanoso
- Adrobaa Health Centre, Adrobaa
- Mankranho CHPS centre, Mankranho
- Dwenase CHPS Centre, Dwenase.
- Terchire Health Centre, Terchire
- Buokrukruwa Presby Clinic

#### **ART Sites**

- St. John of God Hospital, Duayaw Nkwanta
- Bomaa Hospital, Bomaa

#### **HIV Testing and Counseling**

HIV Testing and counseling (HTC) which was formally referred to as counseling and testing or voluntary counseling and testing were conducted at the facilities in the Municipality to provide clients the opportunity to know their status. The information is summarized as follows.

**Table 2.17: HTC Summaries, 2017-2020**

INDICATORS	SEX	2017	2018	2019	2020
NO. Rec. Pre- test information	M	538	948	139	1549
	F	685	1366	314	1110
No. Tested	M	543	931	132	1549
	F	687	1365	270	1110
No. positive	M	49	29	1	44
	F	68	52	7	116
No. screen for TB	M	47	25	2	43
	F	51	40	5	107
Referred into care	M	30	13	3	43
	F	39	21	4	109

Source: DHD Report 2020

A total of 2,649 clients comprising 1549 males and 1110 females were tested for HIV. Out of 2,649 clients tested , 44 males were positive representing 28% and 116 females representing 72%. The prevalence rate for Tano North is 1.20%. from the Ghana HIV fact sheet 2019.

**Table 2.18 2020 HTC Reports by Age**

INDICATORS		AGE GROUP(YEARS)					Total
		0-15	15-24	25-34	35-44	45-50+	
No. Recorded pretested Info	M	84	491	579	208	187	1549
	F	111	321	321	224	225	1110
No. Tested	M	84	491	579	208	187	1549
	F	111	321	321	224	225	1110
No. Positive	M	4	3	10	11	16	44
	F	11	13	21	42	29	116
No. Receiving Positive Test Results	M	84	491	579	208	187	1549
	F	111	321	321	224	225	1110
No. Posttest Counseling	M	84	491	579	208	187	1549
	F	111	321	321	224	225	1110
No. Screened for TB	M	4	3	11	9	16	43
	F	8	13	21	39	28	109
No. Referred into Care	M	4	3	11	9	16	43
	F	8	13	21	39	28	109

Source: DHD Report 2020

The age distribution data above shows that (50%) of the positive cases occurs between the age range of 35-44 and 45 and above and disease prevention methods will be targeting that age group.

- **Prevention of Mother to Child Transmission Of HIV (PMTCT)**

PMTCT services are offered to pregnant mothers throughout pregnancy, labor and breastfeeding to prevent HIV transmission from women living with HIV to their babies. It also includes prevention of new HIV infections among women of reproduction age.

The services start from testing the pregnant mother at first day of registration at ANC to early infant diagnosis at four to six weeks after birth, and ends at ART initiation in a positive case.

**Table 2.19 PMTCT from 2017- 2020**

<b>INDICATORS</b>	<b>2017</b>	<b>2018</b>	<b>2019</b>	<b>2020</b>
No. ANC Registrants	2,738	3,013	2971	3340
No. Tested	2,519	2,712	2855	2956
No. Positive	33	16	27	35
% Positive	1.2%	0.6%	0.95%	1.18

Source: DHD Report 2020

The total ANC registrants of three thousand three hundred and forty (3,340) was recorded for the year 2020 out of which two thousand nine hundred and fifty-six (2,956) were tested for HIV with thirty-five (35) positive cases giving percentage coverage of (1.18%). All the positive cases were put on treatment. The data also shows an increase in the number of positive HIV cases as compared to the previous year.

#### 2.5.16 Local Economic Development

The Business Advisory Centre implemented a number of activities to develop small and medium enterprises in the municipality. The efficiency and competitiveness of these SMEs are being projected as crucial to the district's economic growth, employment creation and poverty reduction.

During the period under review, a total of 15 persons/client made up of 7 males and 8 females were assisted to access credit totaling GH¢ 72,000.

The district through the Business Advisory Centre undertook series of activities in an effort to provide training and business development services the MSMEs as indicated in Table below:

**Table 2.20: Training and business development service activities**

ACTIVITY	TARGET GROUP	VENUE	NO. OF PARTS.			FUNDING SOURCE
			M	F	T	
Study Tour	Yamfo Dressmarkers /Tailors Association	Unijay Fashion, Kumasi Atonsu	3	34	37	REP
	Bomaa Tailors/ Dressmakers Ass.	Unijay Fashion Atonsu	1	15	16	REP
	Bomaa Hairdressers Association	Jacavi School of Beauty	0	16	16	REP
Group Development	Soya Bean Farmers	Municipal Assembly Hall	18	9	27	REP
Sensitization on FDA regulations	Entrepreneurs	SDA Church, Duayaw Nkwanta	6	8	14	REP
Sensitization on MasterCard Resilient fund	MSMEs	Adrobaa	36	83	119	NBSSI/Mastercard Foundation Young Africa Works
		Duayaw Nkwanta	30	37	67	NBSSI/Mastercard Foundation Young Africa Works
Sensitization on MasterCard Young African Works	MSMEs, Graduate Apprentices, Apprentices, women, Youth	District wide	258	263	521	NBSSI/Mastercard Foundation Young Africa Works
Boot camp	Graduates	Yamfo Community Centre	24	25	49	NBSSI/Mastercard Foundation Young Africa Works
		SDA Church	65	52	117	NBSSI/Mastercard Foundation Young Africa Works
		Terchire RC Church	19	23	42	NBSSI/Mastercard Foundation Young Africa Works
Incubation	Graduates	Karma Hotel, SDA church and Yamfo Community Centre	81	54	135	NBSSI/Mastercard Foundation Young Africa Works
Group Development	Tailors and Dressmakers	Duayaw Nkwanta	7	15	22	NBSSI/Mastercard Foundation Young Africa Works

NVTI registration	MSMSEs	Sunyani	7	0	7	NBSSI/Mastercard Foundation Young Africa Works
Kaizen women's conference	Women entrepreneurs	Accra	10	121	131	NBSSI/JICA
OSHEM	Soap makers	Duayaw Nkwanta	0	10	10	NBSSI/Mastercard Foundation Young Africa Works
Sensitization on CAP BuSS	ASSI	Duayaw Nkwanta	7	18	25	NBSSI/GOG
NBSSI Client Registration	Service providers	District wide	77	80	157	NBSSI/GOG Mastercard Foundation Young Africa Works
Counseling	Selected MSMEs	District wide	5	12	17	REP
Sensitization of groups on Young Africa Works	Women Groups, Youth and Women Entrepreneurs, NSSP Hairdressers Association	District Wide	63	445	508	NBSSI/Mastercard Foundation Young Africa Works
Sensitization of Assembly Members and Heads of Departments on MasterCard Resilient Fund	Assembly Members and Head of Departments	Duayaw Nkwanta	34	12	46	NBSSI/Mastercard Foundation Young Africa Works
Entrepreneurship and Financial Literacy Training (CAP BuSS)	CAP BuSS Beneficiaries	Duayaw Nkwanta	4	46	50	NBSSI/Mastercard Foundation Young Africa Works

Source: BAC, Annual Report, 2020

**Table 2.21: Advisory, Counseling and Extension Services**

SERVICE AREAS	NO. OF SESSIONS	MALE	FEMLE	TOTAL
Financial Assistance ( Matching Grant)	38	34	14	32
Business Start-up	15	6	9	15
Registration with RGD	4	37	37	3
Registration with NBSSI	4	81	84	1
Registration with GSA/FDA	4	1	3	4
Marketing of Products	1	1	-	1
Training Programs	1	4	3	
Others (Please specify) BAC activities	1	3	1	1
CAP BUSS	1	453	763	1084

## **2.6 Participatory Monitoring and Evaluation (M&E)**

On PM & E, the assembly involved key stakeholders and beneficiaries to evaluate some projects and programs to ensure they have achieved their intended impact.

An engagement with beneficiary on the Community Led Total Sanitation program which was piloted in 5 communities indicates that these communities now take charge of their own sanitation issues with improved access to toilet and hand washing facility as well. These communities i.e. Prekesease, Tanoano, Asuadae, Bedome and Nkurakan have been declared open defecation free as at the end of the year.

The Green Skills for Ghana Project which aimed at creating livelihood opportunities for 2000 youth and women through the promotion of local environmentally sustainable business in the municipality was evaluated together with Plan International Ghana, Women Integrated Development Organization (WIDO) and beneficiary communities. The project established and worked with Village Savings and Loans Association. The results indicated that over eight (80) VSLA groups formed with 2013 beneficiaries. Other findings include the use of local resources as inorganic fertilizer, established green businesses such snail rearing, mushroom, beekeeping, rabbitary, grass cutter rearing, financial support from group members to cater for household needs.

## **2.7 KEY ISSUES IDENTIFIED**

- Different reporting formats for the various departments
- Inadequate information on payments of government initiatives
- Lack of reliable data base for planning and budgeting
- Inadequate support for M & E activities
- Inadequate office and staff accommodation
- Weak Public Private dialogue

The following issues are yet to be addressed;

- Establishment of District Database System
- Street naming and property addressing system and street digitization

## 2.8 RECOMMENDATIONS

- Establishment of database system for Tano North Municipal Assembly
- Strengthening of substructures through capacity building and ceding of adequate resources to undertake approved development projects
- Effective collaboration between the Assembly and the GES, GHS and Agric departments on government interventions that are not directly controlled by the Assembly for adequate reporting
- Reactivation of the Public Private Dialogue group to promote active interface between MDAs and NGOs and other stakeholders
- Acquisition of database software for MPCU

## 2.9 CONCLUSION

In sum, the Assembly has performed undoubtedly well achieving about 84% of its planned activities for the year 2020. The achievements were in the areas of economic development, Social development, environment, infrastructure and human settlement and governance, corruption, transparency and Accountability. These achievements were without limitations as some of the challenges encountered during the implementation process included but not limited to the lack of reliable data base for planning and budgeting, weak public private dialogue and the different reporting formats for the various departments.

The Assembly therefore sought itself to strengthen the substructures through capacity building and the ceding of adequate resources to undertake approved development projects, acquisition of a database system and the reactivation of public private dialogue to promote active interface between the Assembly, NGOs and other stakeholders,

## ANNEXES

### ANNEX 1. PROPORTION OF THE DMTDP IMPLEMENTED

<b>Indicators</b>	<b>Baseline 2017</b>	<b>Target 2020</b>	<b>Actual 2020</b>
1. Proportion of the annual actions plan implemented by the end of the year			
a. Percentage completed	68.2%	80%	66%
b. Percentage ongoing	17.8%	10%	18%
c. Percentage of interventions abandoned	-	-	-
d. Percentage intervention yet to start	14%	10%	16%
2. Proportion of all Medium Term Development plan implemented	80%	80%	71.2%

<b>S/N</b>	<b>Development Dimension</b>	<b>2020</b>	
		<b>Plan</b>	<b>Exec.</b>
1.	Economic Development	15	12
2.	Social Development	56	39
3.	Environment Infrastructure and human Settlement	28	23
4.	Governance, Corruption and Public Accountability	44	35
<b>TOTAL</b>		<b>143</b>	<b>109</b>

ANNEX 2: PERFORMANCE OF CORE INDICATORS

S/N	INDICATOR (Categorized by development dimension of agenda for jobs)	Baseline (2017)	Target 2020	Actual 2020
	<b>Economic Development</b>			
1.	<b>Total output in agricultural</b>			
	i. Maize	57,324	55,500	56,364
	ii. Rice( milled)	7,506	11,000	12,500
	iii. Cassava	119,550	150,000	189,875
	iv. Yam	7,124.20	7,200	6,650
	v. Cocoyam	25,756	25,800	28,221
	vi. Plantain	20,099.2	30,000	24,633
	vii. Cattle	3,940	4,500	3,771
	viii. Sheep	18,000	15,000	12,731
	ix. Goat	26,200	15,500	13,574
	x. Pig	6,100	4,500	3,570
	xi. Poultry	79,843	200,000	150,909
2.	Percentage of arable land under cultivation	59%	65%	60%
3.	Number of new industries established			
	i. Agric			
	ii. Service	nil		nil
	iii. Industry	nil		nil
		nil		nil
4.	Number of new jobs created			
	i. Agriculture	-	-	-

	ii. Service	-	-	-
	iii. Industry	-	-	-

	<b>INDICATOR (Categorized by development dimension of agenda for jobs)</b>	<b>Baseline 2017)</b>	<b>Target 2020</b>	<b>Actual 2020</b>
	<b>Social Development</b>			
<b>5.</b>	<b>Net enrollment ratio</b>			
	i. Kindergarten	94%	95%	96%
	ii. Primary	84%	86%	86%
	iii. J H S	44%	50%	51%
	iv. S.H.S.	34%	40%	42%
<b>6.</b>	<b>Gender Parity index</b>			
	i. Kindergarten	0.96	0.97	0.96
	ii. Primary	1.01	1	1
	iii. JHS	0.99	1	0.99
	iv. SHS	2.02	2	2
<b>7.</b>	<b>Completion Rate</b>			
	i. Kindergarten	101%	100%	102%
	ii. Primary	92.3%	93%	95%

	iii. JHS	72.2%	74%	80%
	iv. SHS	63%	65%	70%
<b>S/N</b>	<b>INDICATOR (Categorized by development dimension of agenda for jobs)</b>	<b>Baseline (2017)</b>	<b>Target 2020</b>	<b>Actual 2020</b>
8.	<b>Number of operational health facilities</b>			
	i. CHPS Compound	5	-	10
	ii. Poly Clinic	1	-	0
	iii. Health center	6	-	6
	iv. Hospital	1	-	2
9.	<b>Proportion of population with valid NHIS card</b>			
	i. Total (by sex)	F = 18,478 M = 14,301	-	F = 27,310 M = 19,919
	ii. Indigents	3967	-	6700
	iii. Informal	11565	-	15186
	iv. Aged	1664	-	2012
	v. Under 18 years	21549	-	19775

	vi. Pregnant women	1266	-	1,506
10.	<b>Number of births and deaths registered</b>			
	i. Birth		-	2362
	ii. Death			112
	Sex			F=58 M=54
	Age			0-14= 35 15-64=52 65+=25
<b>S/N</b>	<b>INDICATOR (Categorized by development dimension of agenda for jobs)</b>	<b>Baseline (2017)</b>	<b>Target 2020</b>	<b>Actual 2020</b>
11.	<b>Percent of population with sustainable access to safe drinking water sources</b>			
	i. <b>District</b>	69%	83.68%	80.63%
	ii. <b>Urban</b>	46%	55.78%	53.75%
	iii. <b>Rural</b>	23%	27.89%	26.87%
12.	<b>Proportion of population with access to improved sanitation services</b>			
	i. <b>District</b>	14%	40%	33%
	ii. <b>Urban</b>	9%	25%	23%

	<b>iii. Rural</b>	5%	15%	10%
13.	<b>Maternal mortality ratio (Institutional)</b>	77		1
14.	<b>Malaria case fatality ((Institutional)</b>	3		0
	i. Sex		-	F=2 M=0
	ii. Group		-	0
15.	<b>Number of recorded cases of child trafficking and abuse</b>		-	-
	<b>i. Child Trafficking (Sex)</b>	NIL		NIL
	<b>ii. Child abuse (sex)</b>	NIL		NIL
16.	<b>Percentage of road network in good condition</b>			
	Total (250 km)			
	Urban (250 km)	60%	30 km	20 km
	Feeder (315.75 km)	30%	60%	45%
	Trunk	-	-	-
S/N	INDICATOR (Categorized by development dimension of agenda for jobs)	Baseline (2017)	Target 2020	Actual 2020
17.	<b>Percentage of communities covered by electricity</b>			
	District	-	-	27.8%
	Rural	-	-	21.7%
	Urban	-	-	6.1%
18.	<b>Reported cases of crime</b>			
	i. Men	280		128
	ii. Women	15		10

	iii. Children	1		2
19.	<b>Percentage of annual action plan implemented</b>	86%	80%	84%
20.	<b>Number of communities affected by disaster</b>			
	i. Bushfire	12	7	2
	ii. Floods	21	12	0
	iii. Rainstorm	26	19	2

### ANNEX 3a: PROJECT REGISTER

N0	Project Title	Development Dimension Of Policy Framework	Location	Sector	Contractor	Contract Sum (GhC)	Source Of Fund	Date Of Award	Expected Date Of Completion	Payment To Date	Balance Outstanding	Status
1.	Construction of Area Council office block with landscaping of compound	Governance corruption and public accountability	Bomaa	Administration	Messrs Sages Consults GH. Ltd Sunyani	90,848.12	DACF	12/12/2011	12/6/2012	64,990.00	25,858.01	80% completed
2.	Supply of materials for the construction of 3Unit pavilion	Social development	Dumakwaee	Education	Works	-	IGF	May 2012		-	-	60%
3.	Completion of 1No. 5-Unit Classroom block at Presby JHS	Social development	Yamfo	Education	Therser Enterprise	115,921.82	DACF	15/12/14	April 2015	115,831	90.00	100% completed
4.	Cladding of 3 –Unit Classroom pavilion	Social development	Nsuapemkrom	Education	Fresh Cedi	50,762.34	DACF	Nov. 2011	June 2012	30,000.00	20,762.34	65%
5.	Construction of 1 No. 3-unit classroom block with office, store, 2 seater KVIP with urinal and supply of 90No. Dual desk, 6 No. Teachers table and chairs	Social development	Tanokrom	Education	M/S Multiwave Const. works	174,814.00	DACF	May 2016	Nov. 2016	130,446	44,368.00	90% completed
6.	Supply of materials for the construction of a 2 Unit KG	Social development	Apataasu	Education	Works	-	IGF	Oct, 2017		-	-	100%
7.	Construction of 1No. 3-Unit classroom block with office, store and supply of furniture	Social development	Duayaw Nkwanta R/C	Education	Kab Brothers Co. Ltd	179,921.70	DACF	April, 2018	October, 2018	174,085.99	5,835.71	100%
8.	Supply of materials for the construction of 3Unit Classroom block	Social development	Duayaw Nkwanta R/C 'A'	Education	Works Dept.	-	IGF	Sept. 2017		-	-	65%

9.	Construction of dormitory block at CHNTS	Social development	Tanoso	Health	R- Kostab Ltd	241,159.80	DACF	May 2019	October, 2019	135,331	105,828.80	75%
10.	Construction of 6 seater institutional latrine at Methodist School	Social development	Yamfo	Education	Dedsah Co. Ltd	59,082.14	DACF	May 2019	October, 2019	58,174.00	908.14	100%
11.	Construction of Police Post	Governance corruption and public accountability	Tanoso	Security	Lesse Co. Ltd	110,070.98	DACF	May, 2019	October, 2019	117,332.25	1,777.73	100%
12.	Drilling of 10No. bh fitted with hand pump	Social development	BOSTECH, Domeabra, Oheneakura, Mmourho, Dumakwai, Maamemeri, Prekesease, Mmirekyiekr om, Abuom, Twabidi	Water	Rif Connac ltd	234,591.00	DACF	May, 2019	October, 2019	234,091	500.00	100%
13.	Construction of CHPS Compound with 1 bedroom semi- detached staff Quarters	Social development	Bredi	Health	Rexhenduf Enterprise Ltd	249,341.40	DPAT	30 <sup>th</sup> Aug. 2019	February, 2020	229,090.60	20,250.80	100%
14.	Construction of 1No. 2 Bedroom semi-detached Nurses Quarters	Social development	Duayaw Nkwanta	Health	Dedsah Co. Ltd	240,663.15	DPAT	30 <sup>th</sup> Aug. 2019	February, 2020	228,155.33	12,507.82	100%
15.	Procurement and supply of 75 No. LV Poles	Social development	Municipal wide	Energy	E. K Senkyire LTD	67,980.00	DPAT II	April, 2020	June, 2020	67,980.00	-	100%
16.	Procurement and supply of 45 No. Streetlight	Social development	Selected communities	Energy	Sefasco Enterprise	40,788.00	DPAT II	April, 2020	June, 2020	40,788.00	-	100%
17.	Drilling and mechanization of 1No. Borehole for Health Centre	Social development	Duayaw Nkwanta	Health	Ahofadie Enterprise	37,433.00	DPAT II	April 2020	July, 2020	-	37,433.00	100%
18.	Rehabilitation of staff quarters to Isolation Centre	Social development	Bomaa Hospital	Health	Dedsah Company	49,414.00	DPAT II	April, 2020	May, 2020	46,943.00	-	100%
19.	Extension of water and	Social	D/Nkwanta	Water	Ahofadie	59,273.00	DPAT	April	June,	49,685.95	9,587.05	100%

	hand washing facilities to 6No. Markets	development	Bomaa Yamfo Adrobaa Tanoso Terchire		Enterprise		II	2020	2020			
20	Procurement and Supply of 75No. LV Poles	Environment Infrastructure and human Settlement	Municipal Wide	Energy	E. K. Senkyire Ltd	67,980.00	DPAT III	April 2020	June 2020			100%
21	Construction of 1No. 2 Bedroom semi-detached Staff Quarters	Social development	Duayaw Nkwanta	Health	Daddy Ben Enterprise	249,728.13	DPAT II	June, 2020	December, 2020	-	249,728.13	100%
22	Construction of 6 Bedroom Hostel facility for Yamfo College of Health	Social development	Yamfo	Health	Nanyoda Constech Ent.	253,660.49	DPAT II	June, 2020	December, 2020	-	253,660.49	80%
23	Procure and supply 200N0. Dual desks	Social development	Municipal wide	Education	Franlove Star ent.	45,011.00	IGF	July, 2020	August, 2020	45,011.00	-	100%
24.	Reshaping of 9km Susuanho Adagyamen Feeder Road	Environment Infrastructure and human Settlement	Susuanho Adagyamen	Road	Franlove Star Ent	48,420.00	DACF	Sept. 2020	Oct. 2020	-	-	100%
25.	Procurement and supply of 50No. LV Poles	Environment Infrastructure and human Settlement	Municipal Wide	Energy	E.K. Senkyre	36,050.00	DACF	Sept. 2020	Sept 2020	36,050	-	100%
26.	Procurement and maintenance of streetlights	Environment Infrastructure and human Settlement	Municipal Wide	Energy	Sefasco Enterprise	40,488.00	DACF	Oct. 2020	Nov. 2020	-	-	100%
27.	Reshaping of 10km Tanoso Adongo Feeder road	Environment Infrastructure and human Settlement	Tanoso Adongo	Road	Dedsah Company Ltd	50,100.00	DACF	Oct. 2020	Nov. 2020	-	-	100%
28.	Procurement and supply of 60No. LV Poles	Environment Infrastructure and human Settlement	Municipal Wide	Energy	Ahofachie Ent. Ltd	50,676.00	DACF	Oct. 2020	Nov. 2020	50,676	-	100%
29.	Construction of 2 Bedroom semi-detached Staff Quarters at St. John of God Hospital	Social Development	Duayaw Nkwanta	Health	Buicon Company Ltd	242,495.82	DPAT	Nov. 2020	May 2021			45%

30.	Construction of Teachers Quarters	Social Development	Buokrukruwa	Education	Judgild Ventures	246,272.88	DACF	Nov. 2020	May 2021	-	-	10%
31.	Construction of Dormitory Block for Boakye Tromo	Social Development	Duayaw Nkwanta	Education	Dedsah Comp. Ltd	293,641.68	DPAT	Nov. 2020	May 2021	-	-	5%
32.	Construction of 3 Unit Classroom Block with ancillary facilities	Social Development	Nsuapemkrom	Education	Nanyoda Constech Ent	276,656.64	DPAT	Nov. 2020	May 2021	-	-	10%
33.	Construction of 3 Unit Classroom Block with ancillary facilities	Social Development	Adagyamen	Education	Kas Brothers Com. Ltd	275,149.08	DPAT	Nov. 2020	May 2021	-	-	10%
34.	Construction of Isolation Ward for St. John God Hospital	Social development	Duayaw Nkwanta	Health	Sames Co. Ltd	336,323.48	NGGL	Nov. 2020	May 2021	100,897.04	-	20%

## GETFUND PROJECTS

<b>N0</b>	<b>Project Title</b>	<b>Development Dimension Of Policy Framework</b>	<b>Location</b>	<b>Sector</b>	<b>Contractor</b>	<b>Contract Sum (GhC)</b>	<b>Date Of Award</b>	<b>Expected Date Of Completion</b>	<b>Status</b>
1.	Construction of 3 Unit classroom block with ancillary facility	Social development	Nkurankan	Education	Dundil Investment Ltd	247,609.37	28 Feb., 2019	July, 2019	70%
2.	Construction of 6 Unit classroom block with ancillary facility at Mankranho	Social development	Mankranho	Education	Onyina Brothers	449,670.10	28 Feb., 2019	July, 2019	60%
3.	Construction of 6 Unit classroom block at Methodist School	Social development	Yamfo	Education	Kuffour Obiri Co. Ltd	448,949.60	July, 2019	December, 2019	100%
4.	Construction of 6 Unit Classroom block with ancillary at R/C School	Social development	Terchire	Education	Rexhenduf Ent. Ltd	449,779.60	July, 2019	December, 2019	100%
5.	Construction of 6 Unit Classroom block with ancillary	Social development	Nkwantabisa	Education	Kuffour Obiri Co. Ltd	449,114.60	July, 2019	December, 2019	90%
6.	Construction of 6 Unit Classroom block with ancillary at M/A JHS	Social development	Duayaw Nkwanta	Education	Joekona Co. Ltd	449,884.60	July 2019	December, 2019	100%
7.	Construction of 6 Unit Classroom block with ancillary at Pentecost M/A Primary	Social development	Duayaw Nkwanta	Education	Purple Families Co. Ltd	449,119.00	July 2019	December, 2019	100%
8.	Construction of 2Unit KG block R/C	Social development	Susuanso	Education	Mellis Properties Ltd	296,847.28	July 2019	December, 2019	100%
9.	Construction of 2Unit KG block at Basic school	Social development	Tanoano	Education	Dufred Ent.	297,817.41	July 2019	December, 2019	%
10.	Construction of 2Unit KG block at M/A school	Social development	Terchire	Education	Emma Glo Co. Ltd	298,896.41	July, 2019	December, 2019	100%
11.	Construction of 6 Unit Classroom block with ancillary facility	Social development	Dumakwai	Education	Sames Co. Ltd	445,685.74	25/11/2019	April, 2020	100%
12.	Construction of 6 Unit Classroom block with ancillary facility	Social development	Boaso	Education	Judgild Ventures	445,254.53	25/11/2019	April, 2020	100%
13.	Construction of 6 Unit Classroom block with ancillary facility at R/C	Social development	Yamfo	Education	Joekona Co. Ltd	449,751.75	31/12/2019	May, 2020	100%
14.	Construction of 2 Unit KG block	Social development	Subriso No.2	Education	Rexhenduf Enterprise	299,667.50	31/10/2019	March, 2020	100%
15.	Construction of 2 Unit KG block a Islamic school	Social development	Terchire	Education	Sames Co. Ltd	298,658.80	31/10/2019	March, 2020	100%
16.	Construction 6 seater W/C toilet facility	Social development	Dumakwai	Education	Judgild Ventures	176,865.05	31/12/2019	May, 2020	100%
17.	Construction 6 seater W/C toilet facility	Social development	Boaso	Education	Sames Co. Ltd	176,668.80	31/12/2019	May, 2020	100%
18.	Construction 6 seater W/C toilet facility at R/C	Social development	Terchire	Education	Emma Glo Co. Ltd	176,988.00	31/12/2019	May, 2020	100%
19.	Construction 6 seater W/C toilet facility at	Social development	Yamfo	Education	Espork Enterprise	176,130.15	31/12/2019	May, 2020	100%

	R/C								
20.	Construction 6 seater W/C toilet facility at SDA School	Social development	Terchire	Education	Asamili Ltd	176,371.65	10/08/2020	Dec. 2020	100%
21.	Construction 6 seater W/C toilet facility at Methodist School	Social development	Yamfo	Education	Asamili Ltd	176,050.35	10/08/2020	Dec. 2020	100%
22.	Construction 6 seater W/C toilet facility at R/C	Social development	Afrisipakrom	Education	G. SAG Ent.	176,718.15	10/08/2020	Dec. 2020	65%
23.	Construction 6 seater W/C toilet facility	Social development	Mankranho	Education	Lesse Co. Ltd	175,942.00	10/08/2020	Dec. 2020	75%
24.	Construction 6 seater W/C toilet facility	Social development	Nkwantabisa	Education	C. K. Jiheje	175,942.00	10/08/2020	Dec. 2020	90%
25.	Construction 6 seater W/C toilet facility at Methodist School	Social development	Bomaa	Education	Sames Co. Ltd	176,010.98	10/08/2020	Dec. 2020	100%
26.	Construction 6 seater W/C toilet facility at Pentecost	Social development	Duayaw Nkwanta	Education	Sames Co. Ltd	176,075.03	10/08/2020	Dec. 2020	100%
27.	Construction 6 seater W/C toilet facility at M/A	Social development	Duayaw Nkwanta	Education	Judgild Ventures	176,375.85	10/08/2020	Dec. 2020	100%
28.	Construction 6 seater W/C toilet facility at Islamic	Social development	Terchire	Education	Judgild Ventures	175,911.75	10/08/2020	Dec. 2020	100%

*NB: The Municipal Assembly has no information with regards to payment made to these contractors, even though the assembly awarded these projects.*

ANNEX 3B: PROGRAMME REGISTER

Programme Description	Development Dimension	Amount involved GHC	Source of funding	Date	Expected date of completion	Expenditure to date GHC	Outstanding balance	Implementation status	Total beneficiaries	Remarks
Training of PRCC and Assembly Members in Conflict Management	Social Development	14,955.00	DPAT	12 <sup>th</sup> March, 2020	12 <sup>th</sup> March, 2020	14,955.00	-	100%	43	
Orientation and Training workshop for Assembly members	Social Development	-	ILGS	7 <sup>th</sup> August, 2020	8 <sup>th</sup> August, 2020	-	-	100%	36	
Training of Budget Officers, Planning Officers and Human Resource Managers in budget preparation and HR planning	Social Development	10,000	DPAT	4 <sup>th</sup> November, 2020	4 <sup>th</sup> November, 2020	10,000	-	100%	16	

ANNEX 4: UPDATE ON REVENUE SOURCES FOR 2020

<b>Revenue Item</b>	<b>Baseline 2017</b>	<b>Actual 2018</b>	<b>Actual 2019</b>	<b>Budget 2020</b>	<b>Actual 2020</b>
IGF	1,014,651.27	759,150.40	1,003,794.69	1,098,992.37	953,709.42
DACF	1,575,877.63	1,185,031.63	2,006,269.70	3,776,587.69	1,954,057.54
MP' CF	133,546.27	292,132.16	339,407.68	583,500.00	361,412.27
PWDs CF	5,000.00	226,585.77	130,193.60	250,629.23	201,057.25
MSHAP	0	11,020.09	12,251.00	9,262.90	8,313.66
DPAT	12,968.33	522,633.00	1,050,022.18	946,782.61	748,293.15
Decentralised Dept. GOG- MOFA/MAG	37,500.00	77,283.32	174,709.45	165,922.80	183,410.12
Decentralised dept. GOG	21,575.81	59,878.66	11,065.04	68,578.34	53,798.06
Donor Fund	2,780.00	7,163.00	19,978.50	3,570.00	0.00
<b>TOTAL</b>	<b>2,803,899.31</b>	<b>3,140,878.03</b>	<b>4,747,691.84</b>	<b>6,903,825.94</b>	<b>4,464,051.47</b>

ANNEX 5: UPDATE OF EXPENDITURE FOR 2020

<b>Expenditure Item</b>	<b>Baseline 2017</b>	<b>Actual 2018</b>	<b>Actual 2019</b>	<b>Budget 2020</b>	<b>Actual 2020</b>
<b>Compensation</b>	1,995,049.64	2,085,473.07	2,484,458.09	3,605,494.17	3,598,576.24
<b>Goods &amp; Services</b>	984,527.38	1,290,901.42	517,219.71	442,287.40	400,467.89
<b>Investment</b>	-	-	0	0	0
<b>Assets</b>	1,404,208.11	1,722,858.26	3,660,128.62	2,309,694.25	1,168,942.35
<b>Total</b>	<b>2,902,835.31</b>	<b>5,099,232.75</b>	<b>6,661,806.42</b>	<b>6,357,475.82</b>	<b>5,167,986.48</b>

ANNEX 6: UPDATE ON CRITICAL DEVELOPMENT AND POVERTY ISSUES IN 2020

Critical Development & Poverty Issues	Allocation GH¢	Actual Receipt GH¢	No. beneficiaries	
			Targets	Actuals
Ghana School Feeding Programme	-	-	-	8,273
Capitation Grants	-	GH¢ 67,139.49	-	-
National Health Insurance Scheme			-	-
Livelihood Empowerment Against Poverty (LEAP) Programme		GH¢ 159,639.3	365	365
National Youth Employment Programme	-	-		641
One-District-One-Factory	-	-	-	-
One Village – One Dam Programme	-	-	-	-
One Constituency – One Million Dollars Programme	-	-	-	-
Free SHS	-	-	-	4,918
National Entrepreneurship and Innovation Plan ( NEIP)	-	-	-	-
Implementation of infrastructural for poverty B eradication programme ( IPEP)	-	-	-	-

ANNEX 7: UPDATE ON PM &E CONDUCTED

Name of The PM&E Tool	Policy/programme/ project involved	Consultant or resource persons involved	Methodology used	Findings	Recommendations
Participatory Rural Appraisal	Community Led Total Sanitation (CLTS)	<ul style="list-style-type: none"> <li>• Environmental Health Unit</li> <li>• Planning Unit</li> <li>• CWSA</li> </ul>	Focus Group Discussion Transect Walk Guided field Walk	<ul style="list-style-type: none"> <li>• Improve access to toilet facility.</li> <li>• No open defecation in selected communities</li> <li>• Improvement in general sanitation</li> </ul>	<ul style="list-style-type: none"> <li>• Extension of project to other unreached communities</li> <li>• Assembly should commit resources</li> </ul>
Checklist	Green Skills for Ghana Project (GSGP)	<ul style="list-style-type: none"> <li>• Planning Unit</li> <li>• Plan International Ghana</li> <li>• Women Integrated Development Organization (WIDO)</li> </ul>	Focus Group Discussion	<ul style="list-style-type: none"> <li>• Improve livelihood by beneficiaries</li> <li>• Use of natural resources as inorganic fertilizer</li> <li>• Beneficiaries have established Green Businesses</li> <li>• Industrial symbiosis</li> </ul>	Assembly should ensure sustainability of the project
Citizen Fora	Town Hall Meeting	Planning Officer, Budget Officer, Environmental Health Officer, Finance Officer, Head of Works, PRCC	Presentations Open forum	<ul style="list-style-type: none"> <li>• Inadequate information about the projects and programs implemented by the assembly</li> <li>• Agreement reached on 2020 on Fee Fixing Resolution</li> <li>• Community members aware of PRCC and Client Service Unit</li> </ul>	Quarterly community engagement