




Republic of Ghana



UNITED NATIONS
GHANA



GHANA 2025 VNR

VOLUNTARY NATIONAL REVIEW

Sustainable Development Goals (SDGs)







Ghana's Voluntary National Review Report on the Implementation of the 2030 Agenda for Sustainable Development

Published by: National Development Planning Commission, No.13 Switchback Road, Cantonments, Accra.

©National Development Planning Commission All rights reserved.

First printing: July 2025

Material in this publication may be freely quoted or reprinted, subject to acknowledgement.

This report is available on the NDPC website: www.ndpc.gov.gh





MESSAGE FROM THE PRESIDENT



John Dramani Mahama

President of the Republic
of Ghana

Ghana's journey towards achieving the Sustainable Development Goals (SDGs) under the 2030 Agenda reflects both resilience and determination amidst many challenges, both internal and external. Over the past decade, considerable progress has been made in aligning national development priorities with the 2030 Agenda. Economic growth in recent years has demonstrated the strength of Ghana's institutions and the enduring spirit of its people. Our Gross Domestic Product (GDP) has grown from 0.5% in 2020, following the Covid-19 pandemic, to 5.7% in 2024, driven largely by industry and services. Inflation continues to fall and the exchange rate has not only stabilised but appreciated considerably against the US dollar in the first half of 2025. This has contributed to a more stable macroeconomic environment that supports business activity and household welfare.

These gains are building blocks for a more prosperous and inclusive society. However, persistent challenges remain and must be addressed with renewed urgency. Economic inequality, high youth unemployment — particularly among the nearly 1.9 million young people who are not in education, employment, or training (NEET) — infrastructure deficits, environmental degradation, and regional disparities in health outcomes continue to constrain inclusive development. Structural dependence on a narrow range of exports, limited diversification, and vulnerability to external shocks, such as wide swings in commodity prices, further expose the fragility of progress. Addressing these issues is essential if Ghana is to fully attain the SDGs.





Looking ahead, we are committed to accelerating progress. Significant investments are being directed toward infrastructure, with plans to mobilise US\$10 billion under the “Big Push” initiative to upgrade roads, railways, energy systems, healthcare facilities, water supply, and education infrastructure. Digital transformation remains a priority, with ongoing efforts to expand e-governance systems, financial inclusion platforms, and digital public infrastructure to improve service delivery and accountability. The shift to a green economy is being advanced through initiatives in renewable energy, the circular economy, and nature-based solutions that enhance resilience and generate green jobs. Financing strategies will be strengthened by enhancing domestic revenue mobilisation and leveraging innovative mechanisms under the Integrated National Financing Framework (INFF).

Economic transformation will also be supported through accelerated industrialisation, particularly through the Feed Our Industries Programme, to build a more productive and competitive economy.

Finally, human capital development will be at the centre of Ghana’s efforts, with a strong focus on lifelong learning, health promotion, skills development, and inclusive participation to ensure that all citizens contribute to—and benefit from—national progress.

This Voluntary National Review reaffirms Ghana’s long-standing commitment to sustainable development. It also recognises the growing call for a unified long-term development plan that offers predictability, strategic direction, and consistency across political transitions. Ghana remains grateful for the collaboration and solidarity that have advanced shared goals. Achieving the SDGs requires continued cooperation, innovation, and collective resolve.

Ghana is committed to building a resilient, inclusive, and sustainable society—one that secures opportunity, dignity, and wellbeing for current and future generations. In the foreseeable future, progress will be defined by whether or not young people can find decent work after school, and whether or not worker earns decent wages, all within the context of sustainable production and consumption. Our aim is not growth for its own sake, but growth that is inclusive, equitable and transformative.

John Dramani Mahama
President of the Republic of Ghana



STATEMENT FROM THE **NATIONAL DEVELOPMENT PLANNING COMMISSION**



Nii Moi Thompson (PhD)

Chairman of the Commission and
Senior Advisor to the President on SDGs

Ghana's 2025 Voluntary National Review (VNR) marks the country's third report, following those submitted in 2019 and 2022. This year's VNR process built on lessons from previous ones, leveraging Ghana's well-established multi-stakeholder engagement mechanisms to ensure an inclusive, transparent, and participatory approach. The process engaged key actors across government, civil society, private sector, youth groups, academia, and development partners, ensuring that voices from all segments of society were reflected in the assessment of Ghana's progress towards the Sustainable Development Goals (SDGs).



Audrey Smock Amoah (PhD)

Ag. Director General

Recognising the evolving global and national development landscape, the 2025 VNR highlights the critical intersections of economic growth, social development, environmental sustainability and institutional responsiveness. Ghana's Medium-Term National Development Policy Framework (2022–2025) continues to align with the 2030 Agenda, ensuring that policies and programs drive sustainable and inclusive transformation. Special emphasis has been placed on climate resilience, digitalisation, gender equity, and economic recovery to enhance national and local-level SDGs implementation.

Over the past years, Ghana has faced unprecedented global and regional challenges, including the lingering effects of the COVID-19 pandemic, climate-induced





vulnerabilities, economic shifts, and geopolitical uncertainties. However, under the leadership of President Mahama and through strategic collaboration with the private sector, civil society, and development partners, Ghana has implemented bold recovery strategies, ensuring that progress toward the SDGs remains on course.

The theme for this year's High-Level Political Forum (HLPF), "Reinforcing Partnerships for Accelerated SDG Action," is timely. As we move towards the final stretch of the 2030 Agenda, it is imperative that we strengthen multi-stakeholder coordination, enhance financing for development, and harness innovation and technology to accelerate SDG implementation. Ghana remains committed to ensuring that no one is left behind, with a renewed focus on youth empowerment, sustainable livelihoods, and localising the SDGs to impact grassroots communities. Moving forward, Ghana will strengthen institutional capacity at both national and sub-national levels, ensuring that SDG implementation is data-driven, well-financed, and resilient to future shocks. The country will maximise opportunities under the Africa Continental Free Trade Area (AfCFTA), expand digital transformation efforts, and unlock innovative financing mechanisms to sustain development momentum. Addressing climate change, biodiversity loss, and socio-economic inequalities will remain at the heart of Ghana's sustainable development agenda.

We commend the dedication of all state and non-state actors, as well as our Development Partners, whose contributions have been instrumental in the success of the 2025 VNR process. As we reflect on Ghana's progress and challenges, we call for strengthened global solidarity and action to deliver on the SDGs. Together, let us harness our collective strengths, align our efforts, and drive meaningful change for a more resilient, prosperous, and sustainable Ghana.



Chairman of the Commission
and Senior Advisor to the
President on SDGs



Acting Director-General



STATEMENT FROM THE MINISTER FOR FINANCE



Dr. Cassiel Ato Forson, MP
Minister for Finance

As we enter the decisive last five years of the Sustainable Development Goals (SDGs), the 2025 Voluntary National Review (VNR) is vital. It allows us to reflect on our collective progress in implementing the SDGs amidst a complex global economic landscape and sheds light on our path to 2030. The progress made underscores both the resilience of our institutions and people, and the pressing need to mobilise greater financial, institutional, and human resources to accelerate gains.

We know that our nation's SDG progress has been uneven across geographic spaces and between genders over time. We are aware of the pressures that comes with limited employment opportunities for our youth and the impact of multidimensional poverty, which stands at 41.3%. In the recent past, spending on essential public services - education, health, and social protection - has not been adequate due to lack of fiscal space. At the Ministry of Finance, we recognise that improved domestic resource mobilisation and increased innovative and inclusive financing is what will fundamentally drive the achievement of the SDGs.

Thankfully, our economy is recovering strongly from the recent crisis as growth continues to be robust with the first quarter of 2025 recording a growth of 5.3 percent. Sound macroeconomic policies and fiscal discipline are driving significant improvements. Inflation has declined from 23.8 percent (Dec, 2024) to 18.4 percent (May,





2025), the currency is gaining strength, with a cumulative year-to-date appreciation of 43.4 percent as of 10th June 2025, and interest rates are declining. Together, these are lowering the cost of living, contributing to poverty reduction and creating a more favourable environment for development financing and private sector investment.

We are focused on mobilising additional resources to complement our efforts at translating these gains into tangible improvements in people's lives. Climate finance remains one of the pillars in our strategy, as the financing gap is projected to exceed US\$10 billion by 2030, particularly for energy transition, nature-based solutions, and resilience-building infrastructure. We will join forces with like-minded actors to strongly advocate for increased, predictable and concessional climate financing as well as just energy transition support. We are leveraging global mechanisms such as the Green Climate Fund (GCF), the Loss and Damage Fund and Climate Vulnerable Forum.

Domestically, we are urgently scaling-up domestic resource mobilisation and attracting private capital to offset declining and unpredictable ODA. Deliberate steps are being taken to strengthen subnational financing. Accordingly, we are pursuing an Integrated National Financing Framework (INFF) which aligns public and private finance with national and sub-national development priorities and SDGs. Financing for local authorities have increased and guidelines issued to channel resources into decentralised development. We expect ongoing reforms to enhance domestic resource mobilisation, reduce inefficiencies in public expenditure, and leverage innovative financing mechanisms, including SDG-linked budgeting.

In this final stretch of the 2030 Agenda, the Ministry of Finance reiterates its commitment to mobilising the resources - both domestic and external - needed to deliver on the SDGs. We, therefore, call on all stakeholders - development partners, the private sector, civil society, and citizens - to sustain the spirit of partnership, innovation, and accountability that underpins our objective of resetting the economy for prosperity, and leaving no one behind.

Together, we can unlock financial opportunities and capacities to create a more inclusive, resilient, and sustainable Ghana for current and future generations.



Dr. Cassiel Ato Forson, MP
Minister for Finance



STATEMENT BY THE UN RESIDENT COORDINATOR a.i



Mr Osama Makkawi Khogali
UN Resident Coordinator (ad interim)

Ghana's third Voluntary National Review, following those in 2019 and 2022, underscores the country's sustained commitment to the effective implementation of its development priorities. It is a clear reflection of Ghana's dedication to the principles of inclusive, equitable, and sustainable development, as enshrined in the 2030 Agenda for Sustainable Development and the African Union's Agenda 2063.

The UN Country Team in Ghana commends the Government of Ghana for its timely preparation of the 2025 VNR and for its unwavering leadership in advancing the Sustainable Development Goals (SDGs). This review demonstrates not only continuity in Ghana's development journey but also the maturity of its institutional frameworks, coordination mechanisms, and commitment to results-driven development.

The 2025 VNR illustrates notable progress in embedding the SDGs into national and subnational planning processes through a whole-of-government and whole-of-society approach. We commend Ghana for its strengthened data systems, the expansion of Voluntary Local Reviews, and its focus on evidence-based decision-making. These efforts reflect an encouraging shift toward more transparent, localised, and responsive





development planning, enabling policy actions that better address inequalities and development gaps.

Importantly, the identification of five high-impact SDG target-effective institutions, decent work, quality education, sanitation, and energy efficiency—and their alignment with the six global SDG transitions and the AU Agenda 2063 Moonshots demonstrate a bold and strategic response to the call for accelerated SDG implementation. This forward-looking approach reflects a clear understanding of the interconnected nature of development and the imperative to drive systemic transformation.

The UN Country Team reaffirms its strong partnership with the Government and people of Ghana in the implementation of the 2030 Agenda. We stand ready to support the continued alignment of policies, mobilisation of resources, and enhancement of capacities to deliver on the SDGs. Together, with renewed partnerships and shared responsibility, we can accelerate progress and ensure that no one is left behind.

The 2025 VNR is not only a record of progress, but also a catalyst for action. Ghana's participation for the third time presents a valuable opportunity to reflect, learn, and grow - building on what is working, identifying key challenges, and strengthening the path toward transformational change.

We encourage a culture of building on previous VNRs by systematically interrogating progress made on key recommendations. It is essential to monitor how these recommendations have been deliberately integrated into national development efforts, assess the tangible progress achieved, and ensure that lessons learned are used to strengthen continuity and accelerate sustainable growth.

The United Nations remains committed to working hand-in-hand with all stakeholders to help build a just, resilient, and prosperous for every Ghanaian.

Mr Osama Makkawi Khogali
UN Resident Coordinator (ad interim)



TABLE OF CONTENTS

PUBLICATION PAGE	2
MESSAGE FROM THE PRESIDENT	3
STATEMENT FROM THE NATIONAL DEVELOPMENT PLANNING COMMISSION	5
STATEMENT FROM THE MINISTER FOR FINANCE	7
STATEMENT BY THE UN RESIDENT COORDINATOR a.i	8
TABLE OF CONTENTS	9
LIST OF TABLES	11
LIST OF FIGURES	11
LIST OF ACRONYMS	14
HIGHLIGHTS	15
INTRODUCTION	17
HIGHLIGHTS ON OUTCOMES OF 2019 AND 2022 VNR RECOMMENDATIONS	18
POLICY AND ENABLING ENVIRONMENT	20
METHODOLOGY AND PROCESS FOR PREPARATION OF THE REVIEW	21
LEAVE NO ONE BEHIND	24
GHANA'S COMMITMENT TO ACCELERATING SDGS ATTAINMENT: GHANA'S SDG PRIORITY TARGETS AND THE SIX TRANSITIONS	26
STATUS OF INDICATORS	27
GOAL 1 END POVERTY IN ALL ITS FORMS EVERYWHERE	28
GOAL 2 END HUNGER, ACHIEVE FOOD SECURITY AND IMPROVED NUTRITION AND PROMOTE SUSTAINABLE AGRICULTURE	32
GOAL 3 ENSURE HEALTHY LIVES AND PROMOTE WELLBEING FOR ALL AT ALL AGES	38
GOAL 4: ENSURE INCLUSIVE AND EQUITABLE EDUCATIONAND PROMOTE LIFELONG LEARNING OPPORTUNITIES FOR ALL	48





GOAL 5 ACHIEVE GENDER EQUALITY AND EMPOWER ALL WOMEN AND GIRLS	53
GOAL 6 ENSURE AVAILABILITY AND SUSTAINABLE MANAGEMENT OF WATER AND SANITATION FOR ALL	59
GOAL 7 ENSURE ACCESS TO AFFORDABLE, RELIABLE, SUSTAINABLE, AND MODERN ENERGY FOR ALL	63
GOAL 8 PROMOTE SUSTAINED, INCLUSIVE, AND SUSTAINABLE ECONOMIC GROWTH, FULL AND PRODUCTIVE EMPLOYMENT, AND DECENT WORK FOR ALL	68
GOAL 9 BUILD RESILIENT INFRASTRUCTURE, PROMOTE INCLUSIVE AND SUSTAINABLE INDUSTRIALISATION AND FOSTER INNOVATION	73
GOAL 10 REDUCE INEQUALITY WITHIN AND AMONG COUNTRIES	78
GOAL 11 MAKE CITIES AND HUMAN SETTLEMENTS INCLUSIVE, SAFE, RESILIENT AND SUSTAINABLE	81
GOAL 12 ENSURE SUSTAINABLE CONSUMPTION AND PRODUCTION PATTERNS	85
GOAL 13 TAKE URGENT ACTION TO COMBAT CLIMATE CHANGE AND ITS IMPACTS	89
GOAL 14 CONSERVE AND SUSTAINABLY USE THE OCEANS, SEAS AND MARINE RESOURCES FOR SUSTAINABLE DEVELOPMENT	93
GOAL 15 PROTECT, RESTORE AND PROMOTE SUSTAINABLE USE OF TERRESTRIAL ECOSYSTEMS, SUSTAINABLY MANAGE FORESTS, COMBAT DESERTIFICATION, AND HALT AND REVERSE LAND DEGRADATION AND HALT BIODIVERSITY LOSS	97
GOAL 16 PROMOTE PEACEFUL AND INCLUSIVE SOCIETIES FOR SUSTAINABLE DEVELOPMENT, PROVIDE ACCESS TO JUSTICE FOR ALL AND BUILD EFFECTIVE, ACCOUNTABLE AND INCLUSIVE INSTITUTIONS AT ALL LEVELS	101
GOAL 17 STRENGTHEN THE MEANS OF IMPLEMENTATION AND REVITALISE THE GLOBAL PARTNERSHIP FOR SUSTAINABLE DEVELOPMENT	107
LOCALISATION OF THE SDGs	114
MEANS OF IMPLEMENTATION	118
CONCLUSION AND RECOMMENDATIONS	123
SDGs CASE STUDIES	125
BIBLIOGRAPHY	133



LIST OF TABLES

Table 1: Social protection interventions and beneficiaries	29
Table 2: Categories of Special Needs among LWSNs in TVIs	49
Table 3: Challenges in training LWSNs	50
Table 4: Women Representation in Public Life, 2017-2024	56
Table 5: Electricity Distribution Reliability, 2021-2024	63
Table 6: Proportion of Population with Access to Electricity by Region, 2020–2024	64
Table 7: initiatives towards promoting renewable energy	87
Table 8: Trends of Greenhouse Gas Emissions by Sectors	91
Table 9: Climate change education efforts	91
Table 10: Ghana Ocean Health Index, 2016-2024	95
Table 11: Degraded areas restored under GFPS, 2017-2023, hectares	99
Table 12: Public Perception on Inclusiveness in Decision-Making of Government	104

LIST OF FIGURES

Figure 1:Poverty rates, 1998 to 2025, %	28
Figure 2: Multidimensional poverty, 2011, 2017 & 2023, percent	28
Figure 3: Multidimensional poverty, by Sex, dimension, locality, 2023 (%)	28
Figure 4: ODA as share of GNI, 2016-2022, (%)	30
Figure 5: Spending on essential services as share of total government expenditures, 2016-2023, (%)	30
Figure 6: Prevalence of Undernourishment	32





Figure 7: Prevalence of Food Insecurity	32
Figure 8: Prevalence of Stunting by locality and sex, 2008, 2014 and 2022, %	33
Figure 9: Prevalence of wasting by locality and sex, 2008, 2014 and 2022, %	33
Figure 10: Prevalence of Overweight by locality and sex, 2008, 2014 and 2022, %	33
Figure 11: Prevalence of Aneamia in children and women	35
Figure 12: Official Development assistance to agriculture sector, 2015 to 2022; US\$	36
Figure 13: Maternal Mortality, 2017-2023, per 100,000 live births	38
Figure 14: Maternal care, 2003 to 2022, %	39
Figure 15: under-five and neonatal mortality per 1000 livebirths	40
Figure 16: HIV incidence and prevalence, 2019-2023, per 1000 population	41
Figure 17: TB incidence per 100,000 population, 2019-2023	42
Figure 18: TB case detection and TB success rates, 2019-2023	42
Figure 19: Malaria incidence per 1,000 population, 2019-2023	42
Figure 20: Trends in prevalence of hypertension and diabetes, 2019-2023,	43
Figure 21: Contraceptive use among women 15-49 years, percentage	43
Figure 22: Adolescent pregnancies, 2000-2024, 1000 adolescent females	44
Figure 23: Health worker density, 2019-2023; per 10,000 population	46
Figure 24: National Completion Rates at Primary, JHS, and SHS Levels, 2016/17–2022/23	48
Figure 25: Public Pre-Tertiary enrolment by sex	49
Figure 26: Technical Universities enrolment by sex	49
Source: Ghana TVET Report, 2023; Ministry of Education	
Figure 27: Completion of Programme by LWSNs	49
Figure 28: Gender Parity	50
Figure 29: Proportion of teachers with minimum required qualifications, 2020 - 2024 (%)	52
Figure 30: Key components of the affirmative law	53



Figure 31: Proportion of ever-partnered women and girls aged 15 years and older subjected to violence by a current or former intimate partner in the previous 12 months	54
Figure 32: Sexual violence by non-intimate partner, 2022, %	54
Figure 33: Reported cases of rape and defilement, 2018-2024	55
Figure 34: Age of married for women aged 20-24 years, 2018 and 2022, %	55
Figure 35: Proportion of women solely making decision regarding their own health, 2008 to 2022, %	57
Source: Ghana Demographic and Health Survey, 2008, 2014 and 2022; Ghana Statistical Service	
Figure 36: Women making their own decision regarding sex, contraceptive and reproductive health, 2022, %	57
Figure 37: Gender wage gap, 2022, sector of employment; %	57
Figure 38: Employment sector of females, 15 years and older, %	57
Figure 39: Water Service Levels, 2022; %	59
Figure 40: At least basic water services, 2022, by region, %	59
Figure 41: Sanitation Service levels, 2022, %	60
Figure 42: Basic Hygiene Service, 2022 and 2023, %	60
Figure 43: Water Quality Index, 2019-2024, %	61
Figure 44: Level of Water Stress, 2019-2024, m ³ /person	62
Figure 45: Degree of Integrated Water Resources Management	62
Figure 46: Trends in National, Urban, and Rural Electricity Access, 2016–2024	63
Figure 47: Electricity Consumption per capita (kWh), 2015-2025	64
Figure 48: Population using LPG for cooking, 2016-2024, %	65
Figure 49: Population using electricity for cooking, 2016-2024, %	65
Figure 50: Renewable Energy Share in Total Final Energy Consumption, 2020–2024	66
Figure 51: Growth in Real GDP per capita, 2017 - 2020, (%)	68
Figure 52: Informal employment, 2000-2023, %	68
Figure 53: Informal employment by sector	69





Figure 54: Unemployment rate, by sex, age, and persons with disabilities	69
Figure 55: Proportion of youth (aged 15–24 years) not in education, employment, or training	70
Figure 56: Tourism direct GDP as a proportion of total GDP and in growth rate	71
Figure 57: Bank branches and ATM, 2017-2023, per 100,000 adult population	71
Figure 58: Number of passenger and freight volumes by air, 2019-2024, Tonnes	73
Figure 59: Passenger numbers and freight volumes by Rail transport, Tonnes	73
Figure 60: Marine Freight volume (tonnes) and Container Traffic (TEU) by marine	74
Figure 61: Inland water freight(tonnes) and Passenger (numbers)	74
Figure 62: Road infrastructure, 2021-2024	75
Figure 63: Manufacturing value added as a proportion of GDP and per capita	75
Figure 64: Manufacturing employment as a proportion of total employment, 1992-2021, %	76
Figure 65: Research and development expenditure as a proportion of GDP	76
Figure 66: Proportion of population covered by a mobile network, by technology	77
Figure 67: Cost and Corridor fees for remitting USD\$200 to Ghana, 2016-2023, %	79
Figure 68: Disaster Occurrence, 2021-2024, per 100,000 population	81
Figure 69: Disaster interruptions 2021-2024, number	81
Figure 70: Annual mean levels of fine particulate matter PM2.5, 2021-2023, $\mu\text{g}/\text{m}^3$	83
Figure 71: Renewable share of total electricity generation capacity, 2016-2023, %	87
Figure 72: Installed renewable energy-generating capacity. 2016-2023, Watts per capita	87
Figure 73: Article 6 Projects	90
Figure 74: Area affected by Fire, 219-2023; Ha	98
Figure 75: Population admitting to giving bribe to public officer, 2013,2017, 2022 & 2024; %	102
Corruption in Ghana – People’s Experiences and Views, 2022, United Nations Office on Drugs and Crime	



Figure 76: Corruption Perception Index , 2016-2024,	102
Figure 77: Total expenditure as a share of approved budget, 2016 - 2023, (%)	103
Figure 78: Public Perception of inclusiveness in decision making of government, 2024, National	103
Figure 79: Perception of governance responsiveness, 2024, %	104
Figure 81: Birth Registration Coverage, 2016-2024; %	104
Figure 82: Number of right to information Requests, 2020-2023,	105
Figure 83: Human Rights Complaints, 2016-2023, Thousands	106
Figure 83: Human Right Cases by type, 2016- 2023	106
Figure 84: Total revenue as proportion of GDP, 2016-2023, %	107
Figure 85: Sources of Government Revenue, 2016-2023; %	107
Figure 87: Proportion government expenditure funded by taxes, 2016-2023; %	107
Figure 88: Remittances as proportion of GDP, 2019-2023, GHS	108
Figure 88: Key features of investment promotion regime	109
Figure 89: 2024 summary of registered projects	110
Figure 90: Fixed Broadband subscriptions, 2016-2023, per 100 inhabitants	110
Figure 91: Death Registration, 2016-2022, totals and %	112
Figure 92: Death registration by region and Sex, 2023, %	112
Figure 93: SDGs Prioritised Targets for Ghana	123



LIST OF ACRONYMS

AGI	Association of Ghana Industries
AHIES	Annual Household Income and Expenditure Survey
AIDS	Acquired Immunodeficiency Syndrome
ATM	Automatic Teller Machine
AU	African Union
BECE	Basic Education Certificate Examination
CAIDI	Customer Average Interruption Duration Index
CHRAJ	Commission of Human Rights and Administrative Justice
CPP	Climate Prosperity Plan
CSO	Civil Society Organisations
DEP	Diaspora Engagement Policy
ECG	Electricity Company of Ghana
EITI	Extractive Industries Transparency Initiative
EPA	Environmental Protection Agency
FDI	Foreign Direct Investment
FGM	Female Genital Mutilation
FIES	Food Insecurity Experience Scale
GDHS	Ghana Demographic and Health Survey
GDP	Gross Domestic Product
GFPS	Ghana Forest Plantation Strategy
GHG	Green House Gases
GIPC	Ghana Investment Promotion Centre
GNI	Gross National Income



GSE	Ghana Stock Exchange
GSS	Ghana Statistical Service
HIV	Human Immunodeficiency Virus
HLMC	High-Level Ministerial Committee
IAFF	Integrated Assembly Financing Framework
ICC	Implementation Coordination Committee
IHR	International Health Regulations
INFF	Integrated National Financing Framework
IPRT	Integrated Planning and Reporting Toolkit
IUU	Illegal, unregulated and unreported
JHS	Junior High School
JMP	Joint Monitoring Programme for Water Supply, Sanitation and Hygiene
KG	Kindergarten
LEAP	Livelihood Empowerment Against Poverty
LNOB	Leave No One Behind
LPG	Liquified Petroleum Gas
MMDA	Metropolitan, Municipal and District Assembly
MOF	Ministry of Finance
MVA	Manufacturing Value Added
NADMO	National Disaster Management Organisation
NAP	National Adaptation Plan
NCD	Non-Communicable Diseases
NCM	National Coordination Mechanism
NDC	National Determined Contributions
NDPC	National Development Planning Commission
NHIS	National Health insurance scheme
NPAP	Ghana National Plastic Action Partnership
NSDS	National Strategy for the Development of Statistics
ODA	Official Development Assistance
OHI	Open Health Index
OPD	Out-Patient Department





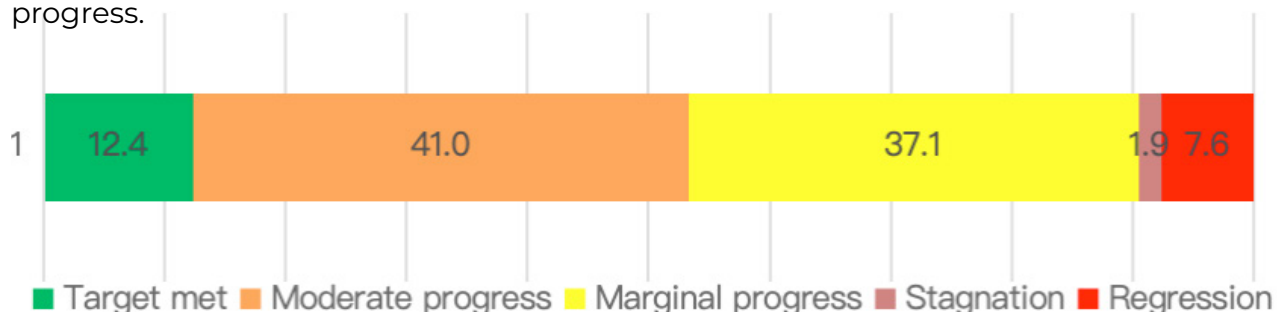
PPA	Public Procurement Authority
SAIDI	System Average Interruption Duration Index
SAIFI	System Average Interruption Frequency Index
SCP	Sustainable Consumption and Production
SDG	Sustainable Development Goals
SHS	Senior High School
SMS	Short Message Service
SPP	Sustainable Public Procurement
TB	Tuberculosis
TVET	Technical and Vocational Education and Training
UHC	Universal Health Coverage
UN	United Nations
UNDP	United Nations Development Programme
UNECA	United Nations Economic Commission for Africa
UNEP	United Nations Environment Programme (UNEP)
UNFPA	United Nations Population Fund
UNHCR	United Nations High Commissioner for Refugees (UNHCR)
UNICEF	United Nations Children's Fund
UNIDO	The United Nations Industrial Development Organization
VLR	Voluntary Local Review
VNR	Voluntary National Review
WASH	Water, Sanitation and Hygiene
WHO	World Health Organisation
WTO	World Trade Organisation



HIGHLIGHTS

Overall Performance of indicators

Ghana's 2025 VNR report tracked a total of 105 indicators. Out of the total, 12.4 percent have achieved their targets, while 78.1 percent have attained moderate and marginal progress.



Notable performance

1. Despite notable progress in reducing undernourishment and food insecurity, nearly 2 million Ghanaians still lack sufficient dietary energy—placing the country off track to fully eliminate hunger by 2030.
2. Ghana has achieved significant reductions in child stunting and wasting over the past two decades, yet malnutrition persists in rural and northern regions, threatening equitable progress toward ending all forms of child undernutrition by 2030.
3. Maternal mortality in Ghana remains more than four times above the SDG target, with slow progress and stark regional disparities threatening the country's ability to achieve safe motherhood for all by 2030.
4. Ghana has made significant strides in reducing under-five and neonatal mortality, but gaps in newborn care and health system capacity threaten the country's ability to fully meet 2030 child survival targets.
5. Ghana's passage of a landmark Affirmative Action law in 2024 marks a major step toward institutionalising gender equality, setting ambitious targets for women's representation in governance by 2030.
6. Tourism in Ghana is rebounding post-pandemic, with rising job creation and diaspora engagement through the Beyond the Return initiative—yet sectoral GDP contributions remain below pre-COVID levels.





7. Despite generating over 1 million tons of plastic waste annually, with minimal recycling rates, Ghana is scaling up national and global partnerships to curb pollution and advance a circular economy for plastics.
8. Resilient remittance flows have become Ghana's most significant external financial resource, surpassing FDI and grants and reinforcing household incomes and national reserves despite global and domestic shocks.

U-Report

U-report is a free SMS-based tool for community participation designed to address issues Ghanaians care about. SMS polls and alerts are sent to U-reporters and real-time response information is collected. Results and ideas are shared back with the community and government. As part of the review of Ghana's progress on implementation of the SDGs, UNICEF conducted a U-report on June 19, 2025 to elicit the views of the youth on the SDGs. 69 percent of the respondents were between the ages of 20 to 34, while 27 percent were more than 35 years. The remaining 4 percent were below 19 years. The result is presented as follows:

Youth assessment of SDGs implementation – U Report

Youth respondents	Responders: 2,118
	Response rate [83%]; [male [67%], female [33%]
1. Has Ghana focused enough on young people's development?	Yes [39%], No [41%] and No Sure [20%]
2. Which area has youth contributed much to the SDGs?	Education
3. Which SDG areas benefit Persons with Disabilities (PWDs) the most?	Education and Health
4. Where has Ghana made the least progress?	Poverty and Sanitation
5. Where has Ghana made the most progress?	Education
6. What support do young people need the most to help make development in Ghana all-around?	Training, funding and employment



Conclusion

1. Ghana's 2025 VNR affirms a deep and consistent national commitment to the 2030 Agenda, grounded in a whole-of-government and whole-of-society approach.
2. Notable gains have been made in education access, maternal health services, digital inclusion, and social protection coverage.
3. However, persistent and emerging challenges such as rising multidimensional poverty, regional inequalities, anaemia, high maternal mortality, underemployment of youth, and inadequate infrastructure continue to impede progress.
4. The report also underscores the urgency of reorienting national efforts from fragmented interventions toward catalytic, synergistic, and cross-sectoral investments, particularly in five SDG priority targets aligned with six transitions and AU Agenda 2063 moonshots.

Recommendations

1. Accelerate Implementation of High-Impact SDG Targets (SDG 16.6), decent work (8.5), basic education (4.1), sanitation (6.2), and energy efficiency (7.3)
2. Localise and Finance the SDGs strategically at all levels
3. Strengthen Data Systems and Evidence-Based Planning
4. Promote Inclusive Growth and Economic Transformation including Leveraging AfCFTA opportunities.
5. Invest in Human Capital and Resilience
6. Enhance Governance, Accountability, and Partnerships





INTRODUCTION

Introduction

Ghana's development pathway continues to be shaped by the principles of equity, resilience, and inclusivity enshrined in its 1992 Constitution. The constitutional imperative for governments to promote just and balanced national development remains central to the country's long-standing engagement with global development agendas. In this spirit, Ghana's commitment to the 2030 Agenda for Sustainable Development remains resolute, evidenced through sustained efforts to localise the Sustainable Development Goals (SDGs), monitor progress, and engage stakeholders at all levels.

The preparation of this third Voluntary National Review (VNR) offers an opportunity for the country to assess its journey since the last report in 2022, take stock of progress, identify persistent and emerging challenges, and re-energise collective action to accelerate SDG implementation.

Integration and Coordination Mechanisms
Ghana's SDG implementation continues to rely on an established coordination architecture. The High-Level Ministerial Committee, the SDG Implementation Coordinating Committee (ICC), and the Technical Committee, supported by the National Development Planning Commission (NDPC), work collaboratively with a wide range of stakeholders. These include Ministries, Departments and Agencies (MDAs), Metropolitan, Municipal and District Assemblies (MMDAs), civil society organisations, the private sector,

academia, traditional leaders, persons with disabilities, women, youth, and international development partners. To enhance vertical and horizontal coherence, selected local governments participated in Voluntary Local Reviews (VLRs) which complement this national-level assessment, offering grounded insights and experiences into local SDG progress and challenges.

Framing the Next Phase of Action

While we approach the terminal point of Agenda 2030, Ghana's 2025 VNR provides a sobering but actionable account of its SDG performance. It reflects both the opportunities and constraints that shape national efforts—from mobilising adequate financing and leveraging digital innovation, to addressing climate vulnerability and youth unemployment.

The report reiterates Ghana's long-standing vision of becoming a resilient, inclusive, and prosperous nation and reaffirms the importance of solidarity, systems transformation, and results-driven leadership in accelerating SDG achievement. The findings are expected to inform adjustments in national policy, deepen multistakeholder collaboration, and galvanise momentum for the Decade of Action and Delivery. We present this report as a call for renewed partnership and urgent transformation—towards a just future for every Ghanaian, and for the planet we all share.



HIGHLIGHTS ON OUTCOMES OF 2019 AND 2022 VNR RECOMMENDATIONS

The 2030 Sustainable Development Agenda adopted in 2015, commenced implementation from 2016. After that adoption was a review of the SDG indicators to identify data availability and gaps in Ghana. A baseline report on the SDGs was prepared in 2018 to provide base information on which indicators the country could measure in subsequent reviews.

Experience Sharing and Peer Learning: The preparation of the maiden voluntary national review was an opportunity the country leveraged to strengthen the system to continually assess the SDGs using the whole government and whole society approach. Besides sharing the country's early years' experiences on progress on the SDGs, it also provided the platform for sharing lessons on Ghana's enviable SDG coordination and implementation structure. Sharing these stories on coordination and partnership attracted countries, individuals and experts to learn from Ghana. The country organised side events at the High-Level Political Forum (HLPF) on building partnership for the SDGs in 2019, WASH in

2023 and strengthening local reporting of the SDGs in 2024. These events in addition to other collaborative ones with partners and countries like National African Peer Review Mechanism Governing Council (APRM-GC) and APRM Continental Secretariat, OECD, Kenya, Uganda among others opened the country to more partnerships to build capacity for the SDG as well as innovative resource mobilisation to increase investment in accelerating implementation of the SDGs.

Improved Statistics and Sustained Reporting: The 2019 VNR also positioned the country to strengthen data generation from surveys and administrative data sources for reporting. The Ghana Statistical Service (GSS) serve benefited from partnership both traditional and non-traditional sources in sustainably reporting on the agenda. The GSS Service collaborated with the United Kingdom's Office for National Statistics (ONS) to enhance data-driven policy decisions for Sustainable Development Goals (SDGs). The partnership has led to improvements in Ghana's statistical capacity, including automation of Consumer Price Inflation





(CPI) computation and better use of telecom data for tracking internal mobility. The collaboration has further extended to strengthening data science capabilities; improving the accessibility of official statistics and leveraging mobile phone data for policy planning, disaster response, and economic analysis. This and similar collaboration saw progressive reporting of SDG indicators from 66 in 2019 to 102 and 105 in this third VNR.

In view of this there has been growing demand for the use of the VNR. Ghana's CSO Platform on the SDGs has prepared two shadow reports alongside the VNR. In 2022, the youth group from the CSO platform prepared their Youth VNR with the technical support of the National Development Planning Commission.

Local Reporting on SDGs (VLR): The improved statistics and capacity in SDG reporting in recent times has trickled down to the subnational level. The interest and demand were noted in 2020 where the City of Accra under the Accra Metropolitan Assembly prepared its first Voluntary Local Review. Since then, six (6) local authorities have prepared their VLRs under the Joint SDG Fund and Engagement Global with more to follow in the near future.

Strengthened Coordination at the UN Level: The UN Country Team (UNCT) continues to reinforce national alignment and ownership of the SDGs, in line with the recommendations of Ghana's 2022 Voluntary National Review (VNR). Through strategic advocacy, coordinated action, and multi-stakeholder engagement, the UN has further strengthened internal coherence, reduced duplication, and improved support to national institutions. The Resident Coordinator's Office has played a key role in facilitating VNR

processes by enhancing coordination among UN Agencies and engaging with the other development partners. Insights from the VNR will be informing the design of the new Ghana UN Sustainable Development Cooperation Framework 2025-2030.

Aligned with the 2022 VNR's call for resilient public systems and decentralised governance, the UN is supporting initiatives such as the Joint SDG Localisation Acceleration Project and the Smart SDGs Cities Programme. These efforts promote local ownership, build sub-national capacity, and lay the groundwork for integrating Voluntary Local Reviews (VLRs) into Ghana's SDG reporting.

Growing Interest and Support by the Private Sector: VNR has become an important tool for engaging in the private sector and academia to support the SDGs. Institutions under the Ghana Club 100, Private Enterprise Federation, Association of Ghana Industries, University of Environment and Sustainable Development (UESD) among others have registered growing interest in the SDGs through VNR process. The review processes have captured innovations and intervention towards the SDGs by these institutions. These collaborations will be deepened to attain the SDGs.

Prioritisation of National Policies and Strategies: Insights from the VNRs have informed the adjustment of the countries strategies and actions for achieving the SDGs. Recommendations from 2019 and 2022 VNRs partly informed the analysis and selection of five priority targets (SDG Targets 16.6, 8.5, 4.1, 6.2, and 7.3) of focus in accelerating the implementation of the sustainable development goals.



POLICY AND ENABLING ENVIRONMENT

The growing policy space and environment has supported the facilitation and implementation of international commitments such as the 2030 Sustainable Development Agenda. Since the adoption of the 2030 Sustainable Development Agenda and the AU Agenda 2063, they have been integrated into Ghana's policy formulation, and its attendant medium-term planning and budgeting processes at the national and subnational levels. Both commitments were mainstreamed in the Ghana Shared Growth and Development Agenda (GSGDA II 2014-2017); and Agenda for Jobs-Creating Prosperity and Equal Opportunities for All for the period 2018-2021.

The Integrated Planning and Reporting Toolkit (IPRT) which is linked to Integrated National Financial Frameworks (INFF) is a web based application deployed by UNECA to help African countries align their national development plans with both the 2030 Agenda for Sustainable Development and Agenda 2063. Ghana tapped into this opportunity to strengthen its SDG and AU Agenda 2063 particularly for its current policy framework and plans for 2022-2025. The IPRT recorded an alignment of about 77 percent to the SDGs and 69.45 percent for the AU Agenda 2063. Comparable alignment is notable in the UN Sustainable Development Cooperation Framework (UNSDCF) 2023–2025 for Ghana which serves as a strategic

blueprint for guiding the UN's support for Ghana's national development priorities and the Sustainable Development Goals (SDGs).

To ensure a functional policy environment, the OECD-APRM Institutional Scan in 2023 assessed Ghana's mechanisms for policy coherence for sustainable development (PCSD), supporting both the 2030 Agenda and Agenda 2063. The Scan which focused on eight guiding principles, indicates that Ghana has a strong political and leadership commitment towards SDG and AU Agenda 2063 implementation. To sustain the SDG and AU Agenda 2063 implementation, the Scan revealed the need for more evaluations particularly within the framework of leaving no one behind.

Over the period, there has been a call to strengthen policy implementation through building synergies and prioritisation to accelerate implementation of the SDGs and AU Agenda 2063. The AU Agenda 2063 Second Ten-Year Implementation Plan (STYIP 2024-2033) introduced seven moonshots representing Africa's ambitions for the decade. The Moonshots provide the basis for rationalising and prioritizing interventions to accelerate implementation for the decade. Similarly, Ghana's SDGs Transformation and Commitments indicates five priority targets which represents the accelerators





for the SDGs. Strengthening synergies and prioritisation of policies and intervention for the next five years promises impactful results.

A strong and sustained ownership of the SDGs is recognised across the country. This is expressed in Ghana's 'whole-of-society' and 'whole-of-government' approach to the SDGs. Ghana continues to engage its wide range of stakeholders for reviews and strategic engagements on the SDGs. The key stakeholders include government officials, the private sector,

CSOs, development partners, women, children, youth, PWDs, religious and traditional leaders, and academia, among others. This has fostered ownership at both the national and sub-national levels. Ownership has been ensured in the entire process of SDGs implementation, monitoring, as well as dissemination and awareness creation. There is, however, more room for improvement with regards to ownership for the AU Agenda 2063 and with regards to leveraging human rights processes and mechanisms for SDG advancement.



METHODOLOGY AND PROCESS FOR PREPARATION OF THE REVIEW



The preparation of Ghana's Voluntary National Reviews (VNRs) over the years has ensured its alignment with the decentralized planning system, broader stakeholder participation, and evidence-based analysis. A key component of the VNR process since its inception has been stronger and wider multi-stakeholder engagements, encompassing government agencies, civil society, the private sector, academia, development partners and local authorities. The preparation of this VNR was guided by a participatory and inclusive process that prioritized meaningful engagement,

transparency, and data credibility. Innovations in stakeholder engagement included digital platforms, SMS surveys, community dialogues, and local-level validation forums. In line with the principle of Leaving No One Behind, the review process intentionally included voices from marginalized groups, including youth, women, persons with disabilities, older persons, and rural populations.

The 2025 VNR commenced with a launch to introduce and raise awareness of the process and garner the necessary support for the review. The virtual launch event





was attended by targeted government and non-government stakeholders. Representatives from other member states and organisations participated in the meeting to understand and interact with Ghana's plan for the 2025 VNR process.

As with previous reviews, significant emphasis was placed on evidence-based information, as guided by the 2025 Edition of the VNR Handbook. The process leveraged strong collaboration with the Ghana Statistical Service (GSS), the National Statistical Office in Ghana, to compile data from both traditional and non-traditional sources, benefiting from improved statistical infrastructure and the implementation of the Data for Development Strategy. An initial consolidated framework comprising approximately 105 indicators was compiled based on data availability, relevance, and timeliness. Traditional sources included the 2021 Population and Housing Census, 2022 Ghana Demographic Health Survey, 2024 Multidimensional Poverty Report, 2023 Ghana National Human Development Report, Annual Household

Income and Expenditure Surveys for 2023 and 2024, and administrative records of government Ministries and Agencies.

Innovative non-traditional data sources, such as citizen data app for local level and earth observation for monitoring specific SDGs, provided real-time development data, supplementing data compiled and addressing data gaps. Additional data were gathered through the 2025 U-Report using a free SMS platform supported by UNICEF Ghana Country Office. To provide in-depth information on LNOB, the VNR incorporated progress, challenges, and lessons from four Voluntary Local Reviews prepared by nine district assemblies.

A first-level consultation was held in April with stakeholders, including the private sector, youth groups, development partners, and the SDG Technical Committee, to review compiled data and address notable gaps. Case study templates designed to solicit innovative interventions around SDG implementation were shared with all stakeholders to complement data gathered.





Technical engagement with the President on the 2025 VNR

Technical Committee Member of various government agencies deliberating on the 2025 VNR

The second-level consultation on the complete draft report was held in June, aiming to subject the report to thorough review with as many stakeholders as possible. This process reinforced ownership and buy-in of the report's content. The review was further upscaled from the Commissioners of NDPC to the Presidency under the auspices of the Special Advisor to the President on SDGs.

As part of the roadmap, a communication strategy was developed to optimise media space for the review process's success and revive public discourse on

the SDGs, particularly on television, radio, and social media. Ghana adhered to the timelines for submitting the final report and presentation materials to UNDESA in June. The VNR was launched by His Excellency the President and uploaded on the NDPC website ahead of presentation at the 2025 HLPF.

It is acknowledged that Ghana's 2025 process benefited from enhanced knowledge sharing in the first and second Global 2025 VNR preparatory Workshops organised in South Korea and Berlin respectively by UNDESA.



LEAVE NO ONE BEHIND

Employing a whole society approach for SDG implementation has also ensured that all stakeholders are not left behind. The principle of leave no one behind (LNOB) is enshrined in Government's social and economic aspiration of creating opportunities for all Ghanaians. The maiden VNR assessment identified characteristics of deprived populations, areas of deprivation, including poverty dimensions and interventions to address emerging issues among the various groups. The second VNR built on previous information and provided progress made in closing the gap in reaching the furthest behind. This third VNR further explores perspectives of marginalised people, groups, locations among others left behind through the lens of the SDG analysis. The objective of this review will inform the design and implementation of targeted, inclusive interventions over the next five years.

Recent data analysed in the review shows that several demographic groups particularly those in rural areas, four regions (i.e. Northern, savannah, northeast, upper east) along with male, females, the youth and aged were consistently left behind across key development dimensions, including poverty reduction, employment, education, health, food security, and participation in decision-making.

Multidimensional poverty remains notably high across rural areas, reaching a rate of 59 percent. The burden of poverty is particularly concentrated in the Northern,

Savannah, Northeast, and Upper East regions—each demonstrating alarmingly high levels of deprivation. Gender disparities are also evident, with male headed households experiencing a higher rate of multidimensional deprivation (43.8%) compared to female headed households (36.0%), highlighting the need for more targeted and equitable poverty alleviation strategies.

Youth aged 15 to 24 and 15 to 35 have been disproportionately left behind in the labour market, consistently recording the highest unemployment rates. This challenge is particularly acute among young women, who face higher joblessness compared to their male counterparts. Furthermore, a significant portion of youth — 19.7 percent of those aged 15 to 24 — are not engaged in education, employment, or training (NEET), highlighting a critical gap in youth inclusion and empowerment. Addressing these disparities through targeted interventions is essential to accelerate progress toward the Sustainable Development Goals and ensure that no young person is left behind.

Access to education in Ghana has seen notable improvement over time; however, significant disparities remain. Many schools, particularly in the Ashanti, Northern, Eastern, and Bono East regions, continue to face critical challenges due to the lack of water, sanitation, and hygiene (WASH) facilities. These infrastructural gaps directly affect learning environments, especially for girls. Literacy rates also reveal disparities. Rural populations,



and in particular females in these areas, consistently record lower literacy levels across all age groups—6 years and older, 11+, and 15+. These figures underscore the persistent challenges rural communities face in achieving equitable educational outcomes.

Compounding these issues is the high prevalence of food insecurity in rural areas. Nutritional deficiencies manifest in alarming health indicators, such as stunting, wasting, and overweight among children under the age of five—with these conditions more common among boys than girls. Regions such as Northern, Savannah, North East, and Upper East are particularly affected, reporting some of the highest levels of food insecurity in the country.

In the area of health, women continue to face significant risks, as evidenced by the high maternal mortality rate of 301 deaths

per 100,000 live births (2021 PHC). Maternal healthcare services remain particularly inadequate in rural communities, where the maternal mortality rate rises to 374 per 100,000 live births—well above the national average. In regions such as Upper West, Northern, Savannah, North East, and Upper East, many married women still encounter considerable obstacles in exercising full autonomy over their reproductive health choices. These challenges are compounded by the low density of health workers, with the doctor-to-population ratio being especially dire in the North East region.

Beyond health, inclusiveness in governance is perceived to be lacking. Youth aged 15–24, older adults, and individuals with disabilities—including those facing self-care and speech-related challenges—are often excluded from meaningful participation in government decision-making processes.

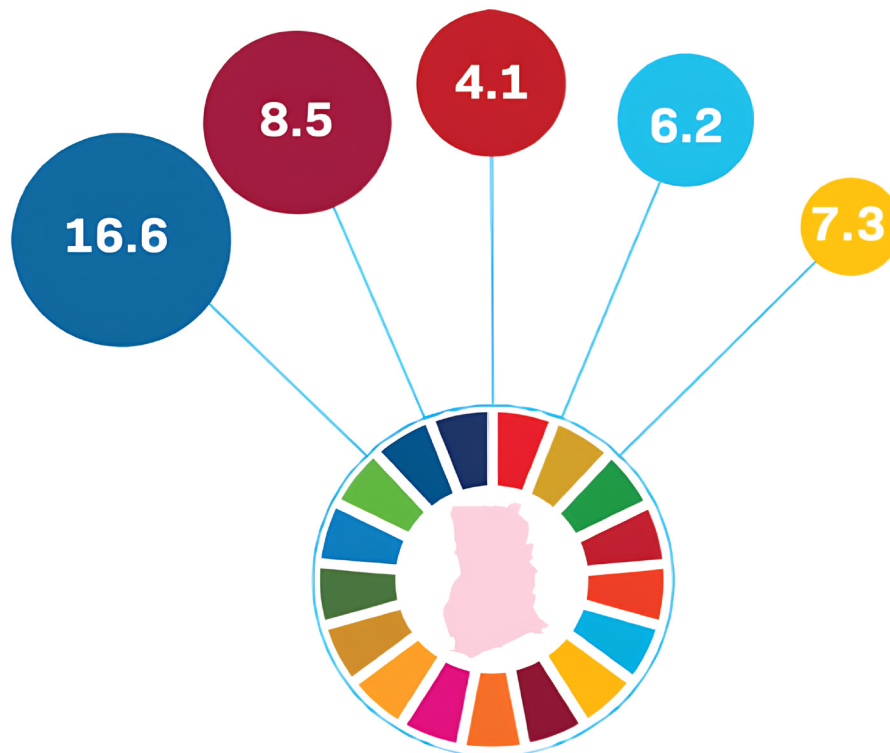




GHANA'S COMMITMENT TO ACCELERATING SDGS ATTAINMENT: GHANA'S SDG PRIORITY TARGETS AND THE SIX TRANSITIONS

The 2023 UN Summit reaffirmed a collective commitment to the Sustainable Development Goals and the pledge to leave no one behind in all development efforts. This call to action was based on poor progress at the global level towards the SDGs. The 2025 progress assessment

reveals that the world is on track or making moderate progress on 35 percent of the SDG targets by 2030. The African continent also recorded four percent progress for the first decade of the Agenda 2063 First Ten-Year Implementation Plan for the period 2013-2023.





Despite progress made so far, the country risks reversing under the combined effects from conflict, economic downturn, climate change among others. Ghana responded to the call from the 2023 UN Summit to redefine its commitment to accelerate the SDG implementation. The 2023 Technical Report on SDGs Transformation and Commitments unveils the path to prioritise five SDG targets of high impact synergies across many the SDGs. The targets in order of priority are SDG 16.6 (effective, accountable and transparent institutions); SDG 8.5 (productive employment and decent work); SDG 4.1 (equitable and quality primary and secondary education); SDG 6.2 (adequate and equitable sanitation and hygiene) and; SDG 7.3 (improvement in energy efficiency). The priorities have been aligned to the six transitions including (1) food systems; (2) energy access and affordability; (3) digital connectivity; (4) education; (5) jobs and social protection;

and (6) climate change, biodiversity loss and pollution. The alignment has also been extended to the seven moonshots of the Second Ten-Year Implementation Plan (2024-2034) of the Agenda 2063 to aid implementation and reporting. The new pathway leading to catalytic and transformative priorities have streamlined our focus and informed future resource mobilisation for investment in these areas for better results.

To ensure accelerated implementation and attainment of these priority targets, the national development policy framework for 2026-2029 and its attendant development plans at the national and sub-national have mainstreamed these areas. Critical actions and interventions have been outlined for implementation. A critical assessment would be conducted in the medium-term to assess the outcome of all investment made and progress on the targets.



Status of Indicators





GOAL 1 END POVERTY IN ALL ITS FORMS EVERYWHERE

Target 1.2: By 2030, reduce at least by half the proportion of men, women and children of all ages living in poverty in all its dimensions according to national definitions

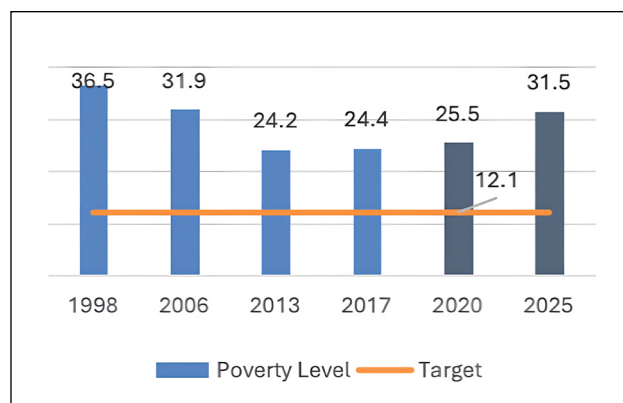
Indicator 1.2.1: Proportion of population living below the national poverty line, by sex and age

Rising living costs have exacerbated poverty, severely affecting rural households.

Monetary poverty

Poverty in Ghana has decreased since the 1990s. From 1998 to 2017, poverty levels dropped by 13 percentage points [Figure 1]. During this period, 230,000 people were lifted out of poverty.

Poverty has been on the rise since the



Source: GLSS 4 to 7, Ghana statistical Service; World Bank estimates

year 2020. Global crises like the COVID-19 pandemic, Russia- Ukraine war, macroeconomic challenges related to exchange rate depreciations and rising inflation are among factors that have disrupted Ghana's economy, impacting trade, food security, and energy prices. Further, government is utilising significant amount of its resources to service debt, thereby reducing government fiscal space and essential service spending needed to alleviate poverty. Macroeconomic challenges and economic slowdown have raised the cost of living, likely increasing poverty. The World Bank forecasts poverty to reach 31.5 percent by 2025, comparable to levels in the late 2000s [Figure 1]. Ghana is not likely achieve the 50 percent reduction in monetary poverty by 2030 under the SDGs.

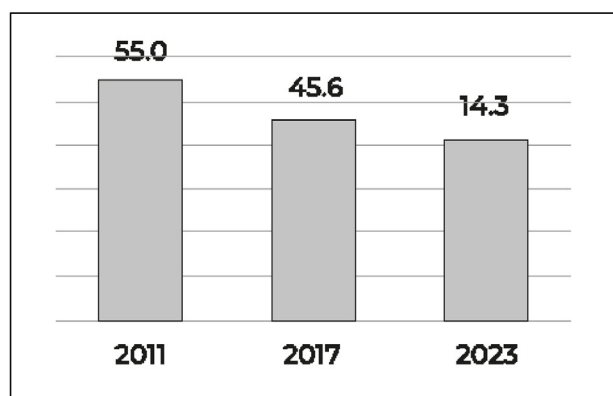
Multidimensional poverty

The proportion of the population that suffers deprivation from various basic services has seen improvements over the last decade, declining by 13.7 percentage points to 41.3 percent in 2023 [Figure 2]. Multidimensional poverty is still high above the SDG target of less than 27 percent of population by 2030.

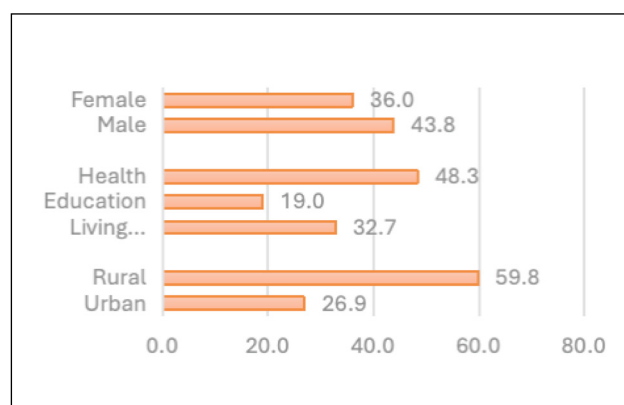




Figure 2: Multidimensional poverty, 2011, 2017 & 2023, percent



Source: Multidimensional Poverty in Ghana, Ghana Statistical Service 2020, 2024



Source: Multidimensional Poverty in Ghana, Ghana Statistical Service, 2024

Multidimensional poverty is twice as challenging in rural areas as in urban areas and highest among male headed household. Most of the poor have deprivations in health [48.3%], followed by living conditions [32.7%] and education [19.0%] [Figure 3]. Households whose heads are working in the agricultural sector are multidimensional poorer than those in the service and industry sectors.

Nine regions exhibit alarming poverty levels, with over a quarter of their populations facing multiple deprivations.

These regions include Savannah (49.5%), Northeast (48.1%), Upper East (43.0%), Oti (40.8%), Northern (38.4%), Upper West (37.4%), Volta (27.3%), Western North (27.0%), and Western (25.7%).

Target 1.3: Implement nationally appropriate social protection systems and measures for all, including floors, and by 2030 achieve substantial coverage of the poor and the vulnerable

Indicator 1.3.1: Proportion of population covered by social protection floors/ systems, by sex, distinguishing children, unemployed persons, older persons, persons with disabilities, pregnant women, newborns, work-injury victims and the poor and the vulnerable

Social Protection initiatives continue to grow with potential to support long-term development

The beneficiaries of social protection programmes have increased over the last decade. Several improvements have also been introduced to ensure the efficiency of these programmes [Table 1]. For instance, the indexation mechanism for Livelihood Empowerment Against Poverty (LEAP) benefits was introduced in September 2023 to ensure that cash transfers under the program remain effective despite inflation.

The NHIS Mobile App (MyNHIS), introduced in 2022 now offers group enrollment and a messaging module to enhance communication between members and the National Health Insurance Scheme.



Table 1: Social protection interventions and beneficiaries

Social Protection Intervention	2016	2020	2022	2023	2024
Cash transfer coverage of extreme poor households under Livelihood Empowerment Against Poverty (LEAP) programme	212,919 households	334,013 households	346,019 households	350,000 households	350,000 households
Proportion of basic school students under Ghana School Feeding Programme (GSFP)	37.4%	73.2%	73.2%	73.2%	73.2%
Total Beneficiaries of Free Senior High School Programme (FSHSP)	361,771	1,248,432	1,308,816	1,320,976	
Proportion with access to affordable healthcare under National Health Insurance Scheme (NHIS)	38.4%	52.6%	57%	57%	
Amount disbursed to cater for school levies of basic public-school pupils under the educational capitation grant	GHS 25,317,531 (Number of pupils =5,626,118)	GHS 25,317,531 (Number of pupils =5,626,118)	GHS 58,060,630 (Number of pupils =5,806,063)		

Incessant delays in the release/disbursement of funds appear to be the bane of beneficiaries and service providers of all the five social protection programmes.

Target 1.a: Ensure significant mobilisation of resources from a variety of sources, including through enhanced development cooperation, in order to provide adequate and predictable means for developing countries, in particular least developed countries, to implement programmes and policies to end poverty in all its dimensions

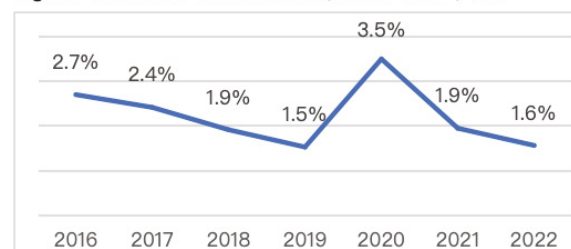
Indicator 1.a.2: Proportion of total government spending on essential services (education, health and social protection)

Urgent need to push up expenditure on poverty reduction programmes and policies

Development assistance share of gross national income to Ghana that focuses on poverty reduction has averaged 2 percent

over the past 8 years. The shares peaked in 2020 [3.5%], partly due to additional ODA to deal with the COVID-19 pandemic after a consistent decline from 2016. After 2020, ODA share of GNI is on a downwards trend. This trend highlights the need for the government to mobilise adequate resources from a variety of sources and prioritise poverty reduction in domestic spending.

Figure 4: ODA as share of GNI, 2016–2022, (%)

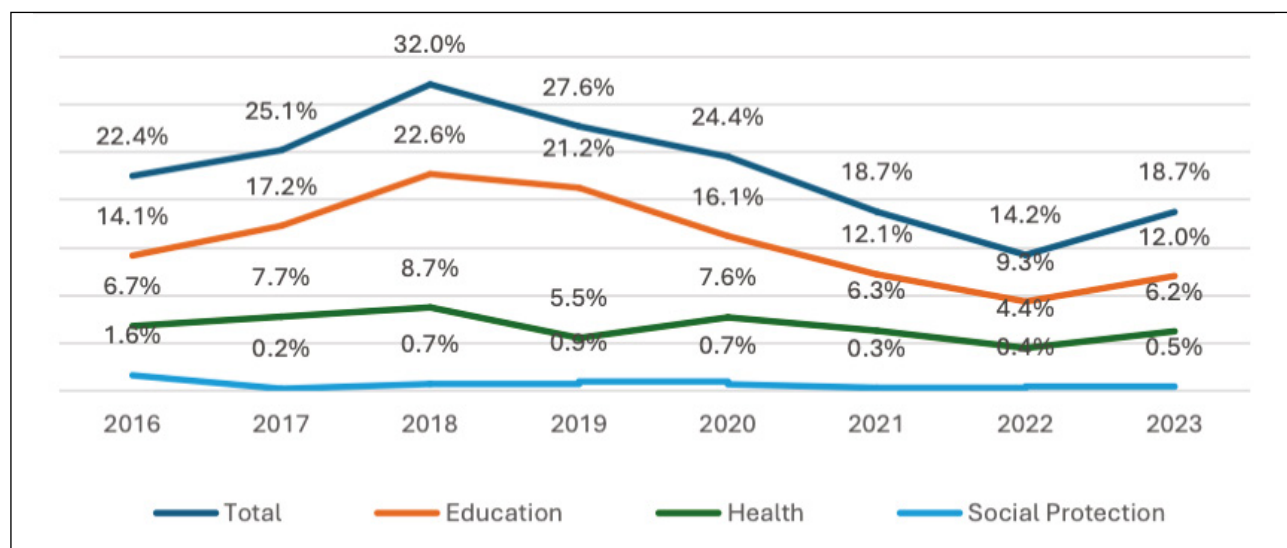


Source: World Development Indicators, World Bank



Government spending on essential services (education, health, and social protection) between 2018 and 2022 recorded a declining trend compared to previous years [Figure 5]. This change was partly due to dwindling fiscal space of government over the period. In 2023, expenditure levels increased compared to 2022. Spending on social protection measures has consistently been lower than education and health.

Figure 5: Spending on essential services as share of total government expenditures, 2016-2023, (%)



Source: Fiscal Data, Ministry of Finance; Programme Based Budgets of Ministry of Education, Ministry of Health and Ministry Gender, Social Protection and Ministry of Gender, Children and Social Protection



Photo credit: Ministry of Gender, Children and Social Protection; https://www.mogcsp.gov.gh/wp-content/uploads/2017/02/social_development-e1487332418147.jpg



Medium Term Strategy for Stabilising the Economy

Government strategy to stabilise the economy and set it on a path of sustainable growth in the medium term of 2025 to 2028 is hinged on eight pillars.

1. Completing the IMF Programme with Discipline
2. Reopening Domestic and International Capital Markets
3. Strengthening Sovereign Funds and Local Government Financing
4. Clearing Verified Arrears and Rationalising Public Investment
5. Accelerating Public Financial Management Reforms
6. Revitalising Exports Through the Ghana EXIM Bank
7. Positioning Ghana as a Regional Hub for Trade and Investment R
8. Resuming Infrastructure Development to Stimulate Growth



Nserewa

represents wealth, abundance, and affluence

GOAL 2 END HUNGER, ACHIEVE FOOD SECURITY AND IMPROVED NUTRITION AND PROMOTE SUSTAINABLE AGRICULTURE

Target 2.1: By 2030, end hunger and ensure access by all people, in particular the poor and people in vulnerable situations, including infants, to safe, nutritious and sufficient food all year round

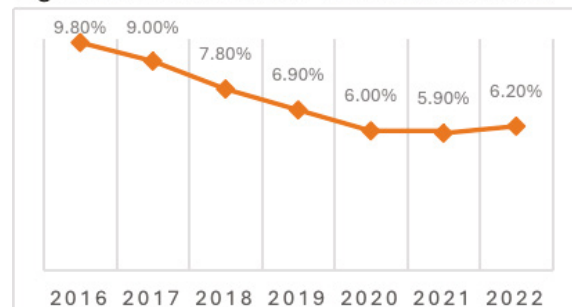
Indicator 2.1.1: Prevalence of undernourishment

While the undernourishment situation is showing signs of improvement, rates remain high in rural and underserved areas with nearly half of the population experiencing moderate food insecurity.

An estimated 1,943,724.37 people in Ghana lack sufficient food for daily dietary energy. However, the country has made progress in reducing the proportion of undernourished population from 9.8 percent in 2016 to 6.2 percent in 2022 [Figure 6]. Around 830,000 additional people have met their minimum dietary energy needs over the period.

Households saw improvements in food access as per the Food Insecurity

Figure 6: Prevalence of Undernourishment

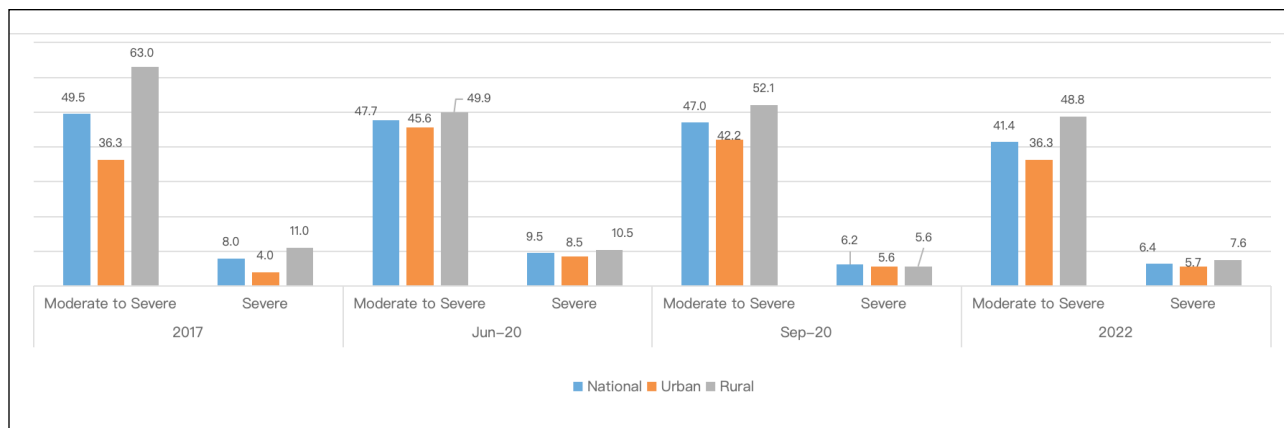


Source: World Development Indicators; World Bank 2016-2022

Experience Scale (FIES). The percentage of those eating low quality and quantity of food due to financial constraints dropped from 49.5 percent in 2017 to 41.4 percent in 2022. Additionally, the number of Ghanaians going without food for days decreased by 1.6 percentage points since 2017 to 6.4 percent in 2022 [Figure 7].



Figure 7: Prevalence of Food Insecurity



Source: GLSS 7, COVID TRACKER 2020, Annual Household Income and Expenditure Survey 2022 4Q; Ghana Statistical Service

This improvement is partly due to increased investment in agriculture, expanded social protection programmes, enhanced food distribution systems, and improvements in maternal and child health services. Rural households consistently face higher levels of food insecurity, driven by factors such as poverty, inadequate infrastructure, climate vulnerability, and limited access to diverse and stable food sources.

While Ghana is moving in the right direction, the pace of reduction is not yet sufficient to eliminate food insecurity by 2030. Targeted interventions are required to address rural vulnerabilities, strengthen food systems, improve market access, and enhance shock-responsive social protection to accelerate progress. It is essential to intensify efforts by strengthening rural livelihoods, improving market access, enhancing nutrition education, and investing in climate-smart agricultural practices.

Target 2.2: By 2030, end all forms of malnutrition, including achieving, by 2025, the internationally agreed targets on stunting and wasting in children under 5 years of age, and address the nutritional needs of adolescent girls, pregnant and lactating women and older persons

Indicator 2.2.1: Prevalence of stunting (height for age <-2 standard deviation from the median of the World Health Organization (WHO) Child Growth Standards) among children under 5 years of age

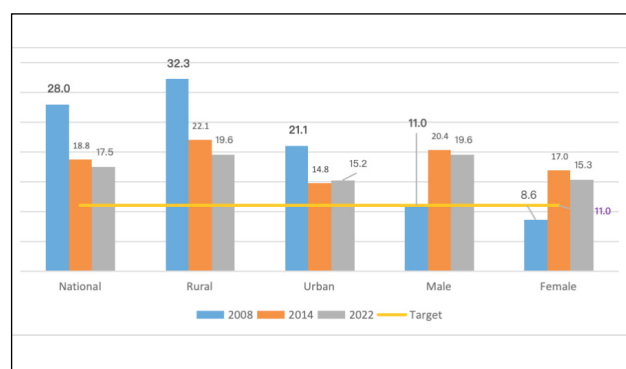
Stunting and Wasting has improved overtime but concentrated in the northern part of the country with gradual rise in childhood overweight, indicative of the country's nutrition transition



Ghana has made progress in reducing stunting, wasting and overweight. Over the past two decades, and up to the year 2022, stunting has decreased by 15 percentage points, from 33 percent in 1993 [Figure 8]. Between 1993 and 2022, Ghana reduced the national prevalence of wasting (acute undernutrition) among children under five from 14 percent to 6.0 percent [Figure 9]. Childhood overweight rates improved from 1.9 percent in 2008 to 1.2 percent in 2014 but worsened to 2.4 percent in 2022 [Figure 10].

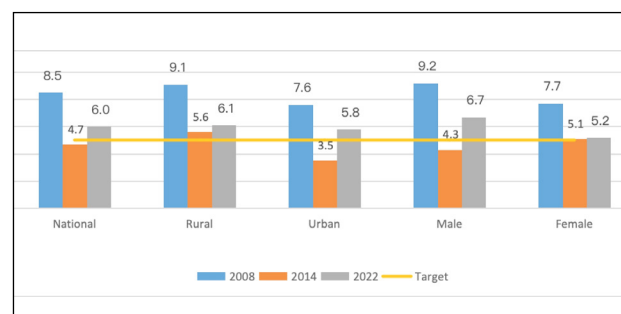
This downward trend is consistent with the sustained national investments in nutrition-sensitive and nutrition-specific interventions, including improved antenatal care, child feeding practices, and social protection programmes.

Figure 8: Prevalence of Stunting by locality and sex, 2008, 2014 and 2022, %



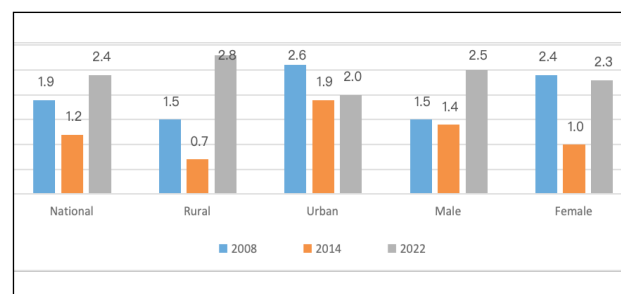
Source: Ghana Demographic and Health Survey, 2008, 2014 and 2022; Ghana Statistical Service

Figure 9: Prevalence of wasting by locality and sex, 2008, 2014 and 2022, %



Source: Ghana Demographic and Health Survey, 2008, 2014 and 2022; Ghana Statistical Service

Figure 10: Prevalence of Overweight by locality and sex, 2008, 2014 and 2022, %



Source: Ghana Demographic and Health Survey, 2008, 2014 and 2022; Ghana Statistical Service

Disaggregation of the data by sex and residence reveals important patterns. Rural children experience higher rates of stunting and wasting compared to urban children, while the opposite is true for overweight. These conditions are more common in male children than females and are particularly severe in Northern Ghana - Northern (29.6%), North East (29.3%), Upper East (21.1%), and Savannah (21.0%) - a geographical area characterised by subsistence rain-fed agriculture.



Eastern Region has the lowest stunting prevalence rates (10.4%), followed by the Greater Accra and Western North Regions (both 11%). Eastern Region achieved the largest percentage reduction in stunting,

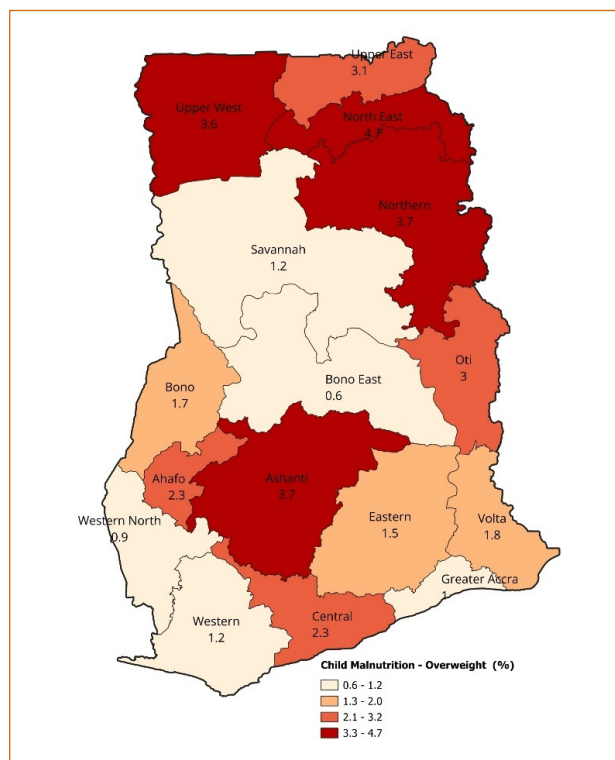
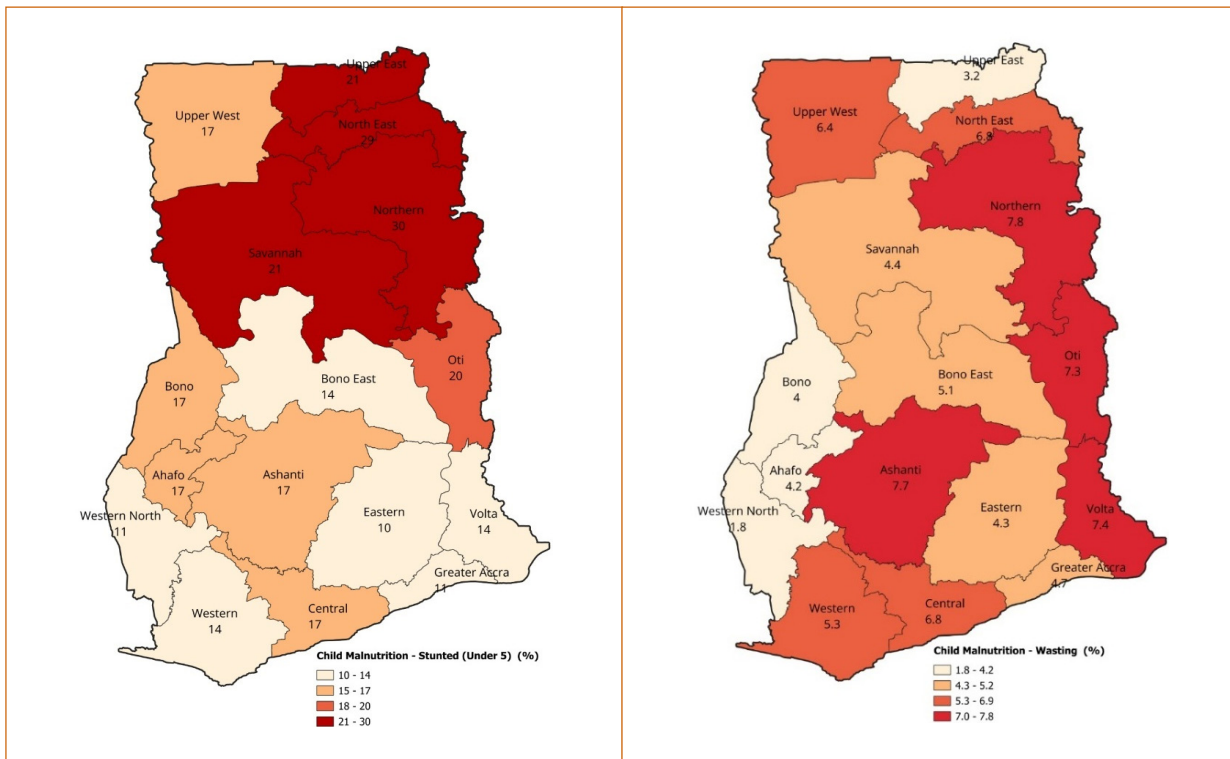
falling from 37.9 percent in 2008 to 10.4 percent in 2022, a 72.6 percent decrease. Other strong performers include Central, Volta, and Western Regions.



Photo Credit: World Food Programme



Map 1: Prevalence of Stunted, wasting and overweight Children by Region



Source: Ghana Demographic and Health Survey, 2008, 2014 and 2022; Ghana Statistical Service

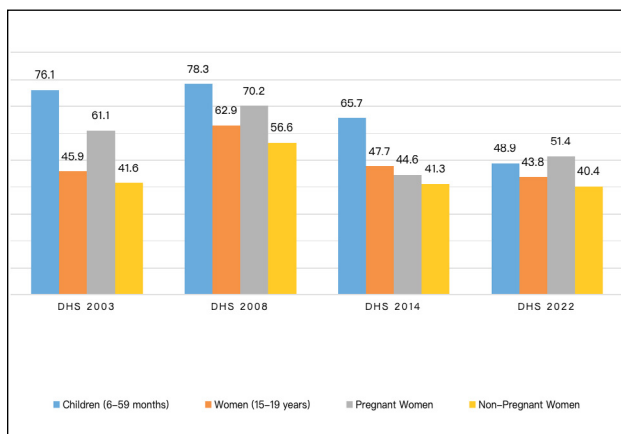


Indicator 2.2.3: Prevalence of anaemia in women aged 15 to 49 years, by pregnancy status (percentage)

Anaemia remains a significant public health issue in Ghana as it affects about half of women of reproductive age

The burden of anaemia is directly linked to poor dietary diversity, inadequate intake of micronutrients such as iron and folate, frequent infections (such as malaria), and limited access to healthcare and supplementation. Pregnant women face persistently high rates, with anaemia levels rising to 51.4 percent in 2022 after a drop to 44.6 percent in 2014 [Figure 11]. High anaemia levels among pregnant woman contributes to high maternal and neo-natal mortality rates, as well as increasing the likelihood of preterm or low birth weight infants.

Figure 11: Prevalence of Aneamia in children and women



Source: Demographic and Health Survey 2003, 2008, 2014 and 2022; Ministry of Health

Nearly half of all children under five are anaemic. The situation is only slightly better among adolescent girls (15–19 years), with the prevalence of anaemia reducing modestly from 62.9 percent in 2008 to 43.8 percent in 2022, but the decline has

stagnated over the past decade. Non-pregnant women have shown relatively stable levels of anaemia, hovering around 40 percent over the past 20 years.

Anaemia continues to rank among the top 10 causes of outpatient department (OPD) morbidity in Ghana. Between 2019 and 2023, the percentage of OPD cases attributed to anaemia remained relatively constant, ranging from 4.2 percent to 4.6 percent. As a result, anaemia is consistently the fifth most common cause of morbidity in Ghana[Ministry of Health, 2023, 2023 Holistic Assessment Report].

Target 2.a: Increase investment, including through enhanced international cooperation, in rural infrastructure, agricultural research and extension services, technology development and plant and livestock gene banks in order to enhance agricultural productive capacity in developing countries, in particular least developed countries

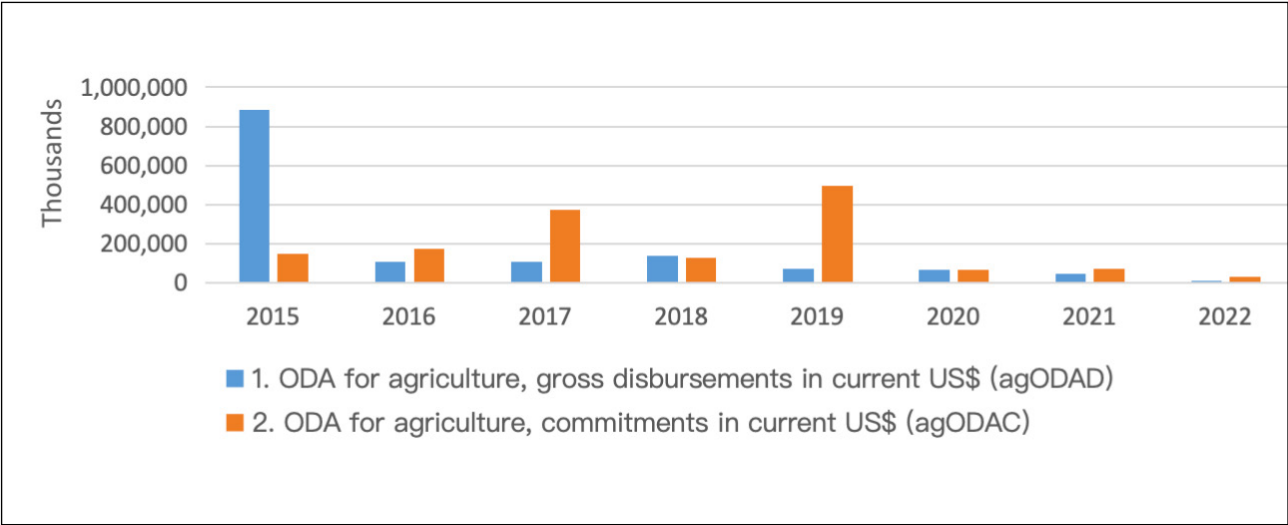
Indicator 2.a.2 Total official flows (official development assistance plus other official flows) to the agriculture sector

Figure 19 indicates that between 2015 and 2022, official development assistance (ODA) disbursements to Ghana's agriculture sector witnessed a sharp decline, both in absolute terms and relative to commitments. Disbursements in 2015 were US\$885 million, significantly exceeding the committed amount of US\$146.4 million for that year. In subsequent years, disbursements trended downward, recording US\$108.7 million in 2016, US\$107.4 million in 2017, and US\$136 million in 2018, despite fluctuations in annual commitments. Notably, in 2019, commitments peaked at US\$496.6 million, yet disbursements were only US\$70.6




million. This pattern persisted through 2022, where disbursements dropped to a low of US\$11.5 million against commitments of US\$29.9 million [Figure 12].

Figure 12: Official Development assistance to agriculture sector, 2015 to 2022; US\$



Source: Biennial Review report on Progress Made for Achieving the Malabo Declaration Goals and Targets, 2023, Ministry of Food and Agriculture



Funtumfunefu Denkyemfunefu
It is a symbol of unity in diversity
given a common destiny; sharing

² Ministry of Health, 2023, 2023 Holistic Assessment Report



GOAL 3 ENSURE HEALTHY LIVES AND PROMOTE WELLBEING FOR ALL AT ALL AGES

Target 3.1: By 2030, reduce the global maternal mortality ratio to less than 70 per 100,000 live births

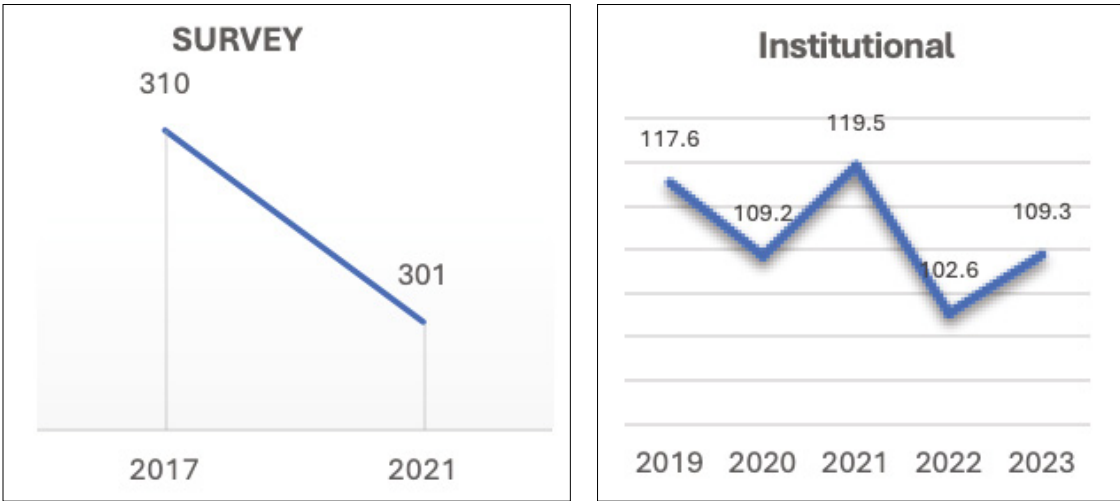
Indicator 3.1.1: Maternal mortality ratio

Maternal mortality remains four times above the global target, with rural areas worse affected

Maternal mortality in Ghana remains a public health concern, with rates still high and approximately four times above SDGs

target of 70 deaths per 100,000 live births (Figure 13). While some modest progress has been made, particularly through institutional reforms and increased access to maternal health services, the decline in institutional maternal mortality has been slow and uneven. In 2023, Ghana's institutional maternal mortality ratio (IMMR) was 109.3 deaths per 100,000 live births, a slight improvement from 117.6 in 2019. However, the overall pace of reduction is insufficient to meet national and international targets.

Figure 13: Maternal Mortality, 2017-2023, per 100,000 live births



Sources: 1. Maternal Mortality Survey, 2017. Population and housing censor, 2021; Ghana Statistical Service
2. Holistic Assessment Report of the Health Sector, 2023



Rural and underserved regions bear the brunt of this challenge, with the Northern, Upper East, and Upper West regions consistently recording higher mortality rates due to limited access to quality healthcare facilities, skilled birth attendants, and emergency obstetric care. The leading medical causes of maternal deaths in Ghana continue to be obstetric hemorrhage, hypertensive disorders such as eclampsia, and infections like sepsis, which are often preventable and manageable with timely and appropriate care. This highlights systemic gaps in health service delivery, clinical skills, and the availability of essential medicines and equipment. Despite increased investments in the health sector and efforts to expand coverage through the National Health Insurance Scheme (NHIS), many women—especially in remote areas—still face financial, geographic, and sociocultural barriers to receiving adequate maternal care.

Addressing maternal mortality in Ghana requires a comprehensive and multi-sectoral approach. This includes scaling up emergency obstetric and newborn care services, ensuring skilled attendance at all births, improving health financing to remove cost barriers, strengthening

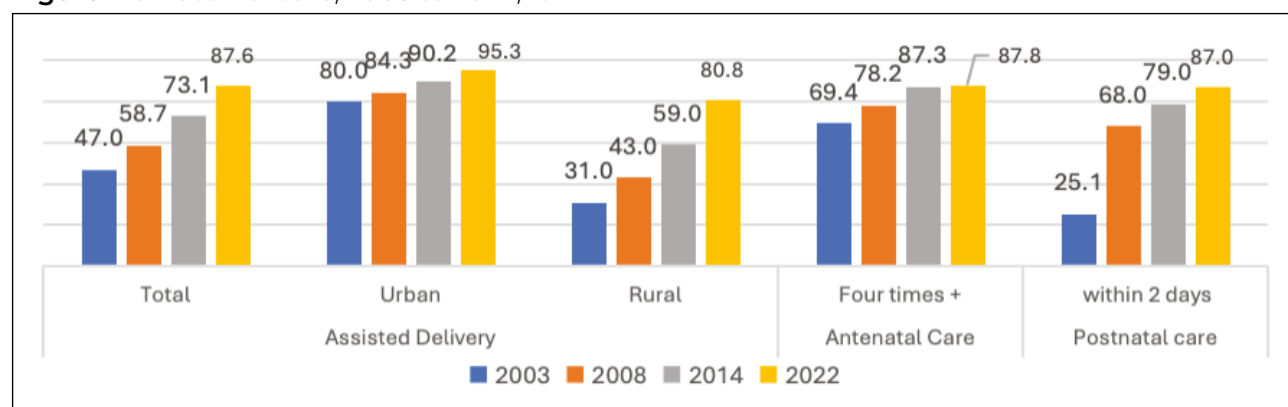
maternal death surveillance systems, and enhancing community education and engagement to promote early and regular antenatal care. Special attention must also be given to tackling regional disparities by prioritising investment and resources in high-burden areas.

Indicator 3.1.2: Proportion of births attended by skilled health personnel

Maternal care provided by skilled professionals has shown significant improvement, demonstrating notable progress in rural areas.

Births attended by skilled health personnel have significantly improved to 87.6 percent in 2022. This has doubled pregnant women receiving skilled care some decades ago. As of 2022, the wide geographic gap observed over the years has narrowed between urban [95.3%] and rural [80.8%] [Figure 14] This positive trend is largely attributable to the expansion of midwifery and nursing training programs, as well as the expanded financial coverage for maternal services under the National Health Insurance Scheme (NHIS).

Figure 14: Maternal care, 2003 to 2022, %



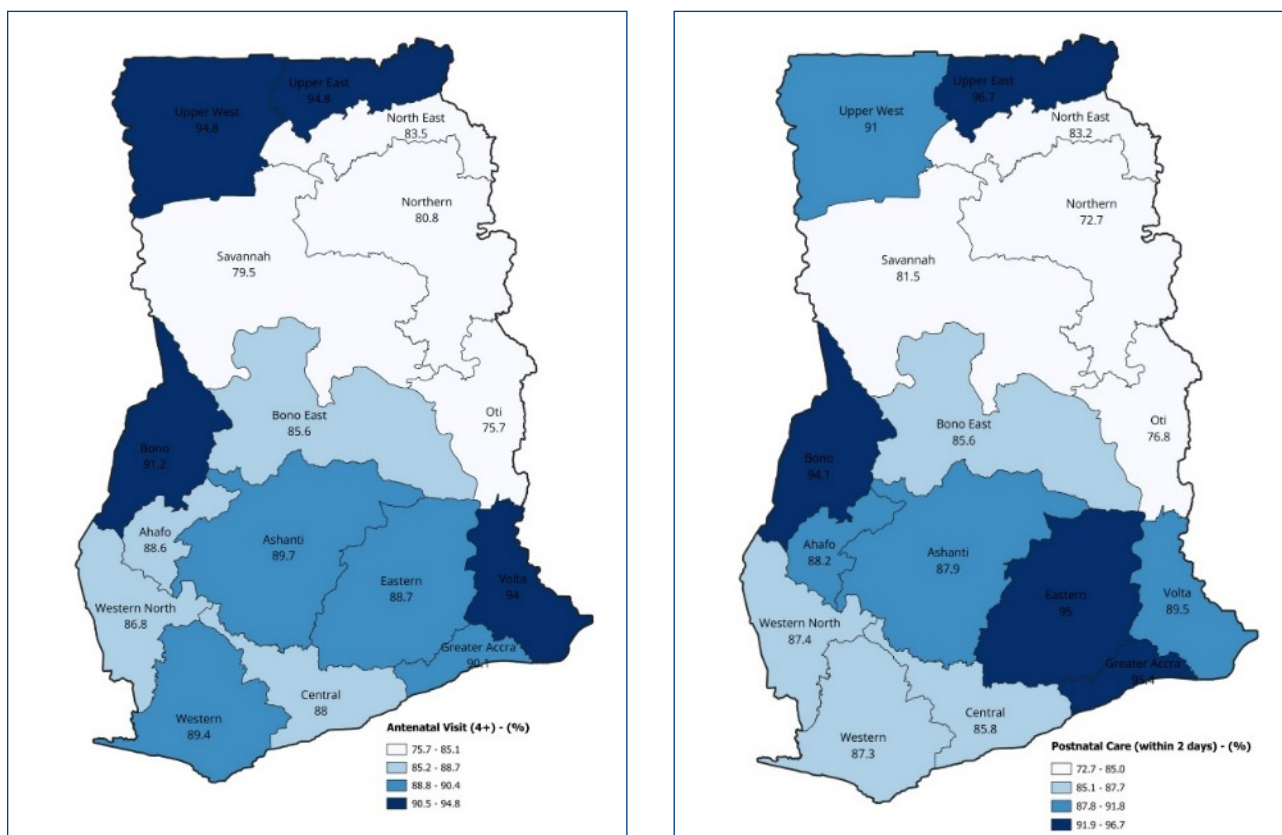
Source: Ghana Demographic and Health Survey, 2003,2008,2014,2022; Ghana Statistical Service



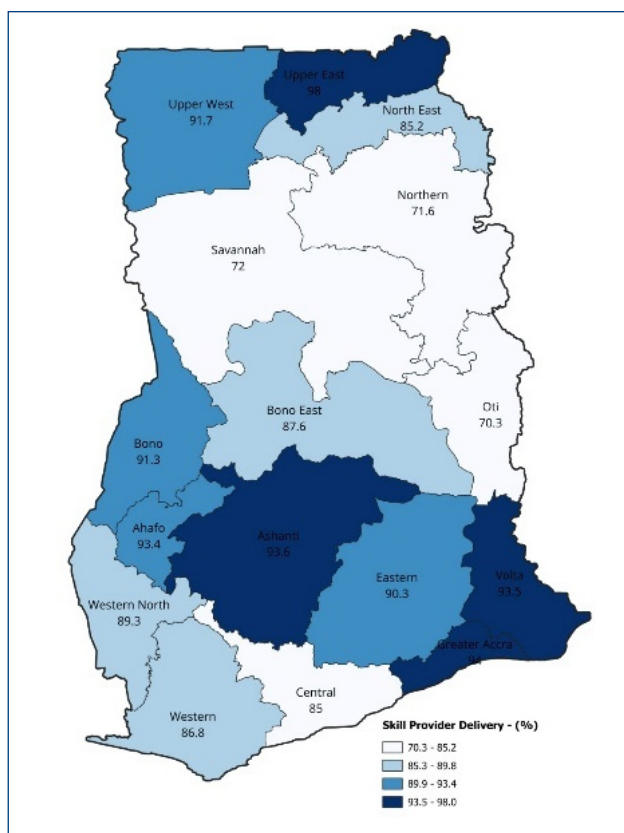
Both antenatal care – four times and more – and postnatal care within 2 days of delivery has improved consistently to benefit over 87 percent of pregnant and new mothers [Figure 14]. Sustained improvements in infrastructure, such as building and equipping rural health centres and strengthening the Community-based Health Planning and Services (CHPS)

program, are essential. Equally important is the equitable distribution of trained health personnel across regions. Policy reforms should prioritize improved monitoring of skilled delivery indicators and integrate community health education to promote timely and frequent use of maternal health services. Without closing these service delivery gaps.

Map 2: Regional distribution of antenatal visit and postnatal care



Source: Ghana Demographic and Health Survey, 2022, Ghana Statistics Service



Source: Ghana Demographic and Health Survey, 2022, Ghana Statistics Service

Target 3.2: By 2030, end preventable deaths of newborns and children under 5 years of age, with all countries aiming to reduce neonatal mortality to at least as low as 12 per 1,000 live births and under5 mortality to at least as low as 25 per 1,000 live births

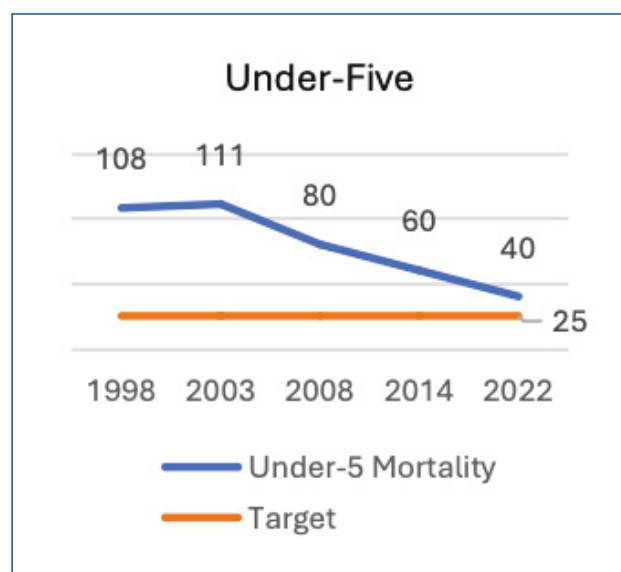
Indicator 3.2.1: Under-5 mortality rate and **Indicator 3.2.2:** Neonatal mortality rate

Under-five mortality in Ghana has seen significant declined

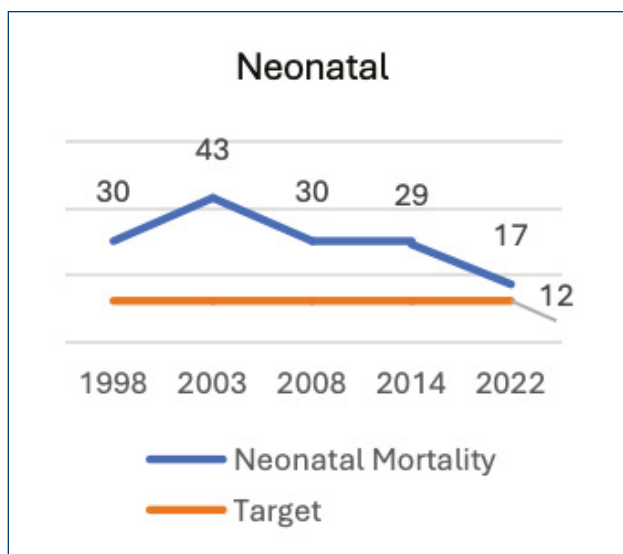
Significant progress has been made in reducing under-five and neonatal mortality, moving towards the 2030 targets. The under-five mortality rate decreased from 111 to 40 deaths per 1,000 live births between 2003 and 2022. Neonatal mortality improved from 43 to 12 deaths per 1,000 live births over the same period [Figure 15].

The observed improvements are due largely to the increased immunisation coverage, with full vaccination rates for basic antigens reaching 73 percent in 2022.

Figure 15: under-five and neonatal mortality per 1000 livebirths



Source: Ghana Demographic and Health Survey, 2003, 2008, 2014, 2022; Ghana Statistical Service



Preterm birth complications, birth asphyxia, and neonatal infections remain the leading causes of death among newborns. The capacity of district-level hospitals to provide quality neonatal intensive care remains limited, contributing to preventable newborn deaths. Ghana must prioritise investments in neonatal and pediatric care, strengthen district and community health systems, and ensure equitable access to life-saving interventions—especially for the most vulnerable populations.

Source: Ghana Demographic and Health Survey, 2003, 2008, 2014, 2022; Ghana Statistical Service



Photo Credit: Asunafo South Immunisation Programme, Sankore Community



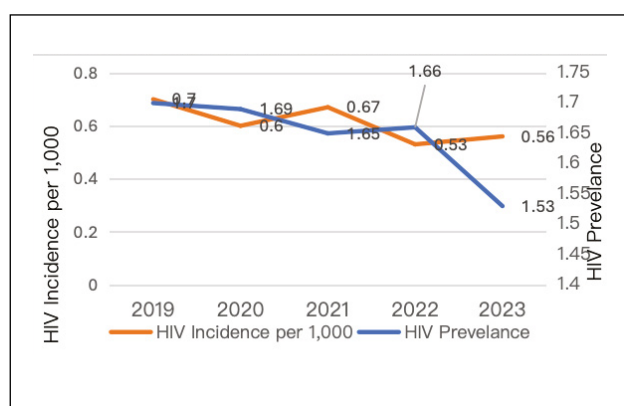
Target 3.3: By 2030, end the epidemics of AIDS, tuberculosis, malaria and neglected tropical diseases and combat hepatitis, water-borne diseases and other communicable diseases

HIV and malaria rates are declining, but TB cases are increasing due to improved detection.

HIV incidence

The HIV incidence rate increased marginally from 0.53 percent to 0.56 percent whilst the prevalence rate decreased slightly from 1.66 percent to 1.53 percent between 2022 and 2023 [Figure 16]. HIV positive individuals who had their viral load suppressed improved from 68 percent to 89 percent. However, the percentage of those who knew their status declined from 77.5 percent to 65 percent. The percentage of those who were on treatment also decreased from 80.9 percent to 69.4 percent.

Figure 16: HIV incidence and prevalence, 2019-2023, per 1000 population



Source: Holistic Assessment Report, 2023, Ministry of Health

Key priority strategies implemented at country level include scaling up HIV testing and ensuring timely linkage to care, targeted behaviour change communication campaigns, and improvements in HIV testing and counselling services as well as in access to treatment, retention at services and comprehensive care. Eliminating mother-to-child transmission (MTCT) of HIV is also a major goal, with Ghana aiming to reduce transmission rates to below 5 percent by 2025. This is part of the country's strategy focused on triple elimination of MTCT of HIV, syphilis and hepatitis B. Adolescent girls and young women aged 15–24 are twice as likely to be infected as their male counterparts due to gender inequalities, limited autonomy, and lower access to sexual and reproductive health education and services. Also challenges in closing the gap on access to ART in pregnant women living with HIV and in the follow up of the exposed children (e.g. early infant diagnosis) persist.

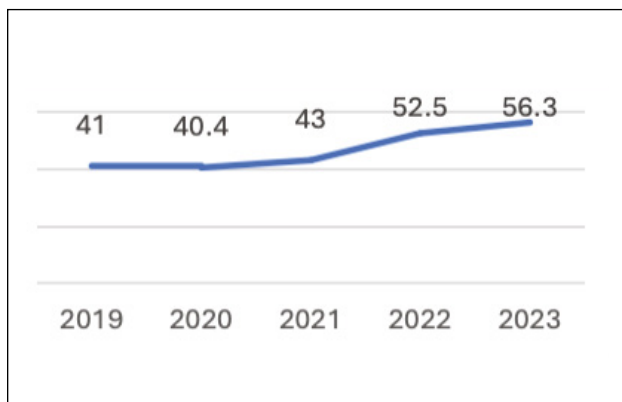
Ghana risks falling short of the global commitments under SDG 3.3, which calls for ending the AIDS epidemic by 2030. To close the gap, the country must implement comprehensive, innovative and inclusive strategies that prioritise key and vulnerable populations, expand access to pre-exposure prophylaxis (PrEP), scale up actions related to the 95-95-95 targets, strengthen youth-friendly services, and address social and legal barriers such as stigma and discrimination that hinder prevention efforts. Sustained political commitment, increased domestic financing, and stronger partnerships with civil society and community-based organisations, private sector and development partners will be essential in accelerating progress and achieving epidemic control.



TB incidence

The number of new TB infections rose from 16,526 to 17,936 (8.3%) between 2022 and 2023. Consequently, the incidence per 100,000 population increased from 52.5 percent to 56.3 percent (4.2 percentage points) [Figure 17].

Figure 17: TB incidence per 100,000 population, 2019-2023

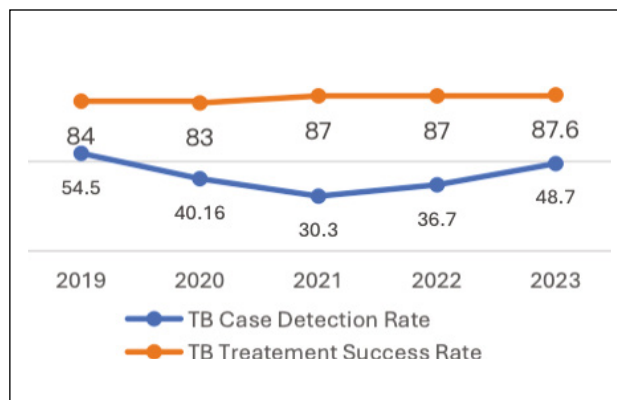


Source: Holistic Assessment Report, 2023, Ministry of Health

The percentage of estimated tuberculosis (TB) cases that are diagnosed and reported increased from 30.3 percent to 48.7 percent between 2021 and 2023 [Figure 18], after introduction of the Sputum Sample Transportation - an intervention where sputum samples are transported through Ghana Post.

The country improved its TB treatment rate to 87.6 percent over four years after a dip in 2020 due to COVID-19 restrictions [Figure 18]. Efforts to reduce treatment default rates included better recording of diagnosed cases in the TB eTracker and Institutional TB register, which helped identify patients early and start treatment promptly. This has boosted notifications over the past three years.

Figure 18: TB case detection and TB success rates, 2019-2023

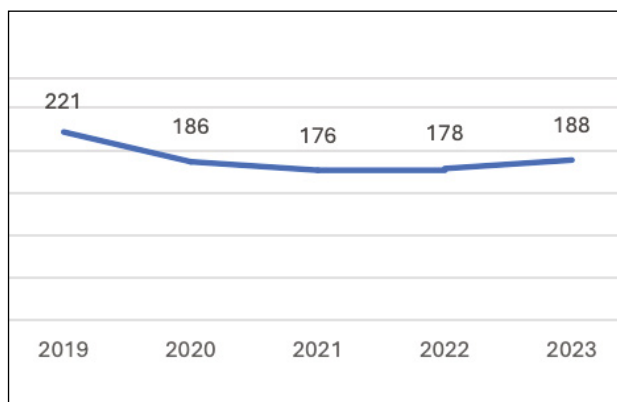


Source: Holistic Assessment Report, 2023, Ministry of Health

Malaria Incidence

Malaria remained the leading cause of health facility visits, accounting for over 20 percent of OPD diagnoses from 2019-2023. Malaria incidence has however decreased from 221 per 1000 population in 2019 to 178 per 1000 population in 2022. However, in 2023, malaria incidence slightly increased to 188 per 1000 population [Figure 19].

Figure 19: Malaria incidence per 1,000 population, 2019-2023



Source: Holistic Assessment Report, 2023, Ministry of Health



The Greater Accra region had the lowest malaria incidence, with 38.2 new cases per 1,000 population between 2019 and 2023. In contrast, Bono region had the highest rate at 310.2 new cases per 1,000 population. Additionally, nine other regions reported over 200 new infections per 1,000 population.

The malaria control programme must intensify vector control measures, reinforce community engagement for behavioural change, and ensure the consistent availability of rapid diagnostic test kits and effective antimalarial medications at all levels of the health system. Special attention should also be given to seasonal malaria chemoprevention (SMC) in high-transmission zones and the strengthening of surveillance systems to detect and respond to outbreaks quickly.

Additionally, cross-sectoral collaboration with education, sanitation, and environment sectors will be critical to address the broader social determinants that contribute to malaria transmission. If these efforts are sustained and expanded, Ghana will not only reverse the recent rise in incidence but also accelerate progress toward achieving national and global targets.

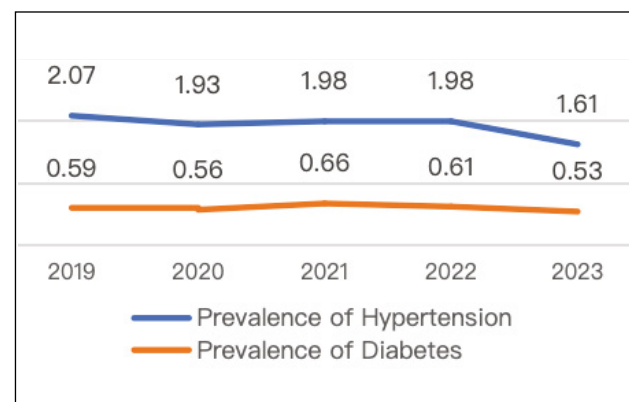
Target 3.4: By 2030, reduce by one third premature mortality from non-communicable diseases through prevention and treatment and promote mental health and well-being

Indicator 3.4.1: Mortality rate attributed to cardiovascular disease, cancer, diabetes or chronic respiratory disease

Non-communicable diseases now drive over 40 percent of all deaths in Ghana

Ghana is experiencing an increasing incidence of non-communicable diseases (NCDs), with cardiovascular disease, cancer, diabetes, and chronic respiratory conditions accounting for 43 percent of all deaths in 2022. Recent data indicates a slight decline in reported cases of major NCDs. The number of patients diagnosed with hypertension decreased from 193,099 in 2022 to 182,081 in 2023—a 6 percent reduction. Similarly, reported diabetic cases fell by 11.6 percent, from 622,849 to 550,634 over the same period.

Figure 20: Trends in prevalence of hypertension and diabetes, 2019-2023,



Source: Holistic Assessment Report, 2023, Ministry of Health

Trend analysis of the prevalence of hypertension at healthcare facilities showed that it had remained below 3 percent over the last five years (2019-2023), and the prevalence of diabetes hovered around less than one percent [Figure 20]. Increased NCD advocacy and education, as well as improved screening, have contributed to the observed reduction.

Ghana has implemented initial efforts on NCD guidelines, tobacco taxes, tobacco health warnings, tobacco advertising bans, and tobacco media campaigns, however



there is very limited progress against the remaining indicators. These include those relating to tobacco smoke free/pollution, all the indicators relating to alcohol, salt policies, trans fats policies, marketing to children and physical activity awareness.

Target 3.7: By 2030, ensure universal access to sexual and reproductive health-care services, including for family planning, information and education, and the integration of reproductive health into national strategies and programmes

Indicator 3.7.1: Proportion of women of reproductive age (aged 15–49 years) who have their need for family planning satisfied with modern methods

Access to modern contraception is improving but still lags in rural areas

Over the past three decades, Ghana has improved access to family planning services. Currently, about 60 percent of married women seek family planning. This includes 36 percent using contraception and 23 percent with an unmet need for delaying or avoiding pregnancy [Figure 21].

The relatively high unmet need for family planning services is particularly evident among young women, those with little or no education, and those living in rural areas.

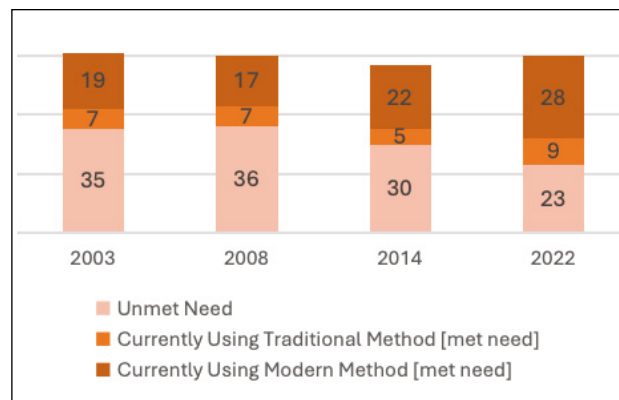
Key barriers include:

Limited awareness: Many women lack information about available contraceptive options.

Cultural and religious beliefs: Some communities and religion do not encourage contraceptive use.

Access to healthcare: Rural areas often have fewer family planning services.

Figure 21: Contraceptive use among women 15–49 years, percentage



Source: Ghana Demographic and Health Survey, 2003,2008,2014,2022; Ghana Statistical Service

Improving access to family planning services can be achieved by increasing the availability of modern contraceptives, especially in rural and hard-to-reach communities, strengthening community-based distribution, and ensuring that health facilities are consistently stocked with a variety of modern methods. Additionally, investing in public education and behaviour change communication, as well as integrating family planning into other routine health services—such as antenatal care, postnatal care, and immunisation clinics—can also contribute to meeting the unmet need.

Indicator 3.7.2: Adolescent birth rate (aged 10–14 years; aged 15–19 years) per 1,000 women in that age group

Adolescent birth rates remain high and contribute to school dropouts and health risks

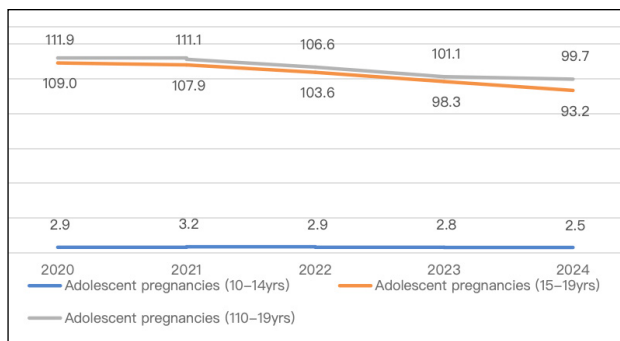
Over the past five years (2019–2023), Ghana has witnessed a gradual reduction in adolescent pregnancy, signalling some success in national and local efforts to



curb early childbearing. The number of adolescent pregnancies declined by 9.5 percent, from 102,878 in 2022 to 93,062 in 2023. This downward trend reflects increased public awareness, expanded access to adolescent reproductive health services, and stronger community engagement and education campaigns aimed at preventing teenage pregnancy.

Despite this encouraging progress, adolescent pregnancy remains high among girls aged 15–19 years, who recorded a prevalence rate of 101.1 pregnancies per 1,000 adolescent females, compared to 98.3 per 1,000 for younger adolescents aged 10–14 years [Figure 22]. This reflects their increased biological vulnerability and exposure to early sexual activity, often underpinned by socio-economic challenges, peer pressure, and in some cases, coercion.

Figure 22: Adolescent pregnancies, 2000–2024, 1000 adolescent females



Source: Holistic Assessment Report, 2023, Ministry of Health

Underlying the persistence of adolescent pregnancy are multiple barriers, including limited access to age-appropriate sexual and reproductive health information, inadequate youth-friendly services, cultural norms discouraging the use of contraceptives and gender-based violence.

Target 3.8: Achieve universal health coverage, including financial risk protection, access to quality essential health-care services and access to safe, effective, quality and affordable essential medicines and vaccines for all

Indicator 3.8.1: Coverage of essential health services

Coverage of essential health services remains inadequate, especially in rural regions

Ghana’s progress toward achieving Universal Health Coverage (UHC) has been steady but remains insufficient to meet the 2030 target. According to the World Health Organisation (WHO) and World Bank UHC 2023 Global Monitoring Report, Ghana’s UHC Service Coverage Index stood at 50 in 2021, up from 45 in 2015 and 48 in 2020. This index measures the average coverage of essential health services across four categories: reproductive, maternal, newborn and child health (RMNCH); infectious diseases; non-communicable diseases (NCDs); and service capacity and access. The target under the Sustainable Development Goals (SDGs) is a minimum index score of 80 by 2030, indicating that Ghana still has considerable ground to cover.

The introduction and expansion of the National Health Insurance Scheme (NHIS) has been a major driver of financial risk protection and increased access to health services, particularly for vulnerable groups such as children under five, pregnant women, and the older persons. However, despite improved financial access, significant geographic disparities and service delivery gaps persist, particularly in remote and underserved regions.



Rural areas continue to face shortages of skilled health workers, poor infrastructure, and limited access to specialised services, which restricts the range and quality of care available. The availability of essential medicines, diagnostic tools, and referral services is also inconsistent, further impeding the ability of the health system to provide comprehensive care across the country. Moreover, service coverage for non-communicable diseases and mental health remains low. Preventive care, health promotion, and early detection services are often underutilised or unavailable at the primary health care level.

To accelerate progress toward the 2030 UHC target, Ghana must scale up investments in primary health care, address health workforce and infrastructure inequities, improve supply chains for essential medicines, and strengthen health information systems to support data-driven planning and monitoring. Expanding coverage for essential health services under NHIS and enhancing the quality of care at all levels will be critical to ensure that no one is left behind on the path to universal health coverage.

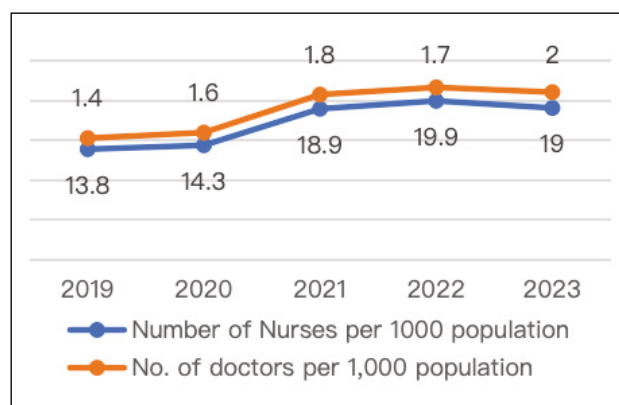
Target 3.c: Substantially increase health financing and the recruitment, development, training and retention of the health workforce in developing countries, especially in least developed countries and small island developing States

Indicator 3.c.1: Health worker density and distribution

Ghana has made notable progress in increasing the density of health professionals—particularly doctors, nurses, and midwives—over the past decade.

This achievement reflects ongoing efforts to strengthen the health workforce in support of universal health coverage (UHC) and the Sustainable Development Goal (SDG) 3 target of substantially increasing health financing and recruitment, development, training, and retention of the health workforce (Indicator 3.c.1). Doctor-to-population density increased modestly, reaching 2.0 doctors per 10,000 population in 2023, up from 1.7 in 2022. The nurse-to-population ratio stood at 19.0 per 10,000 population in 2023 [Figure 23]. This exceeds the World Health Organisation (WHO) minimum threshold of 10 health professionals per 10,000 people. However, these national averages mask stark disparities across regions and professional categories.

Figure 23: Health worker density, 2019-2023; per 10,000 population



Source: Ministry of Health, HR and Holistic Sector Assessment (2023)

These disparities are rooted in systemic inequities, including the availability of health infrastructure, professional deployment incentives, and quality of living conditions. The Greater Accra Region consistently recorded the highest doctor-to-population ratio—4.9 per 10,000 in 2023—owing to its better infrastructure, economic opportunities, and concentration of tertiary



hospitals. Conversely, the North East Region reported the lowest doctor density at just 0.3 per 10,000 population, highlighting a persistent north–south divide in health service availability. Nurse-to-population ratios followed similar patterns, with Ahafo Region recording the highest ratio of 2.84 per 1,000 in 2023, while North East again recorded the lowest at 1.28 per 1,000.

A growing concern is the international migration of health professionals. As of December 2023, the Nursing and Midwifery Council processed 8,280 verification requests for overseas employment, a sharp increase from previous years. This trend reflects the rising demand for Ghanaian-trained nurses in high-income countries and points to potential vulnerabilities in domestic health system resilience

To sustain and accelerate gains in health workforce density, and to ensure equitable access to care, Ghana must adopt a comprehensive strategy that includes:

- Enhanced rural deployment incentives, including housing, hardship allowances, and accelerated promotion opportunities.
- Retention-focused policies, such as improved working conditions, continuing professional development, and mental health support;
- Investment in regionally distributed health training institutions to decentralise the production of health workers;
- Strengthening data systems for real-time tracking of health workforce availability and needs at subnational levels.

Target 3.d: Strengthen the capacity of all countries, in particular developing countries, for early warning, risk reduction and management of national and global health risks

Indicator 3.d.1: International Health Regulations (IHR) capacity and health emergency preparedness

Health emergency preparedness has improved, but capacity gaps remain

Ghana has made notable progress in strengthening its health emergency preparedness systems in recent years, as reflected in improvements to its International Health Regulations (IHR) core capacities. According to World Health Organisation (WHO) assessments, Ghana's IHR capacity score rose from 44 percent in 2019 to 61 percent in 2021, indicating enhanced readiness to detect, prevent, and respond to public health threats such as infectious disease outbreaks, chemical hazards, and other emergencies. This improvement reflects deliberate efforts by the Ministry of Health, Ghana Health Service, and allied agencies to bolster core capacities including surveillance, laboratory systems, emergency response operations, risk communication, and points of entry management.

The COVID-19 pandemic acted as a stress test for health systems globally, and in Ghana's case, it highlighted both progress and lingering gaps. Although Ghana demonstrated strong leadership and coordination, including through the establishment of the National COVID-19 Task Force and enhanced laboratory testing capacity, challenges persisted in areas such as health workforce surge capacity, logistics, and real-time information sharing across all regions.



Despite the gains, the current IHR score remains well below the 2030 target of ≥ 80 percent, suggesting the need for continued investments in national public health institutions, emergency preparedness training, interoperable

data systems, and sustained simulation exercises. Strengthening community-based preparedness and integrating emergency response into national development planning are also essential to ensure resilience against future health threats.



Photo Credit: Asunafo South Immunisation Programme, Asabrem Community.

GOAL 4: ENSURE INCLUSIVE AND EQUITABLE EDUCATION AND PROMOTE LIFELONG LEARNING OPPORTUNITIES FOR ALL

Target 4.1: By 2030, ensure that all girls and boys complete free, equitable and quality primary and secondary education leading to relevant and effective learning outcomes

Indicator 4.1.2: Completion rate (primary education, lower secondary education, upper secondary education)

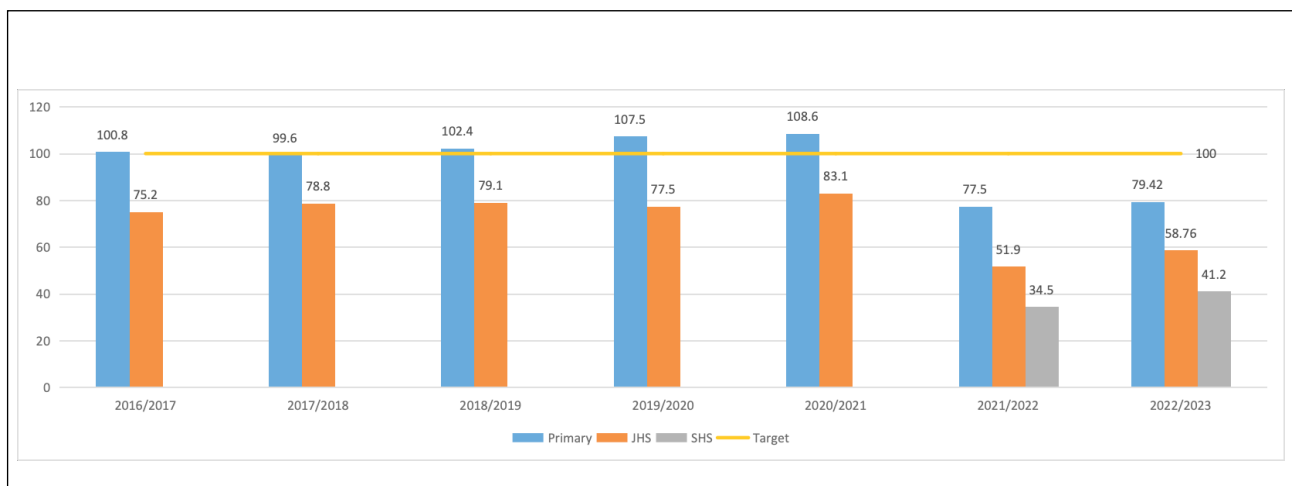
Higher education levels see declining completion rates

The completion rates for all years in Primary is higher than that of JHS which is also higher than SHS. Completions for academic

years from 2016/2017 to 2020/2021 has been above 100 percent for Primary and above 75 percent for JHS. However, completion rates plummeted up to about 80 percent for Primary and 60 percent for JHS for 2021/2022 and 2022/2023 academic years [Figure 24].

Declining completion rates can be attributed to dropouts, repetition or delayed completions. This is normally recorded at higher levels of education. Economic challenges such as early marriage, teenage pregnancy, and lack of access to education in remote areas contribute to dropout.

Figure 24: National Completion Rates at Primary, JHS, and SHS Levels, 2016/17–2022/23



Source: Ministry of Education, 2024



Photo Credit: Goldfields Foundation





Ensuring that all boys and girls complete full and equitable education requires the combination of targeted interventions, including scholarship schemes, gender-sensitive infrastructure improvements, community sensitisation on the value of girls' education, and stronger retention programmes.

Target 4.3: By 2030, ensure equal access for all women and men to affordable and quality technical, vocational and tertiary education, including university

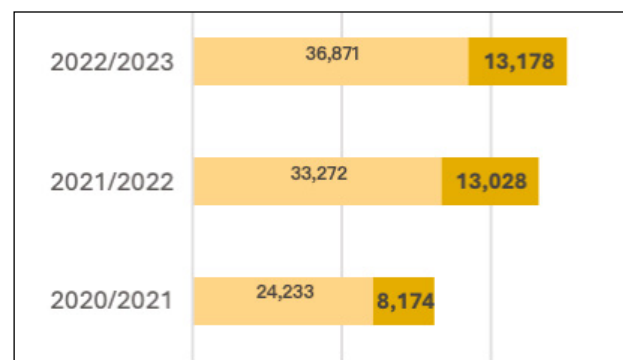
Technical, Vocational and Education Training

In 2022, 231 public Technical and Vocational Education and Training (TVET) Institutions in the country were rolled onto the Free TVET programme. This is to ensure that vocational education and training is made generally available and accessible to all, and no child is denied his or her constitutional right to education

Pre-tertiary and Tertiary Enrolment

Public pre-tertiary enrolment for the 2022/23 academic year was 54 percent higher relative to 2020/21 academic year. The enrolment data shows enrolment in TVET institution has steadily increased from 2020/21 (32,407) to 46,300 in 2021/22 academic year. Again in 2022/23 the enrolment figures increased to 50,049 [Figure 25].

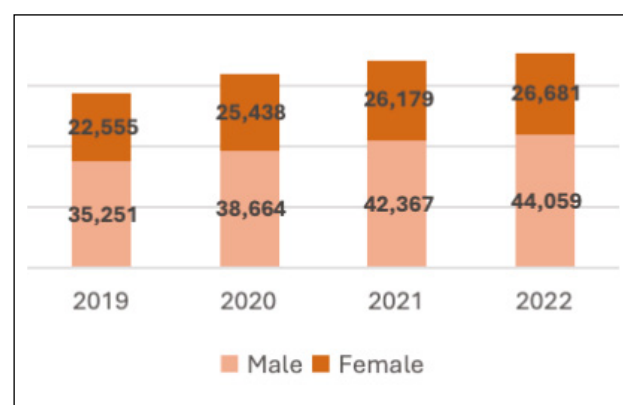
Figure 25: Public Pre-Tertiary enrolment by sex



Source: Ghana TVET Report, 2023, Ministry of Education

Enrolment figures for the Technical Universities showed a consistent year-on-year increase. enrolment per gender demonstrates a consistent rise in enrolment for both male and female learners from 2019 to 2022. Overall, female enrolment surged by 18 percent during this period, while male enrolment saw a 25 percent increase from 2019 to 2022 [Figure 26].

Figure 26: Technical Universities enrolment by sex



Source: Ghana TVET Report, 2023, Ministry of Education



Inclusive TVET

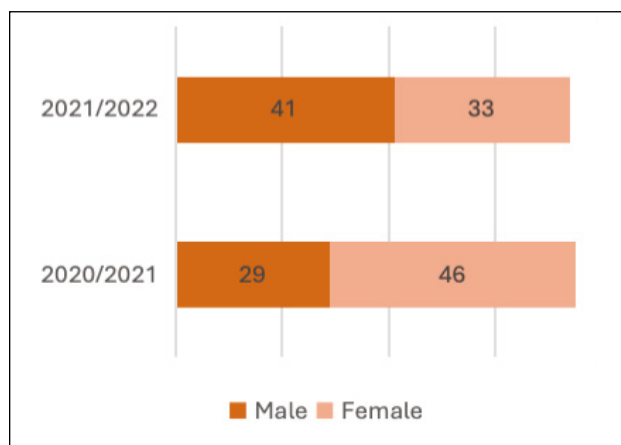
Infrastructure development within the TVET sector aims to enhance accessibility, particularly for PWDs. Out of a total of 231 Technical and Vocational Institutes [TVIs], 77 institutions have enrolled 357 (57.4 % males and 42.6 % females) Learners with Special Needs [LWSNs].

Table 2: Categories of Special Needs among LWSNs in TVIs

S/N	Number of Institutions	Categories of special needs
1.	46	Physical Disorder
2.	27	Hearing Disorder
3.	18	Mental Disorder
4.	12	Visual impairment
5.	8	Learning Disorder
6.	8	Speech Disorder
7.	5	Others (Autism, Behavioural, Stroke, Hydrocephalus)

Source: Ghana TVET Report, 2023; Ministry of Education

Figure 27: Completion of Programme by LWSNs



Source: Ghana TVET Report, 2023, Ministry of Education



Nea Onnim No Sua a, Ohu

Symbol of educational opportunities.



Approximately 18 of the TPs surveyed graduated LWSNs in the 2020/2021 academic year, while 25 TPs graduated LWSNs in the 2021/2022 academic year [Figure 27]. The main challenges faced in training LWSNs are shown in Table 3.

Table 3: Challenges in training LWSNs

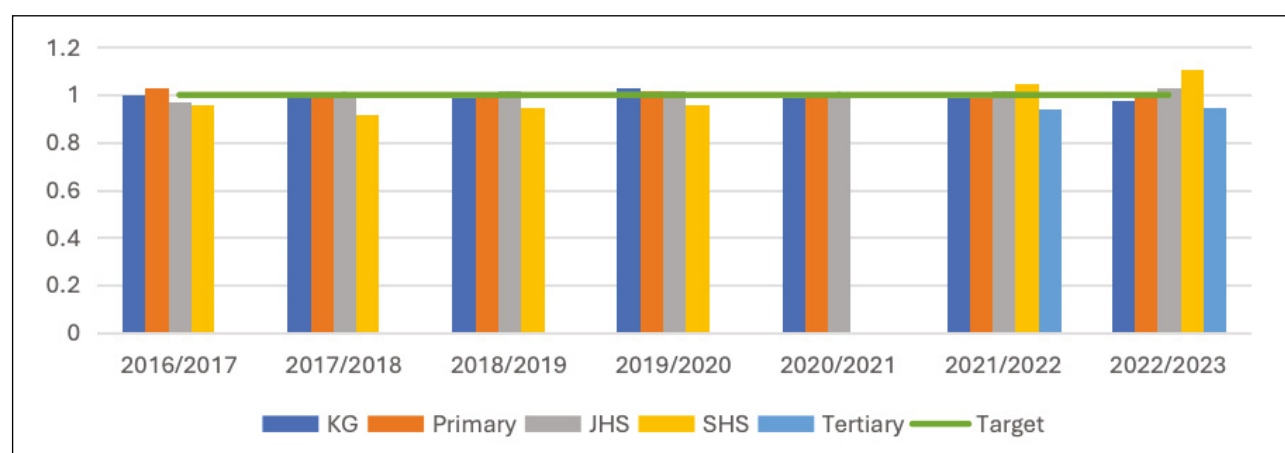
S/N	Number of Institutions	Assistive Devices in place for LWSNs
1.	55	Access to facilities
2.	17	Mobility aids
3.	14	Computer software and hardware
4.	7	Visual Aids
5.	3	Hearing Aids

Target 4.5: By 2030, eliminate gender disparities in education and ensure equal access to all levels of education and vocational training for the vulnerable, including persons with disabilities, indigenous peoples and children in vulnerable situations

Gender Parity achieved in pre-tertiary education, Yet Regional Disparities Persist

Ghana has made important progress in closing gender gaps in education enrolment over the past two decades. Enrolment at all levels steadily progressed toward gender parity. By 2022/23, parity has been achieved at pre-tertiary level (Figure 28).

Figure 28: Gender Parity



Source: Ghana Statistical Service, 2024Ministry of Education



While the national GPI trends are encouraging, regional disparities tell a more complex story. Gender gaps remain particularly pronounced in the Northern, North-East, and Savannah regions, where social, cultural, and economic barriers still disproportionately limit girls' access to education. These trends signal that although Ghana has made commendable national progress toward gender parity, targeted strategies are urgently needed in lagging regions to ensure that all girls, regardless of local, cultural and social status, can access and complete school.

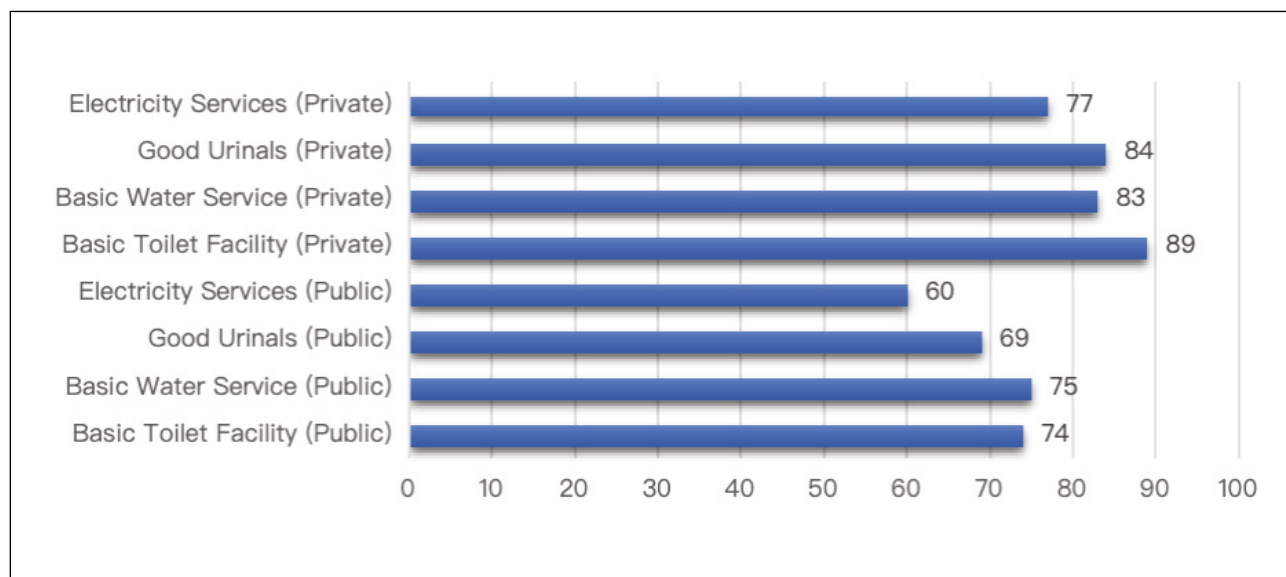
Target 4.a: Build and upgrade education facilities that are child, disability and gender sensitive and provide safe, non-

violent, inclusive and effective learning environments for all

Access to WASH Facilities Increasing, Yet Major Gaps Remain in Schools

Ghana has made gradual strides in expanding access to basic water, sanitation, and hygiene (WASH) facilities in schools. In public schools, 74 percent now have basic toilet facilities, 75 percent have access to basic water services, 69 percent have good urinals, and 60 percent have electricity. Private schools generally report even higher access, with 89 percent having basic toilet facilities, 83 percent basic water services, 84 percent good urinals, and 77 percent electricity (Figure 29).

Figure 29: Proportion of Schools with Basic WASH and Electricity Services by Ownership



Source: Ministry of Education, 2021

Despite these improvements, serious gaps persist, particularly in rural and underserved regions. Nationally, nearly 30 percent of schools lack handwashing facilities, 16.7 percent lack access to water, and 21.9 percent have no toilet facilities. Regions such as Ashanti, Northern, Eastern,

and Bono East have some of the highest absolute numbers of schools without handwashing, water, or toilet facilities. For example, Ashanti Region alone has over 2,000 schools without handwashing facilities, 1,188 without water, and 1,516 without toilets.





Target 4.c: By 2030, substantially increase the supply of qualified teachers, including through international cooperation for teacher training in developing countries, especially least developed countries and small island developing States

Indicator 4.c.1: Proportion of teachers with the minimum required qualifications, by education level

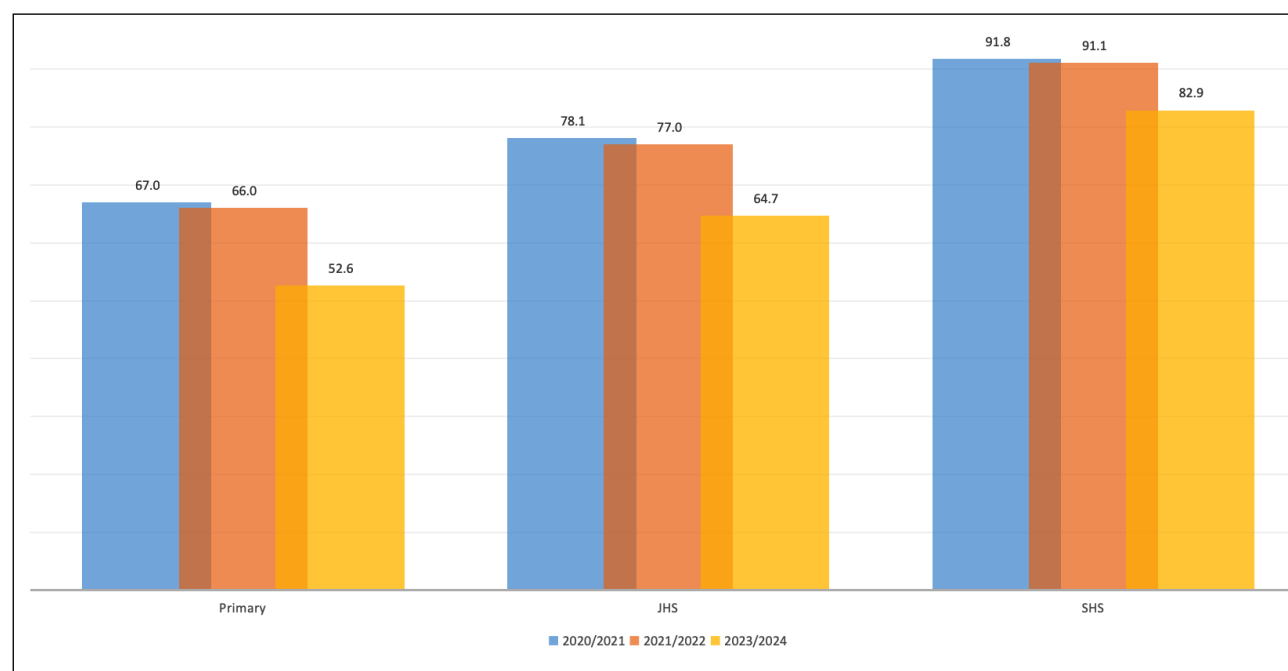
Teacher Qualifications Improving, but Critical Shortages Persist in Rural Areas

Proportions of teachers with the requisite minimum qualification have declined for Primary, JHS and SHS since 2020 (Figure 28). However, teachers with the requisite

minimum qualification increase with higher level of education [Figure 30].

The national teaching council continues to administer licensure examinations as part of efforts to improve teachers' pedagogical skills to effectively manage classrooms and enhance instructional practices. In 2024, licensure examinations were administered for 42, 538 candidates resulting in the licensing of 6,596 teachers nationwide. Thirteen Continuous Professional Development service providers were accredited, and an additional fifty service providers subscriptions were renewed.

Figure 30: Proportion of teachers with minimum required qualifications, 2020 - 2024 (%)



Source: Ghana Education Service, 2024

At the national level, pupil-to-teacher ratios have fluctuated across educational levels over the past two decades. In 2003/04, the national primary ratio stood at 34:1, dropping slightly to 31:1 in 2009/10, and reaching 37:1 in

2022/23. At the kindergarten level, the ratio moved from 32:1 in 2003/04, rising to a peak of 39:1 in 2005/06, before improving to 30:1 in 2022/23. For JHS, the ratio improved from 19:1 in 2003/04 to 15:1 in 2022/23.



Source: Goldfields Foundation



GOAL 5 ACHIEVE GENDER EQUALITY AND EMPOWER ALL WOMEN AND GIRLS

Target 5.1: End all forms of discrimination against all women and girls everywhere

Indicator 5.1.1 Whether or not legal frameworks are in place to promote, enforce and monitor equality and nondiscrimination on the basis of sex

The enactment of the Affirmative Action Law in 2024 marks a strong legal foundation for gender equality in Ghana.

Ghana has passed an Affirmative Action law in 2024 to further deepen legal frameworks that promotes gender equality and women empowerment. The affirmative law promotes gender equity and increases women’s participation in governance and decision-making. The law sets progressive targets for gender representation, aiming for 30 percent by 2026, 35 percent by 2028, and 50 percent by 2030.

Figure 31: Key components of the affirmative law

Mandatory Representation	Women must constitute at least 30% of members in key decision-making bodies, with a progressive increase to 50%.
Gender-Responsive Budgeting	Government ministries and agencies must allocate funds to address gender-specific issues
Protection Against Discrimination	The law prohibits gender-based discrimination and verbal abuse, with penalties including fines and imprisonment.
Political Party Compliance	Political parties must adopt measures to promote gender equality in their electoral processes.
Private Sector Incentives	Companies that comply with gender equity policies receive tax benefits.



Target 5.2: Eliminate all forms of violence against all women and girls in the public and private spheres, including trafficking and sexual and other types of exploitation

Indicator 5.2.1 Proportion of ever-partnered women and girls aged 15 years and older subjected to physical, sexual, or psychological violence by a current or former intimate partner in the previous 12 months, by form of violence, and by age

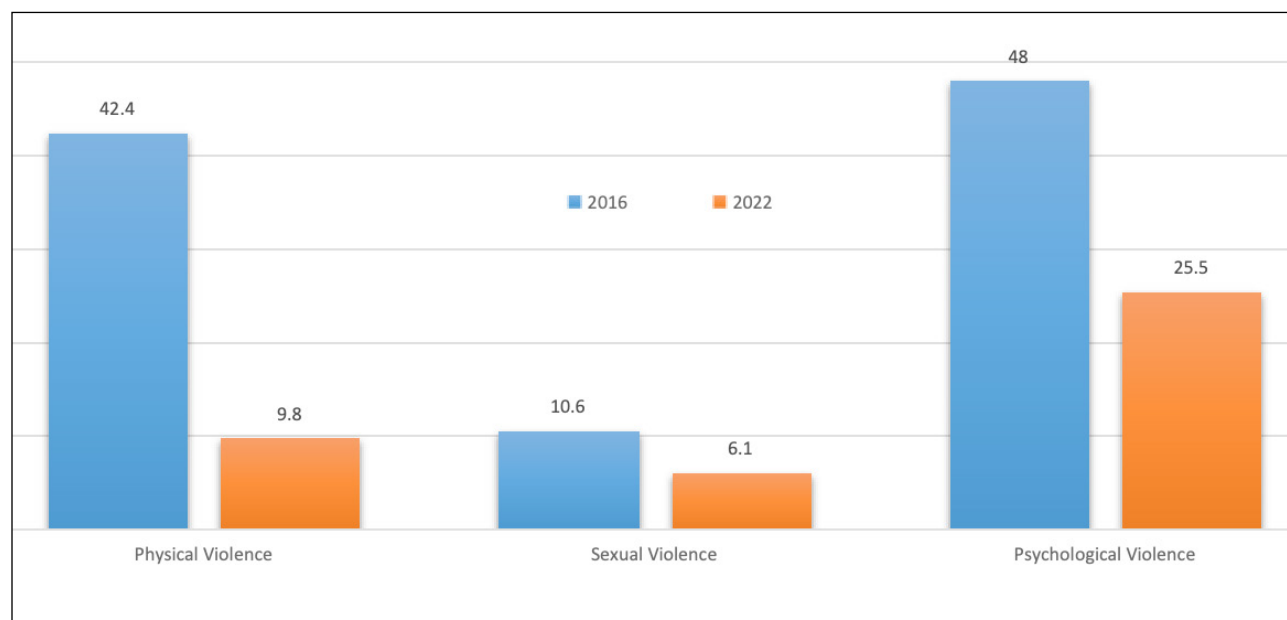
Incidences of violence against women have significantly decreased due to targeted legal and social interventions.

Considerable progress has been made towards eliminating all forms of violence

against women. Household level statistics on violence against women indicate that the various initiatives and policies rolled out are yielding the right impact. Between 2016 and 2022 violence against women has declined by a cumulative average of 20 percent for physical, sexual and psychological violence.

Most women are more prone to psychological violence [48% in 2016] followed by physical violence [42.4% in 2016] and sexual violence [10.6% in 2016]. These rates have declined in 2022 to 25.5 percent, 9.8 percent and 6.1 percent for psychological, physical and sexual violence respectively [Figure 32].

Figure 32: Proportion of ever-partnered women and girls aged 15 years and older subjected to violence by a current or former intimate partner in the previous 12 months



Sources: 1. Domestic Violence in Ghana: Incidence, attitudes, determinants and Consequences, 2016, Ghana Statistical Service and Institute of Development Studies; 2. Ghana Demographic and Health Survey, 2022, Ghana Statistical Service



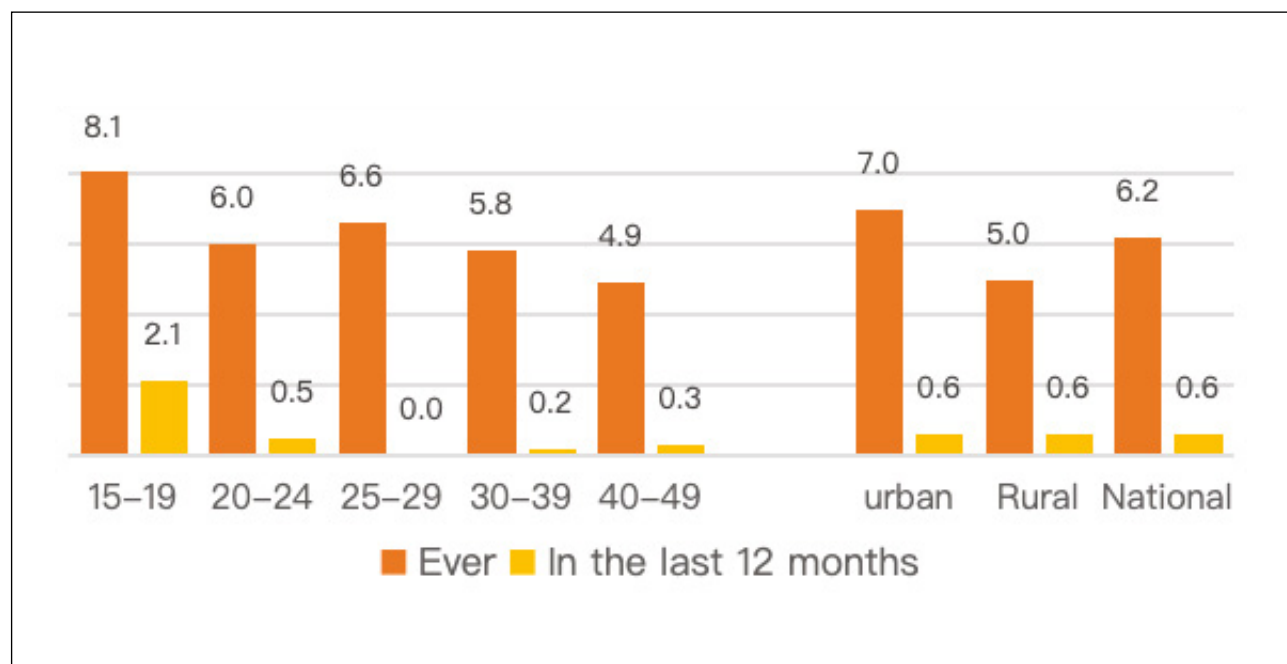
Despite this encouraging trend, there is urgent need for strengthened prevention, protection, and response mechanisms. While legal instruments such as the Domestic Violence law exist, there is need for more robust enforcement, survivor-centered support systems, and community-level interventions to shift social norms and ensure women's safety and dignity.

Indicator 5.2.2 Proportion of women and girls aged 15 years and older who have been subjected to sexual violence by persons other than an intimate partner in the previous 12 months, disaggregated by age.

National data reflects a decline in non-partner sexual violence cases, showing progress in protection measures.

Sexual violence perpetrated by non-intimate partner is predominant among women aged 15 to 19 ever experience and those experiencing it for the last 12 months. This correlates with high defilement cases recorded by Ghana Police Service. Non-intimate partners perpetuating sexual violence are also predominant in the urban [7.0%] than rural areas [5.0%] and higher than the national average [6.2%]. These findings highlight the widespread nature of non-partner sexual violence and emphasise the need for comprehensive protection, survivor support, and preventive interventions across all age categories.

Figure 33: Sexual violence by non-intimate partner, 2022, %

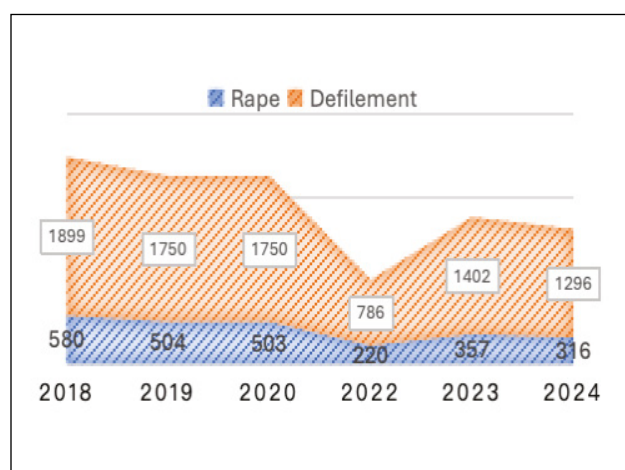


Source: Ghana Demographic and Health Survey, 2022, Ghana Statistical Service



Reported cases of rape and defilement has declined by 35 percent in 2024 compared to the level in 2018 [Figure 34]. While the figures show a marginal decline over the period, they nonetheless reflect a persistent and troubling pattern of sexual violence against women and girls. This burden is disproportionate on girls before the age of 16 as defilements constitute about 80 percent of total reported cases.

Figure 34: Reported cases of rape and defilement, 2018-2024



Source: Crime Statistics 2018-2024, Ghana Police

Target 5.3: Eliminate all harmful practices, such as child, early and forced marriage and female genital mutilation

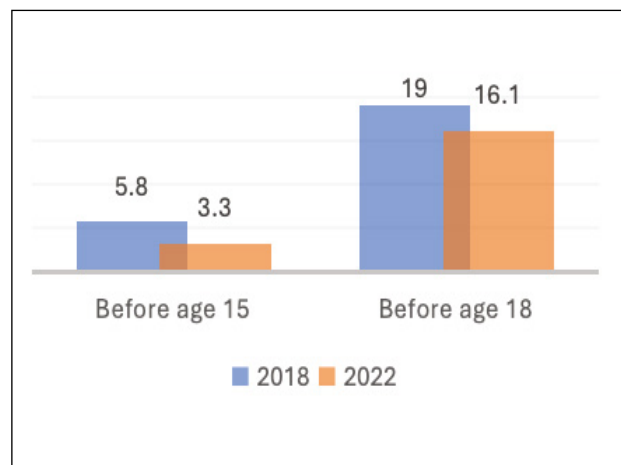
Indicator 5.3.1 Proportion of women aged 20–24 years who were married or in a union before age 15 and before age 18

Child marriage rates continue to fall as national frameworks and community engagement efforts strengthen

Child marriage remains a significant barrier to gender equality and the empowerment of girls.

The implementation of the National Strategic Framework on Ending Child Marriage 2017 – 2026 has contributed to the reduction in child marriage. Women married before age 15 and 18 declined by 2.5 percentage points and 2.9 percentage point respectively in the last 4 years [Figure 35].

Figure 35: Age of married for women aged 20-24years, 2018 and 2022, %



Source: Multiple Indicator Cluster Survey, 2018; Ghana Demographic Health Survey, 2022; Ghana Statistical Service



MAJOR INITIATIVES TO END CHILD MARRIAGE

Ghana has implemented several initiatives to combat child marriage, focusing on education, legal enforcement, and community engagement. Some key efforts include:

- **National Strategic Framework on Ending Child Marriage (2017-2026):** A government-led plan to eliminate child marriage through policy reforms, education, and advocacy.
- **UNICEF Ghana Programs:** UNICEF has partnered with local organisations to provide community education, legal support, and economic empowerment for girls.
- **Traditional Leaders' Advocacy:** Chiefs and queen mothers, such as the Nakolo Queen mother, have urged the government to take stronger action against child marriage and harmful practices like Female Genital Mutilation (FGM).

Target 5.5: Ensure women's full and effective participation and equal opportunities for leadership at all levels of decision-making in political, economic and public life

Indicator 5.5.1 Proportion of seats held by women in (a) national parliaments and (b) local governments

Women's representation in decision-making has gradually improved across multiple public institutions.

Women's representation in decision-making positions continues to show modest improvement in Ghana. The proportion of seats held by women in national parliament increased from 36 seats (13.1%) in 2021 to 40 seats (14.5%) in 2023. While this represents a positive trend, women's participation remains significantly below the global average and far from parity.

	2017	2018	2019	2020	2021	2022	2023	2024
Minsters	25	25	25	25	20	20	20	23
Dep. Ministers	21	20	20	14	27	23	23	14
MPs	11	14	14	14	15	15	15	15
MMDCE	10	17	14	14	15	15	15	15
Chief Directors	10	17	24	31	30	28	39	39
Supreme Court Judges	23	26	26	28	31	33	33	33
High Court Judges	38	38	36	36	37	38	38	41

Source: Annual Progress Report, 2024, Ministry of Gender, Children and Social Protection



The table above highlights trends in women's representation in public life from 2017 to 2024. The data shows fluctuating progress across sectors. For instance, female Deputy Ministers peaked at 27 percent in 2021 but dropped to 14 percent in 2024, while women's representation in Parliament and among MMDCEs has remained relatively stagnant at 15 percent since 2021. In contrast, the civil service recorded more substantial gains, with female Chief Directors rising from 10 percent in 2017 to 30 percent in 2021. The judiciary has demonstrated relatively higher and more consistent female representation. Supreme Court Judges increased from 23 percent to 31 percent between 2017 and 2021, and High Court Judges reached 41 percent in 2024, the highest among all categories.

Despite achieving the target set in the Affirmative Action law for Supreme Court and High Court Judges way ahead of the 2027 deadline, there is a need for sustained gender-responsive policies and leadership development efforts to close the gender gap in public office and decision-making roles.

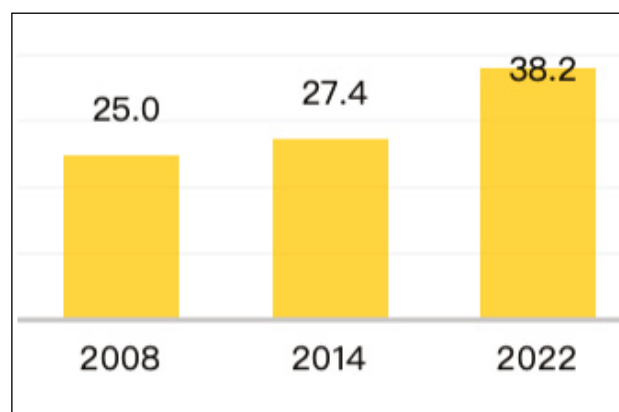
Target 5.6: Ensure universal access to sexual and reproductive health and reproductive rights as agreed in accordance with the Programme of Action of the International Conference on Population and Development and the Beijing Platform for Action and the outcome documents of their review conferences

Indicator 5.6.1 Proportion of women aged 15–49 years who make their own informed decisions regarding sexual relations, contraceptive use and reproductive health care

Ghanaian women increasingly make informed decisions on their reproductive health, showing growing autonomy.

Women decision making has improved over the years. Women empowerment campaigns, advocacy coupled with implementation of policies are partly due resulted in this improvement. As reported by the demographic and health survey, women solely taken decisions regarding their own health issues among married women have increased steadily from 25 percent in 2008 to 38.2 percent in 2022 [Figure 36].

Figure 36: Proportion of women solely making decision regarding their own health, 2008 to 2022, %

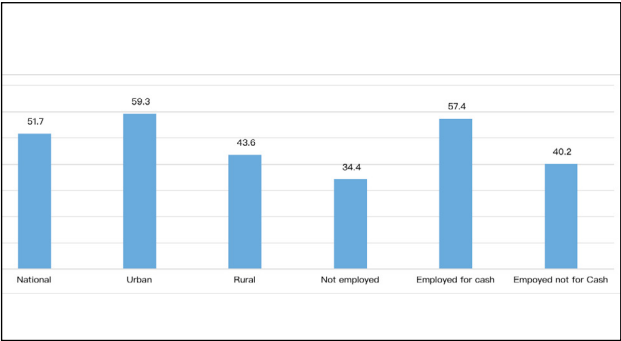


Source: Ghana Demographic and Health Survey, 2008, 2014 and 2022; Ghana Statistical Service

In 2022, nearly over half of married women make their own informed decisions regarding specifically sexual relations, contraception and reproductive health. Married women making their own decision regarding sex, contraceptive and productive health care is enhanced for those in urban areas [59.3] and employed for cash [57.4] [Figure 37].



Figure 37: Women making their own decision regarding sex, contraceptive and reproductive health, 2022, %



Source: Ghana Demographic and Health Survey, 2022; Ghana Statistical Service

While this marks progress, it also indicates that nearly half of women in this age group still face barriers to exercising full control over their reproductive choices. Eight out of the 16 regions have married women proportion below the national average. These regions are Ashanti [47.8%], Eastern [42.1], Upper West [40.8%], Western North [40.5%], Northern [40.1%], Savannah [39.1%], Ahafo [37.4%], and North East [28.5%].

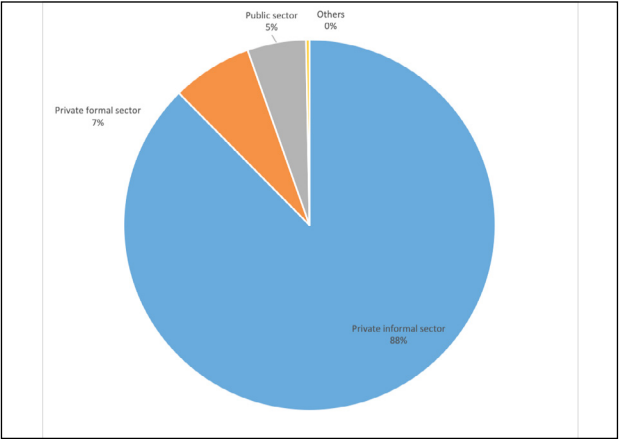
Figure 38: Gender wage gap, 2022, sector of employment; %



Source: Annual Household Income and Expenditure Survey 2022, GSS

Labour market regulations may have an impact on gender wage inequality in Ghana. However, labour market regulations and affirmative action policies that protect women can easily be monitored in the formal sectors. Therefore, formal wage employment protects women and thus minimises discrimination against women in the workplace. The gender wage gap is highest in the private informal sector (58.7%), more than five times the gap in the public sector, where women are paid 10.5 percent less than men [Figure 38].

Figure 39: Employment sector of females, 15 years and older, %



Source: Annual Household Income and Expenditure Survey 2022, GSS

Target 5.c: Adopt and strengthen sound policies and enforceable legislation for the promotion of gender equality and the empowerment of all women and girls at all levels

Indicator 5.c.1: Proportion of countries with systems to track and make public allocations for gender equality and women's empowerment



Ghana has institutionalized gender-responsive budgeting to promote equity in resource allocation.

Ghana has systems in place to track and make public allocations for gender equality and women's empowerment. The country has institutionalised gender-responsive planning and budgeting (GRP) through the Ministry of Finance and Ministry of Gender, Children and Social Protection, supported by clear guidelines and performance frameworks. The decentralised planning system ensures that gender remains a

crosscutting issue in national and sub-national medium-term plans, guided by the NDPC's planning frameworks. Tools such as the Programme-Based Budgeting system, the Ghana Integrated Financial Management Information System (GIFMIS), and gender-disaggregated data collection by the Ghana Statistical Service support tracking. Annual Budget Performance Reports and the SDG Budget Report, which highlights allocations to gender equality interventions, enhance transparency.

“Gender-responsive planning and budgeting are not just about fairness they are about effectiveness. Investing in women and youth strengthens economies, enhances social cohesion, and builds resilient communities. By equipping local actors with the necessary skills, we are fostering a more transparent and people-centered development process that leaves no one behind”. -



GOAL 6 ENSURE AVAILABILITY AND SUSTAINABLE MANAGEMENT OF WATER AND SANITATION FOR ALL

Target 6.1: By 2030, achieve universal and equitable access to safe and affordable drinking water for all

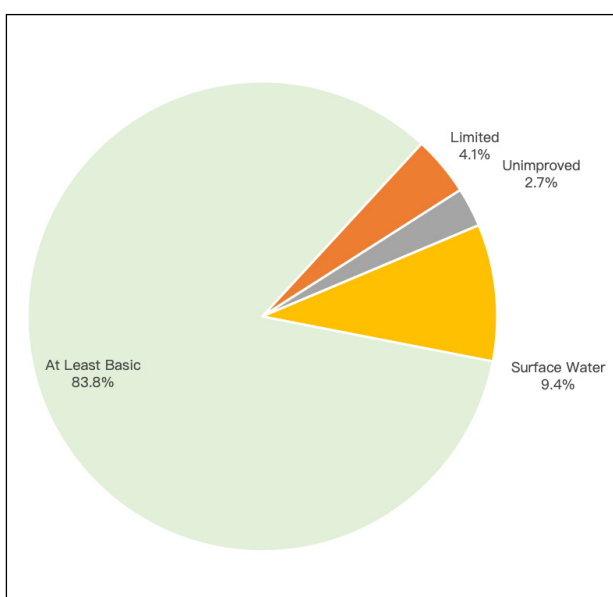
Indicator 6.1.1: Proportion of population using safely managed drinking water services

Ghana has made significant progress in accessing improved source of drinking water.

According to the 2021 Population and Housing Census and 2022 Ghana Demographic and Health Survey more than 90 percent of households have access to improved source of drinking water. The 2021 PHC recorded 87.7 percent of households having access to basic drinking water services with urban areas having 96.4 percent access and rural areas 74.4 percent. The 2022 Ghana Demographic and Health Survey also revealed that 83.8 percent [Figure 40] of the population have at least access to basic drinking water services.

Nine out of the 16 regions have ≥ 80 percent of population with at least basic drinking water. Some regions in the northern part of the country (i.e. North East, Savannah and Oti) have limitations in accessing basic drinking water [Figure 41]. The survey further shows that 9.4 percent of the population in Ghana rely on surface water

Figure 40: Water Service Levels, 2022; %



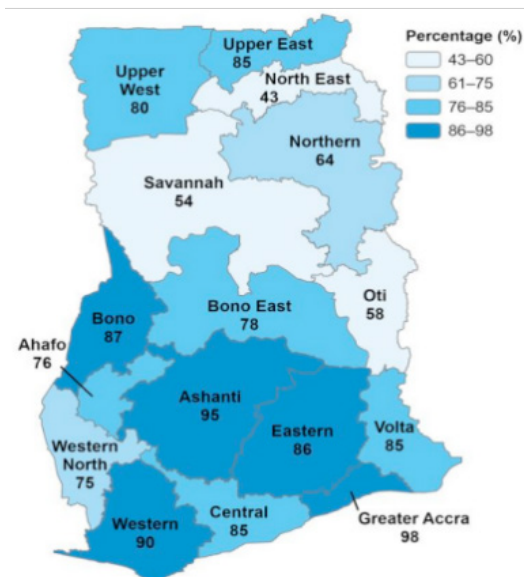
Source: Ghana Demographic and Health Survey, 2022, Ghana Statistical Services

while 2.7 percent drink from unimproved source. Joint Monitoring Programme (2024) estimates that access to basic water services in schools stood at 78 percent and 67 percent in Health Care Facility for the year 2023. The country missed its national target of universal access to basic drinking water for the year 2025 by about 16 percent but has made tremendous efforts in improving at least basic access across the regions. However, there has been slow progress in achieving significant milestone



for safely managed drinking water service. Ghana is however likely to achieve universal access to basic drinking water services by 2030.

Figure 41: At least basic water services, 2022, by region, %



Source: Ghana Demographic and Health Survey, 2022, Ghana Statistical Services



³ Access to safely managed drinking water service, JMP 2022





Target 6.2: By 2030, achieve access to adequate and equitable sanitation and hygiene for all and end open defecation, paying special attention to the needs of women and girls and those in vulnerable situations

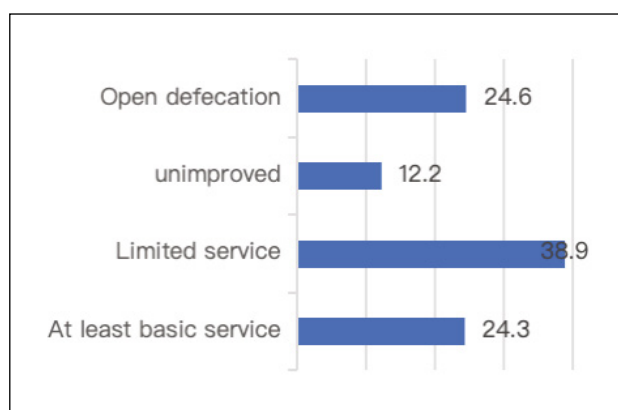
Indicator 6.2.1: Proportion of population using (a) safely managed sanitation services and (b) a hand-washing facility with soap and water

Renewed Commitment to Address Sanitation Issues and Benefiting from Its Synergistic Effects

Ghana's 2023 Technical Report on SDGs Transformation and Commitments demonstrates the country's commitment to attain SDG 6.2 which emerged as one of the 5 priority targets. Given the strong synergistic effect of SDG 6.2 several interventions have been rolled out to accelerate the implementation and attainment of Goal 6. Key among them is the pursuit for Accra to become one of the cleanest city in Africa, National Sanitation Day and Toilet for All projects. Sanitation concerns for many years have centred around eradicating open defecation (24.6%) and the greater share of the population that access limited sanitation services.

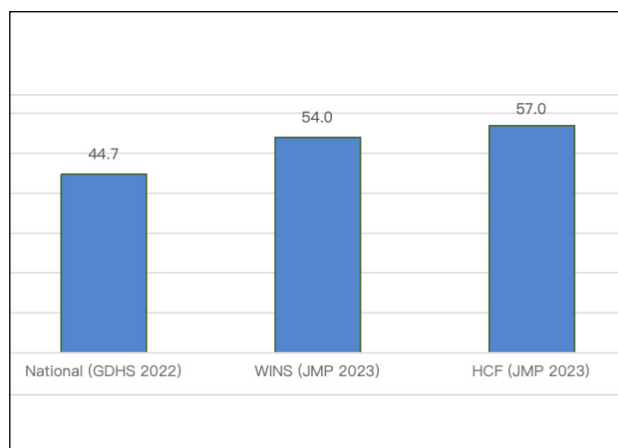
These issues are predominant in the rural than urban areas. As at the year 2022, 24.3 percent of the population have access to basic sanitation services while almost 40 percent of the population have more than two households sharing one toilet facility [Figure 42].

Figure 42: Sanitation Service levels, 2022, %



Source: Ghana Demographic and Health Survey, 2022, Ghana Statistical Service

Figure 43: Basic Hygiene Service, 2022 and 2023, %



Sources: 1. Ghana Demographic and Health Survey, 2022, Ghana Statistical Service; 2. Joint Monitoring Programme, 2024



Basic access to sanitation services at the school (59%) and health care facility (69%) has seen some marginal improvement in the year 2023 according JMP 2024. Access to basic hygiene services at the national level estimated at 44 percent in year 2021(JMP) has also slightly improved in the 2022 GDHS (44.7%). Access to hand washing facilities in basic schools and healthcare on the other hand recorded more that 50 percent at the institutional level [Figure 43]. Accelerating implementation of sanitation intervention at the household and institutional could help the country to attain universal access to basic sanitation service by 2030.

Target 6.5: By 2030, implement integrated water resources management at all levels, including through transboundary cooperation as appropriate

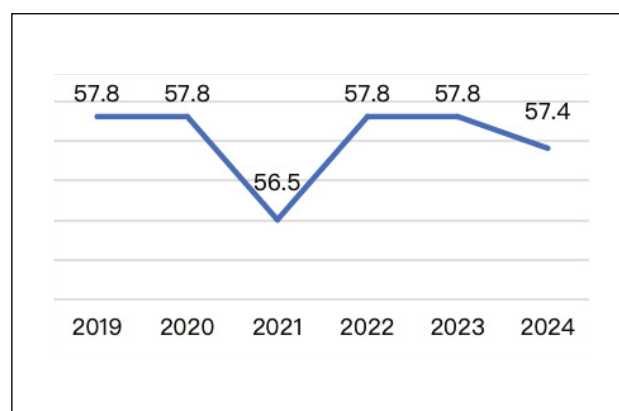
Indicator 6.5.1: Degree of integrated water resources management

Increasing Risk on Ghana's Water Resources and Poor Liquid Waste Management

Ghana surface and ground water resources are generally of good quality. However, illegal mining, sand winning, agricultural practices and the discharge of untreated waste in some areas affect the quality availability and the sustainable use of water resources. The Nationwide Water Quality Monitoring Programme continues to enhance the effectiveness of the protection of water from pollution. Overall ambient water quality for the major river basins has maintained an index of fairly good in 2022 and 2023 but recorded a decline in 2024 with an index of 57.4 [Figure 44].

According to the 2021 population and Housing Census, 98 percent of the population in the country are served by onsite or non-sewered sanitation facilities.

Figure 44: Water Quality Index, 2019-2024, %



Source: Water Resources Commission, 2024

Less than 2 percent of the population is connected to sewers, mainly in Accra, Tema and some sections of Kumasi. Majority of the household (70.6%) dispose-off waste water ground, street or outside. Many urban areas still lack centralised sewage systems, leading to untreated wastewater contaminating rivers and groundwater. As part of government interventions to address gap in liquid waste management, the government is working towards decentralised waste management, with proposals to introduce multiple waste management companies per district to improve collection and disposal. While progress is being made, sustained investment and innovation are needed to fully address Ghana's liquid waste challenges.

Target 6.4: By 2030, substantially increase water-use efficiency across all sectors and ensure sustainable withdrawals and supply of freshwater to address water scarcity and substantially reduce the number of people suffering from water scarcity

Indicator 6.4.2: Level of water stress: freshwater withdrawal as a proportion of available freshwater resources

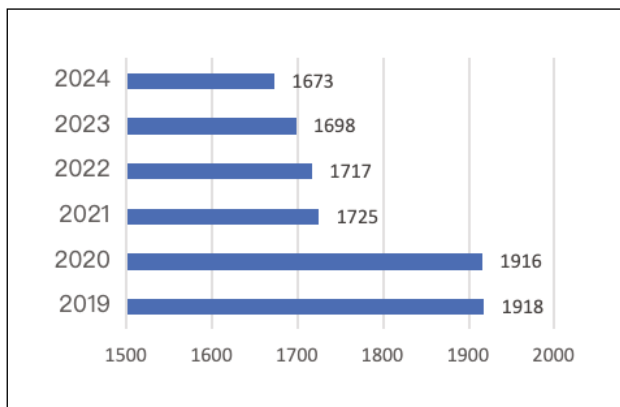


Declining Annual Renewable Water Resources Per Capita

Total annual renewable water resources per person has been declining over time. The decline was deepened with a 10 percent change between the years 2020 and 2021. The continual decline has resulted in the annual renewable water resources per capita falling below the recommended threshold level of 1700m³/person for the year 2023 and 2024 [Figure 45].

That means Ghana has reached water stress level. Government will intensify interventions to enhance water use efficiency in agriculture, industry and household levels.

Figure 45: Level of Water Stress, 2019-2024, m³/person



Source: Water Resources Commission, 2024

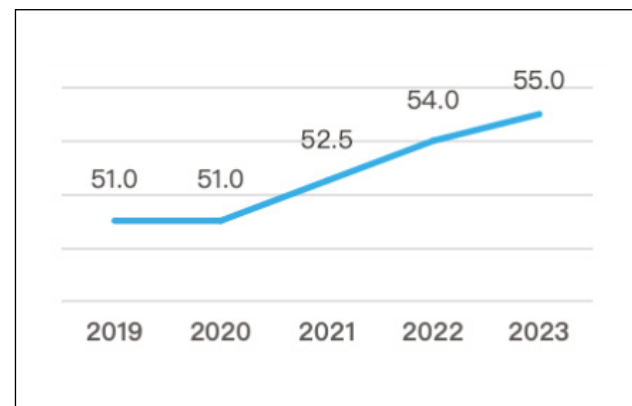
Target 6.5: By 2030, implement integrated water resources management at all levels, including through transboundary cooperation as appropriate

Indicator 6.5.1: Degree of integrated water resources management

Sustained Progress in Management of Integrated Water Resources

The degree of Water Resources management has seen marginal increment from 2021 with an of 52.5 to 55 in 2023 [Figure 46]. Ghana has not attained medium-high scale (60) and still far from achieving the very high scale (100). Under the Integrating Flood and Drought Management and Early Warning for Climate Change Adaptation in the Volta Basin (VFDM) project, an assessment of current capabilities and needs related 13 WQI is a general water quality index where various physical, chemical, and microbiological variables are aggregated to produce an overall index of water quality to describe the state of water bodies.

Figure 46: Degree of Integrated Water Resources Management



Source: Water Resources Commission, 2019-2023



GOAL 7 ENSURE ACCESS TO AFFORDABLE, RELIABLE, SUSTAINABLE, AND MODERN ENERGY FOR ALL

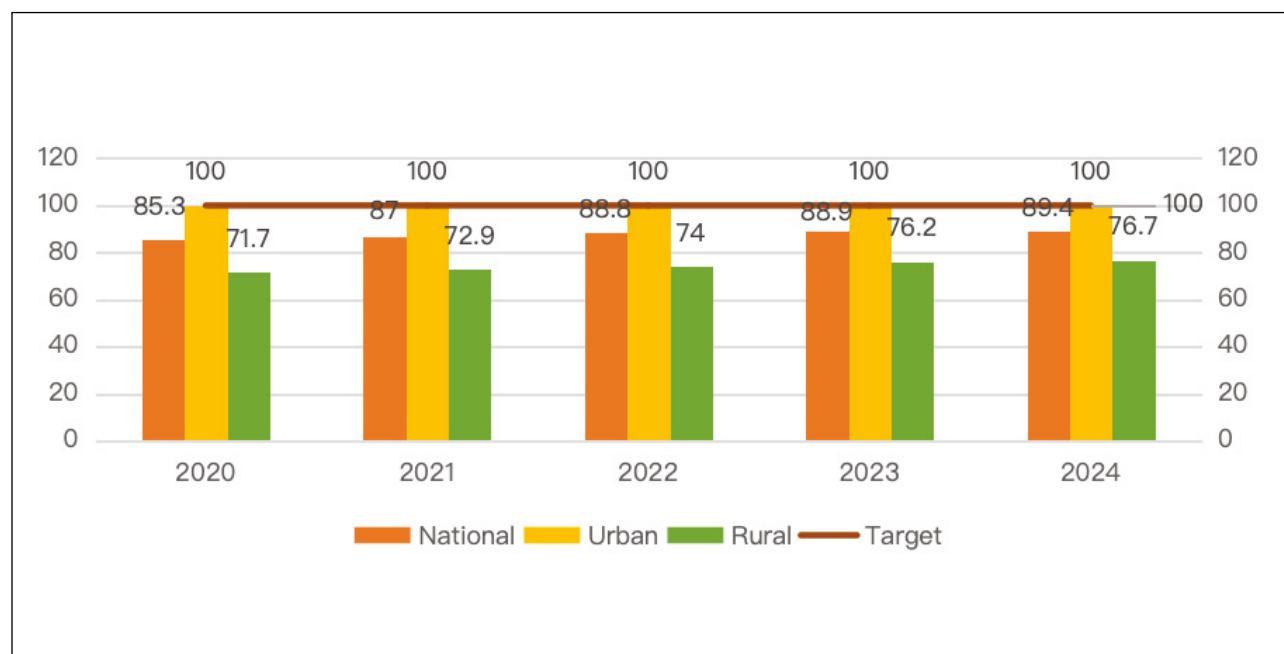
Target 7.1: By 2030, ensure universal access to affordable, reliable and modern energy services

Universal Electricity Access Expands but Supply Bottlenecks Persist and Electricity Consumption Remains Low

Ghana has made progress in expanding electricity access, with the national coverage rising steadily to 89 percent in 2024 from 85.3 percent in 2020 (The average for Sub-

Sahara Africa, according to the World Banks World Development Indicators (2024) is 53.2%). This improvement reflects sustained investment in grid expansion, the decades-old national electrification programme, and various infrastructure upgrades. Urban areas have maintained universal access since 2020, while rural areas continue to improve steadily [Figure 47]. This reinforces the persistent urban-rural divide in access to reliable energy services, generally.

Figure 47: Trends in National, Urban, and Rural Electricity Access, 2016–2024



Source: National Energy Statistical Bulletin, 2025, Energy Commission





Despite the progress with access to electricity, reliability concerns persist, especially in maintaining consistent power quality for households, businesses, and industries. Indices relating to duration of outages [SAIDI] and average restoration of power after an outage [CAIDI] have been below operational benchmarks. On the other hand, the average number of outages experienced) remains above operational benchmarks, especially for the population in the northern sector and rural areas where poverty is also rife [Table 5].

Table 5: Trends in National, Urban, and Rural Electricity Access, 2016–2024

Reliability Index	Operational Areas	Benchmark	2021		2022		2023		2024	
			ECG	NEDCo	ECG	NEDCo	ECG	NEDCo	ECG	NEDCo
Average number of outages experienced by a customer [SAIFI]	Metro	6.0	17.1	27.5	15.3	20.1	12.1	25.2	12.2	52.1
	Urban	6.0	27.4	24.7	21.8	19.7	18.2	24.7	17.1	40.0
	Rural	6.0	34.2	34.2	34.2	34.2	34.2	34.2	34.2	34.2
Total Duration of outages per customer [SAIDI]	Metro	48.0	26.1	59.2	24.7	46.0	21.9	37.5	21.5	70.3
	Urban	72.0	52.2	38.7	43.7	28.4	30.7	36.9	35.7	33.5
	Rural	144.0	56.3	81.0	40.0	103.8	31.5	104.6	44.7	102.4
Average restoration time per outage [CAIDI]	Metro	8.0	1.5	2.2	1.6	2.1	1.8	1.5	1.8	1.4
	Urban	12.0	1.9	1.6	2.0	1.6	1.7	1.5	2.1	0.8
	Rural	24.0	2.0	1.5	2.1	1.8	1.9	1.6	2.2	0.8

Significant disparities also persist across regions. While Greater Accra Region, a relatively low poverty region, recorded an access rate of over 95 percent, the Savannah Region, a poverty endemic region, recorded less than 65 percent (Table 6).

Table 6: Proportion of Population with Access to Electricity by Region, 2020–2024

Region	2020	2021	2022	2023	2024	Region	2020	2021	2022	2023	2024
Ahafo	80.9	82.5	84.2	84.3	84.9	Northern	70.6	80.5	82.2	82.2	82.5
Ashanti	91.8	93.6	95.5	95.6	95.9	Oti	70.4	73.6	75.1	75.2	75.4
Bono	92.1	93.9	95.8	95.9	96.2	Savannah	55.4	60.1	61.3	61.4	61.6
Bono East	76.7	78.2	79.8	79.9	80.1	Upper East	63.0	64.2	65.5	65.6	65.6
Central	90.0	91.8	93.7	93.8	94.0	Upper West	78.0	79.5	81.1	81.2	81.3
Eastern	82.4	88.9	90.7	90.8	91.4	Volta	89.2	90.9	92.8	92.8	92.9
Greater Accra	97.0	98.9	99.3	99.4	99.4	Western	90.8	92.6	94.5	94.6	94.9
North East	62.9	72.8	74.3	74.3	74.5	Western North	77.0	78.5	80.1	80.2	80.4

Source: National Energy Statistical Bulletin, 2025

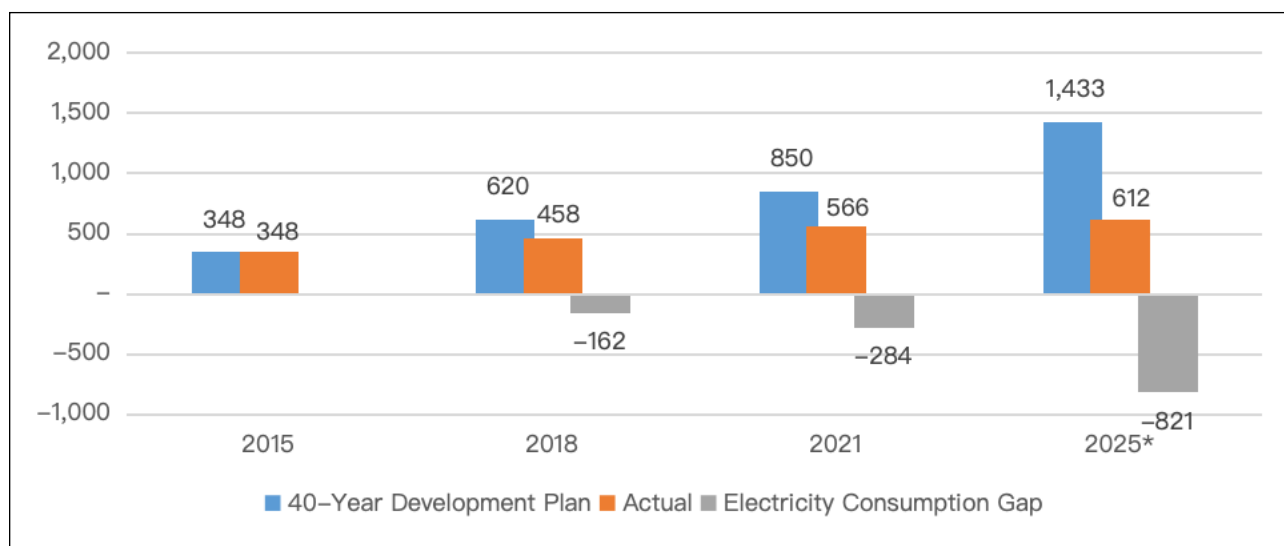


Although Ghana's overall electrification rates align with global progress trends, the country faces challenges in closing the remaining access gap, particularly in hard-to-reach rural and island communities. Mini-grid deployment, off-grid solutions, and last-mile connectivity efforts have advanced slowly, and the risks of leaving vulnerable populations behind remain high. Looking ahead, bridging the rural-urban electricity divide will require scaling up decentralised energy solutions, improving financial access for low-income households, and strengthening infrastructure resilience.

The good news about improved access to electricity has not only been dampened

by poor service delivery, as highlighted above, but also by a steady decline in electricity consumption by businesses and households, a key measure of economic growth and the overall socio-economic progress of a country. As shown in Figure 48, below, the targets for electricity consumption per capita, as outlined in Ghana's 40-Year National Development Plan, were missed in 2018 and 2021 and are likely to be missed in 2025 as well (the figure of 612 kWh per capita consumption of electricity for 2025 is for 2024; the figure for 2025, the target year for the 40-Year Plan, is not yet available).

Figure 48: Electricity Consumption per capita (KWh), 2015-2025



Source: 40 Year Plan, National Development planning Commission; Energy Commission,

These forgoing challenges in electricity supply and consumption highlight systemic weaknesses in the electricity network that, if unaddressed, threaten the stability and sustainability of power supply. Addressing these efficiency gaps will require a combination of targeted network upgrades, investment in modern transmission and distribution technologies, and stronger regulatory enforcement to reduce illegal connections and improve revenue protection. Improving system performance is not only critical for meeting growing national electricity demand but also for enhancing the competitiveness of the Ghanaian economy, lowering operational costs, and advancing the country's energy transition objectives.





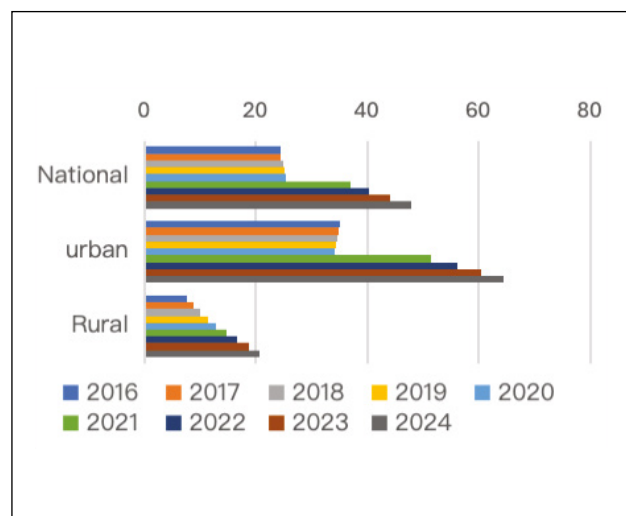
Indicator 7.1.2: Proportion of population with primary reliance on clean fuels and technology

Clean Cooking Fuels Use Lags Far Behind, Posing Health and Gender Risks

In Ghana, the percentage of the population using clean fuels for cooking has nearly tripled over the past two decades, increasing from 7.3 percent in 2003 to 22.5 percent in 2022 based on data from the Ghana Demographic and Health Surveys (what year). Despite this low usage of clean fuels, it remains above the Sub-Saharan average of 18.7 percent.

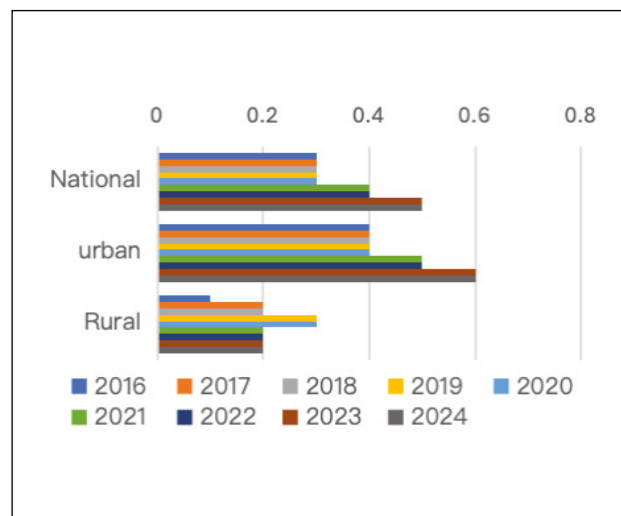
Statistics from the Energy Commission of Ghana show that majority of the population using clean cooking fuels utilise LPG (47.9%) than electricity (0.5%). Urban areas outperform rural areas with clean fuel usage for cooking (Figure 49 and Figure 50).

Figure 49: Population using LPG for cooking, 2016-2024, %



Source: National Energy Statistical Bulletin, 2025, Energy Commission

Figure 50: Population using electricity for cooking, 2016-2024, %



Source: National Energy Statistical Bulletin, 2025, Energy Commission

The government has initiated the Rural LPG Promotion Program to increase LPG access in rural areas. However, fuel cost and poor access to LPG service points hinder the programme's implementation. In 2024, the national average price per kilogram of charcoal was USD 0.17 which is lower than the average price of LPG per kilogram (USD 1.20). Furthermore, the government has instituted an improved charcoal cookstoves initiative leading to the distribution of 438,521 cookstoves to predominantly rural communities. Despite these initiatives, the adoption of clean cooking fuel remains low in rural areas. The slow transition to clean cooking fuels undermines national efforts to achieve sustainable development and climate goals, while also disproportionately affecting women and children who bear the brunt of exposure to indoor air pollution. The WHO estimates that 48 percent of deaths from stroke and ischaemic heart disease in Ghana are caused by air pollution.



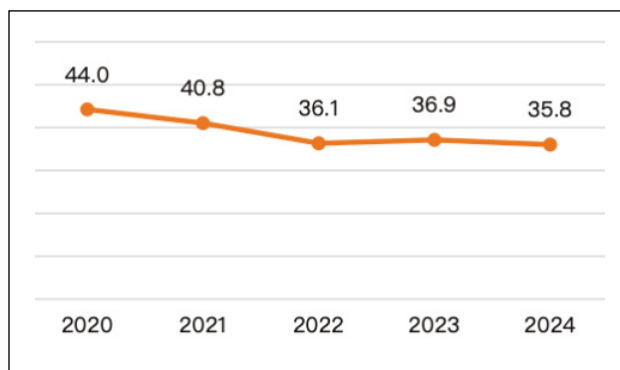
Target 7.2: By 2030, increase substantially the share of renewable energy in the global energy mix

Renewable Energy Contributions Remain Low Despite Strong Potential

Ghana's renewable energy sector has shown only modest growth over the past few years, with renewables (excluding large hydropower) contributing less than 3 percent to the national electricity mix. While the country has laid out strong policy commitments, particularly under the Renewable Energy Master Plan and the National Energy Transition Framework, actual progress has been constrained by limited financing, slow grid integration, and regulatory delays that have impeded project development and deployment.

The renewable energy share in total final consumption has been on a decline since 2020, from 44.0 percent to 35.8 percent [Figure 51]. This decline signals the need for more robust interventions to scale up solar, wind, and bioenergy deployment and to diversify beyond the country's heavy reliance on hydroelectric sources.

Figure 51: Renewable Energy Share in Total Final Energy Consumption, 2020–2024



Source: National Energy Statistical Bulletin, 2025, Energy Commission

Further, the installed renewable energy-generating capacity per capita remained low, increasing only from 3.6 in 2021 to 4.0 watts per capita in 2024. When compared to benchmarks in other developing and developed countries, these figures reveal Ghana's underutilisation of its renewable energy potential.

Looking ahead, the National Energy Transition Framework sets ambitious targets for scaling up renewable energy capacity, aiming to significantly increase the share of renewables in the national energy mix by 10 percent and to boost Ghana's contribution to climate mitigation goals. Achieving these targets will require enhanced investment flows, stronger Public-Private Partnerships (PPPs), regulatory reforms to ease project approvals, and investments in grid infrastructure to accommodate variable renewable inputs.

This generation profile stresses the pressing need to accelerate renewable energy integration and reduce reliance on fossil fuels. Furthermore, the environmental implications of sustained thermal dominance threaten Ghana's climate commitments and complicate efforts to achieve national emission reduction targets. The Government has initiated the process to establish a Renewable Energy Investment Fund to attract investment and drive the transition toward cleaner renewable energy sources.

Ensuring long-term energy system resilience will require diversifying the generation portfolio, enhancing gas supply infrastructure, and accelerating the deployment of solar, wind, and other renewable technologies. This transition is essential not only for managing cost and supply risks but also for aligning Ghana's energy sector with global sustainability and decarbonisation imperatives.



STRONGER POLICY BACKING FOR ENERGY TRANSITION 2070 Net ZERO TARGET

Ghana has made a formal commitment to achieve net-zero greenhouse gas emissions by 2070, positioning itself among countries taking long-term climate action. The national energy transition strategy outlines a path centered on expanding renewable energy capacity, scaling up natural gas as a transitional fuel, and integrating nuclear energy into the power mix.

The energy transition plan highlights that reaching the 2070 net-zero target will require replacing over 21 GW of fossil-fuel-based capacity with clean



Photo Credit: B&FT Online



GOAL 8 PROMOTE SUSTAINED, INCLUSIVE, AND SUSTAINABLE ECONOMIC GROWTH, FULL AND PRODUCTIVE EMPLOYMENT, AND DECENT WORK FOR ALL

Target 8.1: Sustain per capita economic growth in accordance with national circumstances and, in particular, at least 7 per cent gross domestic product growth per annum in the least developed countries

Indicator 8.1.1: Annual growth rate of real GDP per capita

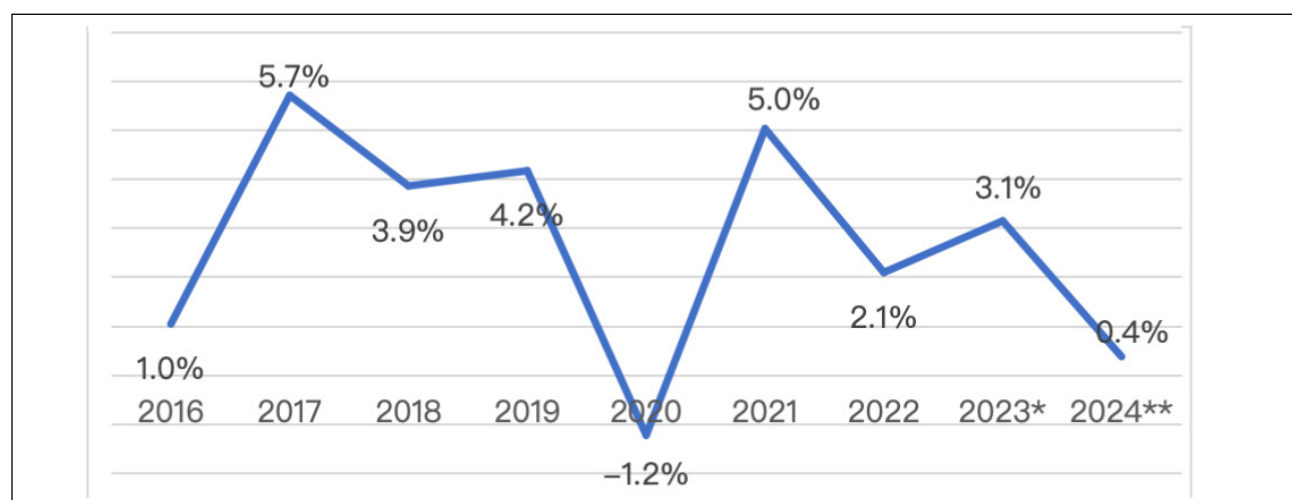
Ghana's economy is recovering from past shocks, though per capital GDP growth lags behind

1.2 percent contraction in 2020, annual real GDP per capita has declined, hitting a low of 0.4 percent in 2024, below the 2016 level [Figure 52]. This condition is due partly to the domestic economic challenges faced by the country over the period coupled with external shocks.

This suggests a situation of worsening standards of living. The trends as observed is consistent with the poverty analysis as discussed in goal 1.

Despite a 5 percent recovery in 2021 after a

Figure 52: Growth in Real GDP per capita, 2017 - 2020, (%)



Source: National Accounts, Ghana Statistical Service





Target 8.3: Promote development-oriented policies that support productive activities, decent job creation, entrepreneurship, creativity and innovation, and encourage the formalisation and growth of micro-, small- and medium-sized enterprises, including through access to financial services

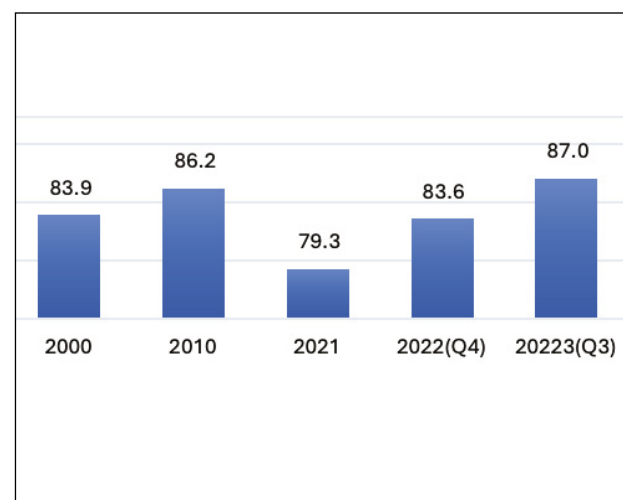
Indicator 8.3.1: Proportion of informal employment in total employment, by sector and sex

Informal employment trends reveal a structural shift towards services, prompting formalisation efforts.

Eight out of 10 employed people are engaged in informal activities [Figure 53]. Informal sector activities are dominated by own account work where earnings are typically low and irregular. Paid employment (most of which are in the formal sector), with clearly defined employer-employee relationships subject to national labour standards, constitutes between 20.2 percent and 27.4 percent in the Ghanaian labour market.

For workers and business owners, the consequences of informality can be significant. They impede the full

Figure 53: Informal employment, 2000-2023, %



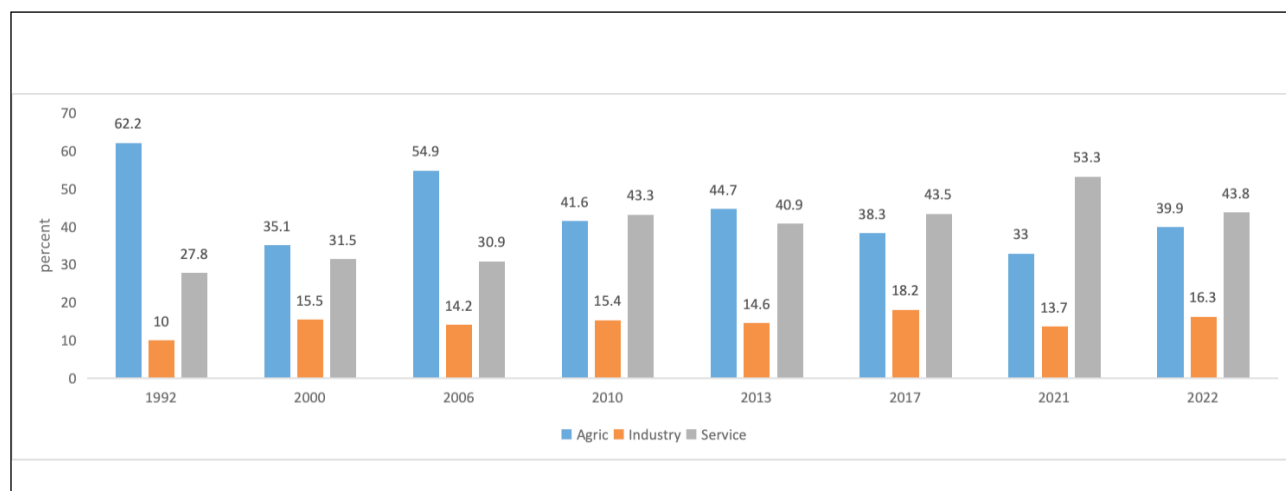
Source: Population and Housing Census, 2000,2010,2021; Annual Household Income and Expenditure Survey

exercise of rights and limit access to social security systems, notably social insurance. When workers operate under precarious circumstances, it affects their full contribution to productivity and enterprise growth. The relationship between productivity and decent work goes both ways: productivity allows wages and working conditions to improve, but better wages and working conditions also contribute to productivity growth.

Informal employment by sector shows a structural shift from agriculture to services. Over the years, agriculture's dominance in informal employment declined, while the service sector grew significantly [Figure 54]. This suggests urbanisation, economic diversification, and a shift toward service-oriented jobs. The industry sector remains the smallest contributor to informal employment, showing only marginal increases. To address this, several digitalisation programs have been implemented to transform the economy, formalise the informal sector, and enhance efficiency in service delivery.



Figure 54: Informal employment by sector



Source: Ghana Statistical Service

Target 8.5: By 2030, achieve full and productive employment and decent work for all women and men, including for young people and persons with disabilities, and equal pay for work of equal value

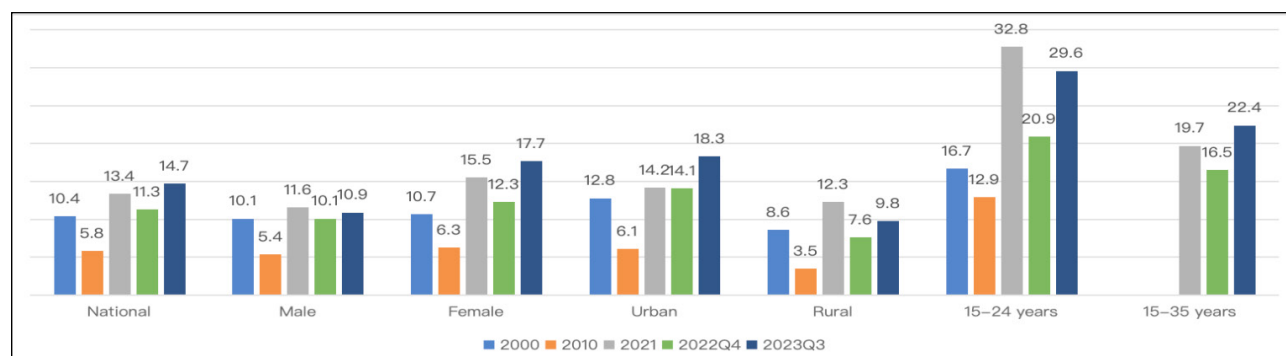
Indicator 8.5.2: Unemployment rate, by sex, age and persons with disabilities

Interventions like Adwumawura and YEA are actively addressing unemployment among youth and women.

According to the Annual Household Income and Expenditure Survey conducted by the

Ghana Statistical Service, by the end of the third quarter of 2023, the unemployment rate among Ghanaians aged 15 years and above was 14.7 percent [Figure 55]. This increased from 11.3 percent in 2022. Unemployed females remained higher than males in the same age group, as well as among the youth aged 15-35. Despite the rise in employment, the Youth Employment Agency was redesigned to focus on skills training and internships, entrepreneurial training, and the co-operatives system. The strategy is to link the demand for skills with relevant learning and training.

Figure 55: Unemployment rate, by sex, age, and persons with disabilities



Source: Ghana Statistical Service





As part of efforts to address the high rate of youth unemployment in the country, the Government designed the YouStart initiative to create one million jobs for the youth within five years of its implementation. Through this initiative, the Government is providing training, funding, access to market, and technological support to the youth (between the ages of 18-40 years) to assist them in starting, building, and growing their own businesses.

There continue to be challenges faced by the Ghanaian youth, including limited access to entrepreneurial support and funding, job market discrimination against persons with disabilities, and poor enforcement of decent work standards and protections.

Target 8.6: By 2020, substantially reduce the proportion of youth not in employment, education or training

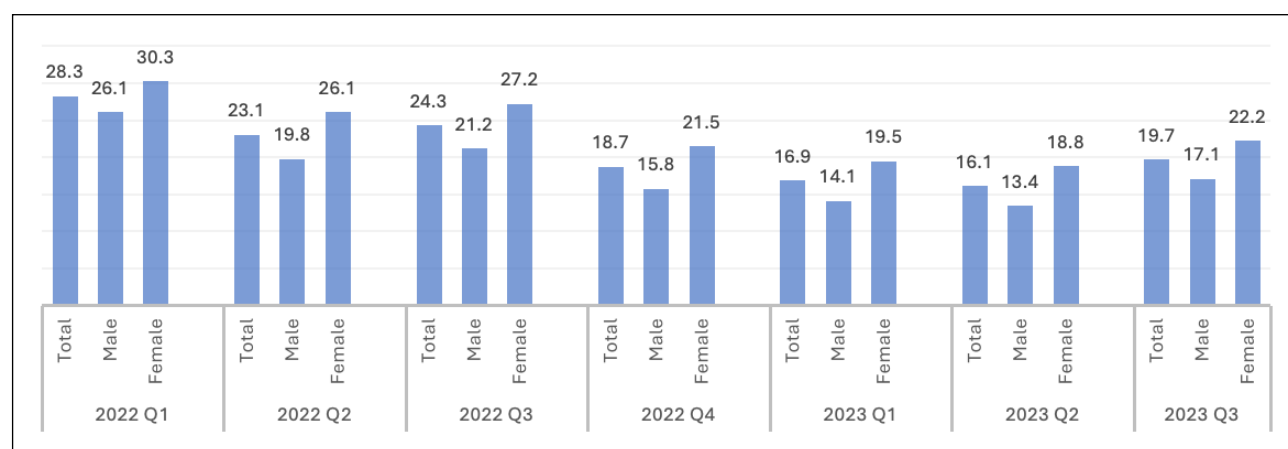
Indicator 8.6.1: Proportion of youth (aged 15–24 years) not in education, employment or training

The proportion of youth who are not in employment, education, or training has seen a steady decline.

The rate of youth who are not in education, employment, or training (NEET) has fluctuated over the years, with the rate decreasing from 28.3 percent in 2022Q1 to 19.7 percent in 2023Q3, showing progressive efforts in ensuring that the youth are engaged in productive activities [Figure 56]. Nevertheless, there remain challenges in youth engagement, as the youth NEET rate increased by the end of 2023 to 19.7 percent.

The government developed the National Youth Policy (2022- 2032) to provide the required framework, comprehensively designed to respond to the need to effectively coordinate the implementation of all programmes and activities affecting the youth. To ensure that more youth are contributing to both personal and national development, the government initiated several youth training programmes and support. This includes the Youth and Jobs Digital Skills Building, Youth in Export Programme, Skills Towards Employability & Productivity (STEP) programme, Youth Agri Enterprise Support Project, among others. The programmes included PWDs and the most vulnerable youth.

Figure 56: Proportion of youth (aged 15–24 years) not in education, employment, or training



Source: Annual Household Income and Expenditure Survey, 2022 and 2023, Ghana Statistical Service



Target 8.9: By 2030, devise and implement policies to promote sustainable tourism that creates jobs and promotes local culture and products

Indicator 8.9.1: Tourism direct GDP as a proportion of total GDP and in growth rate Boost in the tourism industry after the pandemic through the Beyond the Return Initiative

Tourism is rebounding through initiatives like Beyond the Return, creating jobs and promoting arts and culture.

In 2020, the tourism and hospitality sector incurred losses running into US\$171 million because of the pandemic. This contributed to the dip in the growth rate within the period. However, government implementation of the Beyond the Return initiative boosted the industry, increasing tourist sites and their related activities. The initiative has provided many Ghanaian diaspora the opportunity to visit their roots and explore the beautiful scenery of the country. In 2022, the sector recorded an

increase in the total number of jobs (both direct and indirect) created. Nevertheless, the contributions of accommodations and food services to GDP have continued to decline since 2020, possibly due to the lingering effects of the pandemic. The high inflation over the period also plays a key role in Ghanaian businesses.

Target 8.10: Strengthen the capacity of domestic financial institutions to encourage and expand access to banking, insurance and financial services for all

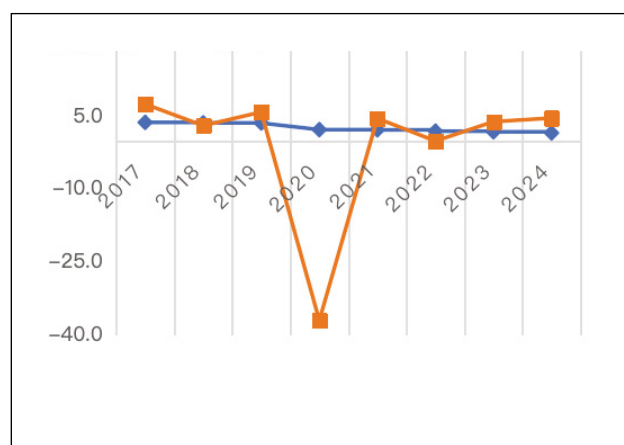
Indicator 8.10.1: (a) Number of commercial bank branches per 100,000 adults and (b) number of automated teller machines (ATMs) per 100,000 adults

Digital financial services are expanding access, as e-banking and mobile money reshape Ghana's banking.

The number of bank branches has declined over time, but the number of Automatic Teller Machines has gradually increased, as has the spread of electronic banking. Access to ATMs per 100,000 adults have improved marginally from 12.6 in 2022 to 12.8 in 2023. Bank branches per 100,000 adults population on the other hand continue to decline [Figure 58], due in part to the shift to improving digital banking services. Similarly, as part of banks' contribution to climate change, some banks are investing in green energy for their infrastructure, such as the use of solar power for ATMs. This contributes significantly to reducing the use of papers and hard copies in the banking halls.

Also, the rise in mobile money subscribers and interoperability with the banking system to enhance financial inclusion contributed to the reduction in bank branches.

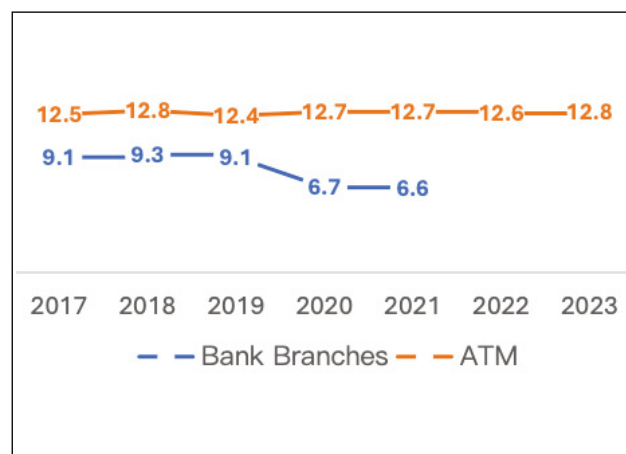
Figure 57: Tourism direct GDP as a proportion of total GDP and in growth rate



Source: National Accounts, Ghana Statistical Service



Figure 58: Bank branches and ATM, 2017-2023, per 100,000 adult population



Source: Bank of Ghana

Target 8.b: By 2020, develop and operationalise a global strategy for youth employment and implement the Global Jobs Pact of the International Labour Organisation

Indicator 8.b.1: Existence of a developed and operationalised national strategy for youth employment, as a distinct strategy or as part of a national employment strategy

Ghana has operationalised a youth employment strategy supported by multiple national programs.

Ghana has implemented several strategies and programs to address youth employment challenges. The National Youth Policy (2022-2032), developed by the National Youth Authority, focuses on empowering young people through economic and financial inclusion, entrepreneurship, and skills development. Also, the Youth Employment Agency (YEA) and other initiatives like the Youth in Agriculture Programme (YIAP) and the National Entrepreneurship Innovation Programme (NEIP) aim to create job opportunities and enhance employability. These efforts are part of a broader

framework to tackle youth unemployment and align with national employment strategies. However, challenges such as limited private sector involvement and gaps in program evaluations remain.

Other government programs that address youth unemployment (both short term and long term) implemented since 2016 are the following:

1. National Vocational Training Institute (NVTI)
2. Opportunities Industrialisation Centre Ghana (OICG)
3. Youth Leadership and Skills Training Institute
4. National Entrepreneurship Innovation Programme (NEIP), previously Youth Enterprise Support (YES)
5. Rural Enterprises Programme (REP)
6. National Service Scheme (NSS)



Photo Credit: Design & Technology Institute



GOAL 9 BUILD RESILIENT INFRASTRUCTURE, PROMOTE INCLUSIVE AND SUSTAINABLE INDUSTRIALISATION AND FOSTER INNOVATION

Indicator 9.1.2: Passenger and freight volumes, by mode of transport

a) Passenger and Freight volumes by air transport (Domestic and International)

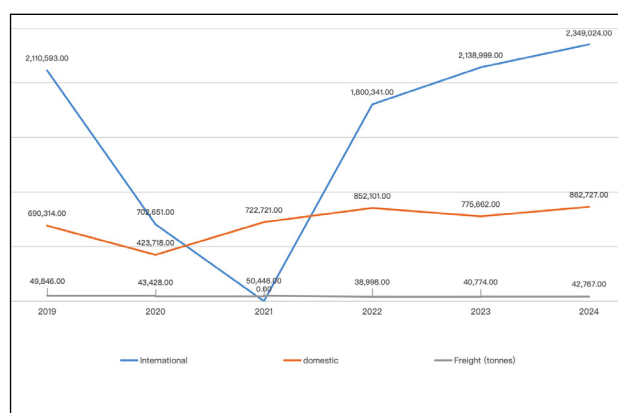
Air Transport has seen significant recovery in passenger numbers since 2021

Between 2019 and 2021, international air travel grew by 7 percent compared to 23.5 percent recorded for the period 2022 and 2024. This significant progress highlights a notable recovery and turnaround from the decline caused by the Covid-19 outbreak in 2020. Domestic air travels followed a similar path, with performance above pre-pandemic level in 2024 [Figure 59]. The upgrade of the Tamale and Kumasi airport to international terminals has boosted airport infrastructure with an uptick in domestic flight schedules to these destinations.

Air freight grew by 1.6 percent from the period 2019 and 2021, recovering above pre-pandemic level in 2021, however, the strong recovery in fundamental drivers of air cargo such as manufacturing exports and trade

started to slow in early 2022 declining by 4.4 percent [Figure 59]. This dampened gains in air cargo due to several factors including slowdown in global trade, rising jet fuel prices going up by about 126 percent year-on-year, inflating the collective global fuel bill for airlines and disruptions to the global supply chain arising from Russia-Ukraine war. Although air freight is beginning to show signs of improvement since 2023, it is yet to fully recover.

Figure 59: Number of passenger and freight volumes by air, 2019-2024, Tonnes



Source: Ministry of Transport, 2024



b) Passenger numbers and freight volumes by Rail transport

The railway sector in terms of passenger and freight continues to struggle.

The onset of the COVID-19 restrictions on movement of persons affected the performance of the sector with a decline in passenger numbers in 2019 from 173,590 to 87,950 in 2020, it grew by 71 percent in 2021 [Figure 60] with the easing of restrictions and resumption of sub-urban passenger rail services between Accra and Nsawam, Accra-Tema and Secondi-Takoradi-Kojokrom. However, in 2022 the performance was not sustained and declined by 48 percent due to intermittent suspension of operations to allow the standard gauge construction works between Kojokrom and Manso and frequent derailment incidents leading to temporal suspension of service between the Accra-Nsawam line which appears to be the only major line for passenger transport.

In terms of rail freight, the situation has not been any different. In 2019, rail freight declined from 566,180 tonnes to 470,090 tonnes in 2020 due to restrictions imposed by the onset of COVID-19, however, it

Figure 60: Passenger numbers and freight volumes by Rail transport, Tonnes



Source: Ministry of Transport, 2024

bounced back to 587,000 tonnes of cargo haulage in 2021. Since 2022, the entire rail freight haulage infrastructure has been in decline due to frequent derailment, insufficient number of locomotives and wagons to haul larger quantities of manganese from the mines and tipping delays due to loading of different grades of manganese. All these have led to the closure of one of the obsolete narrow gauge line hauling manganese - which is the only commercial good being hauled, to allow for the construction of a standard gauge line from Nsuta to Takoradi for an efficient rail haulage infrastructure for manganese.

c) Passenger and freight volumes (tonnes) by inland water and marine

Marine freight and container traffic, measured in Twenty-Foot Equivalent Units (TEUs), have been on a decline since peaking in 2021.

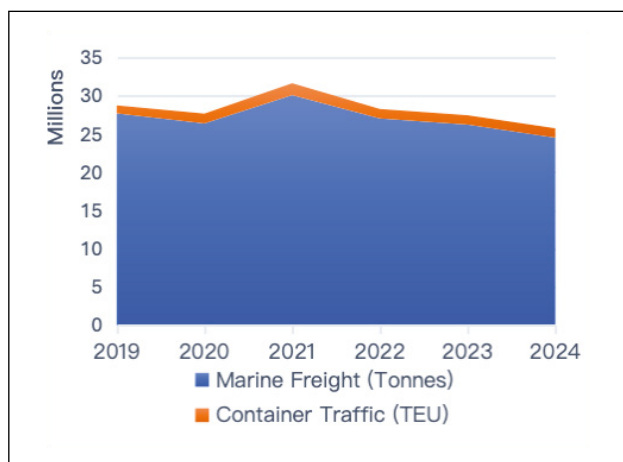
After a 4.7 percent decline in 2020 at the onset of COVID-19, overall marine cargo volume rebounded in 2021, increasing by 14 percent to reach 30,088,625 tonnes. However, volumes fell by 10 percent between 2021 and 2022, declined by a further 2 percent between 2022 and 2023, and dropped again by 6 percent in 2024, bringing the total to 24,516,797 tonnes [Figure 61]. Container traffic, which measures the number of standard-sized containers (TEUs) followed a similar trend. In 2024, it recorded a marginal decline of just 0.1 percent, reflecting a slight slowdown aligned with overall marine freight activity.



The nation is actively investing in the expansion of port infrastructure. The completion of a significant port expansion project at Tema Port in 2021 has facilitated the accommodation of larger vessels. There is consistent progress on the Boankra Integrated Logistics Terminal (BILT), which is currently approximately 70 percent complete. Phase 2 of the project is expected to commence in 2025. As part of the Strategic development of the Takoradi Port, an Oil and Gas Services Terminal to serve as a one stop shop logistics support base for offshore oil and gas exploration and production is envisaged. The Project when completed will provide 21-hectares of serviced terminal area, a 550-metre primary quay wall, a 10-meter draft and 40-metre quay apron for terminal operations.

Inland water transport for persons on the Volta Lake continues to grow, while freight measured in tonnes

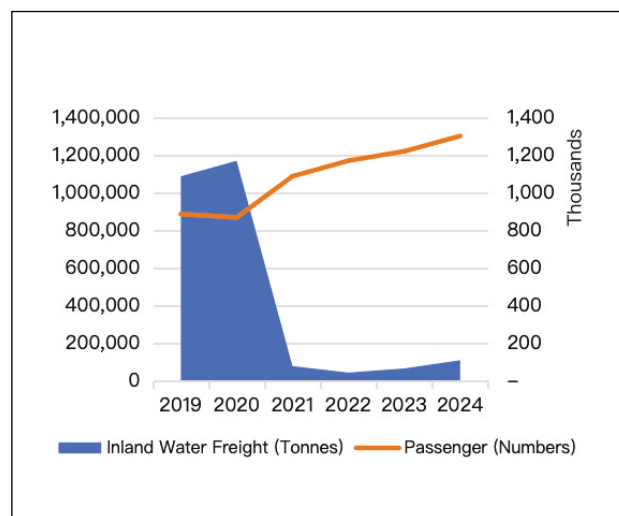
Figure 61: Marine Freight volume (tonnes) and Container Traffic (TEU) by marine



Source: Ministry of Transport, 2024

have experienced steady decline over time. Following a decline of 2 percent in passenger transport in 2020 from 889,225 passengers recorded in 2019, inland water transport for persons has grown over time to 1,304,937 passengers ferried in 2024. On the other hand, freight, which grew highest in 2020 by 7.6 percent from 1,090,607 recorded in 2019 reduced sharply to 79,752 tonnes in 2021 and 45,229 tonnes in 2022 [Figure 62]. The sharp decline in 2021 and the period after was because of a cargo reduction from BOST and GHACEM shipment consignments over the volta lake. The period from 2023 to 2024 has seen an upward resurgence due to investments in the refurbishment and deployment of “MV Akrade” that has reinvigorated freight transport over the Volta Lake.

Figure 62: Inland water freight(tonnes) and Passenger (numbers)



Source: Ministry of Transport, 2024



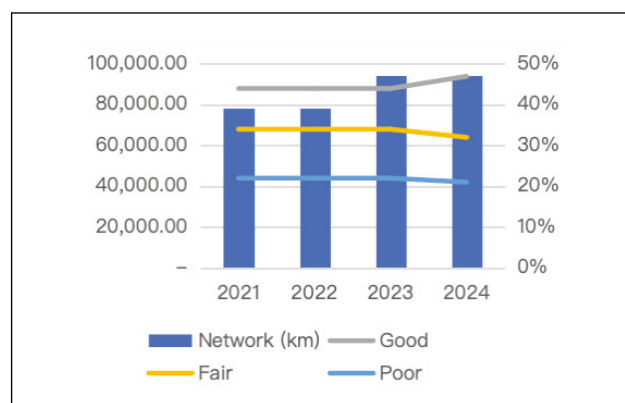
d) Road infrastructure (network)

Road infrastructure has seen improvements over time with marginal gains in the road condition mix from fair to good roads.

Road network improved by 20 percent from 78,401.20 in 2022 to 94,203.17 in 2024 [Figure 63]. Most of the improvement was recorded in urban roads network which increased from 15,461.77km in 2022 to 50,775km in 2023 and 2024. Trunk roads increased marginally from 14,582.62km in 2022 to 14,948km in 2024, while feeder roads declined from 48,356.81km in 2022 to 28,480km in 2024. The road condition mix has seen good roads improved from 44 percent in 2022 to 47 percent in 2024, while fair and poor roads improved marginally from 34 percent and 22 percent in 2022 to 32 percent and 21 percent in 2024 respectively.

Implementation of the installation of area wide traffic signal control systems, walkways and safety markings continues to improve on road safety and usage of road infrastructure.

Figure 63: Road infrastructure, 2021-2024



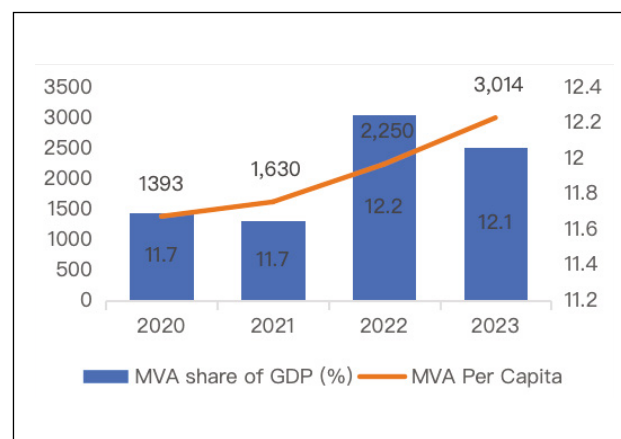
Source: Ministry of Roads and Highways, 2024

Indicator 9.2.1: Manufacturing value added as a proportion of GDP and per capita

Ghana's manufacturing sub-sector has seen limited structural transformation over the past two decades.

The Manufacturing Value Added (MVA) as a share of GDP has remained stagnant, following a significant decline from 16.4 percent in 2000 to 10.9 percent in 2017 [Figure 64]. Although there was a slight recovery to 12.2 percent in 2022, this progress was not sustained, with a marginal decline to 12.1 percent in 2023. This stagnation reflects deeper challenges in the sector's competitiveness and resilience.

Figure 64: Manufacturing value added as a proportion of GDP and per capita



Source: National Accounts, Ghana Statistical Services, 2023

In terms of MVA per capita, the sector recorded a significant 38 percent growth between 2021 and 2022, suggesting some progress in productivity or scale. However, this momentum was short-lived, with growth slowing to just 4 percent between 2022 and 2023. This deceleration highlights the vulnerability of the sector's recent



gains to macroeconomic instability and underscores the need for more resilient, innovative-driven industrial growth.

Efforts under the government's 10-point industrialisation agenda have led to some sectoral diversification, most notably the entry into the automotive industry. However, activity in this space remains largely focused on vehicle assembly, with limited integration into higher-value manufacturing processes. As a result, the impact of industrial policy on structural transformation remains modest.

Indicator 9.2.2: Manufacturing employment as a proportion of total employment

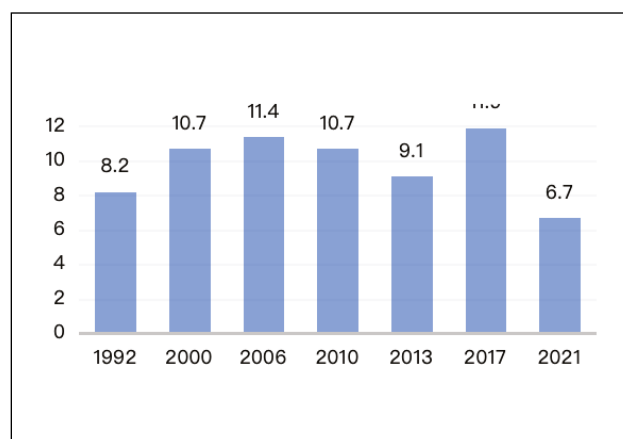
Manufacturing employment as a proportion of total employment has declined over the period.

The decline in manufacturing value added output is mirrored in employment trends. Manufacturing employment as a

proportion of total employment fell from 11.9 percent in 2017 to 6.7 percent in 2021 [Figure 65]. The parallel downturn in both value added, and employment suggests that the sector has not only been losing its share in the economy but also shedding jobs—further, indicating a diminishing role in structural transformation and inclusive economic growth.

Ghana's strategy to boost employment in the manufacturing sub-sector is anchored in an accelerated industrialisation plan that promotes value addition for both domestic consumption and export. This approach targets key strategic industries and regional strengths to generate jobs across the country. Major employment-driving initiatives including establishment of Agro-Industrial Zones in all regions to stimulate agro-processing and create localised manufacturing hubs and deployment of mini-processing plants for cassava, tomatoes, fruits, and other staple commodities to boost rural industrialisation and create jobs in value chains.

Figure 65: Manufacturing employment as a proportion of total employment, 1992-2021, %



Source: National Accounts, Ghana Statistical Service

Indicator 9.5.1: Research and development expenditure as a proportion of GDP

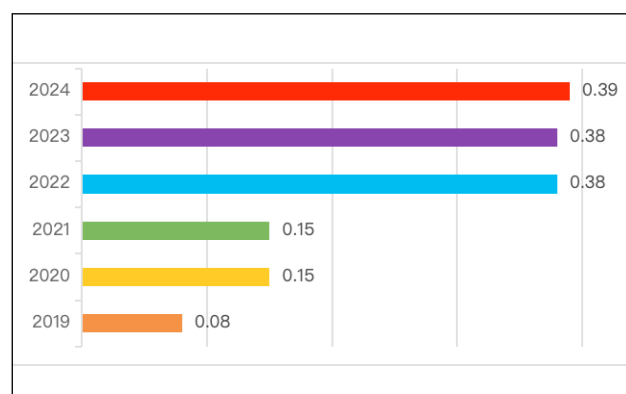
Research and development (R&D) continues to drive innovation and industrialisation, albeit with only modest gains and still falling short of national target.

In 2023 and 2024, Research and Development investment accounted for 0.38 percent and 0.39 percent of the country's GDP respectively—an improvement from 0.15 percent in 2020 and 2021 [Figure 66], yet below the national goal of one percent. The





Figure 66: Research and development expenditure as a proportion of GDP



Source: Ministry Of Environment, Science and Innovation

number of research findings adopted by industry declined from 173 in 2022 to 80 in 2023 and increased to 125 in 2024. On the commercialisation front, 32 technologies were successfully brought to market in 2024, an increase of 20 from 2023. The Ministry of Environment, Science, Technology and Innovation (MESTI) issued two research calls across various thematic areas and awarded grants to 14 recipients to conduct applied scientific research in support of national development. Additionally, the Ghana Atomic Energy Commission (GAEC) completed siting and feasibility studies for both primary and backup locations for the introduction of nuclear energy. On the other hand, the Council for Scientific and Industrial Research (CSIR) released improved crop varieties—including quality protein maize, cowpea, and taro for cultivation by farmers.

Target 9.c: Significantly increase access to information and communications technology and strive to provide universal and affordable access to the Internet in least developed countries by 2020

Indicator 9.c.1: Proportion of population covered by a mobile network, by technology

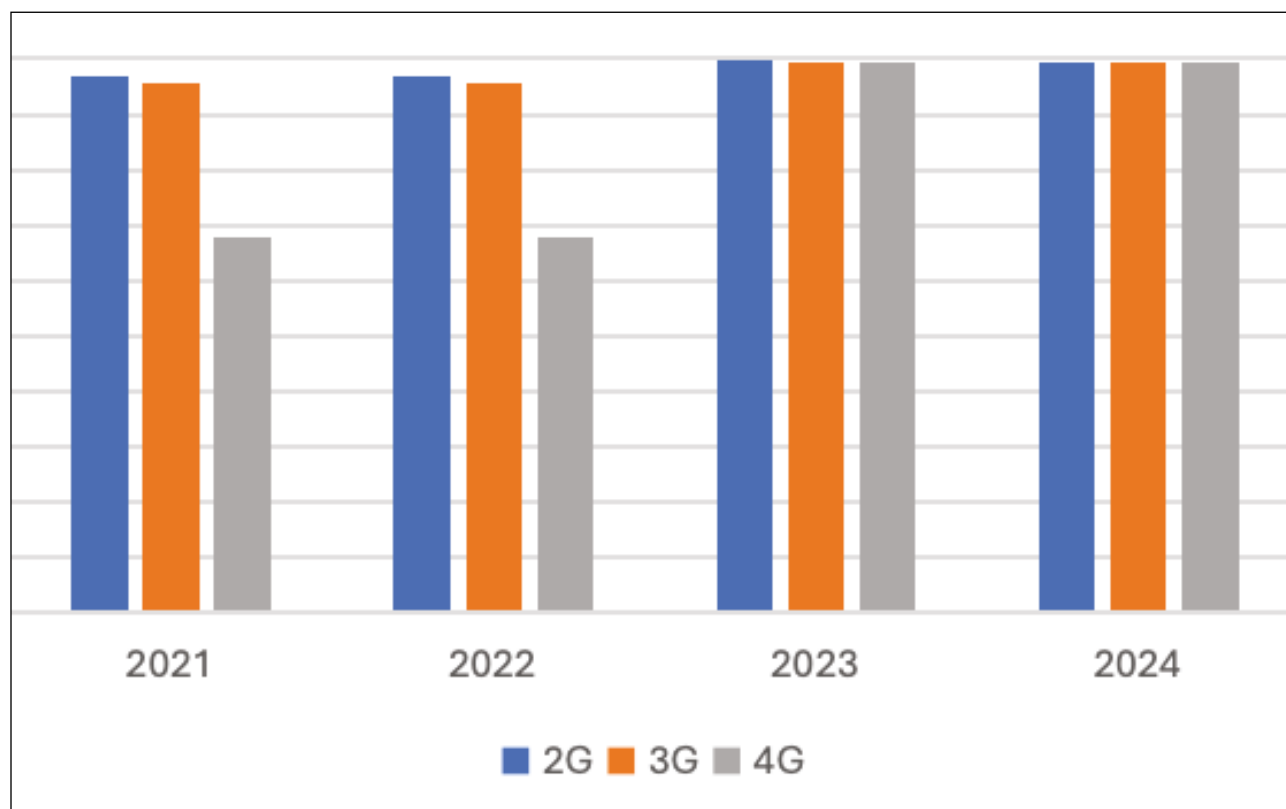
The proportion of the population covered by mobile networks, categorised by technology, has significantly improved over the period.

In 2021, the coverage levels for 2G, 3G, and 4G/LTE were recorded at 96.9 percent, 95.8 percent, and 67.7 percent, respectively [Figure 67]. Notably, there has been marked improvement across all technologies, particularly for 4G, which achieved 99.3 percent coverage during the period 2023 and 2024, compared to 67.7 percent recorded for 2021 and 2022.

In terms of data utilisation, the total broadband capacity recorded an increase of 107.7 percent to 6,938 gigabytes in 2023. The utilisation of broadband capacity for development also remains low. Out of the available 85.59 percent capacity, only 29.24 percent was utilised. To enhance the capacity for utilisation, Ghana-India Kofi Annan Centre of Excellence in ICT (AITI-KACE) in 2023 provided training on foundation and professional digital skills to over 4,000 persons. In addition, 350 youth were provided with training in digital skills. The recently introduced One Million Coders Programme will significantly boost the development and utilisation of ICT resources and capacity. In terms of rural connectivity, the Ghana Investment Fund for Electronic Communication intends to revitalise over 300 Community ICT Centres (CICs) nationwide, retrofitting them with modern computers, high-speed internet, and coding labs.



Figure 67: Proportion of population covered by a mobile network, by technology



Source: Ministry of Communication and Digital Technology



Nkyimkyim

Symbol of collective action towards the building of the human society through initiative, dynamism, versatility, innovation and resilience.



GOAL 10 REDUCE INEQUALITY WITHIN AND AMONG COUNTRIES

Target 10.7: Facilitate orderly, safe, regular and responsible migration and mobility of people, including through the implementation of planned and well-managed migration policies

Indicator 10.7.2: Proportion of countries with migration policies that facilitate orderly, safe, regular and responsible migration and mobility of people.

Ghana is making substantial progress in its migration policies, aligning with SDG

In 2016, Ghana developed its National Migration Policy (NMP). This foundational policy was designed to maximise the benefits and minimise the challenges of both internal and international migration, emphasising legal pathways and ensuring the rights and security of migrants are respected to foster the nation's socio-economic development. Building on this, in 2020, Ghana further developed a National Labour Migration Policy (NLMP). This policy aims to enhance the governance of labour migration, focusing on improved welfare for Ghanaians working abroad and maximising the positive impact of their contributions for national development.

Ghana developed and officially launched its comprehensive Diaspora Engagement Policy (DEP) in 2023. This marks a significant

step in leveraging the skills and resources of Ghanaians living abroad often referred to as Ghana's "11th region" to support national development. The DEP actively connects with these individuals, providing a structured framework for their constructive participation in Ghana's political, social, economic, and cultural spheres. Initiatives under the DEP aim to harness their human capital and financial contributions for socio-economic transformation, encouraging investments, fostering entrepreneurship, and facilitating the transfer of knowledge and skills back to the country.

Another significant development that occurred in 2023 is the establishment of the National Coordination Mechanism for Migration (NCM). The NCM serves as the inter-agency coordination platform, facilitating cooperation and coordinating interventions among relevant actors with migration-related functions. The NCM's creation embodies GCM's whole-of-government guiding principle and the National Migration Policy's objective of strengthening policy coordination and coherence.

Building on the NCM's establishment and leadership, Ghana officially produced and launched its National Implementation Plan (NIP) for the Global Compact for Safe, Orderly, and Regular Migration (GCM) in



2024. This NIP, covering the period 2025–2027, positions Ghana as the second country after Kenya to adopt such a structured approach to GCM implementation. The NIP translates the broader objectives of the National Migration Policy and the GCM into concrete actions, ensuring a cohesive strategy for migration management. While upholding all GCM principles, the NIP specifically highlights commitments most relevant to Ghana’s migration agenda, aiming for impactful, safe, and orderly migration.

Target 10.7: Facilitate orderly, safe, regular and responsible migration and mobility of people, including through the implementation of planned and well-managed migration policies

Indicator 10.7.4: Proportion of the population who are refugees, by country of origin

Ghana’s refugee population, when measured per 100,000 of its own inhabitants, has experienced notable shifts.

Between 2021 and 2022, the refugee population saw a decrease of 28.27 percent, followed by a further 17.28 percent reduction from 2022 to 2023. However, a significant change occurred from 2023 to 2024, with an approximate 74.72 percent increase in the total number of forcibly displaced persons, encompassing both refugees and asylum seekers. This recent surge is notably influenced by new arrivals, particularly from Burkina Faso, illustrating a transition from an initial period of decline to a substantial increase driven by regional instability.

In 2023, Ghana registered 11,266 refugees and asylum-seekers, broken down into 7,057 refugees and 4,209 asylum-seekers. By 2024, these figures shifted slightly to 7,091 refugees and 5,239 asylum-seekers, totaling 12,330. Most of these refugees originate from Burkina Faso, Togo, Liberia, and Sudan.

As of April 2025, Ghana’s forcibly displaced population was estimated at 25,743 individuals. This total includes 18,666 registered refugees and asylum seekers, alongside 7,077 unregistered Burkinabe asylum seekers. The diverse refugee population is comprised of 42 nationalities. The top six main nationalities include Burkina Faso (with 10,038 registered and 7,077 unregistered individuals), Togo (3,419), Sudan (1,038), Cameroon (755), Côte d’Ivoire (685), and Liberia (631).

The Government of Ghana, through the National Refugee Board, has made conscious efforts to improve the living conditions and ensure the well-being of all refugees arriving in the country. The Board actively cooperates with international agencies like the UNHCR (United Nations High Commissioner for Refugees), International organisation for migration (IOM) and national bodies such as NADMO (National Disaster Management Organisation) to facilitate the successful transition and integration of refugees in Ghana. This collaborative approach aims to provide protection, assistance, and durable solutions for displaced populations



Target 10.c: By 2030, reduce to less than 3 per cent the transaction costs of migrant remittances and eliminate remittance corridors with costs higher than 5 per cent

Indicator 10.c.1: Remittance costs as a proportion of the amount remitted

Remittance inflows to Ghana continues to grow significantly

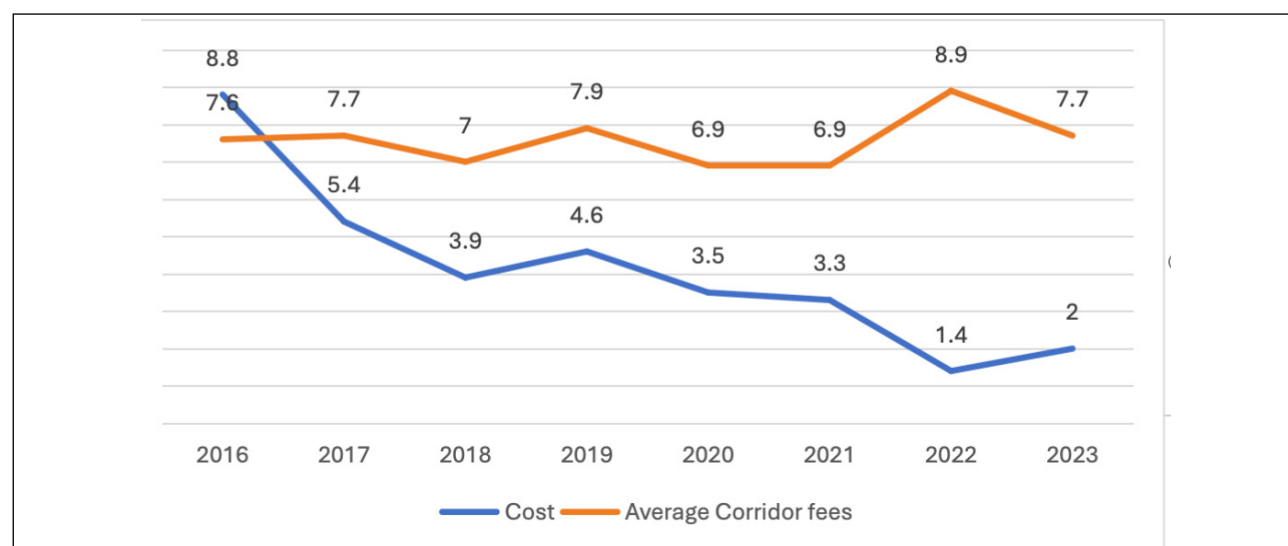
The Ministry of Foreign Affairs and Regional Integration estimates put the stock of Ghanaian population abroad at between 1.5million and 3 million[Diaspora Engagement Policy for Ghana]. Bank of Ghana indicates that inward remittances from abroad has shown significant improvement from US\$3,730.00 million in 2020 to US\$ 6,653.10 million in 2024, representing an average annual increase of about 1.6% over the period 2020-2024. Even in times of Global pandemic such as COVID-19 in 2020 and domestic macroeconomic challenges in 2022 and 2023, remittances

inflow remained resilient, increasing from 4.6% of GDP in 2021 to 5.5% in 2023, after a declined from 5.6% in 2020 to 4.6% in 2021. In 2024 remittance constituted 8.0 percent of GDP.

The cost of sending remittances has remained high at 7 percent, way above the SDGs 10c target of at least 3 percent. Remittance costs have remained high even though operational costs, regulatory compliance fees, and infrastructure maintenance fees have declined drastically between 2016 and 2023.

Creating a more favourable regulatory environment to further leverage on the potential on remittances for economic development should focus on reducing high transaction fees, limited access to formal financial services particularly in rural areas and currency volatility that makes it hard for senders and receivers to predict value of transfers.

Figure 68: Cost and Corridor fees for remitting USD\$200 to Ghana, 2016-2023, %



Source: Source: world Bank; UN DESA, Migration Data Portal, 2023



GOAL 11 MAKE CITIES AND HUMAN SETTLEMENTS INCLUSIVE, SAFE, RESILIENT AND SUSTAINABLE

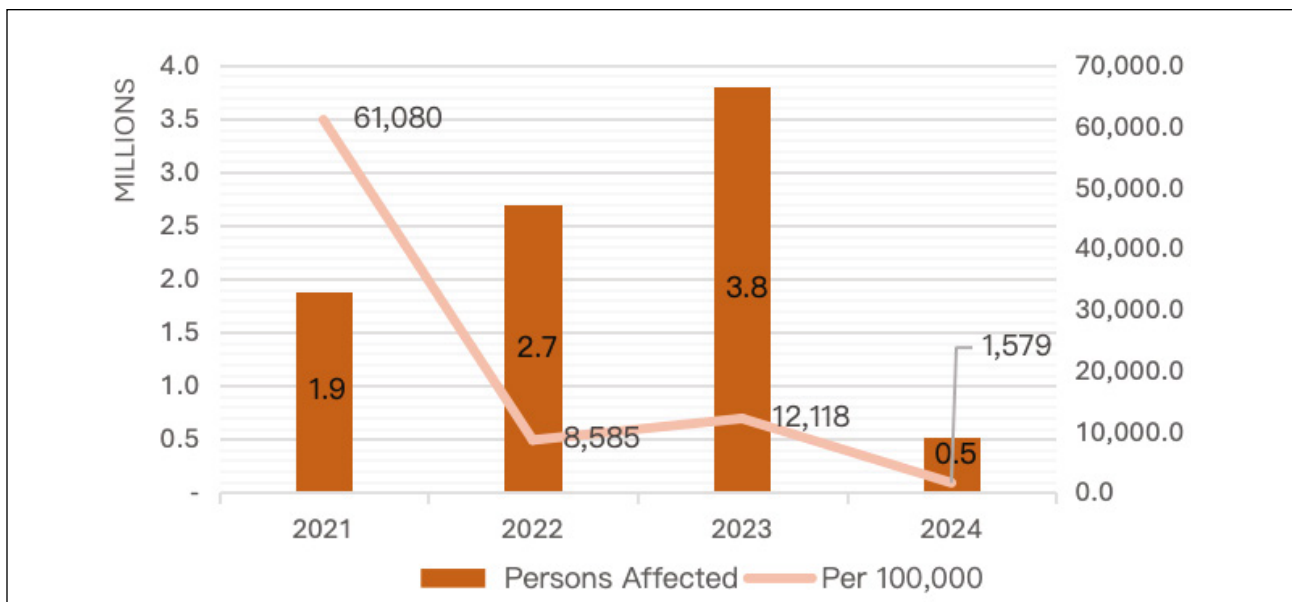
Target 11.5: By 2030, significantly reduce the number of deaths and the number of people affected and substantially decrease the direct economic losses relative to global gross domestic product caused by disasters, including water-related disasters, with a focus on protecting the poor and people in vulnerable situations

Indicator 11.5.1: Number of deaths, missing persons and directly affected persons attributed to disasters per 100,000 population

The number of persons dying, missing or directly affected by disaster declined between 2021 to 2024 from 61,080 to 1,579 per 100,000 population [Figure 69]. These occurrences resulted in several service disruptions over the period. For instance, interruptions in health services increased from 119 incidents in 2021 to 148 in 2022, dropped to 79 in 2023, and then slightly increased again to 94 in 2024. Disruptions in educational services rose sharply - from 2 incidents in 2021 to 33 in 2022 - only to drop to zero in the following two years.

Progress on persons affected by disaster has been uneven.

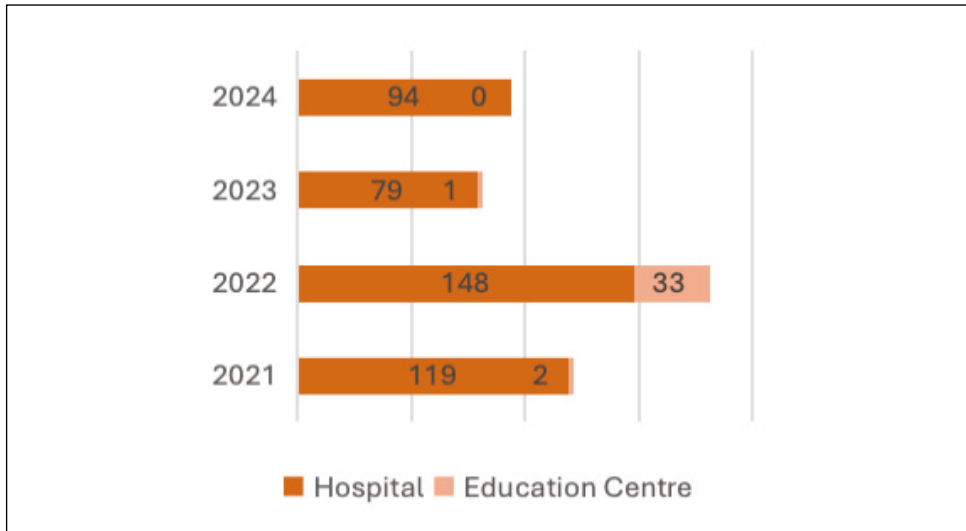
Figure 69: Persons affected by disaster 2021-2024, per 100,000 population



Source: Annual Report, 2024, NADMO



Figure 70: Disaster interruptions 2021-2024, number



Source: Annual Report, 2024, NADM

Governing Board of the National Centre for the coordination of Early



President Mahama swore in the Governing Board of the National Centre for the Coordination of Early Warning Systems. The inauguration of the board reflects the government's commitment to strengthening national and regional security through proactive warning and effective crisis response



Target 11.6: By 2030, reduce the adverse per capita environmental impact of cities, including by paying special attention to air quality and municipal and other waste management

Indicator 11.6.2: Annual mean levels of fine particulate matter (e.g. PM2.5 and PM10) in cities (population weighted)

Urbanisation demands in cities outweigh provisions for waste management, thus worsening air quality

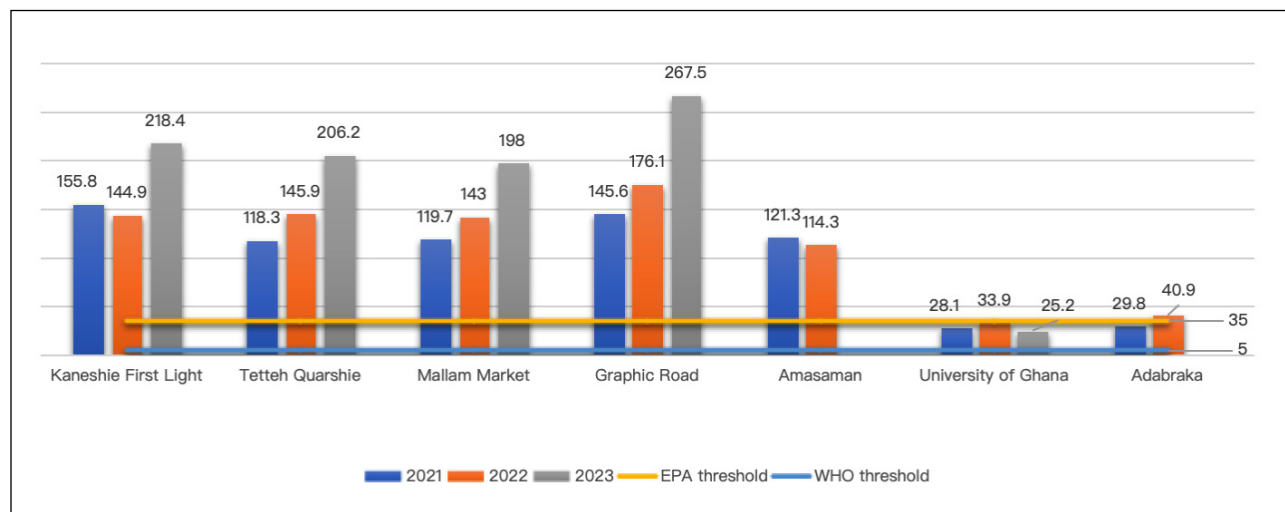
Ghana's fast urbanisation growth rate is having daunting burden on the sustainable management of cities particularly with efficient waste management and ensuring clean air quality. It is estimated that the country generates over 5 million tons of waste annually, with a staggering 40-60

percent remaining uncollected and less than 10 percent being recycled.

Most waste is disposed of in open dumps or landfills, with limited attention given to waste segregation and recycling. Improper waste management has led to the contamination of water bodies, air pollution, and the proliferation of diseases. Waste management infrastructure is also wholly inadequate.

Air quality has also been negatively impacted. Available data collected from some locations in Accra shows worsening air quality. Particulate matter (PM2.5) levels are above the EPA threshold of 35 $\mu\text{g}/\text{m}^3$ (micrograms per cubic meter). This situation is dire when compared to the World Health Organisation (WHO) threshold of not exceeding 5 $\mu\text{g}/\text{m}^3$ [Figure 71].

Figure 71: Annual mean levels of fine particulate matter PM2.5, 2021-2023, $\mu\text{g}/\text{m}^3$



Source: Annual Report, 2021-2023, Environmental Protection Agency



The latest 2024 World Air Quality Report confirms that the country's pollution levels have worsened for the third consecutive year, pushing Ghana into the ranks of the world's most polluted nations. With toxic air now seven times above WHO's safe limit, millions of Ghanaians are breathing in danger every day.

The report identifies rapid urbanisation, unregulated industrial emissions, open burning of waste, and outdated vehicle emissions standards as major drivers of pollution. In Ghana, reliance on wood and charcoal for cooking, along with unchecked sand-winning activities, has also contributed to worsening air quality.

Target 11.a: Support positive economic, social and environmental links between urban, peri-urban and rural areas by strengthening national and regional development planning

Indicator 11.a.1: Number of countries that have national urban policies or regional development plans that (a) respond to population dynamics; (b) ensure balanced territorial development; and (c) increase local fiscal space

Ghana's National Urban Policy Framework outlines key components aimed at promoting sustainable urban development

Ghana's urban policy history has evolved over time to address rapid urbanisation, infrastructure challenges, and environmental concerns. Ghana's National Urban Policy Framework outlines key components aimed at promoting

sustainable urban development. Some of the main components include:

Balanced Redistribution of Urban Population: Encouraging equitable population distribution to reduce congestion in major cities.

Spatially Integrated Urban Centres: Strengthening connections between urban areas to improve economic and social integration.

Urban Economic Development: Supporting businesses, industries, and job creation in urban areas.

Environmental Quality Improvement: Addressing pollution, waste management, and green space preservation.

Urban Growth & Sprawl Management: Implementing policies to control unplanned urban expansion.

Efficient Urban Infrastructure & Service Delivery: Enhancing transportation, water supply, sanitation, and energy access.

Affordable Housing Access: Expanding housing options for low-income residents. **Urban Safety & Security:** Strengthening law enforcement and disaster preparedness.

Urban Governance & Planning: Improving local government capacity and urban planning strategies.

Climate Change Adaptation & Mitigation: Developing policies to reduce climate-related risks in urban areas.




Target 11.b: By 2020, substantially increase the number of cities and human settlements adopting and implementing integrated policies and plans towards inclusion, resource efficiency, mitigation and adaptation to climate change, resilience to disasters, and develop and implement, in line with the Sendai Framework for Disaster Risk Reduction 2015–2030, holistic disaster risk management at all levels

Indicator 11.b.1: Number of countries that adopt and implement national disaster risk reduction strategies in line with the Sendai Framework for Disaster Risk Reduction 2015–2030

Ghana has actively adopted and implemented national disaster risk reduction strategies in line with the Sendai Framework for Disaster Risk Reduction 2015–2030

Ghana has actively adopted and implemented national disaster risk reduction strategies in line with the Sendai Framework for Disaster Risk Reduction 2015–2030. The country has integrated disaster risk management into its Medium-Term National Development Policy Framework (2022-2025), focusing on climate resilience, environmental protection, and disaster preparedness.

Additionally, Ghana has strengthened its governance in disaster risk reduction by defining clear disaster laws and increasing institutional capacity to manage hazards, particularly flood risks. The National Development Planning Commission (NDPC) ensures that all Ministries, Departments, and Agencies (MDAs) incorporate disaster risk reduction strategies into their development plans.



Mframadan

represents a “wind-resistant house” or a “well-ventilated house” and signifies fortitude, resilience, and preparedness to face life’s challenges



GOAL 12 ENSURE SUSTAINABLE CONSUMPTION AND PRODUCTION PATTERNS

Target 12.1: Implement the 10Year Framework of Programmes on Sustainable Consumption and Production Patterns, all countries taking action, with developed countries taking the lead, taking into account the development and capabilities of developing countries

Indicator 12.1.1: Number of countries developing, adopting or implementing policy instruments aimed at supporting the shift to sustainable consumption and production

Ghana has been actively adopting and implementing policy instruments to support the shift to sustainable consumption and production (SCP)

Key policies aimed at sustainable consumption and production include:

Policy Integration: SCP principles have been incorporated into Ghana's national development strategies, ensuring long-term sustainability.

National Programme on Sustainable Consumption and Production: Led by the Environmental Protection Agency (EPA), this initiative promotes sustainable resource management and waste reduction.

Circular Economy Initiatives: Ghana is implementing strategies to transition toward a circular economy, reducing waste and promoting sustainable production.

International Collaboration: Ghana has partnered with organisations like the United Nations Environment Programme (UNEP) to enhance SCP implementation.

Target 12.6: Encourage companies, especially large and transnational companies, to adopt sustainable practices and to integrate sustainability information into their reporting cycle

Indicator 12.6.1: Number of companies publishing sustainability reports

A significant portion of listed companies are engaging in sustainability reporting

Ghana is actively working towards sustainable development, focusing on aligning with the Sustainable Development Goals (SDGs). The country has demonstrated commitment by increasing funding for crucial sectors, as seen in the 2022 SDGs Budget Report, and by prioritising key SDG targets. However, challenges remain, including poverty, unemployment, environmental degradation, and data gaps. A significant portion of listed companies



are engaging in sustainability reporting. Specifically, a survey by KPMG indicates that over half (52%) of listed companies report on sustainability, with the majority (75%) reporting through parent or group companies. A quarter (25%) report as standalone entities. This suggests that while there's a growing trend of sustainability reporting, a substantial number of companies are opting for group-level reporting. The UN's Sustainable Development Goals report also notes a general increase in companies publishing sustainability reports globally.

A significant portion of companies listed on the Ghana Stock Exchange [GSE] are now actively reporting on their Environmental, Social and Governance [ESG] practices, it's a testament to the growing emphasis on transparency, accountability sustainable business practices. About 45 percent of these listed companies incorporate SDGs in their sustainable reports. Over half of the listed companies are reporting on ESG. From the report, 45 percent of the listed companies report on carbon reduction target as a means of addressing climate change. It is a positive commitment in reducing carbon reduction as in line with both regional and global goals.

Target 12.7: Promote public procurement practices that are sustainable, in accordance with national policies and priorities

Indicator 12.7.1: Number of countries implementing sustainable public procurement

Ghana is actively pursuing sustainable public procurement agenda

Since the introduction of sustainable procurement process governed by the Public Procurement Act, 2003 (Act 663) and its Amendment Act, 2016 (Act 914), the PPA have ensured the integration of environmental and social criteria into all stages of the procurement process from the identification of need to the development of specifications, engagement of suppliers, contract awards, and contract management.

Initiatives have encompassed emphasis on digital platforms Ghana Electronic Procurement System, capacity developments and collaboration with other stakeholders to reduce environmental and social impacts through procurement of goods, works and technical services.





Areas	CAPACITY DEVELOPMENT	COLLABORATION/ PARTNERSHIPS	E-Government Procurement
Rationale	To sustain public procurement several SPP training of stakeholders undertaken	PPA partner with other institutions in Ghana to develop specific sector-based programmes to implement SPP measures.	using Information and Communication Technology (ICT), in conducting procurement relationships with Suppliers of Goods, Works, and Services required by the public sector
Key actions	600 procurement practitioners trained in Framework Agreements (FWA) to streamline purchasing processes and ensure efficiency	Collaborations with MoTI on locally assemble vehicles Collaborations with Forestry Commission and MLNR on Legal timber and timber products	Introduced the Ghana Electronic Procurement System (GHANEPS) 867 Procuring Entities are enrolled unto the system. 311 are using the system as their default procedure to carry out all procurement activities. Thus, a total of 639 are using GHANEPS
	800 staff of Procuring Entities (PEs) and the private sector participants were trained in SPP		
	Built capacity of all stakeholders e.g procurement practitioners, engineers, and suppliers/contractors, civil society and the media		
	320 staff of Ghana Audit Service (GAS), Internal Audit Agency have been trained		

New policies are also being implemented towards improving SPP. These include:

1. Review of the Sustainable Public Procurement (SPP) Policy is underway to align the consumption and production patterns of Public Entities (PEs), and individuals with Sustainable Development Goals (SDGs). This review will also integrate gender and disability considerations into procurement processes.

2. Revision of Standard Tender Documents and other templates in line with SPP requirements

3. Setting up of FUNCTIONAL Procurement Units that are managed by qualified procurement staff



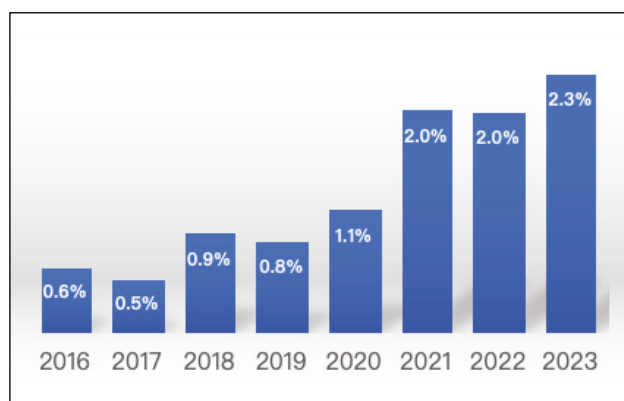
Target 12.a: Support developing countries to strengthen their scientific and technological capacity to move towards more sustainable patterns of consumption and production

Indicator 12.a.1: Installed renewable energy-generating capacity in developing and developed countries (in watts per capita)

Renewable energy supply continues to be grow despite infrastructure challenge

The country has been expanding its renewable energy infrastructure, with investments in solar, hydropower, and bioenergy to support sustainable form of energy supply that offers numerous environmental, economic, and social benefits. Renewable energy share of installed electricity generation capacity has increased consistently from 0.6 percent in 2016 to 2.3 percent of 2023 [Figure 72].

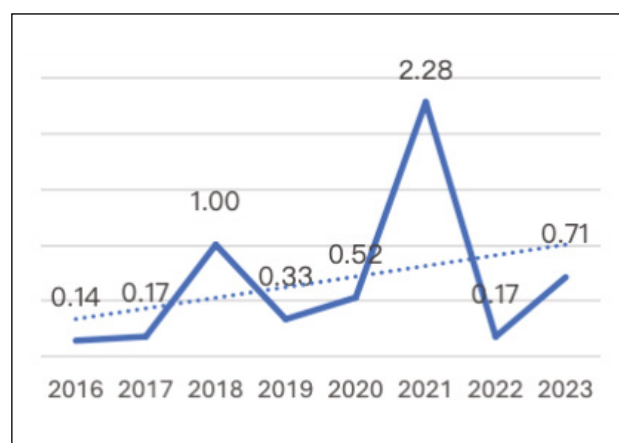
Figure 72: Renewable share of total electricity generation capacity, 2016-2023, %



Source: Energy Statistics, 2025, Ministry of Energy and Green Transition

Renewable energy available to the population has fluctuated over the years from a low of 0.14 watts per person in 2016 to a peak of 2.28 watts in 2021. As of 2023 it stood at 0.71 watts per person. Despite this, the availability of renewables has exhibited an increasing trend [Figure 73].

Figure 73: Installed renewable energy-generating capacity. 2016-2023, Watts per capita



Source: Energy Statistics, 2025, Ministry of Energy and Green Transition

Ghana faces several challenges in expanding its renewable energy generation, despite its vast potential. These include high initial costs, grid integration issues, limited financing options, policy and regulatory gaps and public awareness and technical expertise.



Community Awareness Campaigns	Industrial Renewable Energy Advocacy	Government-Led Energy Transition Plans	Renewable Energy Master Plan
Organizations like 360 Africa have partnered with schools to promote renewable energy education, such as the Repower Ghana Awareness Walk, which encourages community engagement in sustainable energy	The Association of Ghana Industries (AGI) is pushing for greater adoption of renewable energy in industrial production to enhance sustainability and reduce costs.	Ghana's Ministry of Energy has outlined an ambitious energy transition framework, requiring \$562 billion by 2070 to fully integrate renewable energy sources, including solar mini-grids for island communities	The government has developed a Renewable Energy Master Plan, which serves as a strategic framework for expanding clean energy infrastructure and reducing reliance on fossil fuels.

MINISTRY OF ENERGY AND GREEN TRANSITION

Ghana has significant renewable energy potential, with abundant resources in solar, wind, hydropower, and bioenergy. The country enjoys ample sunlight year-round, with solar irradiation averaging 5.5 kWh/m²/day, making solar energy highly viable.

If properly harnessed, Ghana's renewable resources could reduce energy demand by at least 55%, supporting the country's transition to a more sustainable energy system.



Photo Credit: UNRC Ghana



GOAL 13 TAKE URGENT ACTION TO COMBAT CLIMATE CHANGE AND ITS IMPACTS

Target 13.1: Strengthen resilience and adaptive capacity to climate-related hazards and natural disasters in all countries

Indicator 13.1.2: Number of countries that adopt and implement national disaster risk reduction strategies in line with the Sendai Framework for Disaster Risk Reduction 2015–2030

Significant progress has been made in integrating disaster risk reduction into national development planning process

Ghana has made significant progress in integrating disaster risk reduction into its national development planning. Key achievements among them are: National Medium-term Development Policy Framework (2022-2025), Early Warnings for All (EW4ALL) Roadmap, which aims to provide life-saving early warnings to all citizens within five years, Integration of disaster risk reduction into the National Adaptation Planning (NAP) and Ghana Meteorological Agency's Legislative Instrument aimed to regulate climate services to better equip the nation for climate change.

Despite these strides, Ghana still faces challenges in fully adopting disaster risk reduction into all MMDA-specific plans. Continued efforts are needed to address the increasing frequency and severity of disasters. By building on its current achievements, Ghana can strengthen its resilience and protect its people.

Target 13.2: Integrate climate change measures into national policies, strategies and planning

Indicator 13.2.1: Number of countries with nationally determined contributions, long-term strategies, national adaptation plans and adaptation communications, as reported to the secretariat of the United Nations Framework Convention on Climate Change.

Ghana has submitted several key climate-related actions to the United Nations Framework Convention on Climate Change (UNFCCC), demonstrating its commitment to climate action.

Ghana has submitted several key climate-related documents to the United Nations Framework Convention on Climate Change (UNFCCC), demonstrating its commitment to climate action.

NDCs progress

- The National Development Planning Commission (NDPC) and the Environmental Protection Agency (EPA) have created a set of indicators to monitor the advancement of Ghana's Nationally Determined Contributions (NDCs) at both national and sectoral levels. These indicators are utilised to generate a template for tracking Ghana's progress towards meeting its NDCs targets, which various line ministries use for data collection and reporting purposes.





- The EPA has developed an NDCs accounting tool for anthropogenic GHG emission inconsistent with the Guidance for accounting for Parties' nationally determined contributions, referred to in decision 1/CP.21, paragraph 31. The tool will enable Ghana to regularly prepare, communicate and account for its nationally determined contributions under the Paris Agreement. EPA has tested the tool and is currently using it to record and track the progress and achievement of the NDCs. EPA has started extensive training on the tool and helped the line ministries set up the system for regular data collection input. Ghana EPA manages the NDCs accounting and will sectoral representatives as contact points

Adaptation reporting

Ghana is preparing its National Adaptation Plan (NAP) with financial support from GCF through the UN Environment. Under the NAP, Ghana is establishing an adaptation database to support and process data for effective communication. Adaptation communication

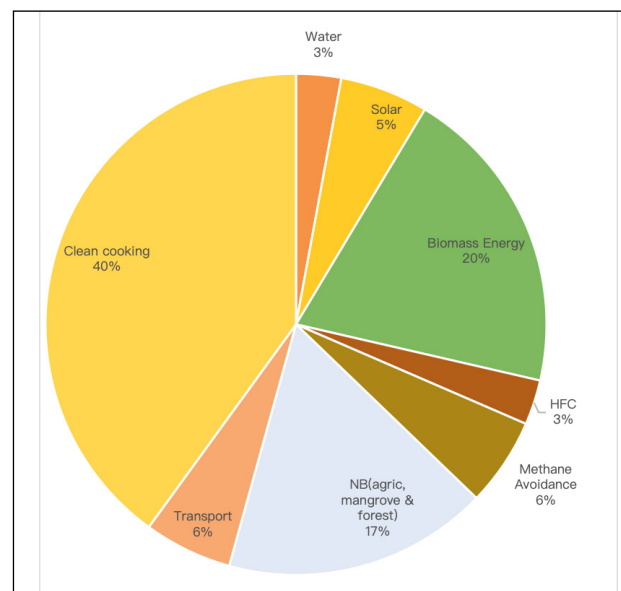
Ghana has completed and submitted its first Adaptation Communication (AdCOM) to the UNFCCC. The AdCOM aims to enhance the visibility and profile of adaptation in Ghana, providing input to the GST, strengthening adaptation action and support, and enhancing learning and understanding of adaptation needs and actions.

Article 6 interventions

Ghana has identified Article 6 of the Paris Agreement to support the implementation of conditional climate actions and raise its ambition in the long run. In collaboration with UNDP, Ghana has published framework for international markets and non-market approaches as the technical and administrative requirements for Article 6 transactions. The

framework covers the operational modalities for Article 6.2 cooperative approach, the Sustainable Development Mechanism under Article 6.4, and the voluntary carbon market. Figure 74 shows the breakdown of Ghana's Article 6 project pipeline as of December 2023.

Figure 74: Article 6 Projects



Source: Ghana's Report on the Implementation of Article 6 of the Paris Agreement, 2024

ON-GOING WORK ON METHODOLOGIES AND CERTIFICATION

- Update the Article 6 project leads database.
- Catalogue and update applicable methodologies for Article 6.2 projects.
- Developing independent assessor performance checklist.
- Document standard Article 6 MADD technical review questions for cookstove projects on stacking and KPT surveys, geographic scope, fNRB, assessment of financial additionality, demonstration of the impact of carbon revenues, and monitoring.



Indicator 13.2.2: Total greenhouse gas emissions per year

Comprehensive GHG inventory has been developed in tracking emissions

Ghana has developed a comprehensive GHG inventory, tracking emissions of carbon dioxide (CO₂), methane (CH₄), nitrous oxide (N₂O), SF₆, and fluorocarbons from energy, industrial processes, agriculture, forestry, and waste. In 2021, Ghana's total GHG emissions reached 51.78 million tonnes of CO₂ equivalent (MtCO₂e), a 12 percent increase from 2019 and a significant 372.3 percent rise since 1990, with an annual growth rate of 5.1 percent.

The total GHG emissions/removals amount to 54,758.55 ktCO₂e in 2022, including LULUCF, representing a 214.3 percent increase in the 1990 levels. In the 32 years (1990-2022), the total emissions/removals grew 3.1-fold from 17,425.13 ktCO₂e in 1990 to 54,758.6 ktCO₂e in 2022. Without LULUCF, total emissions stood at 47,758.53 ktCO₂e in 2022, a significant surge of 343.8 percent compared to the 1990 levels of 10,762.22 ktCO₂e. The energy sector was the largest source of GHG emissions for most years, from 2016 to 2022, accounting for 45.1 percent of the total aggregated national GHG emissions. It was followed by the agricultural sector (21.2%), waste (17.8%), LULUCF (12.4%) and IPPU (3.5%) sectors.

Table 8: Trends of Greenhouse Gas Emissions by Sectors

Emissions by sources/Removals by sinks	Total emissions (KtCO ₂ e)							Percentage Change
	1990	2000	2012	2016	2019	2021	2022	[2016–2022]
National Emissions with LULUCF	17,425.1	20,443.8	36,598.9	40,154.7	49,546.2	52,962.97	54,758.5	36.4%
National Emissions without LULUCF	10,896.7	15,059.2	31,011.0	34,643.5	42,525.6	46,743.07	24,698.60	37.9%
Energy	2,892.18	4,548.64	5,021.61	15,891.11	21,747.87	25,177.19	24,698.60	55.4%
Industrial Processes and Product Use	925.27	862.48	1,248.01	1,301.42	1,709.75	1,862.95	1,905.230	46.4%
Agriculture, Forestry, and Other Land Uses	11,260.39	11,293.32	13,959.67	15,242.17	18,008.34	17,551.13	18,382.88	21%
Waste	2,347.3	3,739.3	6,368.7	7,720.0	8,080.3	8,371.70	9,771.83	26.6%

Source: National Inventory Document, 2024



Target 13.3: Improve education, awareness-raising and human and institutional capacity on climate change mitigation, adaptation, impact reduction and early warning

teacher education; and (d) student assessment Ghana is increasingly incorporating climate change education and sustainability into learning programmes.

Indicator 13.3.1: Extent to which (i) global citizenship education and (ii) education for sustainable development are mainstreamed in (a) national education policies; (b) curricula; (c)

Climate change education and sustainability are steadily being incorporated into learning programmes.

Table 9: Climate change education efforts

National Education Policies	Curricula	Teacher Education	Student Assessment
Ghana's Education Strategic Plan (ESP) 2018–2030 incorporates sustainability and global citizenship principles	The basic education curriculum includes topics on climate change, environmental conservation, and global citizenship	Teacher training programs integrate ESD principles, equipping educators with skills to teach sustainability	Ghana is working on assessment frameworks that evaluate students' understanding of sustainability and global citizenship
The National Pre-Tertiary Curriculum Framework emphasizes environmental awareness, civic responsibility, and sustainable development	Subjects, like Social Studies and Science, explicitly address sustainability and global issues.	- Universities, such as the University of Education, Winneba, offer courses on ESD and global citizenship	
Climate Change Learning Strategy developed by the Ministry of Environment, Science, Technology, and Innovation (MESTI) aims to mainstream climate education across different levels of learning.	PhD in Climate Change and Sustainable Development at the University of Ghana provides advanced training for researchers and policymakers	Centre for Climate Change and Sustainability Studies (C3SS) at the University of Ghana offers specialized courses and research programs on climate change and sustainable development	



GOAL 14 CONSERVE AND SUSTAINABLY USE THE OCEANS, SEAS AND MARINE RESOURCES FOR SUSTAINABLE DEVELOPMENT

Target 14.1: By 2025, prevent and significantly reduce marine pollution of all kinds, in particular from land-based activities, including marine debris and nutrient pollution

Indicator 14.1.1: (a) Index of coastal eutrophication; and (b) plastic debris density

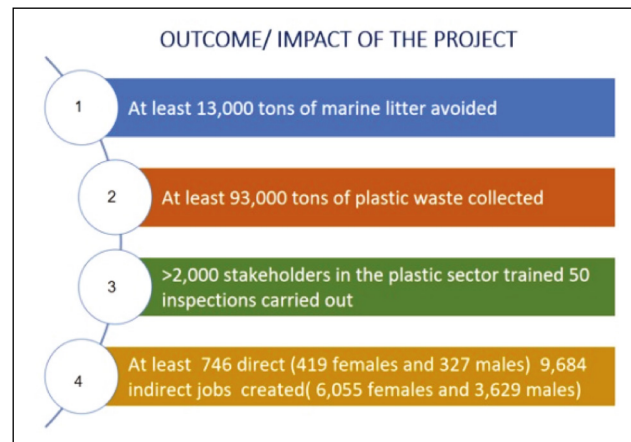
Ghana is reducing plastic pollution through the National Plastic Action Partnership and circular economy efforts

It is estimated that Ghana generates around 1.1 million tons of plastic waste per year, out of which about only 5 percent is collected for recycling. Most of the plastic waste generated is poorly managed, resulting in littering and clogging of drains and watercourses, with an estimated 250,000 tons dumped into the Atlantic Ocean annually.

Ghana is actively working to curb plastic debris intensity through various initiatives, policies, and partnerships. These include:

1. Ghana National Plastic Action Partnership (NPAP): in 2019, Ghana through MESTI joined the Global Plastic Action Partnership. The initiative promotes multi-stakeholder cooperation and data-driven approaches to reduce plastic pollution. In 2021, Ghana published a roadmap for radical reduction of plastic pollution in Ghana. The report includes 11 case studies on ongoing projects in Ghana to replace or redesign plastic

products and improve waste collection and recycling. NPAP notes that about 18 percent of plastic waste in Ghana is from food packaging or carrier bags, which have existing alternatives needing broader adoption. The final section of the roadmap outlines necessary actions for stakeholders to prevent these issues.



2. Recycling & Circular Economy Initiatives: in 2024, a Circular Economy Framework for Plastics in Ghana (CEF-PS) project was established a national initiative aimed at reducing plastic waste and promoting a sustainable, circular economy. The project's activities, includes extensive research, stakeholder engagement, and pilot interventions. The project is funded by the Global Environment Facility (GEF) and executed by the United Nations Industrial Development Organization (UNIDO).



Target 14.2: By 2020, sustainably manage and protect marine and coastal ecosystems to avoid significant adverse impacts, including by strengthening their resilience, and take action for their restoration in order to achieve healthy and productive oceans

Indicator 14.2.1: Number of countries using ecosystem-based approaches to managing marine areas

Seasonal fishing closures and aquaculture investments are helping conserve marine ecosystems

Ghana continues to practice seasonal closures for artisanal fishers as means of conserving and managing fisheries. The Ministry of Fisheries and Aquaculture Development (MoFAD) has slated July 1 to July 31 for the 2024 closed fishing season for canoes and inshore vessels. Industrial trawlers will observe the closed season for two months, from July 1 to August 31.

To reduce the overdependence on the marine sub-sector for domestic fish consumption and for export, the Government is transforming the Aquaculture Sub-sector to increase domestic fish production, reduce fish import, and create jobs along the value chain. In line with the above stated goal, the Ministry in June 2023 completed and commissioned a state-of-the-art National Aquaculture Centre at Amrahia. The government supported the first batch of twenty-four (24) trainees made up of 12 males and 12 females to undertake thirteen (13) weeks training in various aspects of aquaculture including fish production, farm management, fish health, feed formulation, and processing.

Target 14.4: By 2020, effectively regulate harvesting and end overfishing, illegal, unreported and unregulated fishing and destructive fishing practices and implement science-based management plans, in order to

restore fish stocks in the shortest time feasible, at least to levels that can produce maximum sustainable yield as determined by their biological characteristics

Indicator 14.4.1: Proportion of fish stocks within biologically sustainable levels

Ghana continues to work towards sustainable management of fisheries resources.

Ghana through MoFAD continue to work towards sustainable management of fisheries resources. The country commenced an Inland Canoe Frame Survey for the registration of inland fishing & transport canoes. The survey recorded a total of 7,476 canoes and boats during the period.

The government approved the implementation of Marine Fisheries Management Plan (2022–2026). The Plan provides a strategic framework for reversing the downward trend in marine fishery resources and established a sound management regime for the sustainable exploitation of the marine resources in accordance with international best practices. As part of implementation of the Plan, the Government has announced a 3-year moratorium on new marine artisanal canoe entrants after extensive stakeholder engagements to secure buy-in to help reduce excessive pressure on the fish stocks. The moratorium will continue for 3 years with the possibility of annual review.

Target 14.5: By 2020, conserve at least 10 per cent of coastal and marine areas, consistent with national and international law and based on the best available scientific information

Indicator 14.5.1: Coverage of protected areas in relation to marine areas



Marine protected areas has been mapped out for conservation and Ghana's Ocean Health Index is gradually improving

Ghana has marine protected areas (MPAs) covering approximately 0.1 percent of its territorial waters, which amounts to around 227 km². These areas are designated to conserve marine biodiversity and support sustainable fisheries.

Ghana continues to make modest improvements on the World Ocean Health Index (OHI). The overall Ocean Health Index score for Ghana has improved from 63.26 in 2021 to 65 out of 100 in 2024. The 2024 score was lower than the global average score of 69. Ghana maintained its 2021 rank of 141 out of 220 regions in 2024. The score reflects challenges in marine conservation, sustainable fisheries, and ecosystem management

Table 10: Ghana Ocean Health Index, 2016-2024

Goal	2016	2017	2018	2019	2020	2021	2022	2023	2024
Artisanal opportunities	72.01	71.12	69.9	69.05	68.33	67.95	68.19	68.59	69.17
Biodiversity	81.3	81.14	80.5	80.49	80.46	80.46	77.45	77.25	77.05
Coastal protection	98.0	98.0	98.0	98.0	98.0	98.0	99.94	99.94	99.94
Carbon storage	99.09	99.09	99.09	99.09	99.09	99.09	99.86	99.86	99.86
Clean water	35.55	35.25	35.25	33.61	33.49	33.37	27.2	27.55	27.91
Economies	98.32	98.32	98.32	98.32	98.32	98.32	98.32	98.32	98.32
Fisheries (sub-goal)	50.11	49.82	49.28	48.61	47.71	47.22	49.49	49.6	49.81
Food provision	50.11	49.81	49.27	48.61	47.71	47.22	49.48	49.6	49.8
Habitat (sub-goal)	87.85	87.94	87.08	87.47	87.85	87.85	81.69	81.69	81.69
Iconic species (sub-goal)	68.18	68.14	68.1	61.76	61.63	61.49	66.43	66.24	66.32
Livelihoods & economies	93.84	93.84	93.84	93.84	93.84	93.84	93.84	93.84	93.84
Livelihoods	89.35	89.35	89.35	89.35	89.35	89.35	89.35	89.35	89.35
Lasting special places (sub-goal)	2.73	2.73	2.73	2.73	2.73	2.73	2.73	2.73	2.73



Goal	2016	2017	2018	2019	2020	2021	2022	2023	2024
Mariculture (sub-goal)	0.01	0.01	0.01	0.01	0.01	0.01	0.01	0.01	0.01
Natural products	55.93	62.57	66.79	68.11	68.48	69.01	57.3	60.21	62.1
Sense of place	35.46	35.44	35.42	32.25	32.18	32.11	34.58	34.49	34.53
Species condition (sub-goal)	74.76	74.34	73.92	73.5	73.08	73.08	73.2	72.81	72.41
Tourism & recreation	10.65	11.12	11.15	11.35	11.60	11.58	73.14	20.49	34.24

Assessment of goals over the years have seen some improvements in five goals – Artisanal opportunities; Coastal protection; Carbon storage; Natural products and Tourism & recreation. The scores for Economies, Livelihoods & economies, Livelihoods, Lasting special places (sub-goal) and Mariculture (sub-goal) have remained the same. The remaining goals have generally worsened over the period [Table 10].

Target 14.6: By 2020, prohibit certain forms of fisheries subsidies which contribute to overcapacity and overfishing, eliminate subsidies that contribute to illegal, unreported and unregulated fishing and refrain from introducing new such subsidies, recognising that appropriate and effective special and differential treatment for developing and least developed countries should be an integral part of the World Trade Organization fisheries subsidies negotiation⁴

Indicator 14.6.1: Degree of implementation of international instruments aiming to combat illegal, unreported and unregulated fishing

Stronger regulations and inspections are curbing illegal and unregulated fishing in Ghana's waters

As part of government efforts to combat illegal, unregulated and unreported (IUU) fishing activities in the Ghanaian Exclusive Economic Zone (EEZ), the Ministry of Fisheries and Aquaculture is implementing the Ministerial Directive on trawl gears for industrial trawl vessels. To this end, seventy-two (72) pre-departure and arrival inspections were conducted to ensure compliance to the ministerial directives for trawlers to help reduce the catch of juvenile fish and address the issue of excessive by-catch and fish stock depletion. There is ongoing biological surveillance of demersal fish species. Forty (40) members of the Fisheries Commission received training to appropriately check inshore vessels in the field of licensing.

Target 14.c: Enhance the conservation and sustainable use of oceans and their resources by implementing international law as reflected in the United Nations Convention on the Law of



the Sea, which provides the legal framework for the conservation and sustainable use of oceans and their resources, as recalled in paragraph 158 of “The future we want”

Indicator 14.c.1: Number of countries making progress in ratifying, accepting and implementing through legal, policy and institutional frameworks, ocean-related instruments that implement international law, as reflected in the United Nations Convention on the Law of the Sea, for the conservation and sustainable use of the oceans and their resources


Ghana has ratified international ocean protection laws, reaffirming its commitment to marine sustainability.

The 2022 Ghana VNR report reported eight protocols ratified by Ghana for the conservation and sustainable use of the oceans and their resources. In 2025, Ghana’s Parliament ratified the World Trade Organisation (WTO) Agreement on Fisheries Subsidies, signaling a renewed national commitment to curbing

illegal, unreported, and unregulated (IUU) fishing and promoting sustainable fisheries management.

The WTO Fisheries Subsidies Agreement is designed to eliminate harmful subsidies contributing to overfishing and IUU practices, particularly on the high seas and waters where fish stocks are overexploited or of unknown status. The agreement introduces prohibitions on subsidies for IUU fishing and the exploitation of overfished stocks and grants transition periods to developing countries like Ghana.

Ghana has ratified the UNESCO 2001 Convention on the Protection of the Underwater Cultural Heritage, committing to a global framework for identifying, preserving, and sustainably managing underwater cultural assets that have remained submerged for at least a century in Ghana’s waters. Through this commitment, Ghana joins international efforts to protect these silent witnesses of the past, ensuring their preservation and appreciation for future generations.





GOAL 15 PROTECT, RESTORE AND PROMOTE SUSTAINABLE USE OF TERRESTRIAL ECOSYSTEMS, SUSTAINABLY MANAGE FORESTS, COMBAT DESERTIFICATION, AND HALT AND REVERSE LAND DEGRADATION AND HALT BIODIVERSITY LOSS

Target 15.1: By 2020, ensure the conservation, restoration and sustainable use of terrestrial and inland freshwater ecosystems and their services, in particular forests, wetlands, mountains and drylands, in line with obligations under international agreements

Indicator 15.1.1: Forest area as a proportion of total land area

Ghana continues its commitment to forest conservation amidst a modest slowdown in protection efforts.

Ghana's total land area is estimated to be 23.9 million ha. There are 266 gazetted forest reserves comprising of 204 in the High Forest Zone and 62 in the Savanna Zone. Among the 22 wildlife protected areas are seven (7) National Parks, six (6) Resource Reserves, three (3) Wildlife Sanctuaries, one (1) Strict Nature Reserve, and five (5) Ramsar Sites. A total of 22,496km of forest boundaries were cleaned and 22,281km were inspected in 2022 as compared to 24,567km of boundaries cleaned and 23,466km of boundaries inspected in 2021. This indicates an 8 percent and 5 percent decrease in boundary cleaning and boundary inspections respectively. To continuously protect and preserve the integrity of forest

reserves and wildlife protected areas, several innovative measures were developed and put into action including the deployment of Rapid Response Teams.

Target 15.2: By 2020, promote the implementation of sustainable management of all types of forests, halt deforestation, restore degraded forests and substantially increase afforestation and reforestation globally

Indicator 15.2.1: Progress towards sustainable forest management

Ghana has made steady progress in promoting sustainable forest management through afforestation, timber legality assurance, and community-based reforestation initiatives, though persistent governance challenges remain

Ghana is implementing sustainable forest management (SFM) strategies to balance conservation, economic development, and community livelihoods. These efforts are in line with global commitments like the Voluntary Partnership Agreement (VPA) with the EU and the Forest Law Enforcement, Governance, and Trade (FLEGT) initiative.



TREE FOR LIFE

REFORESTATION INITIATIVE 2025


RESTORING DEGRADED LANDSCAPES


PLANTING 30 MILLION TREE SEEDLINGS ACROSS THE COUNTRY

The general public can pick free seedlings from the Forestry Commission Head office,
Forest Services Division (FSD) Regional and District Offices, and other designated
points nationwide from

5th - 30th June, 2025

 : Forestry Commission Ghana

 : Forestry Commission Gh

 : the_forestry_commission

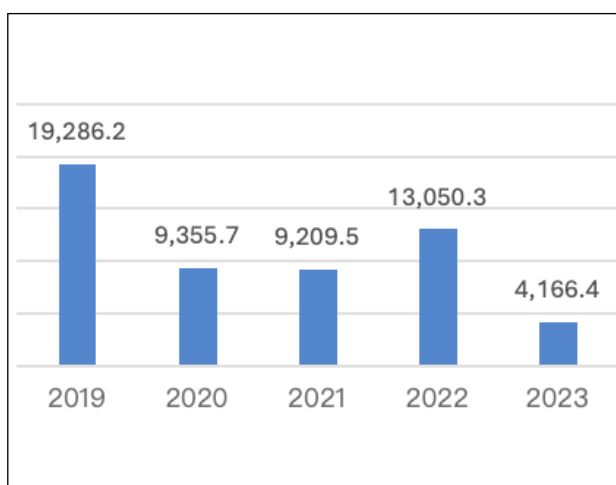
 : www.fcghana.org





1. **Tree for Life Reforestation Initiative** – A nationwide effort to restore degraded landscapes. A government flagship programme aimed at promoting afforestation and agroforestry. The initiative will see the government distribute seven million seedlings of ornamental and food crops by various government agencies, the private sector, and the public for planting.
2. **Forest Certification & Governance** – Ghana has adopted forest certification practices to ensure legal and sustainable timber trade. A Timber Validation Department facilitated trading of legal timber in accordance with the requirements of Regulations 40 of the Timber Resource Management and Legality Licensing Regulations 2017, (LI 2254). The Ghana Wood Tracking System (GWTS) was successfully launched and fully deployed and in use around the country. The country continued to conduct Timber Legality Audit of the implementing agencies as well as the private sector. Two (2) sets of audits were conducted in 1 audit cycle. The audits covered 6 office audits, 34 FSD District offices and 12 TIDD Area offices. A total of 123 non-conformances were raised against the auditees during the year under review.
3. **Community-Based Forestry** – Programs like the Modified Taungya System (MTS) allow local communities to engage in reforestation while benefiting from agroforestry. The farmer group provides labour for planting activities while the FSD supervises and provides the required logistics including tree seedlings. The farmer group, in addition to the food crops, have a 40 percent share of the Standing Tree Value (STV) of the planted trees. The Government has a 40 percent share while the landowner and community have a 15 percent and 5 percent share, respectively. The MTS accounted for 10,072.8 ha of forest plantations established in 2023.
4. **Forest Management Plans** – Ghana has developed structured forest management plans for reserves. under the Ghana Landscape Restoration and Small-Scale Mining Project [GLRSSMP], the Forest Services Division is leading the preparation of the forest management plans for 9 forest reserves. Assessment and diagnostic surveys have been completed for all nine (9) management plans; a technical review has been conducted for 4 (Chasi, Wiaga, Tapania, and Chiraa Headwaters Forest Reserves). A total of 384 community members (297 males and 87 females) have been trained in forests restoration and rehabilitation techniques; and planning has been made for the training of Community Based Organisations (CBOs), Community Forest Committees (CFCs), Community Biodiversity Advisory Groups (CBAGs), and Fire Volunteers, etc.) on fire prevention, pre-suppression and suppression strategies

Figure 75: Area affected by Fire, 2019-2023; Ha



Source: Annual Report 2023, Ghana Forest Plantation Strategy, Forestry Commission



The threat of wildfire within forest reserves remains a major challenge to forest plantations development in Ghana. During the reporting year, a total area of 4,166.4 hectares was affected by wildfires [Figure 75]. This area represents a 68 percent decrease over the 2022 season. Field officers carried out several activities to control wildfires. This included awareness creation and sensitisation of forest fringe communities and other stakeholders on fire prevention control and suppression; ride construction/maintenance; establishment of green firebreaks; and fire patrols by community forest volunteers, forest guards and YAP beneficiaries.

Target 15.3: By 2030, combat desertification, restore degraded land and soil, including land affected by desertification, drought and floods, and strive to achieve a land degradation-neutral world

Indicator 15.3.1: Proportion of land that is degraded over total land area

Ghana continues to scale up land restoration efforts under its national forest strategy in spite of growing threat of illegal mining

For the past eight (8) years, the Forestry Commission, in line with the 2012 Ghana Forest and Wildlife Policy and the Ghana Forest Plantation Strategy (GFPS, 2016-2040) has embarked on forest restoration interventions through three main components namely, forest plantation development, enrichment planting and farm forestry (trees on farm).

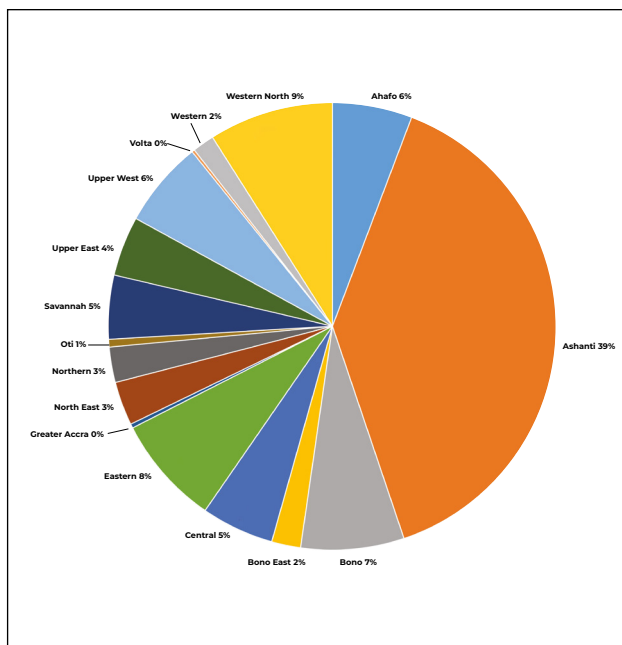
The cumulative area restored under the GFPS from 2017 to 2023 stands at 748,941.6 hectares as presented in Table 11. Specifically, the cumulative achievements to date under the three main components of forest restoration are: forest plantation 135,853.2 ha (18.1%), enrichment planting 25,747.6 ha (3.4%) and trees-on-farm constitutes 587,340.8 ha (78.5%). In 2023, 43,400.4 hectares of degraded forest landscape was restored, comprising 16,941.5 ha forest plantations, 2,387.3 hectares enrichment planting and 24,071.6 ha trees-on-farm.

Illegal mining poses significant challenges to sustainable forest resource management. As of May 2023, illegal mining has affected 34 of the country's 288 forest reserves, degrading approximately 4,726.2 hectares of land, representing 1.2 percent.

Table 11: Degraded areas restored under GFPS, 2017-2023, hectares

	2017–2020			2021			2022			2023		
	Plantation	Enrichment	Trees-on-Farm	Plantation	Enrichment	Trees-on-Farm	Plantation	Enrichment	Trees-on-Farm	Plantation	Enrichment	Trees-on-Farm
on-reserve	60,733.8	16,862.2	0.0	17,719.3	5,145.5	–	27,258.8	1,322.6	–	16,732.3	2,387.3	24,071.6
Off-reserve	11,772.7	30.0	448,028.7	775.4	–	72,079.6	651.7	0.0	3,000.0	209.2	0.0	0.0
Total	72,506.5	16,892.2	448,028.7	18,494.7	5,145.5	72,079.6	27,910.5	1,322.6	43,160.9	16,941.5	2,387.3	24,071.6

Source: Annual Report 2023 Ghana Forest Plantation Strategy, 2023, Forestry Commission



Several plantations are being established to address degradation. Out of the total area of 16,941.5 ha of forest plantations established in 2023, 16,732.3 ha was established within degraded forest reserves whereas the remaining 209.2 ha was established within off-reserve areas.

Target 15.6: Promote fair and equitable sharing of the benefits arising from the utilisation of genetic resources and promote appropriate access to such resources, as internationally agreed

Indicator 15.6.1: Number of countries that have adopted legislative, administrative and policy frameworks to ensure fair and equitable sharing of benefits

Benefit-sharing framework has been established to ensure fair and equitable distribution of resources, particularly in sectors like forestry, land management, and biodiversity conservation.

Ghana has established benefit-sharing frameworks to ensure fair and equitable

distribution of resources, particularly in sectors like forestry, land management, and biodiversity conservation. These frameworks aim to balance economic gains with community development and environmental sustainability. The benefit-sharing mechanism in Ghana include:

Customary Land Revenue Distribution – Revenues from mineral royalties, timber, and land transactions are managed through national legislation. The office of the Administrator of Stool Lands, is responsible for the disbursement of Ground Rent on Mining Concessions and Mineral Royalties received from the Minerals Development Fund (MDF) under the Minerals Development Fund Act, 2016 (Act 912) and disbursed in accordance with the constitutional formula stipulated in Article 267(6) of the 1992 Constitution as follows:

1. 10 percent of the revenue is retained by the Office to cover Administrative expenses.
2. The remaining revenue is then disbursed in the following proportions:
 - a. 25 percent to the stool through the Traditional Authority. This is for the maintenance of the stool in keeping with its status.
 - b. 20 percent to the Traditional Authority; and
 - c. 55 percent to the District Assembly, within the area of authority of which the stool lands are situated.

The publication of disbursements is in-line with the EITI requirement for Systematic Disclosure, also referred to as Mainstreaming, per the 2019 EITI Standard.



Photo Credit: Forestry Commission



GOAL 16 PROMOTE PEACEFUL AND INCLUSIVE SOCIETIES FOR SUSTAINABLE DEVELOPMENT, PROVIDE ACCESS TO JUSTICE FOR ALL AND BUILD EFFECTIVE, ACCOUNTABLE AND INCLUSIVE INSTITUTIONS AT ALL LEVELS

Indicator 16.4.2 Proportion of seized, found or surrendered arms whose illicit origin or context has been traced or established by a competent authority in line with international instruments

Despite ongoing public awareness campaigns and firearm destruction efforts, Ghana continues to face significant challenges in tracing and controlling illicit small arms.





The National Commission on Small Arms and Light Weapons has estimated that there are about 2.3 million small and light weapons in circulation, out of which 1.2 million are legally registered and the remaining 1.1 million cannot be accounted for. The commission has also been leading initiatives to collect and destroy illicit firearms.

Key challenges to effectively combat the proliferation of illicit small arms include:

1. the lack of relevant and accurate databases on illicit small arms and related incidents to

monitor and measure the impact of illicit small arms on society and associated issues,

2. the influx of illicit small arms through the borders, particularly through the Door-to-Door container delivery by shipment at the Tema Harbour.
3. The lack of equipment to detect and prevent arms trafficking at the country's entry points and the weak control of ammunition transfer in the country are also critical challenges.

“Silence the Gun to Save a Life” campaign

The campaign seeks to educate high-risk groups and the public about the dangers associated with small arms, foster zero tolerance towards illegal firearm possession, and raise awareness about the devastating impact of gun-related violence, especially on women.

The Northern Region, particularly the Dagbon area, has been chosen as the venue for the third community level campaign due to its unique challenges. The region has historically faced localised conflicts fueled by ethnic, chieftaincy and land disputes which are often heightened by the availability of small arms. Traditional blacksmithing practices in the area contribute to the local production of firearms, making them readily accessible to communities.

Moreover, the region's proximity to Burkina Faso and Togo, where small arms

Target 16.5: Substantially reduce corruption and bribery in all their forms

Indicator 16.5.1 Proportion of persons who had at least one contact with a public official and who paid a bribe to a public official, or were asked for a bribe by those public officials, during the previous 12 months

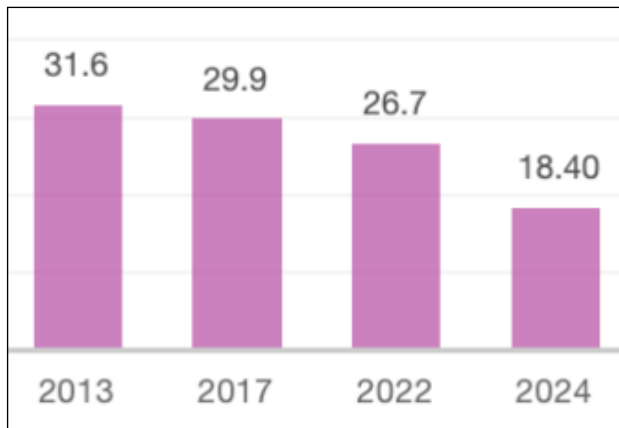
Bribery in public service interactions has declined significantly in Ghana over the past decade, yet persistent perceptions of corruption and recent declines in global anti-corruption rankings highlight the need for stronger enforcement and sustained institutional reforms.

Corruption remains pervasive in interactions with public institutions, though it has seen improvements since 2013. The proportion of population with contact with public officials that admitted to giving gifts, primarily monetary, to access services has declined from 31.6 percent in 2013 to 18.4 percent in 2024.





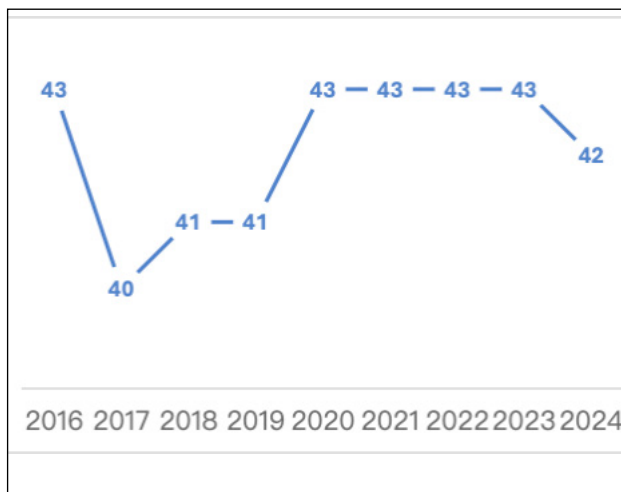
Figure 76: Population admitting to giving bribe to public officer, 2013,2017, 2022 & 2024; %



GLSS 6 [2012/2013], GLSS7 [2016/2017], Governance Series Wave 1[2025]; Ghana Statistical Service

Corruption in Ghana – People's Experiences and Views, 2022, United Nations Office on Drugs and Crime

Figure 77: Corruption Perception Index , 2016-2024,



Source: Transparency International (TI)

International corruption indices also paint pictures of fluctuating performance, especially for the last 10 years. Ghana has never attained the pass score [50] on the transparency international corruption perception index. The country's performance worsened in 2024 to a score of 42 after stagnating at 43 between 2020 to 2023.

Ghana has implemented several initiatives to curb bribery and corruption:

- **National Anti-Corruption Action Plan (NACAP):** A comprehensive framework aimed at reducing corruption through policy reforms, enforcement, and public education.
- **Office of the Special Prosecutor (OSP):** Established to investigate and prosecute corruption-related offenses, including bribery.
- **Transparency International, Ghana (Ghana Integrity Initiative):** Advocates for transparency and has proposed a confidential bribery reporting system to encourage whistleblowing.
- **Ghana Anti-Corruption Coalition (GACC):** A unique cross-sectoral grouping of public and civil society organisations with a focus on promoting good governance and fighting corruption in Ghana.
- **Public Sector Reforms:** Efforts to digitise government services to minimise human interactions that often lead to bribery.
- **Anti-Corruption Campaigns:** Awareness programs to educate citizens on the dangers of bribery and encourage ethical behaviour



Target 16.6: Develop effective, accountable and transparent institutions at all levels

Indicator 16.6.1 Primary government expenditures as a proportion of original approved budget, by sector (or by budget codes or similar)

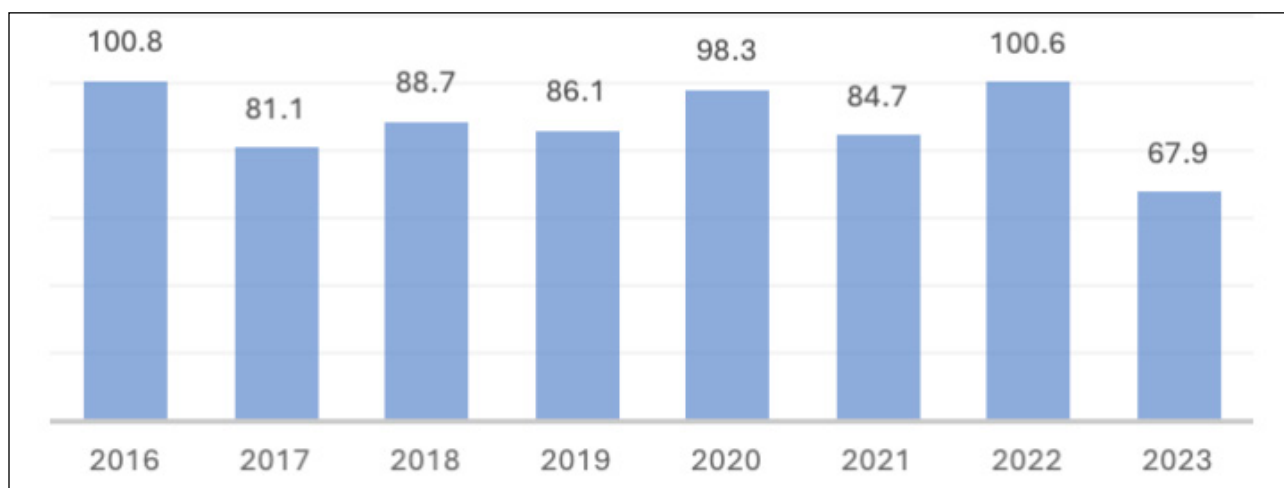
Ghana has made notable progress in strengthening public financial management through reforms and transparency in fiscal planning and implementation.

Except for 2016 and 2022, when spending exceeded the approved budget [Figure 78], the government has generally managed to keep expenditures within the approved limits.

Ghana uses budget control measures overseen by the Ministry of Finance through the Budget Operations Manual, which guides budget formulation, approval, implementation, and monitoring.

This Manual is an important component of Ghana's Public Financial Management (PFM) reform program. In 2014, Program Based Budgeting (PBB) was implemented for the first time in Ghana, and the Budget Division (BD) developed a strategic plan and risk management framework. For the 2025 budget, MOF continued to publish a Citizen's Budget as the government embarks on further PFM reforms.

Figure 78: Total expenditure as a share of approved budget, 2016 - 2023, (%)



Source: Fiscal Data, 2016-2023, Ministry of Finance

Target 16.7: Ensure responsive, inclusive, participatory and representative decision-making at all levels

Indicator 16.7.2: Proportion of population who believe decision-making is inclusive and responsive, by sex, age, disability and population group

A large majority of Ghanaians feel excluded from political decision-making, with women,

persons with disabilities, and both young and older adults reporting particularly high levels of marginalization.

Over 70 percent of the population in 2024 felt excluded from decision-making in the political system. Only 13.5 percent believed they had some significant influence [Figure 79].

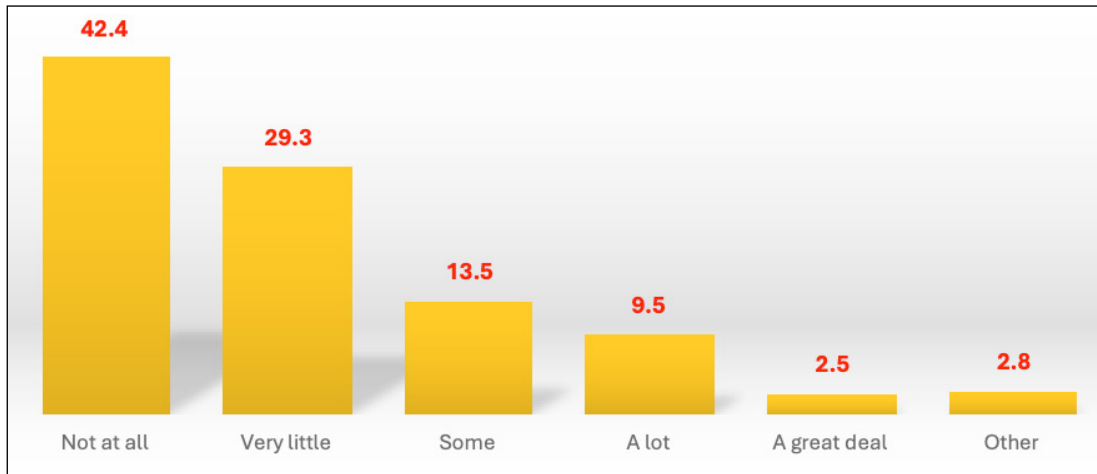
Slightly more females (43.5%) than males (41.8%) felt entirely excluded. Among those with





activity difficulties, 47.4 percent felt completely excluded, especially those with self-care (66.0%) and speech (54.8%) challenges. Young adults (18-24 years) and seniors (65+ years) reported high levels of exclusion at 56.1 percent.

Figure 79: Public Perception of inclusiveness in decision making of government, 2024, National



Source: The Governance Series, Wave 1, 2025; Ghana Statistical Service

Table 12: Public Perception on Inclusiveness in Decision-Making of Government

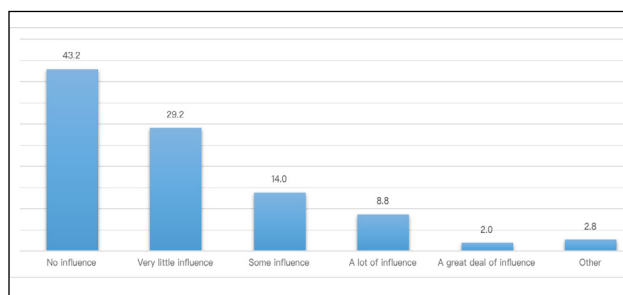
	Not at all	Little/some	A lot/Great deal	Other
Male	41.8	43.7	12.2	2.2
Female	43.5	41.0	11.5	4.0
Urban	40.5	44.5	11.9	3.1
Rural	45.8	39.6	12.1	2.4
18-24	56.1	31.7	9.7	2.5
25-34	43.0	42.9	12.6	1.5
35-49	47.2	40.0	11.9	0.9
50-64	43.0	42.1	13.4	1.5
65+	46.5	36.7	12.7	4.1
Disability	47.4	34.8	13.6	4.2

Source: The Governance Series, Wave 1, 2025; Ghana Statistical Service



Figure 80 presents public perception of the responsiveness of governance. Similar to the perception of inclusivity, majority [43.2%] are of the view that governance has no influence on responsiveness. Figure 2

Figure 80: Perception of governance responsiveness, 2024, %



Source: The Governance Series, Wave 1, 2025; Ghana Statistical Service

Target 16.9: By 2030, provide legal identity for all, including birth registration

Indicator 16.9.1 Proportion of children under 5 years of age whose births have been registered with a civil authority, by age.

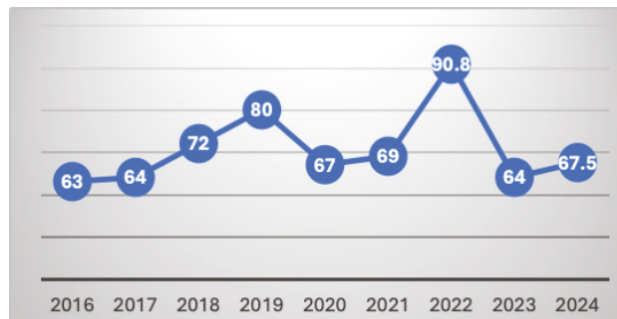
Despite periods of progress, Ghana's birth registration rates have fluctuated, prompting renewed efforts to strengthen civil registration systems and improve coverage.

The highest performance was in 2018 and 2022 with 80 percent and 90 percent, nearing the SDG target of universal registration. However, by 2024, it significantly declined to 67.5 percent, almost reverting to the 2016 level [Figure 81].

To enhance the situation, the registry is implementing several key initiatives. These include consolidating the fragmented systems for birth registration, introducing a manual notification form in collaboration with the Ghana Health Service, developing standard operating procedures with support from

UNICEF, and training enumerators for the creation of a community population register.

Figure 81: Birth Registration Coverage, 2016-2024; %



Source: The Governance Series, Wave 1, 2025; Ghana Statistical Service

Target 16.10: Ensure public access to information and protect fundamental freedoms, in accordance with national legislation and international agreements

Indicator 16.10.2 Number of countries that adopt and implement constitutional, statutory and/or policy guarantees for public access to information

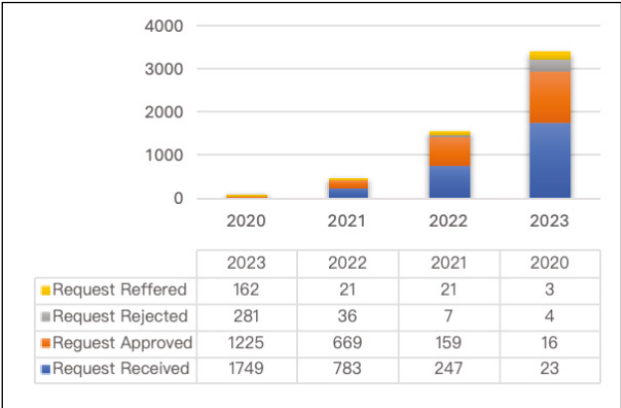
Implementation of Ghana's Right to Information Act has significantly enhanced public access to information

Since the passage of the Right to Information Act, 2019 (ACT 989), the request for information received by public institutions has increased tremendously. This provision has provided a formal channel to access public information to the citizenry.

Since 2020, requests for information have increased from 23 to 1749 in 2023. For all the years, the average of these requests approved was above 70 percent. Several requests were also referred to the appropriate public institution for action [Figure 82].



Figure 82: Number of right to information Requests, 2020-2023,



Source: Annual Report, 2020-2023, Right to Information Commission

Target 16.a: Strengthen relevant national institutions, including through international cooperation, for building capacity at all levels, in particular in developing countries, to prevent violence and combat terrorism and crime

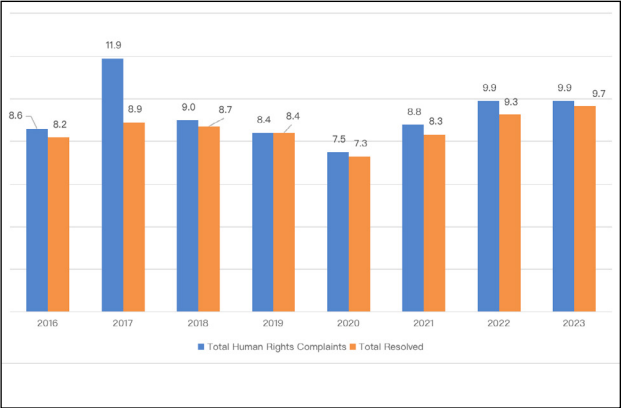
Indicator 16.a.1 Existence of independent national human rights institutions in compliance with the Paris Principles

Ghana has made significant strides in promoting and protecting human rights, demonstrated by international recognition and sustained efforts to address the needs of vulnerable groups.

The Commission on Human Rights and Administrative Justice (CHRAJ) is established as the National Human Rights Institution of Ghana to protect universal human rights and freedoms, especially those vested in the 1992 Constitution, including civil, political, economic, social, and cultural rights. In March 2025, CHRAJ was reviewed for compliance with the Paris Principles and re-accredited “A” status, following the 45th Session of the Global Alliance of National Human Rights Institutions Sub-Committee on Accreditation.

The review encouraged NHRIs accredited “A” status to take reasonable steps to enhance their effectiveness and independence, in line with the Paris Principles and implement the recommendations made during review. CHRAJ received recommendations on its human rights mandate; pluralism and diversity; selection and appointment; and adequate funding and financial autonomy.

Figure 83: Human Rights Complaints, 2016-2023, Thousands



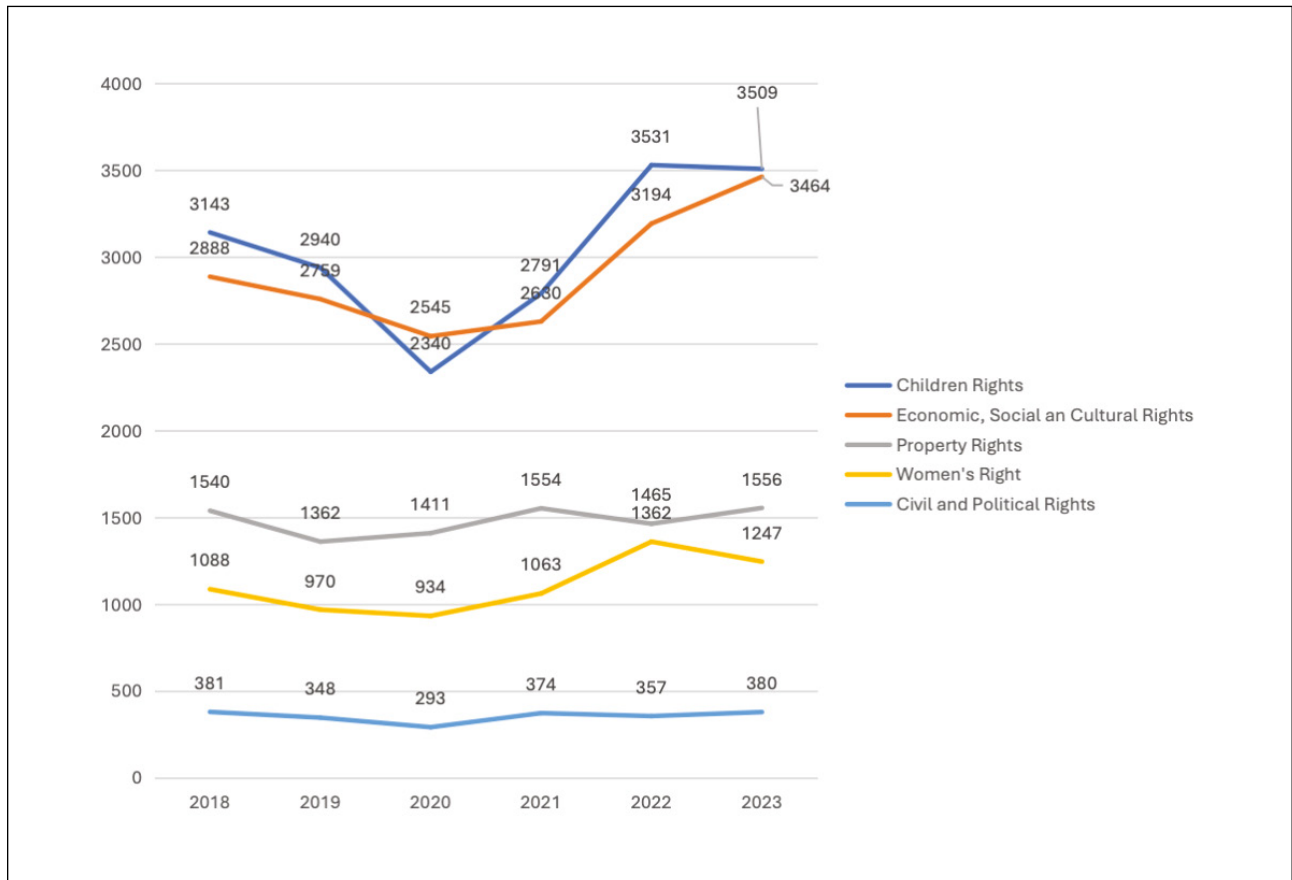
Source: Annual Report, 2016-2023, CHRAJ

Under its management system, CHRAJ continues to receive and resolve human rights complaints. Since 2016, about 74,000 complaints have been received and nearly all [over 90%] have been resolved [Figure 83].

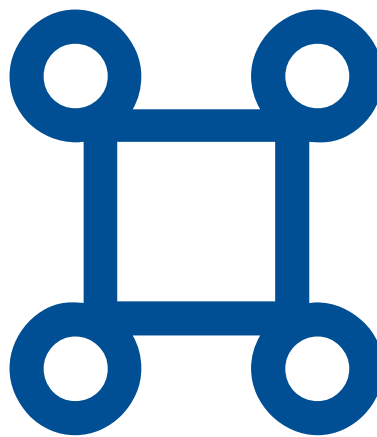
Children right cases continue to dominant the complained received by CHRAJ. This is followed by Economic, Social and Cultural Rights and property rights. The least human right cases received relate to civil and political rights [Figure 84].



Figure 84: Human Right Cases by type, 2016- 2023



Source: Annual Report, 2016-2023, CHRAJ



Mpatapo (Knot of
Pacification/Reconciliation)

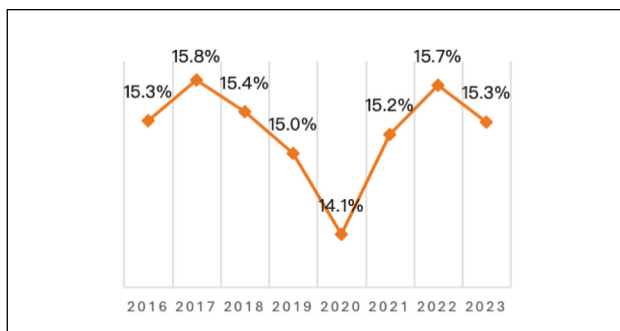
GOAL 17 STRENGTHEN THE MEANS OF IMPLEMENTATION AND REVITALISE THE GLOBAL PARTNERSHIP FOR SUSTAINABLE DEVELOPMENT

Target 17.1: Strengthen domestic resource mobilisation, including through international support to developing countries, to improve domestic capacity for tax and other revenue collection

Ghana's revenue relative to economic output has hovered below 16 percent of GDP since 2016.

As of 2023 it was 15.3 percent, same as the level in 2016 after a dip in 2020 due to the covid-19 pandemic [Figure 85]. This shows that economic policies have led to recovery post the pandemic. Over the period from 2016 to 2023, government revenue was mainly from taxes from income and property [38%] and taxes on domestic goods and services [32%] [Figure 86].

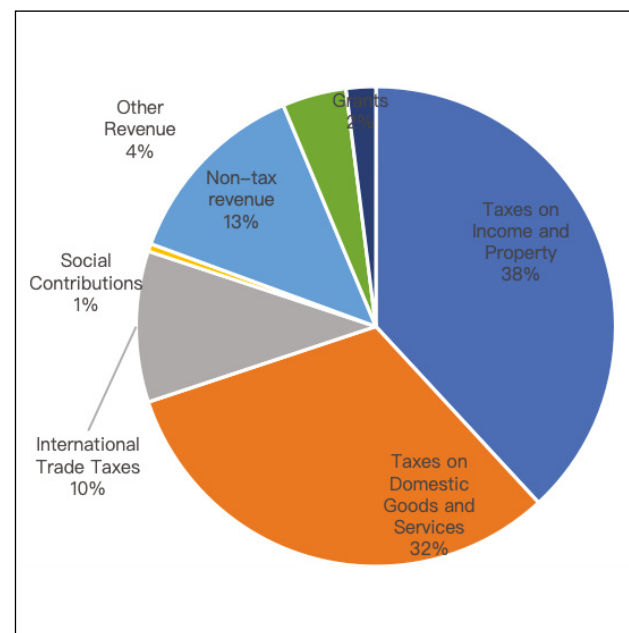
Figure 85: Total revenue as proportion of GDP, 2016-2023, %



Sources:

Fiscal Data, 2016-2023, Ministry of Finance
Rebased 2013-2024 Annual Gross Domestic Product,
March 2025 Edition: Ghana Statistical Service

Figure 86: Sources of Government Revenue, 2016-2023; %

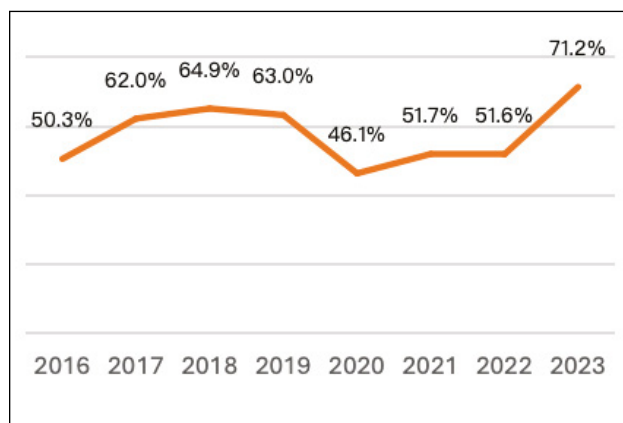


Source: Fiscal Data, 2016-2023, Ministry of Finance

Government expenditure financed by domestic taxes has improved over the years, after experiencing some shock induced declines between 2019 and 2020 by 17 percentage points. As of 2023, 71 percent of government expenditure was financed by taxes [Figure 87].



Figure 87: Proportion government expenditure funded by taxes, 2016-2023; %



Source: Fiscal Data, 2016-2023, Ministry of Finance

The 2025 budget statement and economic policy of government outlined several measures at optimizing government income while ensuring economic stability.

Some key initiatives include:

1. **Compliance Enhancement:** Digitized tax systems are being implemented under the Modified Taxation System, along with an extended Voluntary Disclosure Programme to encourage tax compliance
2. **Strengthening Tax Administration:** A digitised system is being rolled out to capture taxpayer details, facilitate tax return submissions, and introduce a dedicated code for tax payments
3. **Revenue Diversification:** The Growth & Sustainability Levy on mining has increased from 1 percent to 3 percent, technology-driven road tolls are being reintroduced, and energy sector levies are being consolidated to address shortfalls.

Target 17.3: Mobilise additional financial resources for developing countries from multiple sources

Indicator 17.3.2 Volume of remittances (in United States dollars) as a proportion of total GDP

Financial remittances from abroad have become a major source of external resources for the country's development.

Remittances sent back to Ghana, through formal and informal channels, has served as a major source of foreign exchange to support the country's reserve requirement, support private sector investments and households' income, and enhance access to healthcare and education.

Figure 88: Remittances as proportion of GDP, 2019-2023, GHS

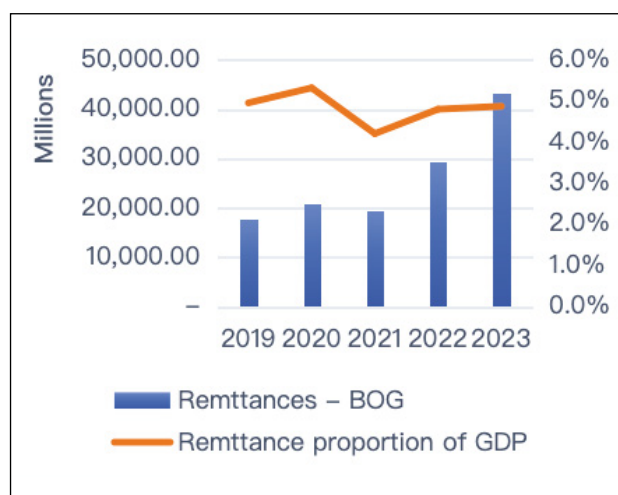


Figure 88: Remittances as proportion of GDP, 2019-2023, GHS

Available data from Bank of Ghana indicates that inward remittances from abroad has shown significant improvement from GHS 17 billion in 2019 to GHS 43 billion in 2023 [Figure 88]. Even in times of Global pandemic such as COVID-19 in 2020 and domestic macroeconomic challenges in 2022 and 2023, remittances inflow remained resilient, increasing from 4.6 percent of GDP in 2021 to 5.5 percent in 2023, after a decline from 5.6 percent in 2020 to 4.6 percent in 2021.



Total remittance inflow far exceeds the combined value of Foreign Direct Investment (FDI) and Grants during the reference period. In 2020, for every dollar received in FDI and Grants, the country received US\$1.3 in remittances. Remittance receipt per dollar of FDI and Grants rose to US\$2.2 in 2021, then to US\$2.3 in 2022, and US\$4.5 in 2023.

Target 17.5: Adopt and implement investment promotion regimes for least developed countries

17.5.1: Number of countries that adopt and implement investment promotion regimes for developing countries, including the least developed countries

Ghana is reforming its investment laws to attract sustainable foreign direct investment.

As part of a broader global push to strengthen investment frameworks in least developed countries (LDCs), many nations including both developed and underdeveloped economies are adopting more responsive, transparent, and investor-friendly regimes. These efforts are aimed at aligning domestic investment policies with global best practices, improving regulatory predictability, and boosting investor confidence.

Ghana, a lower-middle-income country with significant development ambitions, has been at the forefront of such efforts in West Africa through the proactive role of the Ghana Investment Promotion Centre (GIPC). Operating under a legislative mandate, the GIPC continues to review and strengthen its investment framework to remain competitive in the global investment landscape.

Legislative Reforms: Status of the GIPC Law
Recognising the need to modernise its investment legal framework, Ghana has initiated substantial reforms to its current

investment law – the GIPC Act, 2013 (Act 865). The aim is to ensure that Ghana’s investment regime aligns with contemporary international standards, supports sustainable investment, and responds effectively to investor needs.

This legislative overhaul underscores Ghana’s commitment to positioning itself as a top-tier investment destination by adopting clear, consistent, and forward-looking policies that reflect both investor needs and national development priorities.

Investment Trends: Foreign Direct Investment (FDI) Inflows and Projects (2020–2024)

Despite global economic uncertainties, Ghana has maintained a reasonably stable FDI inflow trajectory, a testament to the enabling environment being nurtured by the GIPC

Year	FDI (US\$ Million)	Number of Projects
2020	2,123.83	129
2021	980.70	194
2022	1,116.75	172
2023	649.59	122
2024	617.60	140

Key Observations:

2020 saw the highest FDI inflows, driven by large-scale investments in energy, manufacturing, and ICT despite the COVID-19 pandemic. While FDI inflows declined in subsequent years, the number of projects remained consistently strong, reflecting growing investor interest in small and medium-scale enterprises and diverse sectors. The relative resilience in project numbers, even during periods of reduced capital inflow, signals investor confidence in Ghana’s long-term growth trajectory.

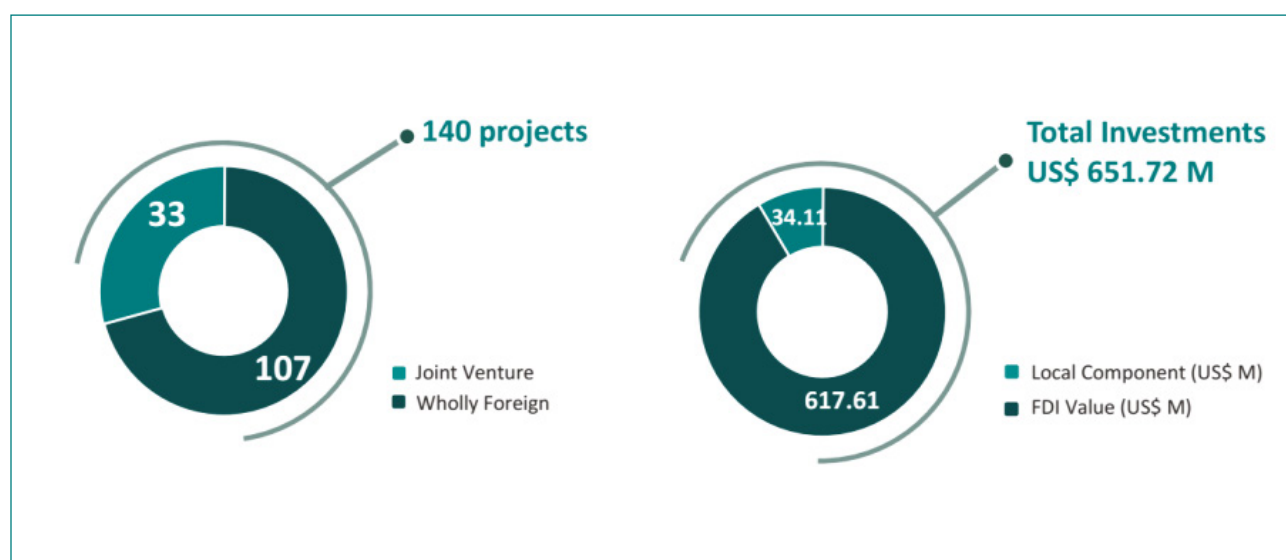


Figure 89: Key features of investment promotion regime

Investment Incentives	Foreign Participation	Dispute Resolution	Enterprise Registration
<ul style="list-style-type: none"> Various incentives, including tax exemptions and guarantees against expropriation 	<ul style="list-style-type: none"> Outlines the minimum capital requirements for foreign investors and sectors reserved for Ghanaian businesses 	<ul style="list-style-type: none"> Mechanisms for resolving investment-related disputes. 	<ul style="list-style-type: none"> Registration with GIPC to access benefits

At the end of the fourth quarter of 2024, one hundred and forty (140) projects were registered by GIPC with total estimated investment cost of US\$651.72 million. This comprised FDI component of US\$617.61 million and a local component of US\$34.11 million.

Figure 90: 2024 summary of registered projects



Source: 4th Quarter Investment Report, 2024, Ghana Investment Promotion Centre

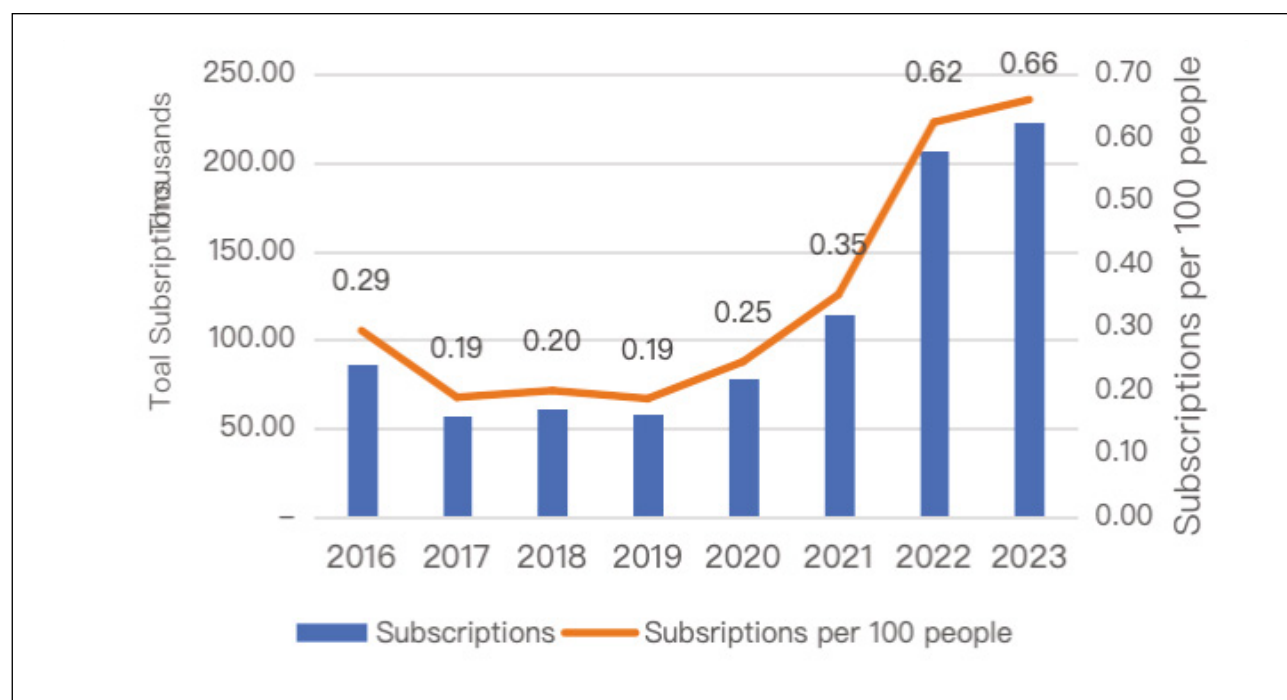
Target 17.6: Enhance North-South, South-South and triangular regional and international cooperation on and access to science, technology and innovation and enhance knowledge-sharing on mutually agreed terms, including through improved coordination among existing mechanisms, in particular at the United Nations level, and through a global technology facilitation mechanism

Indicator 17.6.1 Fixed broadband subscriptions per 100 inhabitants, by speed

Fixed broadband access is expanding steadily, reflecting growing digital connectivity.

After stagnating due to the switch to mobile internet service prior to 2019, fixed internet broadband has recorded consistent increase up to 2023. Total subscriptions increased almost by three folds, from 58,500.00 in 2019 to 223,000.00 in 2023 [Figure 91].

Figure 91: Fixed Broadband subscriptions, 2016-2023, per 100 inhabitants



Target 17.18: By 2020, enhance capacity-building support to developing countries, including for least developed countries and small island developing States, to increase significantly the availability of high-quality, timely and reliable data disaggregated by income, gender, age, race, ethnicity, migratory status, disability, geographic location and other characteristics relevant in national contexts

Indicator 17.18.1 Statistical capacity indicators

Legal and institutional reforms are strengthening Ghana's statistical capacity at national and local levels

The need to improve the legal framework to reflect changes in the statistics landscape worldwide resulted in the promulgation of the Statistical Service Act, 2019 (Act 1003). The Act which replaces the Statistical Service Law, 1985 establishes the Ghana Statistical Service as the central statistics producing and coordinating

institution for the National Statistical System to strengthen the production of quality, relevant, accurate, and timely statistical information for the purpose of national development.

In addition, in line with the fundamental principles of Official Statistics, the understanding and collection of statistics of all statistical departments of Ministries, Departments and Agencies has been enhanced through the implementation of the National Statistical Development Plan.

Statistical departments have also been established at the local level, to help improve and ensure conformity of data generated to the principles of official statistics in line with the Local Governance Act, 2016 (Act 936).

Indicator 17.18.3 Number of countries with a national statistical plan that is fully funded and under implementation, by source of funding



The National Strategy for the Development of Statistics (NSDS) 2018-2022 is a comprehensive strategic document which seeks to guide the evolution of the National Statistical System (NSS) to enable it to produce the statistical knowledge the country needs to fulfil its development potential. This NSDS is primarily concerned with setting a vision for years (2018-2022) and providing milestones that the NSS must reach to make that vision a reality. This strategy seeks to create a system which is capable of being responsive to users' needs by providing a basis for results-oriented strategic management of the NSS and acting as a framework to mobilise and manage resources. This National Strategy for the Development of Statistics (NSDS) 2018-2022 is being funded by the Harmonising and Improving Statistics in West Africa Project (HISWAP).

The last National Strategy for the Development of Statistics, Ghana Statistical Development Programme (2010 – 2013), received funding support from the Ghana Statistical Development Project (GSDP), courtesy of the World Bank, United Kingdom's Department for International Development (DFID) and other external partners.

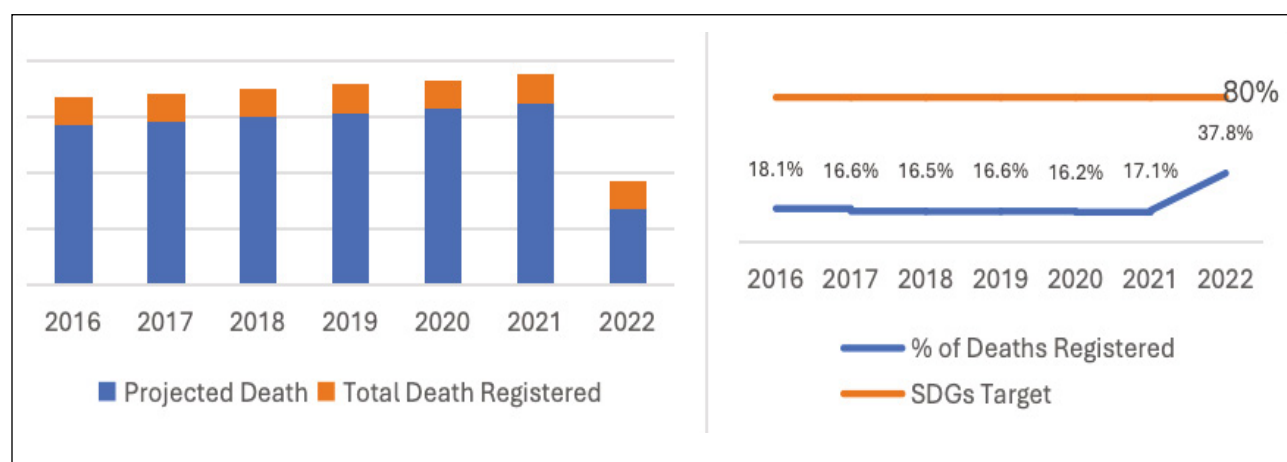
Target 17.19: By 2030, build on existing initiatives to develop measurements of progress on sustainable development that complement gross domestic product, and support statistical capacity-building in developing countries

Indicator 17.19.2: Proportion of countries that (a) have conducted at least one population and housing census in the last 10 years; and (b) have achieved 100 per cent birth registration and 80 per cent death registration

Death registration is improving significantly, helping Ghana move toward universal vital statistics.

Significant progress has been made towards death registration by the country. Death registration has improved from 18 percent in 2016 to 37.8 percent in 2022 [Figure 92]. The improvement has been partly due to streamlining procedures, adopting digital technologies, and strengthening collaboration between institutions. This has put the country on the path towards achieving the SDGs target for death registration at 80 percent.

Figure 92: Death Registration, 2016-2022, totals and %



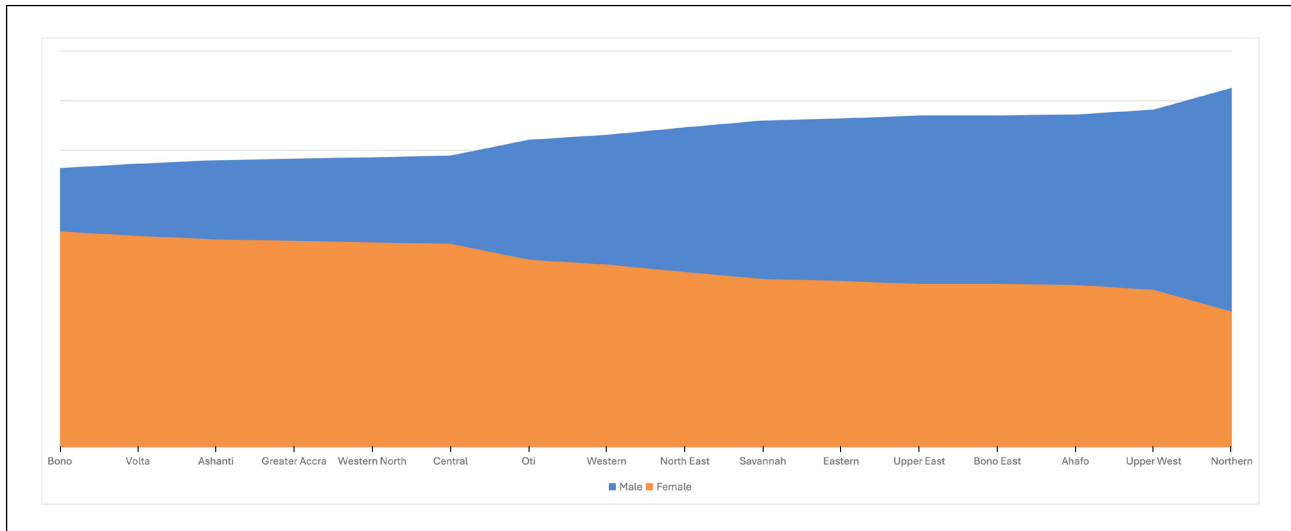
Source: Death Registration Statistical Report, 2022, Births and Death Registry





The registration of males accounted for 60.3 percent of all registrations. For all regions, males' registration was higher. For 10 out of the 16 regions, the registration of males exceeded that of girls by more than 25 percent [Figure 93]. There is about 50 percent death registration gap between males and females in northern region.

Figure 93: Death registration by region and Sex, 2023, %



Source: Death Registration Statistical Report, 2022, Births and Death Registry



Ti Koro Nko Agyina

Symbol for partnership, collaboration and teamwork. This symbol emphasizes the importance of cooperation and collective efforts in the realization of all goals.





LOCALISATION OF THE SDGs

Introduction

The pursuit of localising the Sustainable Development Goals (SDGs) represents a deliberate and rigorous endeavour that encompasses both inquiry and adaptive implementation. The journey has been one of profound discoveries. At its core, this process has significantly deepened the understanding of the SDGs as articulated in the 2030 Agenda, while simultaneously enabling local authorities to tailor these universal objectives to their unique socio-economic and cultural context.

The global development paradigm has evolved to underscore the importance of sustainable practices that are both environmentally sustainable and socially inclusive. Ghana's active commitment to this collective endeavour is exemplified by the systematic integration of the SDGs into local development plans and programmes. This initiative was conceived as part of a proactive strategy to align local governance with internationally recognised benchmarks for sustainable development. By doing so, the local authorities reaffirm Ghana's resolve to accelerate progress and share best practices, build capacities, strengthen local ownership, and enhance transparency and accountability across all levels of administration.

MMDAs Experiences in SDG Localisation Integration into Medium-term Development Plans

The integration process included a comprehensive review of Medium-term Development Plans to align with the SDGs. Key actions included:

- Aligning local development priorities
- Mapping local priorities to the 17 SDGs while ensuring consistency with national agendas and priorities.
- Setting measurable targets by defining clear targets and indicators to monitor progress.
- Budgeting and resource allocation for SDG-related interventions.

Preparation of VLRs Awareness Creation and Capacity building

To build capacity and foster a deep understanding of the SDGs among stakeholders, targeted initiatives were designed, including;

- Training sessions and SDG orientation workshops were organised to unpack the relevance of the SDGs and their targets, demonstrating practical methods for aligning and incorporating them into local development plans and strategies.
- Town hall meetings, stakeholder meetings and social media campaigns were organised to increase awareness and underscore the role of stakeholders in promoting sustainable local development

Inclusive Stakeholder Engagement and Participatory Approaches

A standout feature of the localisation process



has been the inclusive engagement strategy. The preparation process was guided by the principle of “leaving no one behind,” ensuring inclusivity and active participation of all relevant stakeholders including the vulnerable and marginalised groups. Traditional authorities, youth groups, women’s associations, civil society

organisations, farmer-based organisations, and local businesses were consulted. By engaging diverse voices through community durbars, town hall meetings, and outreach programs, local authorities ensured that the development priorities truly reflected the needs and aspirations of the citizens.



Stakeholder consultation on the Voluntary Local Review at Atebubu-Amantin Municipal Assembly



Data Collection and Analysis

A systematic approach was employed to gather and analyse data on the selected SDG indicators. The local authorities relied on survey and administrative data to prepare the reports. This approach enabled:

- Identification of areas where progress had been achieved; and
- Highlighting challenges or gaps that could impede progress.

Findings

The VLR process revealed the following findings:

- Averagely, local authorities reported 32 to 57 indicators covering 11 to 14 SDGs. More could have been covered if not for the limited local level data management systems;
- Strategic partnerships between local authorities and stakeholders especially the private sector contributed to improved development outcomes in education, health, waste management, agriculture and reduction in air pollution through the adoption of innovative interventions. For example, the “Removing Pollution from Play initiative between Clean Air fund and the Korle Klottey Municipal Assembly led to improved air quality at children’s designated play area in Osu Salem 1 KG/ Primary School; and
- Integrating the SDGs and the AU Agenda 2063 targets in the MTDPs of the local authorities eliminates the need to prepare additional plans.

Challenges

Despite the progress, notable challenges were encountered during the review. These included:

- Many local authorities faced limited financial

resources to adequately implement prioritised SDG-related initiatives and interventions.

- Inadequate technical and infrastructure capacity for developing robust data collection and management systems leading to data gaps and inconsistencies.

Lessons Learned

Experiences in the VLR process, have distilled several essential lessons, including;

1. Local Ownership

- Empowering local stakeholders is pivotal to establishing ownership, nurturing accountability and ensuring that SDG implementation is aligned with local priorities.
- Active engagement of communities and local authorities enhances decision-making deeply rooted in local realities.

2. Improved Data Management

- Strengthening local data infrastructure and addressing data quality issues are critical for dependable and informed decision-making.
- A strong focus on data-driven policymaking ensures that resources are efficiently directed to priority areas.

3. Collaboration and Partnership

- Collaborating with civil society organisations, development partners, and the private sector brings added expertise, resources, and innovative ideas.
- Partnerships amplify the impact of local authorities SDG initiatives and help in promoting a unified vision for sustainable development.



Local Review Contribution to National Results
The insights and experiences from the local reviews have significant implications for national efforts. By documenting the processes and progress, the VLR provides concrete, evidence-based examples of local successes and challenges. These results feed directly into the Voluntary National Review (VNR), thus enhancing its credibility and relevance. Thus, the experiences not only illustrate the transformative impact of localising the SDGs but also offer practical lessons that can guide and improve national strategies and policies, ensuring that national development is truly reflective of local priorities.

Conclusion

The process of localising the SDGs has proven to be both educative and transformative especially for the local actors. By embedding sustainable development principles into local planning, local authorities and their stakeholders have cultivated a culture of inclusivity, transparency, and results-oriented governance. The VLR process has improved coordination, enhanced data collection and validation, and informed decision-making, paving the way for more effective public-private participation in service delivery. Achieving the SDGs therefore demands a sustained effort underscored by active partnerships, innovative data management, and robust local leadership. By drawing on local experiences and the lessons learned during this process, local authorities are poised to contribute effectively to the national results while driving sustainable development initiatives at the local level. Local authorities

not only chart a journey but also serve as a strategic blueprint for aligning local efforts with national objectives, ensuring that the shared commitment to the SDGs leads to tangible and inclusive progress.

Recommendations

Key recommendations that will advance the SDG localisation agenda are as follows:

- **Enhance SDG Awareness and Capacity building:**

The drive towards achieving the SDGs needs to be deepened. This calls for sustained efforts at sensitisation whilst exploring opportunities to build capacity among the local authorities towards monitoring progress and assessing performance.

- **Strengthen Partnerships**

Efforts to foster stronger and more strategic collaborations with civil society, development partners, and the private sector should be supported to leverage expertise and resources for greater impact.

- **Strengthen Monitoring and Evaluating systems**

Local authorities need to be supported to strengthen their M&E systems for improved tracking of progress and data management to ensure accountability and provide continuous feedback to refine and improve strategies.



MEANS OF IMPLEMENTATION

1. Resources Required to Implement the SDGs

Implementing the SDGs requires substantial investments in finance, capacity building, and technology. The financial demand is considerable, with an estimated additional requirement of US\$43 billion annually to meet the SDGs by 2030. Addressing this gap calls for innovative financing solutions such as green bonds, blended finance, and robust public-private partnerships to attract both local and international capital. The Ghana SDG Investor Maps and the INFF, a collaborative effort from the UNDP, is helping to coordinate financing efforts, promote inclusive budgeting, and enhance collaboration between public and private actors at various administrative levels. On the capacity-building front, Ghana's institutions must strengthen their abilities to plan, execute, and track progress on SDG initiatives. Technological advancement is also central to SDG achievement. Institutions like the Ghana-India Kofi Annan Centre of Excellence in ICT (AITI-KACE) and the Ghana Climate Innovation Centre (GCIC) are driving innovation through support for climate-smart technologies and sustainable entrepreneurship. Additionally, the Ghana Investment Fund for Electronic Communications (GIFEC) is working to expand internet connectivity and digital skills, particularly in underserved communities, strengthening the country's technological foundation for inclusive and sustainable development.

2. National Policies and Strategies for Sustainable Financing

Ghana has adopted a multifaceted approach to sustainable development and climate

financing through the implementation of several innovative frameworks and strategies. At the subnational level, the Integrated Assembly Financing Framework (IAFF) strengthens local financing by aligning district-level budgets with national development priorities. This complements the broader Integrated National Financing Framework (INFF), which serves as a strategic tool to mobilise and coordinate public and private financing for the Sustainable Development Goals (SDGs). To guide environmentally sustainable investments, Ghana has introduced a Green Taxonomy Framework, establishing clear criteria for what qualifies as a green economic activity.

In parallel, the Ghana Climate Prosperity Plan (CPP) presents a forward-looking financing model that seeks to transform climate challenges into economic opportunities, with a focus on job creation, resilience, and low-carbon growth. Additionally, Ghana is advancing Green Carbon Projects under Article 6 of the Paris Agreement, leveraging both government-to-government and private sector partnerships to finance emission reduction initiatives across key sectors such as energy, agriculture, and waste management. Together, these frameworks position Ghana as a regional leader in aligning climate action with sustainable economic development. These are discussed as follows:

2.1 Integrated Assembly Financing Framework

Ghana's Integrated Assembly Financing Frameworks (IAFFs) were introduced using the Integrated National Financing Framework model to strengthen local development financing, especially in response to the fiscal



challenges posed by the COVID-19 pandemic. Piloted in five districts—Kumasi, Sagnarigu, Ketu South, Sefwi Wiawso, and Kassena Nankana West—the initiative used a bottom-up, participatory approach involving diagnostic assessments, stakeholder workshops, and training modules. This methodology allowed local assemblies to evaluate their existing revenue systems and align financing plans with national development goals. Key issues identified included a sharp decline in Internally Generated Funds (IGFs), limited capacity for revenue mobilisation, and a heavy reliance on central government transfers.

To tackle these challenges, the IAFFs proposed a mix of innovative and context-driven financing strategies. These included enhancing revenue through improved property tax collection, encouraging public-private partnerships (PPPs), and tapping into diaspora and philanthropic funding sources. The overall aim was to diversify financing options, reduce overdependence on central government funding, and build a more resilient and autonomous local financial system. By implementing these strategies, the IAFFs have enabled local governments to take greater ownership of development financing and laid the groundwork for sustainable, inclusive growth at the community level.

2.2 Integrated National Financing Framework

Ghana faces a significant annual financing gap of approximately \$43 billion to achieve the Sustainable Development Goals (SDGs). Ghana's Integrated National Financing Framework (INFF) serves as a strategic tool that aligns and seeks to mobilise diverse financing sources—public, private, domestic, and international—to finance national development priorities. It ensures coordinated efforts, innovative funding mechanisms (such as green bonds and diaspora investments), and effective risk management amid fiscal constraints and global shocks like COVID-19 and climate change.

The INFF comprises four interconnected building blocks including Assessment and Diagnostics, Financing Strategy, Monitoring and Review and Governance and Coordination. Ghana's country financing roadmap outlines steps to bridge the SDG financing gap. Key diagnostic findings highlight macroeconomic challenges, including high public debt (88.1% of GDP in 2022), inflation, and a low tax-to-GDP ratio (15.8%). To address these, Ghana's financing strategy leverages domestic resources (e.g., tax reforms, pension funds), private sector participation (e.g., green bonds, blended finance), and international finance (e.g., climate funds, diaspora remittances).

Ghana's INFF provides a structured approach to mobilise financing, mitigate risks, and accelerate SDG progress. Key recommendations include strengthening domestic revenue through digital tax collection, scaling up private sector participation through public-private partnerships (PPPs), and enhancing climate finance mechanisms such as carbon markets. By integrating diagnostics, innovative strategies, and robust governance, Ghana aims to achieve inclusive, sustainable development by 2030.

2.3 Green Taxonomy Framework

Ghana's Green Finance Taxonomy is a strategic framework designed to guide investment toward environmentally sustainable activities that support climate action, environmental protection, and resource efficiency. By offering clear and consistent criteria for what qualifies as a green investment, taxonomy serves as a practical tool for investors, businesses, financial institutions, and policymakers. It aims to operationalise Ghana's environmental and climate policies, playing a central role in the country's broader transition to a low-carbon, climate-resilient, and sustainable economy.



Implemented in phases, the taxonomy initially focuses on priority sectors such as renewable energy, sustainable transport, agriculture, forestry, water and waste management, aquaculture, and construction. It adopts a hybrid model: the first phase establishes a whitelist of green activities defined by technical screening criteria, while the second phase introduces a transitional taxonomy for carbon-intensive sectors like oil and gas, mining, and heavy industry. This approach balances the need to prevent greenwashing with the realities of Ghana's economic structure, offering tailored decarbonisation strategies and incentives for cleaner technologies. The taxonomy not only aligns with global sustainability standards but also supports Ghana's nationally determined contributions (NDCs) by promoting gradual, inclusive climate action across all sectors.

2.4 Ghana Climate Prosperity Plan as an Innovative Climate Financing Mechanism

Ghana's Climate Prosperity Plan (CPP) aims to transform climate challenges into economic opportunities by fostering sustainable development and resilience. Launched at COP29 in Baku, the CPP targets an economic gain of \$76 billion by 2050, focusing on sectors such as renewable energy, sustainable infrastructure, and climate-resilient policies. The plan seeks to create fiscal space, enabling Ghana to adapt to and mitigate climate impacts without compromising economic growth. By leveraging public-private partnerships and innovative financing mechanisms, including blended finance and a green finance taxonomy, the CPP aims to secure sustainable funding for its initiatives. Key components of the plan include:

Key projects under the CPP include the Akosombo Net-Zero Industrial Park, Africa's first renewable energy-powered industrial zone, and the Wahu Mobility project, which focuses on electric vehicle adoption and

green manufacturing. Additionally, the Forest Prosperity Plan aims to enhance environmental stewardship through Plant-for-Ghana project. This community-led restoration effort focuses on rehabilitating the country's degraded wooded savannahs, particularly in the Banpewa community. The project emphasises agroforestry practices, integrating native tree species with local crops like cashew, shea, and mango, thereby enhancing biodiversity and providing sustainable livelihoods. These projects are expected to create thousands of jobs and contribute to Ghana's climate resilience goals.

2.5 Green Carbon Projects

Ghana's Environmental Protection Agency (EPA) is actively advancing carbon offset projects across key sectors including forestry, agriculture, renewable energy, and waste management. These initiatives are primarily developed under Article 6 framework of the Paris Agreement, which allows for both bilateral and unilateral cooperation in carbon markets. Ghana has taken a leadership role in this space, establishing five Government-to-Government (G2G) agreements with countries such as Switzerland, Sweden, Singapore, South Korea, and Liechtenstein. Additionally, Ghana has pioneered a government-to-Private (G2P) model, partnering with companies like Mercuria Energy and British Petroleum to expand carbon market engagement and financing.

Under the Ghana-Switzerland agreement, 12 projects are currently underway, with eight expected to attract around \$850 million in investment and generate over 7,000 green jobs by 2030. By early 2024, Ghana's carbon offset project pipeline had grown to include 48 projects across sectors such as renewable energy, sustainable agriculture, and waste management. These are led largely by private sector actors and are at various stages of development, from concept to implementation.



The partnership with Sweden has further expanded Ghana's carbon initiatives, including a tender for three new energy-related projects under the Internationally Transferred Mitigation Outcomes (ITMOs) mechanism. Ghana and Switzerland have also jointly authorised three Article 6 projects focused on sustainable agriculture, clean cooking, and waste management, representing \$100 million in investment. This growing portfolio reflects Ghana's commitment to both climate action and sustainable development, with many projects aligned with the Voluntary Carbon Market (VCM) and offering significant potential for emissions reductions, investment inflows, and green job creation.

3.Coordination mechanisms for implementation Ghana has used its experiences and lessons from implementing the MDGs to guide its implementation of Agenda 2030. The country's approach to implementing the SDGs is based on the decentralised national planning system outlined in the National Development Planning System Act of 1994 (Act 480). Under this system, planning responsibilities are delegated to Metropolitan, Municipal, and District Assemblies (MMDAs) at the sub-national level and to MDAs at the national level. At the apex, the National Development Planning Commission (NDPC) is tasked with coordination, with assistance from 16 Regional Coordinating Councils (RCCs). NDPC is in charge of development policy planning, monitoring and coordination. Government departments and stakeholders are required to collaborate and consult with each other through the decentralised planning approach.

The private sector, civic society, traditional authorities, people with disabilities, development partners, educational and research institutions, and other interest groups contribute meaningfully to the development process. As part of implementation of the SDGs in Ghana, structures have been put in place

as framework for key responsibilities in the process. This comprises a High-Level Ministerial Committee (HLMC), SDGs Implementation Coordination Committee (ICC), a Technical Committee, and a CSO platform on SDGs. An SDGs Advisory Unit has also been established in the Office of the President to provide technical support to the President as a champion for advancing advocacy and implementation of the SDGs. The governance framework is described as follows:

High-Level Ministerial Committee

The Minister for Planning chairs the High-Level Ministerial Committee (HLMC) on SDGs established in 2017, comprising 15 ministers, with the President's Special Advisor on SDGs serving as the secretary. The HLMC engages all levels of the government in a coordinated and cross-sectoral approach, ensuring a "whole-of-government" strategy to accomplish Agenda 2063 and the SDGs by harmonising efforts and strategies across all sectors of society. The Committee guides on the most effective ways to implement the SDGs and Agenda 2063 by engaging all levels of the government in a coordinated and cross-sectoral approach. In the HLMC, the CSO Platform on SDGs and the United Nations Country Team are observers bringing their expertise and perspectives to the table. The HLMC generally guarantees a "whole-of-government" strategy for accomplishing Agenda 2063 and the SDGs. The HLMC is a crucial platform for dialogue, collaboration, and stakeholder engagement to realise a sustainable future for all. While some committee members are also members of parliament who scrutinise legislation, policies, and spending to ensure government accountability, parliament as an institution has no representation on the committee. The president appointed committee members; however, the committee lacks legislative backing, making it transitory.



The SDGs Advisory Unit

The Office of the President's SDGs Advisory Unit was founded in 2017 to assist the President in advocating for the SDGs by offering technical, policy, and strategic support. The Unit is to foster collaboration with key stakeholders to garner support in integrating and implementing SDGs successfully at all levels of society. Additionally, the Unit is expected to monitor and evaluate the country's progress toward achieving the SDGs and advise the President on actions to improve the country's ability to attain the SDGs, thus making the Unit a critical partner to the President in achieving SDGs and promoting sustainable development in Ghana.

SDGs Implementation Coordinating Committee
The SDGs Implementation Coordinating Committee (ICC) comprises representatives from ten prominent ministries, departments, and agencies, including the National African Peer Review Mechanism Governing Council (NAPRM-GC), the Office of the President, and the SDGs Philanthropy Platform. The UN country team acts as an observing member. The primary objective of the ICC is to enhance multi-stakeholder partnerships and cross-sectoral coordination in executing, overseeing, assessing, and reporting on the SDGs. The committee manages stakeholder engagements, ensures follow-up, oversees progress reviews, monitors and reports on implementation, and fulfils other coordination requirements. The ICC aims to successfully integrate the SDGs and Agenda 2063 into the planning and budgeting processes.

SDGs Technical Committee

The Technical Committee is composed of dedicated individuals who oversee the integration of SDGs into development plans and their implementation at Ministries, Departments, and Agencies (MDAs). The Committee also comprises representatives

from CSOs, the private sector, academia, and other stakeholders. The primary responsibility of the Committee is to ensure that the SDGs are integrated into development plans, monitoring, evaluation, and reporting in various sectors. This entails collaborative efforts by members to ensure that the goals are included in the planning, implementation, and evaluation processes throughout sectors. The Committee assists local authorities and other stakeholders in implementation, tracking performance, advocacy, awareness creation, and public education. Furthermore, the Committee guarantees accurate and timely data to track SDG progress.

The Civil Society Organisations Platform on SDGs

The establishment of the CSO Platform on SDGs aimed to promote cooperation and alliances and build partnerships within the CSO space to work towards achieving the SDGs. More than 300 national and international CSOs comprise the platform and are grouped into 17 sub-platforms aligned with each of the 17 goals. Additionally, to address youth-related issues, a platform dedicated to youth-related topics across all the goals. Three co-chairs control the platform's overall operations, with two co-conveners overseeing each sub-platform. The venue is the primary point of communication for the government, business sector, and CSOs as they wield significant influence in raising public awareness of the SDGs. They conduct reviews of public spending and budgetary allocations, provide valuable advocacy, and disseminate knowledge that facilitates the integration of SDGs into the national development framework.



CONCLUSION AND RECOMMENDATIONS

Conclusion

Ghana's 2025 VNR affirms a deep and consistent national commitment to the 2030 Agenda, grounded in a whole-of-government and whole-of-society approach. The review highlights substantial progress in aligning national development strategies with the SDGs and Agenda 2063, improved statistical systems, local SDG ownership, and the mainstreaming of SDG priorities into national and sub-national plans.

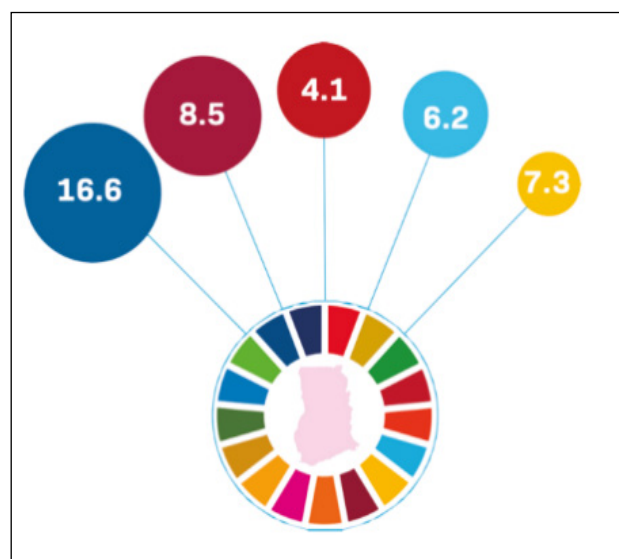
Notable gains have been made in education access, maternal health services, digital inclusion, and social protection coverage. The establishment of multi-stakeholder coordination mechanisms, including the SDG Implementation Coordinating Committee and active civil society engagement, has strengthened implementation and accountability.

However, persistent and emerging challenges such as rising multidimensional poverty, regional inequalities, anaemia, high maternal mortality, underemployment of youth, and inadequate infrastructure continue to impede progress. These are exacerbated by external shocks such as pandemics, climate change, and economic instability. Moreover, structural bottlenecks in financing, data disaggregation, and local-level capacity remain critical constraints.

The report also underscores the urgency of reorienting national efforts from fragmented

interventions toward catalytic, synergistic, and cross-sectoral investments, particularly in five SDG priority targets aligned with six transitions and AU Agenda 2063 moonshots.

Figure 94: SDGs Prioritised Targets for Ghana



1. Accelerate Implementation of High-Impact SDG Targets

- Focus on the five national SDG priorities: effective institutions (SDG 16.6), decent work (8.5), basic education (4.1), sanitation (6.2), and energy efficiency (7.3). This should be done in the context of implementing the Ghana SDG Technical Report on SDGs Transformation and Commitments which prioritises targets (Figure 94) that must not be ignored.



- Anchor these targets in all sectoral and district development plans and strengthen inter-ministerial coordination to implement the six transition pathways.

2. Localise and Finance the SDGs

- Expand Voluntary Local Reviews (VLRs) and devolve fiscal and administrative authority to MMDAs for localised SDG delivery.
- Operationalise the Integrated National Financing Framework (INFF) to mobilise and align public and private resources for SDG investments.
- Establish an SDG Catalyst Fund with contributions from government, development partners, and the private sector to co-finance high-priority interventions.

3. Strengthen Data Systems and Evidence-Based Planning

- Scale up disaggregated data collection at regional, district, and community levels to support inclusion, equity, and targeting.
- Invest in non-traditional data sources (e.g., satellite data, citizen-generated data, mobile-based surveys) and integrate them into SDG monitoring and evaluation platforms.

4. Promote Inclusive Growth and Economic Transformation

- Deepen industrialisation through programmes like “Feed Our Industries” and support SMEs through green and digital financing.
- Leverage AfCFTA to boost exports, particularly in agro-processing, and invest in trade infrastructure to enhance competitiveness.

5. Invest in Human Capital and Resilience

- Expand quality and inclusive education, especially in underserved areas, and address barriers to secondary and tertiary education completion.
- Prioritise investments in primary healthcare systems, skilled health worker deployment, and maternal and child health infrastructure especially in northern Ghana.
- Scale climate-resilient agriculture, renewable energy adoption, and urban planning reforms to address environmental vulnerabilities.

6. Enhance Governance, Accountability, and Partnerships

- Institutionalise SDG impact evaluations and link them to budgeting and performance reviews at all levels of government.
- Strengthen anti-corruption mechanisms, judicial reforms, and public sector accountability as enablers of inclusive and transparent governance.
- Reinforce strategic partnerships with youth, private sector, academia, and development partners, with an emphasis on co-creation and co-investment.

By implementing these recommendations, Ghana can not only safeguard its SDG gains but also build the institutional, social, and economic resilience necessary to achieve the 2030 Agenda and the AU Agenda 2063. The 2025 VNR serves as both a reflection and a roadmap, calling for urgent, united, and transformative action to secure a sustainable future for all Ghanaians

SDGs CASE STUDIES



#	Partner Name	Category	Type of Initiative	Key SDGs	Region(s) Covered	Initiative Description	Results	Beneficiaries
1	Sunon Asogli Power Ltd	Private Sector	China-Ghana Friendship Road Project	1, 9, 11, 17	Greater Accra (Kpone)	Road project constructed to improve trade, transport, and service access.	Improved economy, travel time, costs, air quality.	Residents, traders, institutions
2	UN Joint SDG Fund	UN Mechanism / Development Partner	SDG Financing and Joint Programming	1, 5, 10, 13, 17	National, Northern Ghana	Aligns public-private finance for SDG acceleration. *Additionally supported VLRs for Ghana's 2025 VNR	Strengthened coordination, financing mechanisms.	Govt, vulnerable groups, youth, SMEs
3	Gold Fields Ghana Foundation	Private Sector /Foundation	Cocoa Farmers' Support Programme	1, 2, 8, 12, 13	Western Region	Support for cocoa productivity and climate-resilient farming.	77% yield increase; 600+ farmers supported.	Cocoa farmers, rural families
4	Sightsavers	International NGO	Economic Empowerment of People with Disabilities in Ghana	1, 4, 5, 8, 10	National (including Cape Coast)	Inclusive employment and entrepreneurship programmes for persons with disabilities including soft skills training, ICT training, internships, poultry farming, and tailored business advisory services in collaboration with partners like Inclusion Ghana.	Over 400 people with disabilities transitioned into employment or improved entrepreneurship.	Persons with disabilities (women, youth, rural communities)

SDGs CASE STUDIES

#	Partner Name	Category	Type of Initiative	Key SDGs	Region(s) Covered	Initiative Description	Results	Beneficiaries
5	Absa Bank Ghana Ltd	Private Sector	Absa Young Africa Works Project	1, 8, 10	All regions in Ghana	Partnered with Mastercard Foundation to provide subsidised loans & training to 8,323 MSMEs (esp. youth, women, agribusinesses); aimed to create 50,000 jobs by 2025.	66,731 jobs created; 57% of beneficiaries were women -owned businesses; \$106m disbursed; avg. 39% revenue growth.	MSMEs, youth, women, farmers, entrepreneurs incl. PWIDs, rural traders
6	World Food Programme	Development Partner	Enhancing Livelihoods and Building Community Resilience to Climate Shocks (DFAT Project)	2, 13	Northern Region, Karaga District (Tong, Bagli and Niyonsaba Communities)	Communities' resilience building through local resources use for participation and ownership in food production.	Irrigation tools and structures for crops and trees in agroforestry, rehabilitation of over 16 hectares of degraded land.	Vulnerable households under Food for Asset (FFA) strategy, people of Karaga district.
7	International Organisation for Migration (IOM), Ghana	Development Partner	Empowering women in cross border trade between Benin, Ghana and Togo	2, 5, 8, 10, 17	Volta Region (Aflao)	The project aimed to improve women's knowledge in finance management, trade regulations and human rights	Over 50 women trained in financial literacy and trade documentation. 30 border officials received capacity building to support women small scale traders	Women in cross-border trading. Border officers, transporters and CSO who work with women in cross border trade





SDGs CASE STUDIES

#	Partner Name	Category	Type of Initiative	Key SDGs	Region(s) Covered	Initiative Description	Results	Beneficiaries
8	Food and Agriculture Organisation, Ghana	Development Partner	Nutrition-Sensitive Budget Tracking	2, 3, 17	Nationwide	Tracks and aligns nutrition financing with SDGs. *Additionally supported Private sector consultations for Ghana's 2025 VNR	More accountable and targeted nutrition budgeting.	MoF, health & nutrition planners
9	Maphlix Trust Ghana Ltd	Private Sector	Youth-Led Agribusiness Innovation	2, 8, 9	Volta and National	Youth jobs via agri-mechanisation, processing.	Job creation, value addition, agri-tech.	Agripreneurs, farmers
10	Flokefama Company Ltd	Private Sector	Healthcare Innovation	3, 9	Greater Accra, Ashanti, Volta, Western	Medical training & scholarships via a research centre.	Better healthcare quality and staffing.	Patients, biomedical engineers
11	Sunon Asogli Power Ltd	Private Sector	Healthcare Equipment Donation	3, 9, 11, 17	Greater Accra (Kpone, Tema New Town)	Diagnostic and lab equipment donations.	Improved community health delivery.	Patients, healthcare workers
12	Melcom Group	Private Sector	Melcom Care Foundation (CSR)	3, 4, 11	Nationwide Urban Centres	Donations for hospitals, sanitation, PPE.	Increased health and education support.	Schools, hospitals, sanitation workers
13	UNFPA, Ghana	Development Partner	SRHR and Youth Empowerment	3, 5, 1, 2, 6	Nationwide	Country Programme actions in health, data, gender. *Additionally supported Youth consultations and printing of Ghana's 2025 VNR.	Better FP access, lower maternal deaths.	Women, youth

SDGs CASE STUDIES

#	Partner Name	Category	Type of Initiative	Key SDGs	Region(s) Covered	Initiative Description	Results	Beneficiaries
14	TNYou Fitness	Private Sector	Wellness Programmes	3, 5, 8, 10, 17	Accra and Regional Capitals	Community fitness, mental wellness outreach.	Improved well-being and jobs.	Youth, women, workers, low-income groups
15	Atlantic Catering & Logistics Ltd	Private Sector	Clean Street Bites (Food Safety)	3, 8	All Regions	Hygiene training for 800–1600 street vendors.	Safer street food, food safety awareness.	Vendors, consumers
16	Norsaac	Civil Society	Informed Choices for Change (IC4C) Project	3	Northern Region	Strengthens delivery of Reproductive Health Education (RHE) by training student teachers and tutors in 4 Colleges of Education. Promotes advocacy for RHE policy inclusion and youth-led SRHR campaigns.	120 student teachers and 20 tutors trained; 1,300 adolescents reached; 200 youth trained in advocacy; 85 stakeholders engaged.	Student teachers, college tutors, adolescents (ages 10–19), youth advocates
17	Fidelity Bank Ghana Ltd	Private Sector	Orange Impact Initiative	4	Multiple Regions	School support—solar, WASH, furniture.	Enhanced school environments for 4,000 students.	Students, schools, communities
18	Sunon Asogli Power Ltd	Private Sector	Education Support Initiative	4, 8, 9, 17	Greater Accra (Kpone, Tema New Town)	Support for literacy and learning infrastructure.	Reduced dropout, stronger educational outcomes.	Students, schools, families





SDGs CASE STUDIES

#	Partner Name	Category	Type of Initiative	Key SDGs	Region(s) Covered	Initiative Description	Results	Beneficiaries
19	FEDCO	Private Sector	Education Infrastructure	4, 8	Western (Tarkwa, Asankragwa)	Classrooms with ICT, boreholes, teacher aids.	Increased enrolment, reduced child labour.	Pupils, GES, rural schools
20	Fidelity Bank Ghana Ltd	Private Sector	Orange Corners Innovation Fund	5, 8, 9	National	Finance and incubation for youth, women-led startups.	GHS 15.6M disbursed; more entrepreneurs.	Youth, women, SMEs
21	Sunon Asogli Power Ltd	Private Sector	Solar Photovoltaic Power Project	5, 7, 8, 9, 12, 13	Savannah, Northern, Upper West	Four solar plants to expand green energy and jobs.	Carbon reduction (265k tCO ₂), \$21M savings.	Youth, farmers, local SMEs
22	Norsaac	Civil Society	Promoting Adolescent Safe Spaces (PASS) & Power to Youth (PtY)	5, 10	Northern, Upper East, North East, Savannah	Provides safe spaces and mentorship for adolescent girls to build life skills, improve SRHR knowledge, and reduce child marriage. Supports legal literacy and engagement with traditional leaders to change norms.	Child marriages put in check; 100 girls trained in entrepreneurship; increase in SRHR access from 65% to 70%; by-laws enforced by local chiefs; social media advocacy launched	Adolescents (10-19), traditional leaders, local stakeholders, youth mentors
23	OmniBSIC Bank	Private Sector	Financial Inclusion Drives	8, 9, 10	Nationwide	MSME-focused digital banking and literacy.	MSMEs better financed and formalised.	Informal traders, MSMEs, women

SDGs CASE STUDIES

#	Partner Name	Category	Type of Initiative	Key SDGs	Region(s) Covered	Initiative Description	Results	Beneficiaries
24	Absa Bank Ghana Ltd	Private Sector	Resource Efficiency (Energy & Waste Management)	6, 7, 12, 13	Branches and ATMs across Ghana	Installed hybrid solar systems in 51 ATMs and 4 branches, efficient air-conditioners, LED lights; implemented waste segregation & recycling programme.	97% reduction in ATM downtime, 40% reduction in waste, GHS 224,439 saved, regulatory compliance improved.	Bank branches, customers, national environment
25	IOM Ghana	Development Partner	Border Management Digital Transformation	10,7, 17/18	Upper East, West, North East	MIDAS system + solar tech at borders.	Enhanced security, watch list cross-checks.	Immigration officers, travelers, border dwellers
26	UNDP Ghana	Development Partner	Circular Economy Pilots	11, 12, 13	Greater Accra, Ashanti, others	Waste platforms, buyback centres, incubation. *Additionally supported the report writing for Ghana's 2025 VNR	More green jobs, higher waste diversion.	Youth, waste pickers, green SMEs
27	Fidelity Bank Ghana Ltd	Private Sector	Waste to Cash Initiative	12, 13, 17	National (Accra pilot)	Corporate recycling campaign.	3.75 tonnes recycled, staff engagement.	Staff, clients, recyclers
28	A Rocha Ghana	Civil Society	CREMA & Forest Anti-Mining Advocacy	13, 15	Eastern and Forest Zones	Forest governance and anti-mining campaigns.	Biodiversity protection and advocacy.	Forest-edge communities, activists





SDGs CASE STUDIES


#	Partner Name	Category	Type of Initiative	Key SDGs	Region(s) Covered	Initiative Description	Results	Beneficiaries
29	ASA Savings and Loans Ltd	Private Sector	Green Ghana Tree Planting	13	11 Regions	Tree planting with schools and seminars.	Climate awareness, erosion control.	Students, teachers, communities
30	The United Nations Office on Drugs and Crime (UNODC)	Development Partner	Strengthening Compliance of Ghana Prison Service with the United Nations Standard Minimum Rules for the Treatment of Prisoners (the Nelson Mandela Rules)	16	Nationwide	A three-year technical assistance programme designed to address key prisons' institutional gaps and improve governance.	<ul style="list-style-type: none"> • 3,000+ prison officers completed UNODC's e-learning modules. • Review of Ghana's draft parole regulations • Safety and security procedures were enhanced 	Prisoners, Ex-Offenders and the Ghana Prison Service (GPS)
31	Ghana CSOs Platform on the SDGs	Civil Society	Shadow VNR Reporting	16, 17	Nationwide	Grassroots-led SDG monitoring and reporting.	Improved civic accountability.	CSOs, citizens, decision-makers






CASE STUDIES' WEBSITES AND NEWS

Partner	Case Studies URL
ASA Savings and Loans Ltd  	<p>https://www.graphic.com.gh/news/general-news/asa-savings-and-loans-plants-2-000-tree-seedlings-countrywide-in-support-of-green-ghana.html</p> <p>https://www.modernghana.com/news/1233246/asa-savings-and-loans-takes-tree-planting-to-suhum.html</p> <p>https://www.modernghana.com/news/1235227/asa-savings-and-loans-plant-trees-in-mpasatia.html</p> <p>https://www.graphic.com.gh/news/general-news/dont-allow-animals-destroy-planted-tree-seedlings-asa-savings-and-loans-urges-citizens.html</p> <p>https://thebftonline.com/2023/06/15/over-150-tree-seedlings-planted-by-asa-savings-and-loans-kintampo-bc/#:~:text=Over%20150%20tree%20seedlings%20have,partnership%20with%20the%20Forestry%20Commission</p> <p>https://www.graphic.com.gh/business/business-news/asa-savings-and-loans-plants-150-trees-at-dunkwa-on-offin.html</p> <p>https://citinewsroom.com/2023/06/involve-students-in-green-ghana-project-to-help-sustain-it-asa-savings-loans-ceo/</p> <p>https://www.modernghana.com/news/1237873/asa-savings-and-loans-plant-trees-at-kuntanase.html</p>
	<p>https://thebftonline.com/2023/06/21/asa-savings-loans-tree-planting-reaches-bibiani-and-sunyani/</p> <p>https://www.modernghana.com/news/1239407/asa-savings-and-loans-plant-trees-at-methodist.html</p> <p>https://thebftonline.com/2023/06/26/asa-commits-to-environmental-sustainability-at-mampong-college-of-education/</p> <p>https://thebftonline.com/2023/07/17/asa-partners-ankaful-prisons-obiri-yeboah-shs-to-plant-over-600-trees/?amp</p> <p>https://thebftonline.com/2023/07/07/asa-environmental-sustainability-drive-reaches-dormaa-ahenkro/</p> <p>https://www.graphic.com.gh/news/general-news/ghana-news-ghanass-students-join-asa-savings-and-loans-limited-to-plant-200-tree-seedlings.html</p> <p>https://citinewsroom.com/2024/06/asa-savings-and-loans-educate-students-on-the-importance-of-nurturing-trees/</p> <p>https://www.graphic.com.gh/business/business-news/asa-savings-and-loans-collaborate-with-cape-coast-nursing-and-midwifery-college-to-green-campus.html</p> <p>https://thebftonline.com/2024/07/01/asa-savings-and-loans-one-student-one-tree-initiative-ends-at-eight-2nd-cycle-institutions/#google_vignette</p> <p>https://citinewsroom.com/2024/07/asa-savings-and-loans-limited-embarks-on-tree-planting-exercise-at-osei-tutu-shs/</p>



Partner	Case Studies URL
Federated Commodities PLC	https://fedco.com.gh/corporate-social-responsibility/
Fidelity Bank Ghana Ltd 	<p>Fidelity Young Entrepreneurs Initiative - Applications open for mentors FYEI Loan Application</p> <p>Fidelity Bank Announces GHS 1 Million GreenTech Innovation Challenge Grant Fund - Fidelity Bank</p> <p>www.myjoyonline.com/applications-for-fidelity-young-entrepreneurs-initiative-open-for-mentors/</p> <p>Fidelity Bank launches phase two of Fidelity Young Entrepreneurs' Fund</p> <p>Fidelity Bank Uplifts Abbeykope D/A Basic School with New Classrooms and Renovations - Fidelity Bank</p> <p>Pupils of Duose Basic School no more having 'class under trees'</p> <p>Fidelity Bank Transforms Nyameyekrom D/A Primary with "Orange Impact" Initiative - Fidelity Bank</p> <p>Fidelity Bank hands over refurbished Accra Royal JHS under Orange Impact Initiative</p> <p>Pencils of Promise, Fidelity Bank commission classroom block for Fodome Kordzeto School Ghana News Agency</p> <p>fidelitybank.com.gh/downloadables/financial-reports/146-fbl-annual-report-2023/file</p>
Gold Fields Ghana Foundation 	<p>https://citinewsroom.com/2024/04/gold-fields-ghana-foundations-6-9m-investment-boosts-cocoa-production/</p> <p>https://www.ghanaweb.com/GhanaHomePage/business/600-farmers-receive-support-under-Cocoa-Farmers-Support-Programme-1927390</p> <p>https://thebftonline.com/2023/06/19/goldfields-foundation-supports-240-cocoa-farmers-at-damang-mine/</p> <p>https://www.gbcghanaonline.com/general/cocoa-abosso/2022/</p> <p>https://www.myjoyonline.com/aboso-gold-fields-supports-360-cocoa-farmers-with-fertilizers/</p> <p>https://www.facebook.com/100067824786490/posts/875484204722398/</p>
	<p>https://mastercardfdn.org/en/partners/absa-bank-ghana/</p>




Partner	Case Studies URL
	<p>https://managingghana.com/2024/-05/16/societe-generale-and-melcom-join-forces-for-collaborative-solar-project/</p> <p>https://www.businessghana.com/site/news/business/319309/melcom-recieves-EDGE-certification-for-innovations</p> <p>https://www.gbcghanaonline.com/general/melcom-supports-department-of-medical-services-ghana-armed-forces/2023/</p> <p>https://www.ghanaiantimes.com.gh/melcom-donates-to-gaf-medical-services/</p> <p>https://www.ghanaiantimes.com.gh/melcom-care-donates-20000-bras-to-5-shss/</p> <p>https://dailyguidenetwork.com/5-schools-benefit-from-melcom-donation/</p>
	<p>https://www.graphic.com.gh/business/business-news/omnibsic-bank-strengthens-esg-commitment-through-partnerships-with-gacl-and-epa.html</p> <p>https://thebftonline.com/2024/12/20/omnibsic-bank-champions-esg-with-strategic-partnerships-with-gacl-and-epa/</p> <p>https://x.com/OmniBSICGh/status/1859595092350144690?t=jwwPL_M9bYFSQw96aBhQrQ&s=08</p> <p>https://x.com/buzstopboys/status/1859266642804367552?t=1lg3daGhuil_ddNHRcM3Bw&s=19</p> <p>https://www.facebook.com/100077410772133/posts/pfbid02XST1KnYUyEJ9vUznaPZBkhm4S6rSEqaEAXaBWh3QnhRb15brKLULLfTaEjpeyoX1l/?app=fbl</p> <p>https://www.instagram.com/reel/DCqyz00iR1Z/?igsh=NW56NHAXYnFxbHRw</p> <p>https://www.instagram.com/p/DCor-r1CeYs/?igsh=dmVwZGFzYW1qMTUy</p> <p>https://www.facebook.com/OmniBSICGh/videos/1109846654004213/?mibextid=rS40aB7S9Ucbxw6v</p> <p>https://thebftonline.com/2024/12/20/omnibsic-bank-champions-esg-with-strategic-partnerships-with-gacl-and-epa/</p> <p>https://www.graphic.com.gh/business/business-news/omnibsic-bank-strengthens-esg-commitment-through-partnerships-with-gacl-and-epa.html</p>
	<p>https://gna.org.gh/2024/07/sunon-asogli-proposes-additional-50-8mw-thermal-power-plant-for-ghana/</p> <p>https://techestate.io/sunon-asogli-to-expand-power-capacity-with-new-projects-in-ghana/</p> <p>https://sunonasogli.com/index.php/csr/</p> <p>https://sunonasogli.com/index.php/2023/05/18/empowering-the-future-as-ogli-open-day-inspires-the-kpone-community/</p>



Partner	Case Studies URL
	<p>https://sunonasogli.com/index.php/2024/08/05/sunon-asogli-power-ci-ug-organize-school-activity/</p> <p>https://www.graphic.com.gh/news/general-news/ghana-news-asogli-power-gifts-lab-equipment-to-polyclinic</p> <p>https://www.myjoyonline.com/sunon-asogli-donates-medical-equipment-to-kpone-polyclinic/</p> <p>https://sunonasogli.com/index.php/2023/03/13/asogli-donates-fans-to-kpone-polyclinic/</p> <p>https://www.ghanaweb.com/GhanaHomePage/NewsArchive/Sunon-Asogli-Power-and-AWA-donate-to-the-coronavirus-fund-907918</p>
<p>TNYou</p> 	<p>https://tnyouwellness.com/</p>
	<p>https://ghana.iom.int/news/iom-upgrades-border-posts-upper-east-region-enhance-security</p> <p>https://ghana.iom.int/news/renovation-border-post-and-handover-border-patrol-equipment-northern-borders-benin-ghana-and-togo</p> <p>https://ghanaiantimes.com.gh/5-border-posts-in-ghanas-north-renovated/</p>
<p>UNDP-Ghana</p> 	<p>https://x.com/UNDPGhana/status/1844713138114953691 https://x.com/UNDPGhana/status/1834171342041559524 https://x.com/UNDPGhana/status/1724847016646258909</p> <p>https://www.undp.org/ghana/press-releases/undp-awards-70000-grant-msmes</p> <p>https://www.undp.org/ghana/press-releases/boosting-afcfta-integration-eco-friendly-business-practices https://www.undp.org/ghana/news/msmes-trained-improve-their-business-management-practices</p> <p>https://x.com/UNDPGhana/status/1915126068895264791 https://x.com/UNDPGhana/status/1903080788318372177 https://x.com/UNDPGhana/status/1835713882389639276</p> <p>Boosting AfCFTA Integration with Eco-Friendly Business Practices United Nations Development Programme UNDP empowers District Assemblies and their Business Advisory/Resource Centres to effectively communicate with MSMEs United Nations Development Programme</p> <p>https://www.myjoyonline.com/undp-launches-nimdie-series-to-empower-ghanaian-msmes/ UNDP holds strategic communication capacity building training for 30 MSMEs UBA Ghana, UNDP Sign MoU to Support Female SMEs, Green Entrepreneurship in - MSME Africa Ghana's green transition requires deeper research-UNDP – Zed Multimedia</p>



Partner	Case Studies URL
	<p>Reaching prison officers across Ghana with the Nelson Mandela Rules</p> <p>Breaking barriers in Ghana: how positive female leadership can transform prisons</p> <p>UNODC ORGANISES A FOUR-DAY 'TRAINING OF TRAINERS' WORKSHOP FOR SELECTED PRISON OFFICERS</p> <p>https://www.unodc.org/unodc/en/frontpage/2024/July/from-prisoners-to-advocates-in-ghana.html</p>



BIBLIOGRAPHY

1. Addison, E. (2024, July 16). SME growth and opportunity summit - 2024 remarks. Bank of Ghana.
2. Amoyaw-Osei, Y. (2025, March). Strategic Environmental and Social Assessment (SESA) Formalisation of Artisanal and Small-Scale Mining in Ghana. Ministry of Lands and Natural Resources.
3. Asamoah, P. K. (2023). Assessing the socioeconomic impacts of flooding in Ghana (Master's thesis, Western Illinois University). Illinois Institute for Rural Affairs.
4. Auditor-General (Ghana Audit Service). (2023, September). Performance audit report of the Auditor-General on the management of the Ghana School Feeding Programme.
5. Commission for Technical and Vocational Education and Training (CTVET). (2021, December). Ghana TVET report (2021).
6. Corruption Coalition. (2023, December 8). GACC corruption report 2023: Reflections on the state of corruption in Ghana for 2023. Ghana Anti-Corruption Coalition.
7. Environmental Protection Agency (EPA), Ghana. (2024, March). Ghana's fourth biennial update report to the United Nations Framework Convention on Climate Change. Environmental Protection Agency (EPA), Ghana.
8. Forestry Commission, Ghana. (2025, January). Ghana forest plantation strategy annual report 2023. Forestry Commission, Ghana.
9. Ghana Investment Promotion Centre. (2022, November). Ghana's education sector report.
10. Ghana Ministry of Education. (2024). Programme Based Budget for 2024: Medium Term Expenditure Framework (MTEF) for 2024–2027.
11. Ghana Ministry of Gender, Children and Social Protection. (2024). Programme Based Budget (PBB): Medium Term Expenditure Framework (MTEF) for 2024–2027.
12. Ghana Ministry of Health. (2024). Programme Based Budget for 2024: Medium Term Expenditure Framework (MTEF) for 2024–2027.
13. Ghana Statistical Service (GSS), Ghana Health Service (GHS), & ICF International. (2015). Ghana demographic and health survey 2014.
14. Ghana Statistical Service (GSS), Ghana Health Service (GHS), & ICF Macro. (2009). Ghana demographic and health survey 2008.
15. Ghana Statistical Service (GSS), Noguchi Memorial Institute for Medical Research (NMIMR), & ORC Macro. (2004). Ghana demographic and health survey 2003.
16. Ghana Statistical Service. (2020, June). Multidimensional Poverty - Ghana.





17. Ghana Statistical Service. (2023). Thematic Brief on Digital Exclusion.
18. Ghana Statistical Service. (2023, March). Enhancers and barriers to the payment of bribes.
19. Ghana Statistical Service. (2023, September 4). Women in Ghana paid 34.2 percent less than men: Statistical Service shares statistics on wage differentials on International Equal Pay Day (Press release).
20. Ghana Statistical Service. (2024). Ghana 2024 statistical year overview.
21. Ghana Statistical Service. (2024, May). Ghana 2023 trade report. Ghana Statistical Service.
22. Ghana Statistical Service. (2025, April). The Governance Series: The Rule of Law Wave 1.
23. Ghana Statistical Service. (2025, January 28). Less than 1 percent of the poorest households in Ghana use clean fuels for cooking: Assessment of trends reveals substantial variation across groups (Press release).
24. Ghana Statistical Service. (2025, January 28). Less than 1 percent of the poorest households in Ghana use clean fuels for cooking.
25. Ghana Statistical Service. (2025, March 10). Statistical Newsletter: Gross Domestic Product Fourth Quarter 2024 (October to December).
26. Ghana Statistical Service. (n.d.). Thematic Brief on Land Use.
27. Global Plastic Action Partnership & World Economic Forum. (2021, November). Ghana National Plastic Action Partnership: A Roadmap for Radical Reduction of Plastic Pollution in Ghana.
28. Jonah, A., Adade, R., Korang, R., Dzantor, S. A., Asare, O. A., Blay, L. A., Chuku, E. O., & Aheto, D. W. (2022, November). Coastal and marine conservation drive project brief. Centre for Coastal Management (Africa Centre of Excellence in Coastal Resilience), University of Cape Coast.
29. Ministry of Education & Ghana Statistical Service. (2025, March). Access to and Quality of Basic and Secondary Education in Ghana (2000-2023).
30. Ministry of Education, Republic of Ghana. (2021). Programme Based Budget Estimates for 2022: Medium Term Expenditure Framework (MTEF) for 2022–2025.
31. Ministry of Environment, Science, Technology and Innovation. (2012, April). National Environmental Policy.
32. Ministry of Gender, Children and Social Protection, Republic of Ghana. (2015, December). Ghana national social protection policy.
33. Ministry of Gender, Children and Social Protection, United Nations Population Fund (UNFPA), & UNICEF Ghana. (2023, April). National operational, monitoring and evaluation plan (2023–2024): Part of the Ghana National Strategic Framework to End Child Marriage 2017–2026.
34. National Identification Authority & Ghana Statistical Service. (2022). Statistical Report on Death Registration 2022.



35. Parliament of Ghana, Committee on Education. (2023, December). Report of the Committee on Education on the 2024 Annual Budget Estimates of the Ministry of Education.
36. Public Procurement Authority. (2021). Sustainable Public Procurement in Ghana.
37. Republic of Ghana. (2023, August 4). Document for preparing country biennial review report on progress made for achieving the Malabo Declaration goals and targets: Country performance reporting template. Republic of Ghana.
38. Right to Information Commission (RTIC) Ghana. (2021). 2021 Annual Report.
39. Right to Information Commission (RTIC) Ghana. (2022). Annual Report 2022.
40. Right to Information Commission (RTIC) Ghana. (2023). Annual Report 2023.
41. UNICEF Ghana. (2023). Policy Brief: Bridging the Digital Divide for Every Child in Ghana.
42. UNICEF Ghana. (2023). Social protection budget brief 2023. United Nations Children's Fund (UNICEF).
43. UNICEF Ghana. (2023, October). Child protection budget brief 2023. United Nations Children's Fund (UNICEF).
44. United Nations Economic Commission for Africa (ECA) & Ghana Statistical Service. (n.d.). A Practical Guide to Data Storytelling in VNRs and SDG Reporting.
45. United Nations Industrial Development Organization, 2024. Industrial Development Report 2024. Turning Challenges into Sustainable Solutions. The New Era of Industrial Policy. Vienna.
46. United Nations Office on Drugs and Crime. (2022). Corruption in Ghana: People's experiences and views.
47. World Bank. (2022). Ghana: Diagnosis of Capacities to Manage Climate and Disaster Risk Report 2022.
48. World Bank. (2024, October). Macro Poverty Outlook: Ghana.
49. World Bank. (2024, October). Poverty & Equity Brief: Ghana.
50. World Health Organization, African Region. (2023, August). Country Disease Outlook Ghana. World Health Organization, African Region.





**“We Remain Committed to
Achieving the 2030 Sustainable Development Goals”**

President John Dramani Mahama

